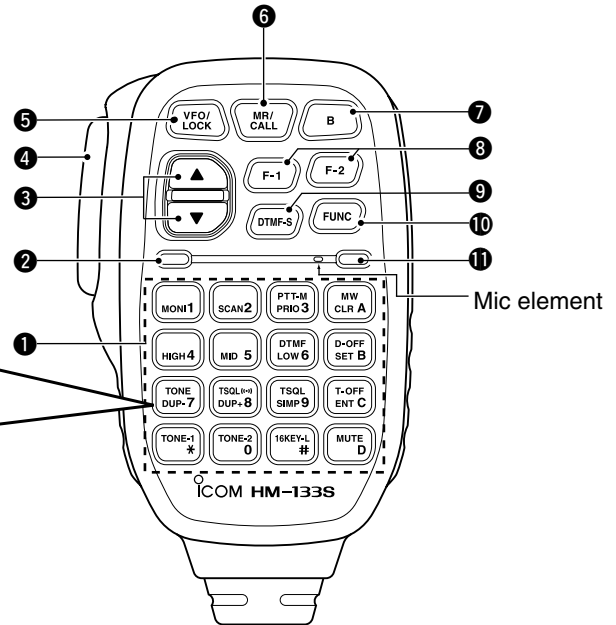
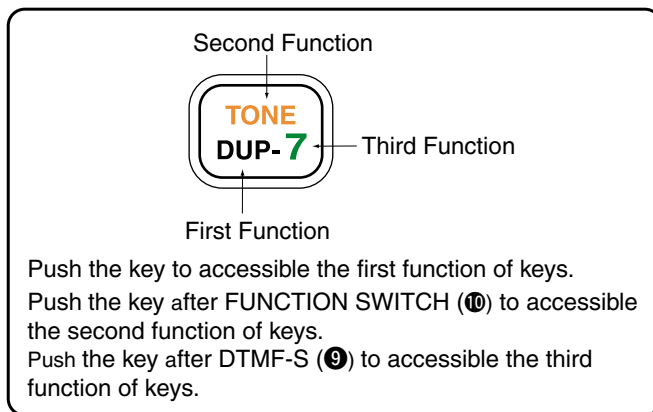


# ABOUT HM-133S (for IC-2100 series)

The supplied microphone HM-133S is redesigned from the HM-98S. The functions of HM-133S are instructed in this sheet. Please refer to following information.

Downloaded by  
RadioAmateur.EU



\* The number in ( ) indicates the instruction's page number.

## 1 KEYPAD

Push to accessible the first function of keys.  
Used for controlling the transceiver, transmitting a DTMF signals, etc. See back page for function details.

## 2 ACTIVITY INDICATOR

Lights red while any key is pushed (except [FUNC] or [DTMF-S]).  
Lights red while transmitting.  
Lights green while the one-touch PTT function is in use.

## 3 UP/DOWN SWITCHES

➔ Push either switch to change the operating frequency, memory channel, set mode contents, etc. (pgs. 15, 26)  
➔ Push either switch for 1 sec. to start scanning. (p. 37)

## 4 PTT SWITCH

➔ Push for 1 sec. to transmit; release to receive.  
➔ Toggles between transmitting and receiving while the one-touch PTT function is in use. (p. 20)

## 5 VFO/LOCK SWITCH

➔ Push to select VFO mode.  
➔ Push for 1 sec. to toggle the lock function ON and OFF. (p. 14)

## 6 MEMORY/CALL SWITCH

➔ Push to select memory mode. (p. 26)  
➔ Push for 1 sec. to select call channel. (p. 32)

## 7 NULL SWITCH [B]

No function.

## 8 FUNCTION SWITCHES (p. 57)

Assign your desired key function from the front panel switches.

- Default settings are [LOW] for [F-1] ([DUP] when pushed and held) and [TONE] for [F-2] ([T-SCAN] when pushed and held).

## 9 DTMF MEMORY SELECT SWITCH [DTMF-S]

(pgs. 22, 44, 45)

Push to accessible the third function of keys.

Turns the DTMF encoder ON and OFF.

- When DTMF encoder is activated, function indicator lights green.
- See back page for function details.

## 10 FUNCTION SWITCH [FUNC]

Push to accessible the second function of keys.

- Push again to cancel it.

• When accessible the secondary function, function indicator lights orange.

- See back page for function details.




















## 11 FUNCTION INDICATOR

➔ Lights orange while [FUNC] is activated—indicates the second function of switches can be accessed.

➔ Lights green when [DTMF-S] is activated—DTMF signals can be transmitted with the keypad.

## ■ Microphone keypad—1

\* The number in ( ) indicates the instruction's page number.

KEY	FUNCTION	SECONDARY FUNCTION (  +key)	OTHER FUNCTIONS
	Toggles between opening and closing the squelch.	No secondary function.	After  is pushed: Transmit the appropriate DTMF code. (pgs. 22, 45) Push [0] to [9], [A] to [D] to transmit the DTMF memory contents when the DTMF memory encoder is activated. (p. 44)
	Starts and stops scanning. (p. 37)	No secondary function.	
	Starts and stops priority watch. (p. 42)	Turns the one-touch PTT function ON and OFF. (p. 20)	
	Selects high output power. (p. 19)	No secondary function.	
	Selects mid output power. (p. 19)	No secondary function.	
	Selects low output power. (p. 19)	Turns the DTMF memory encoder function ON. (p. 44)	
	Selects -duplex. (p. 21)	Turns the subaudible tone encoder ON. (p. 21)	
	Selects +duplex. (p. 21)	Turns the pocket beep function ON. (p. 46)	
	Selects simplex. (p. 21)	Turns the tone squelch function ON. (p. 46)	
	No primary function.	While being pushed, transmits a 1750 Hz tone. (p. 22)	
	<ul style="list-style-type: none"> <li>• Clears a digit before entry. (p. 17)</li> <li>• Cancels the scan, priority watch or DTMF memory function. (pgs. 16, 37, 43)</li> </ul>	<ul style="list-style-type: none"> <li>• Writes the VFO contents into the memory channel or call channel. (pg. 29)</li> <li>• Advances the memory channel number when continuously pushed after programming is completed. (p. 28)</li> </ul>	[A] to [D] to transmit the DTMF memory (p. 44)
	Enters set mode and advances the set mode selection.	DTMF memory OFF.	
	<ul style="list-style-type: none"> <li>• Sets the keypad for numeral input. (p. 17)</li> <li>• Decreases the set mode selection order after entering set mode.</li> </ul>	Turns the subaudible tone encoder, pocket beep or tone squelch OFF. (pgs. 21, 46, 47)	
	No primary function.	Mutes the audio. (p. 18) <ul style="list-style-type: none"> <li>• Mute function is released when any operation is performed.</li> </ul>	
	No primary function.	Locks the digit keys on the keypad (including the A–D, # and * keys). (p. 14)	After  is pushed: Transmit the appropriate DTMF code. (p. 45)
	No primary function.	Sends a 1750 Hz tone signal for 0.5 sec. (p. 22)	