



BBA - 100V HF ANTENNA

HF BROADBAND MULTIWIRE ANTENNA

Built using the same rugged design techniques as our commercial series antennas, the BBA-100V provides performance at an entry level price.

These antennas are highly efficient, and engineered to meet the exacting standards of professional users. Frequency range is specified according to useful VSWR, and all components are validated for rated power.

The Bushcomm BBA has the flexibility to suit a wide range of installation situations - between two purpose built towers at a professional site, in an inverted "V" configuration, or even between a tree and the back shed.

Light yet sturdy construction ensures low total mass wind loading. The highest quality materials are used in construction, such as stainless steel wire and fittings, and UV resistant fibreglass rods, to produce an antenna that will survive the rigours of the outdoors for many years.

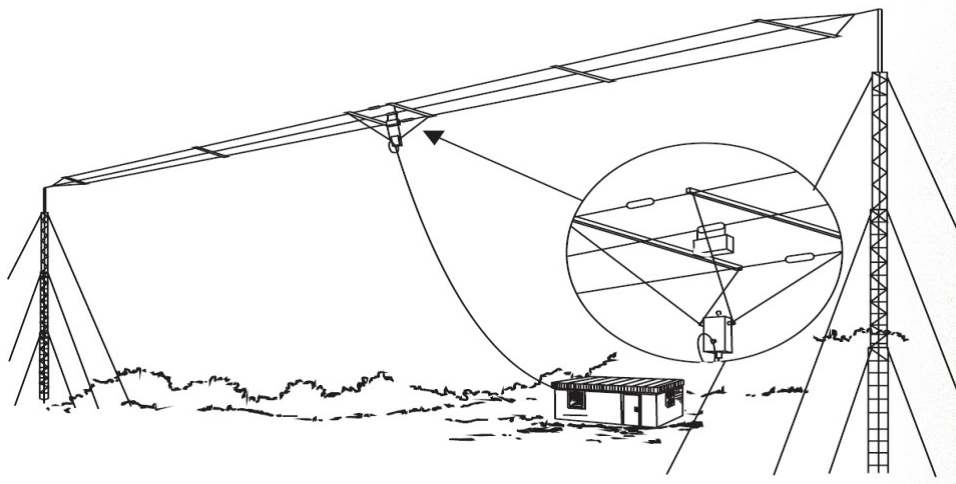
There are many variants in the BBA family with sizes and power ratings to suit a wide range of applications.

FULL BBA FAMILY:

- ★ BBA100V - 130w PEP
- ★ BBA100C - 130w continuous
- ★ BBA100CS - 130w continuous, short
- ★ BBA100CE - 130w continuous, long
- ★ BBA600V - 600w voice
- ★ BBA600VE - 600w voice, long
- ★ BBA1kD - 1kW continuous
- ★ BBA1kDE - 1kW continuous, long

SPECIAL FEATURES

- 2-30mhz
- No tuner required
- S/S Wire and Fittings
- UV Resistant rod & balun/load boxes
- Easy Installation (instruction provided)
- Variation of length and power available
- Configurable in Horizontal or Inverted V
- Performance & Durability at a Low Price





Specification Summary

SPECIFICATION

ELECTRICAL

Frequency Range	2 - 30MHz ****
Nominal Input Impedance	50 Ohm
VSWR (typical)	Better than 2:1
Gain	5dBi (typical) -6dBi at 3.6 MHz (typical)
Power Rating:	60W continuous 130W PEP
Input connector:	UHF Type socket (S0239)

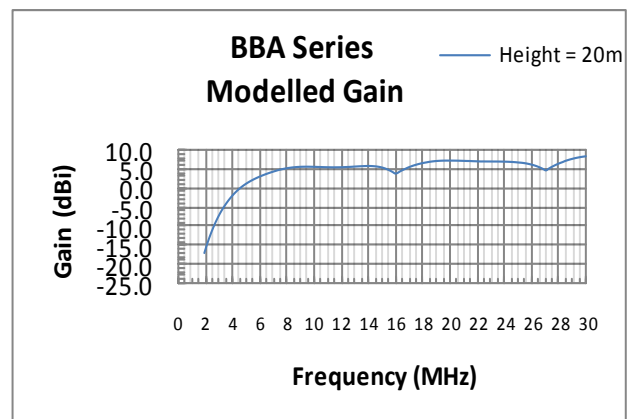
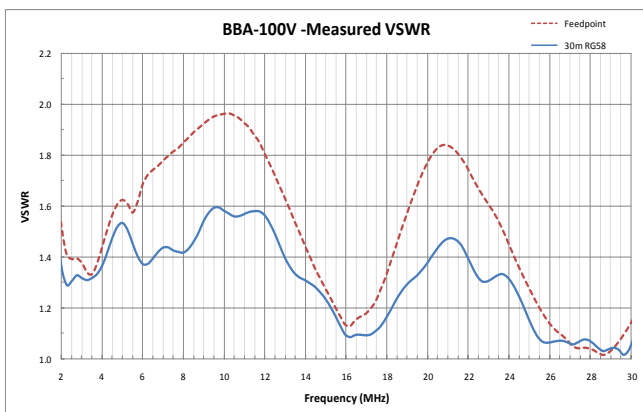
MECHANICAL

Shipping Weight:	Approx 4kg
Antenna Length	27 metre
Radiating elements	2mm Stainless Steel (G304)
Wind Rating	210 km/hr*
Mast Spacing	29m horizontal tower spacing**, 20m footprint Inverted V



Above: Bushcomm Balun showing coaxial strain relief feature***

* In accordance with AS1170.2 – 1989 SAA Loading Code – Wind Loads
 ** Approximate spacing. Will vary location to location and depending on preference
 *** Coaxial cable not included, can be purchased separately
 **** Frequency Range specified according to useful VSWR - Where performance is required below 3.5MHz, we recommend the BBA-100CE



HEAD OFFICE

21 River Road BAYSWATER WA 6053 AUSTRALIA

EMAIL: sales@bushcomm.com

WEBSITE: www.bushcomm.com

PHONE: +61 8 9378 4470

FAX: +61 8 9378 4429