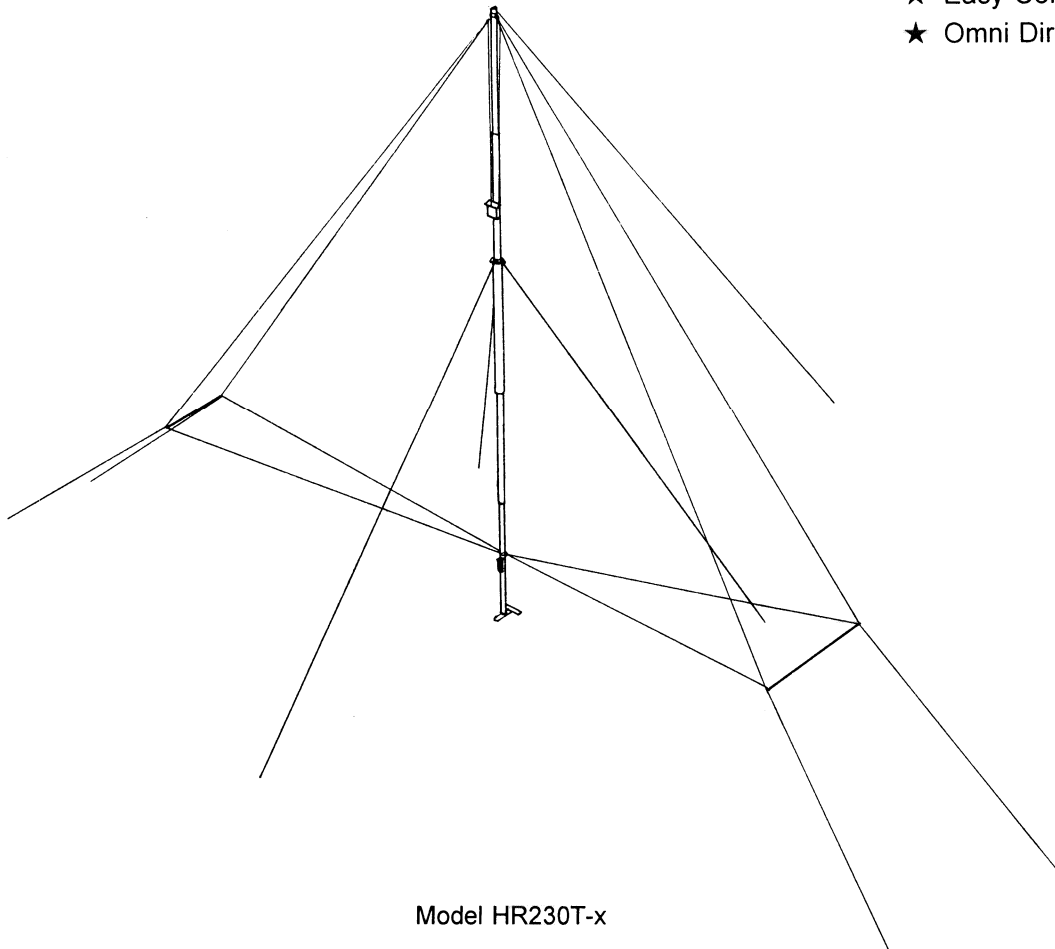




Terminated Delta Loop Antenna **HR230T-x**

- ★ Transportable
- ★ Easy Construction
- ★ Omni Directional



Model HR230T-x

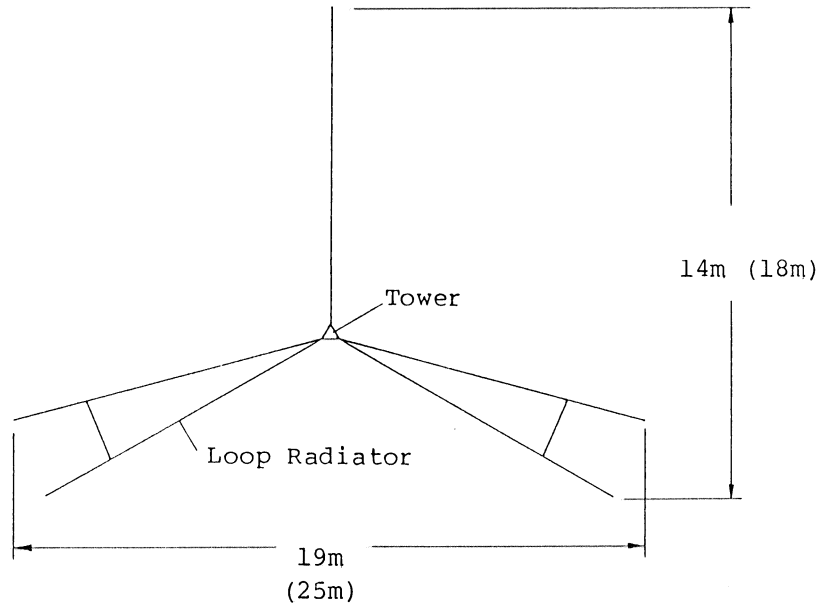
The CD Model HR230T-x is a transportable broadband terminated loop antenna which provides excellent performance than narrow band dipoles or whips yet it is fast to erect, simple to transport, and requires no tuner. The HR230T is designed to direct energy straight overhead and in addition, HR230T has omni-directional and bi-directional azimuth plane pattern, provides optimum coverage for communication centers, airports for ground-air and shore stations for shore-ship communications. Structurally, the antenna supported by a quickly erectable, rugged light weight aluminum mast, thereby decreasing installation costs, maintenance costs, and the required land area. The antenna is supplied complete with a balun transformer for direct connection to a coaxial 50 ohm line.

SPECIFICATIONS

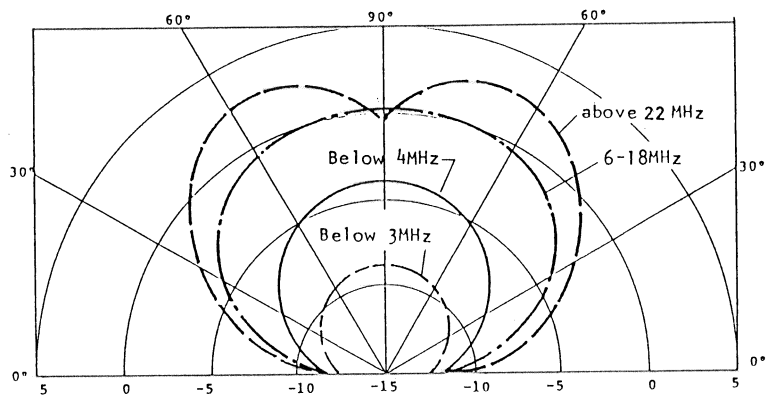
Model No.	HR230T-1	HR230T-2
Polarization	- Vertical and Horizontal -	
Frequency Range	2~30MHz	3~30MHz
Gain	-10~1dBi	-10~1dBi
Impedance	50 ohms	50 ohms
VSWR, Nominal	2:1	2:1
Maximum	2.5:1	2.5:1
Antenna Height	12 m	12 m
Land Area (Guy-Guy)	25 x 18 m	19 x 14 m
Volume	0.9 Cu.m	0.8 Cu.m
Max. Case Length	3 m	3 m
Wind Loading Capability	45 m/s	45 m/s
System Net Weight	150 Kg	130 Kg

Note: Use an appropriate sub-model number when specifying or ordering a system.

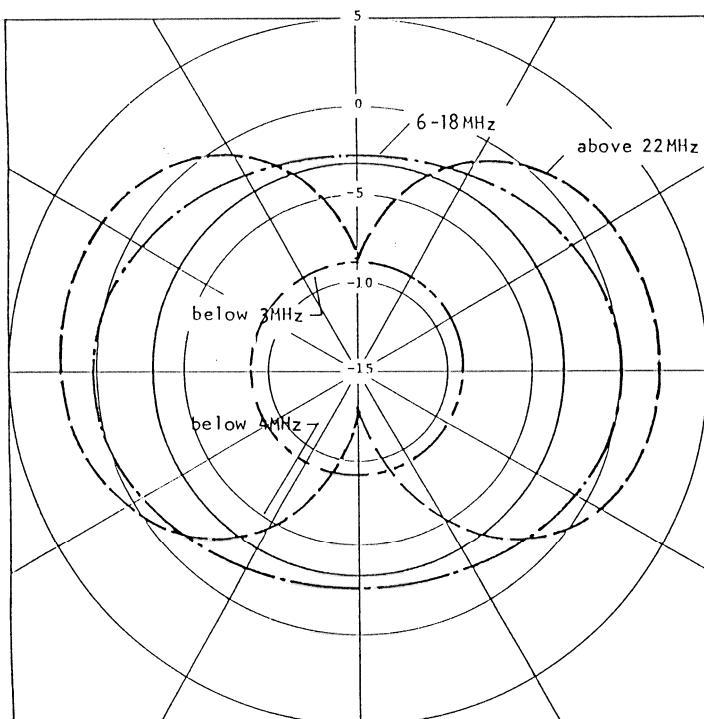
Power	Connector
HR230T-1. Receive, 50/100W	-N- Female
HR230T-2. Transmit, 1kW/2kW PEP	-N- Female
HR230T-3. Transmit, 5kW/10kW PEP 1-7/8" EIA Female	
HR230T-4. Transmit, 10kW/20kW PEP 1-5/8" EIA Female	



HR230T-2-x, Plan View
 () HR230T-1-x



HR230T-x-x, Elevation Patterns.



HR230T-x-x
 Azimuth Patterns at
 Elevation Angles of Beam maximum
 Gain in dBi.