No.	VS P/N	Description	Qty.
①	U24308001	TAPTITE SCREW M3X8	30
②	U24306001	TAPTITE SCREW M3X6	4
③	U31305007	OVAL HEAD SCREW M3X5B	8
④	U74007630	PLAIN WASHER W7X12X0.5AL	2
⑤	U20406007	BINDING HEAD SCREW M4X6B	2

VS P/N	Description
T9206493	WIRE ASSY (J2005 to J5007)
T9206493	WIRE ASSY (J3009 to J5006)
T9206493	WIRE ASSY (J3013 to J5005)
T9317850	WIRE ASSY (J2006 to J3004) ORG 210 TMP/TMP
T9317851	WIRE ASSY (J2002 to J3005) YEL 180 TMP/TMP
T9317928	WIRE ASSY (J2007 to J3002) BLU 150 TMP/TMP
T9206916	WIRE ASSY (J3008 to SP)
T9206898	WIRE ASSY (J2003 to J3006)
T9318157	WIRE ASSY (J2010 to J3001) GRA 220 TMP/TMP

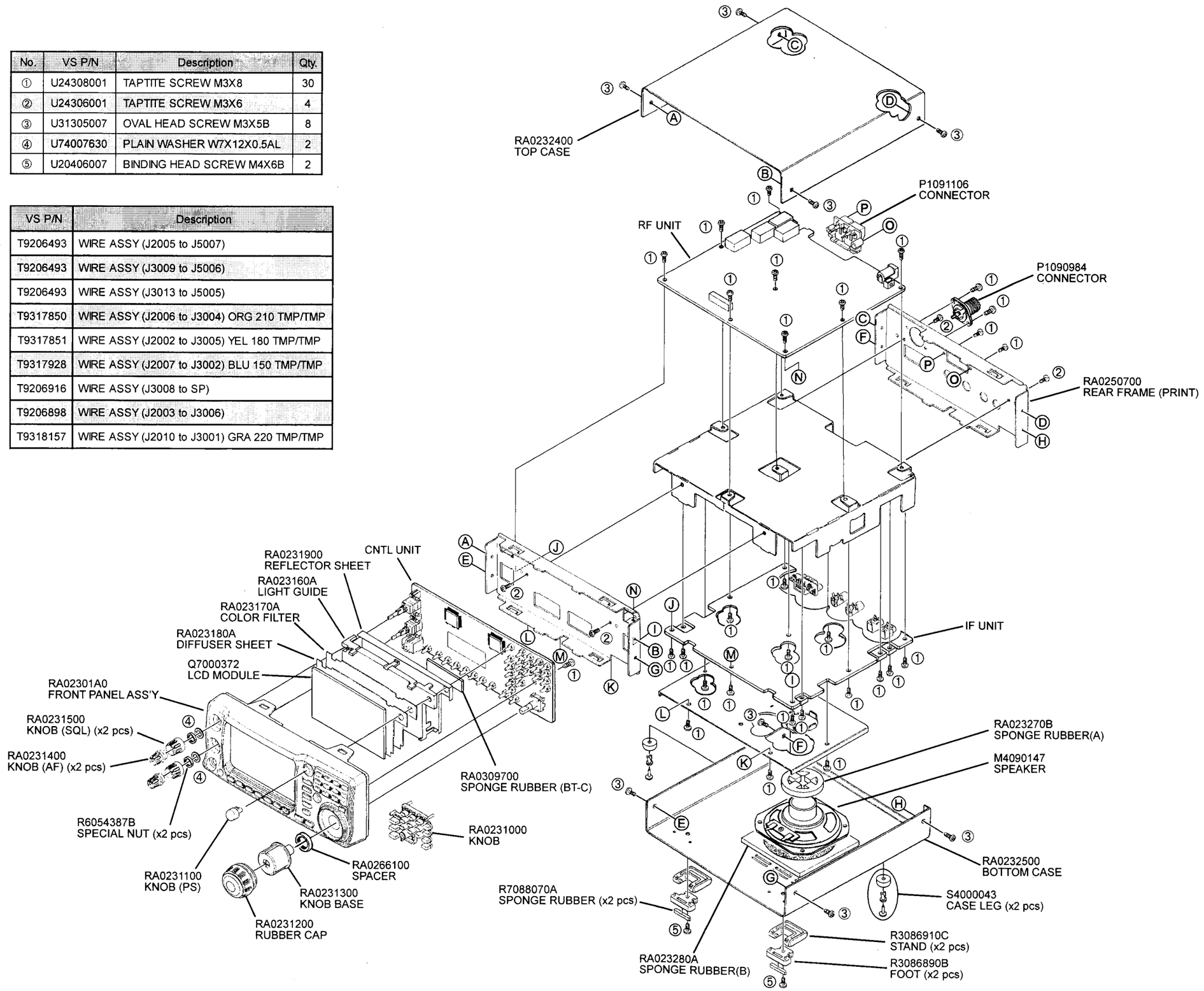

Block Diagram

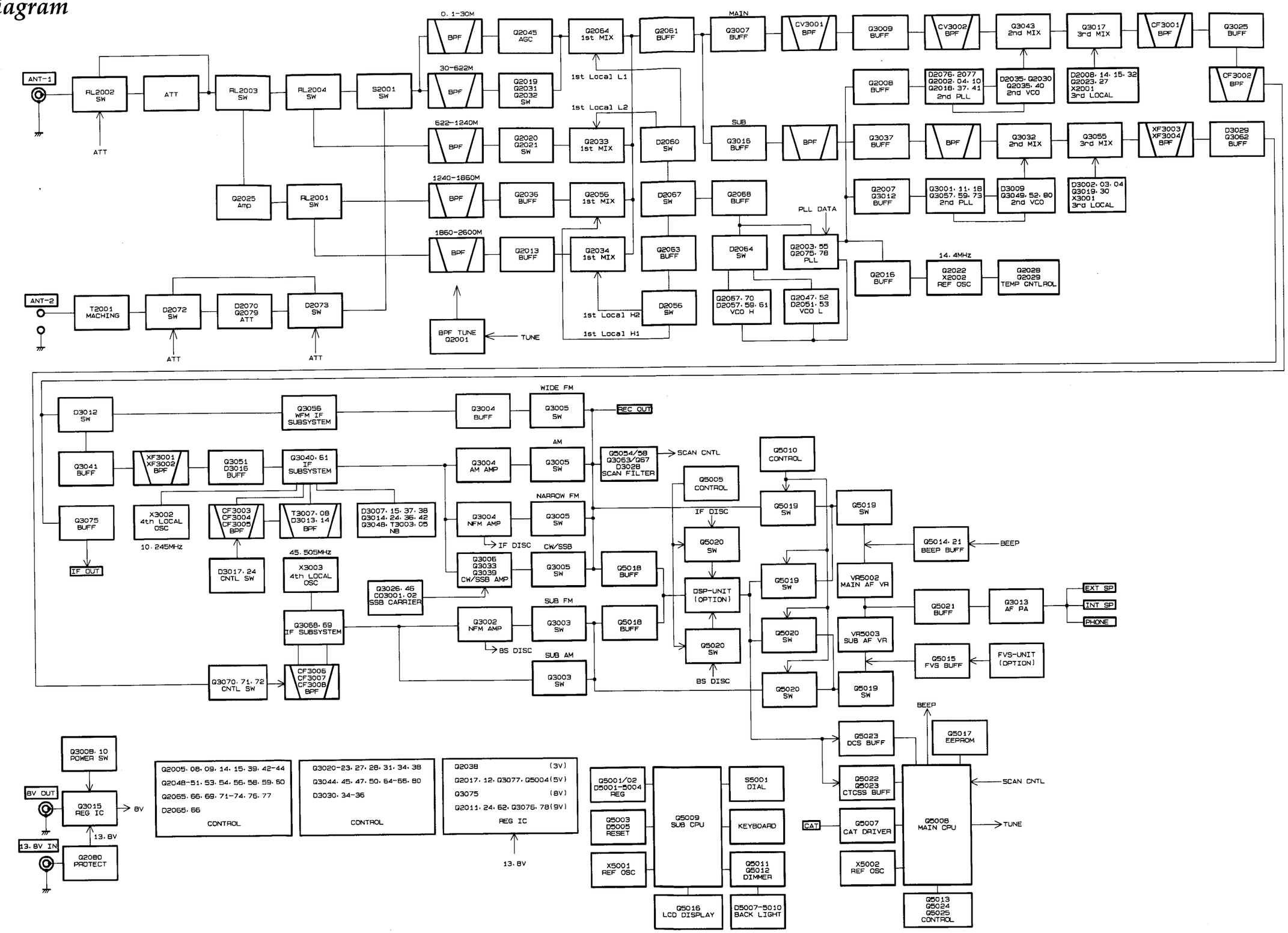

Circuit Diagram

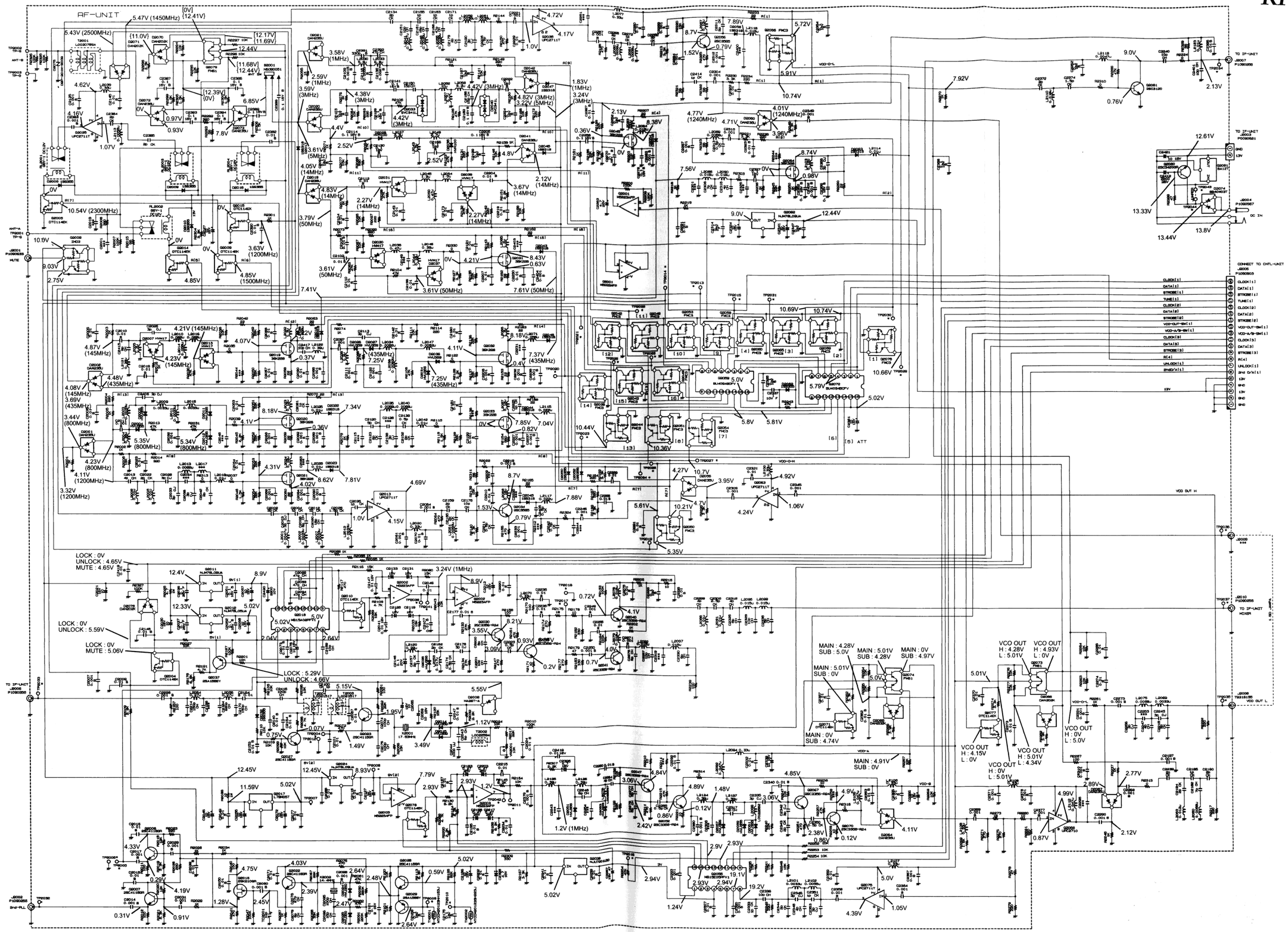

[XX] : ATT ON
{XX} : ATT OFF

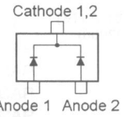

DAN235U TL (M)
(D2001, 2002, 2019, 2020, 2021, 2041, 2042, 2056, 2060, 2067)

DAN202K T146 (N)
(D2065, 2066, 2070)

HVM17-TR
(D2007, 2013, 2030, 2031, 2037, 2039)

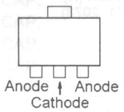

SVC341L-TD
(D2033, 2040)

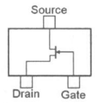

2SK210GR (YG)
(Q2016)

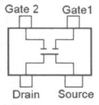

3SK228XR (XR-)
(Q2019, 2020, 2021, 2031, 2032, 2033, 2045, 2064)

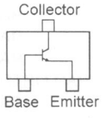

2SC4116GR (LG)
(Q2006, 2007, 2022, 2028)

2SC3356 (R24)
(Q2030, 2035, 2040, 2041, 2047, 2052, 2067, 2070)

2SC3585 (R42)
(Q2034, 2056)

2SC3120 (HB)
(Q2061)

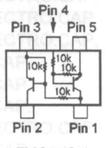

FMC3 (C3)
(Q2039, 2042, 2043, 2048, 2049, 2053, 2058, 2060, 2065)



Side A

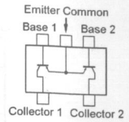

FMS1 (S1)
(Q2073, 2074, 2079)

NJM78L05UA (8C)
(Q2012)

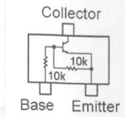

DTC114EK (24)
(Q2009, 2010, 2014, 2071, 2077)



UPC2711T-E3 (C1G)
(Q 2013, 2036, 2063, 2075)

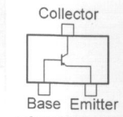

2SA1586Y (SY)
(Q2029)

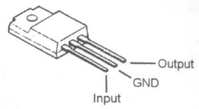

BA12T
(Q2081)

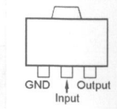

NJU7201U30(TE1)
(Q2038)

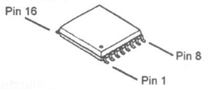

MB15E05PFV1-G-BND-EF
(Q2055)

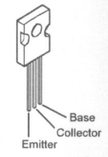

2SC3420GR
(Q2080)

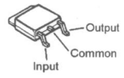

L78M05T-TL
(Q2017)



NJM78L09UA (8H)
(Q2011, 2062, 2024)

M5223AFP 600C
(Q2001, 2002)

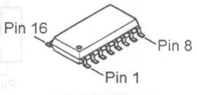

MB15A02PFV1
(Q2018)

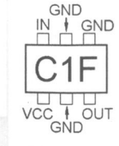

UPC2710T-E3
(Q2068)

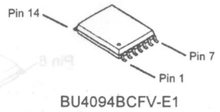

BU4094BCFV-E1
(Q2059, 2072)

RF Unit

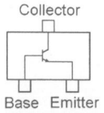

2SC4116GR (LG)
(Q2023, 2027)

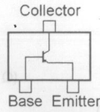

2SA1586Y (SY)
(Q2037)

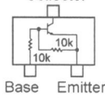

DTC114EK (24)
(Q2004, 2005, 2015, 2078)

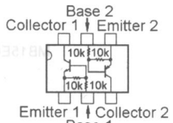

IMD3 (D3)
(Q2008)



UPC2711T-E3 (C1G)
(Q2025)

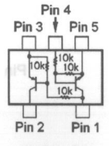

FMC3 (C3)
(Q2044, 2050, 2051, 2054, 2066, 2069, 2076)

M5223AFP 600C
(Q2003)

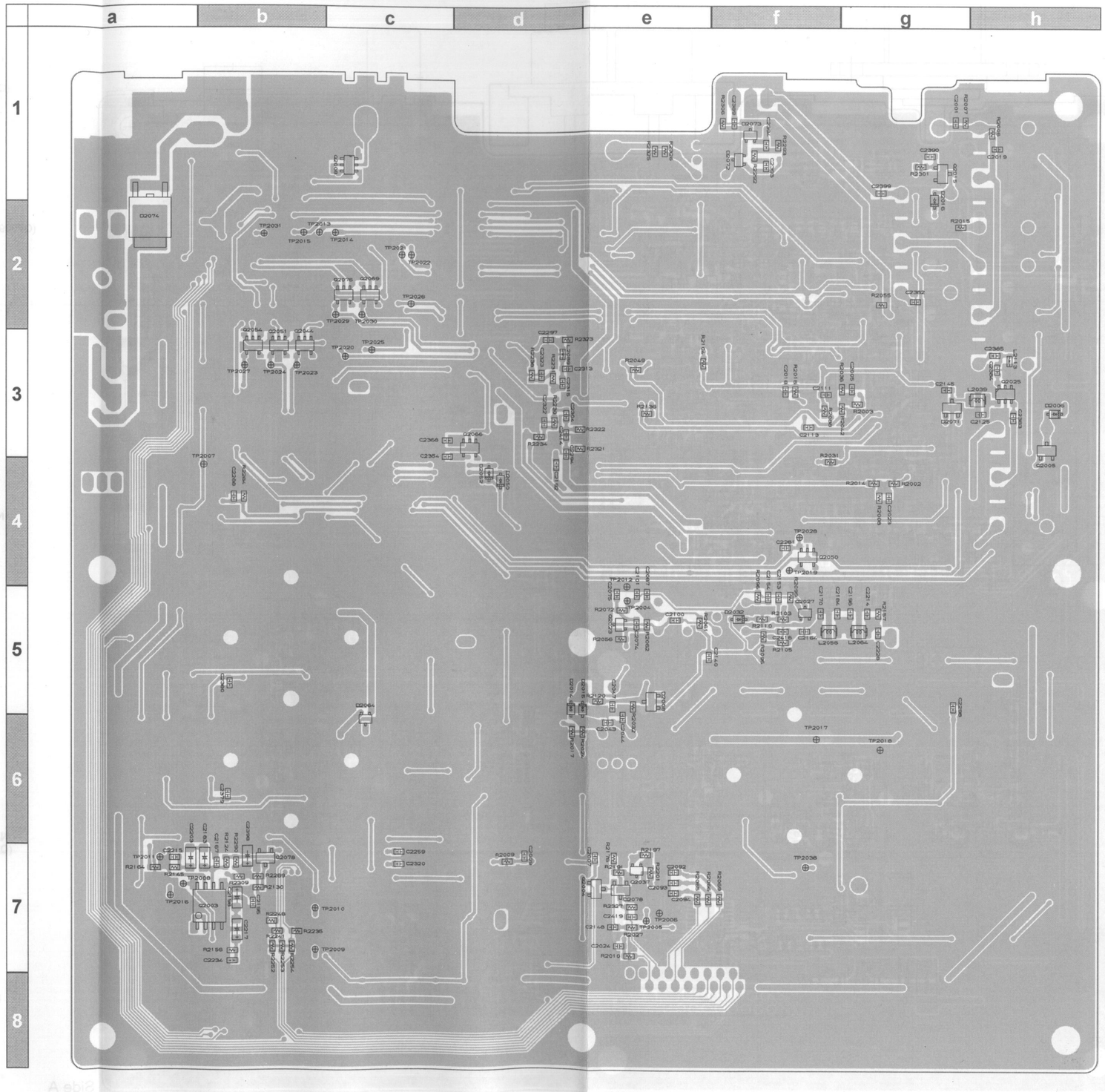

Side B

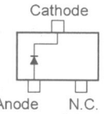

MA28T-A (TX)
(D2008)

DAN235U TL (M)
(D2001, 2064, 2072, 2073)

DAN202K (N)
(D2071, 2078)

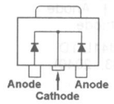

SB40W03T-TL
(D2074)

IF Unit

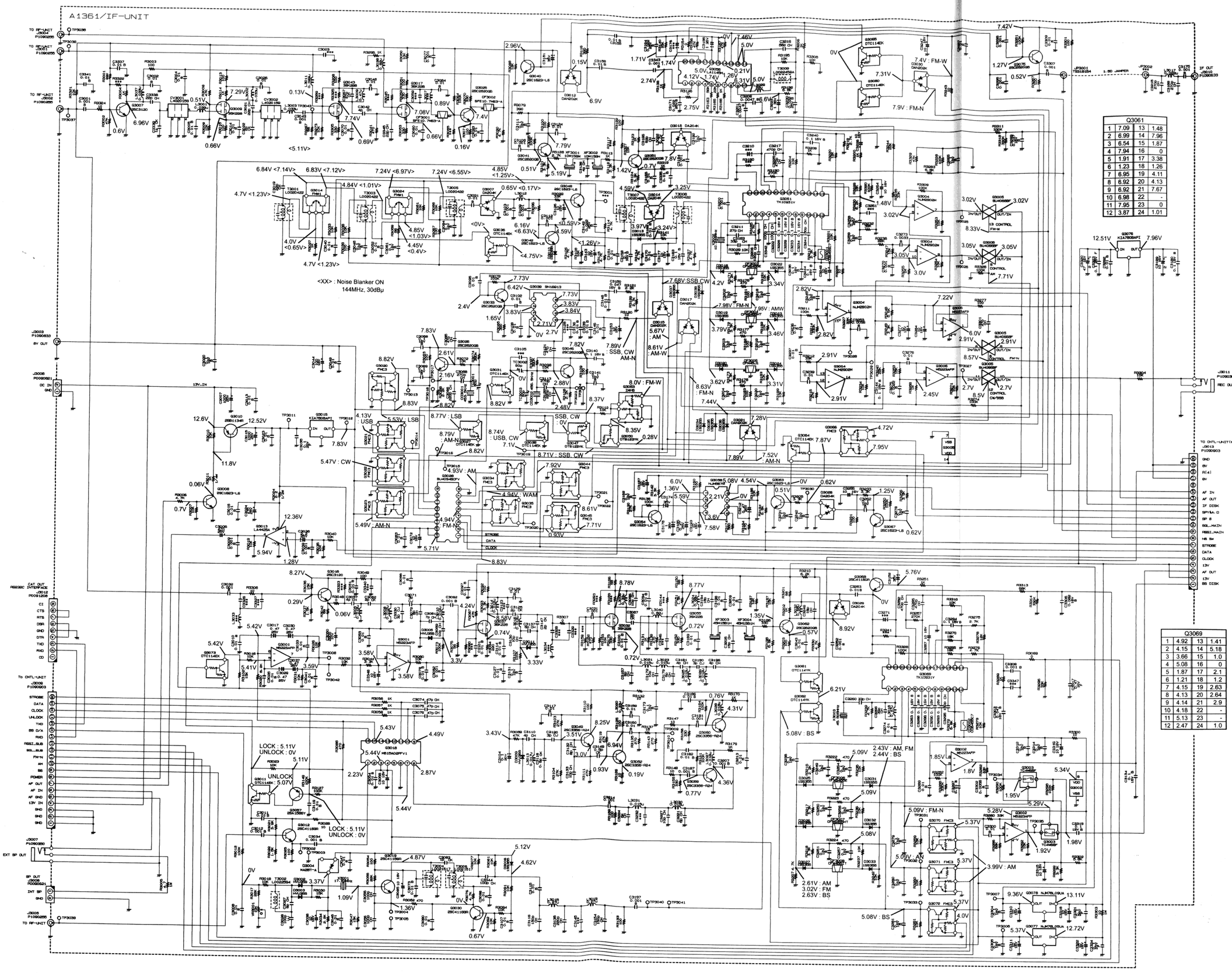

Q3061			
1	7.09	13	1.48
2	6.99	14	7.96
3	6.54	15	1.87
4	7.94	16	0
5	1.91	17	3.38
6	1.23	18	1.26
7	6.95	19	4.11
8	6.92	20	4.13
9	6.92	21	7.67
10	6.98	22	-
11	7.95	23	0
12	3.87	24	1.01

Q3069			
1	4.92	13	1.41
2	4.15	14	5.18
3	3.66	15	1.0
4	5.08	16	0
5	1.87	17	2.1
6	1.21	18	1.2
7	4.15	19	2.63
8	4.13	20	2.64
9	4.14	21	2.9
10	4.18	22	-
11	5.13	23	-
12	2.47	24	1.0

Parts Layout

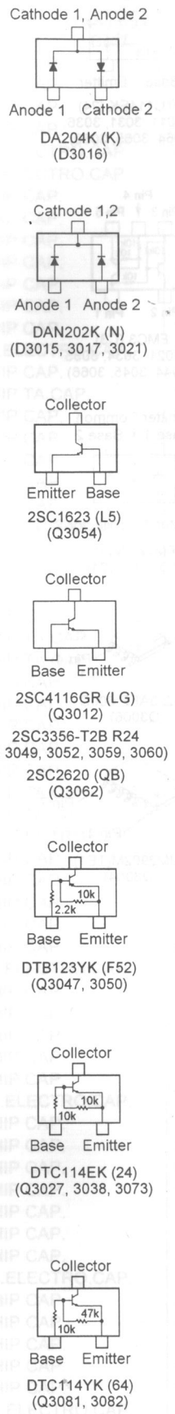



Side A

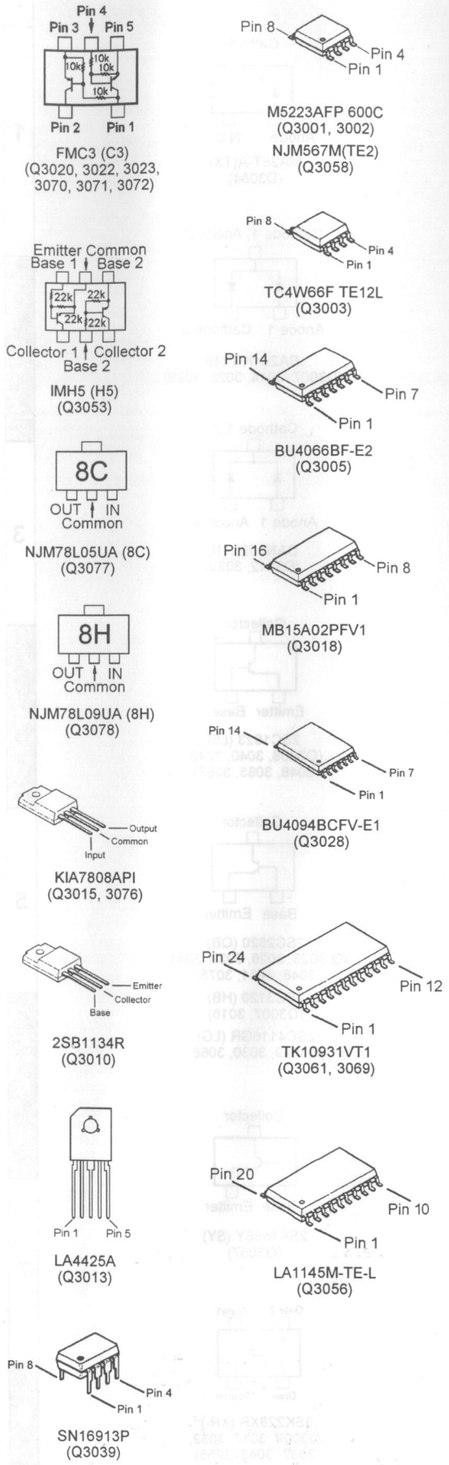

IF Unit

MA28T-A(TX)
(D3004)

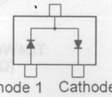

DA204K T146
(D3007, 3014, 3028, 3029)

DAN202K (N)
(D3012, 3030)

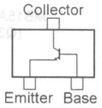

2SC1623 (L5)
(Q3008, 3040, 3042, 3048, 3063, 3067)

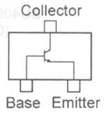

2SC2620 (QB)
(Q 3025, 3026, 3033, 3041, 3046, 3051, 3075)
2SC3120 (HB)
(Q3007, 3016)
2SC4116GR (LG)
(Q3019, 3030, 3068)

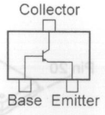

2SA1586Y (SY)
(Q3057)

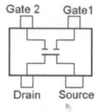

3SK228XR (XR-)
(Q3009, 3017, 3032, 3037, 3043, 3055)



Side B

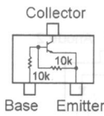

DTC114EK (24)
(Q3011, 3031, 3036, 3064, 3065, 3080)

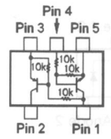

FMC3 (C3)
(Q3021, 3034, 3035, 3044, 3045, 3066)

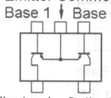

FMW1 (W1)
(Q3014, 3024)

M5223AFP 600C
(Q3006)

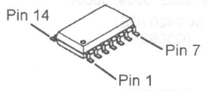

NJM2902M(TE1)
(Q3004)

Circuit Diagram

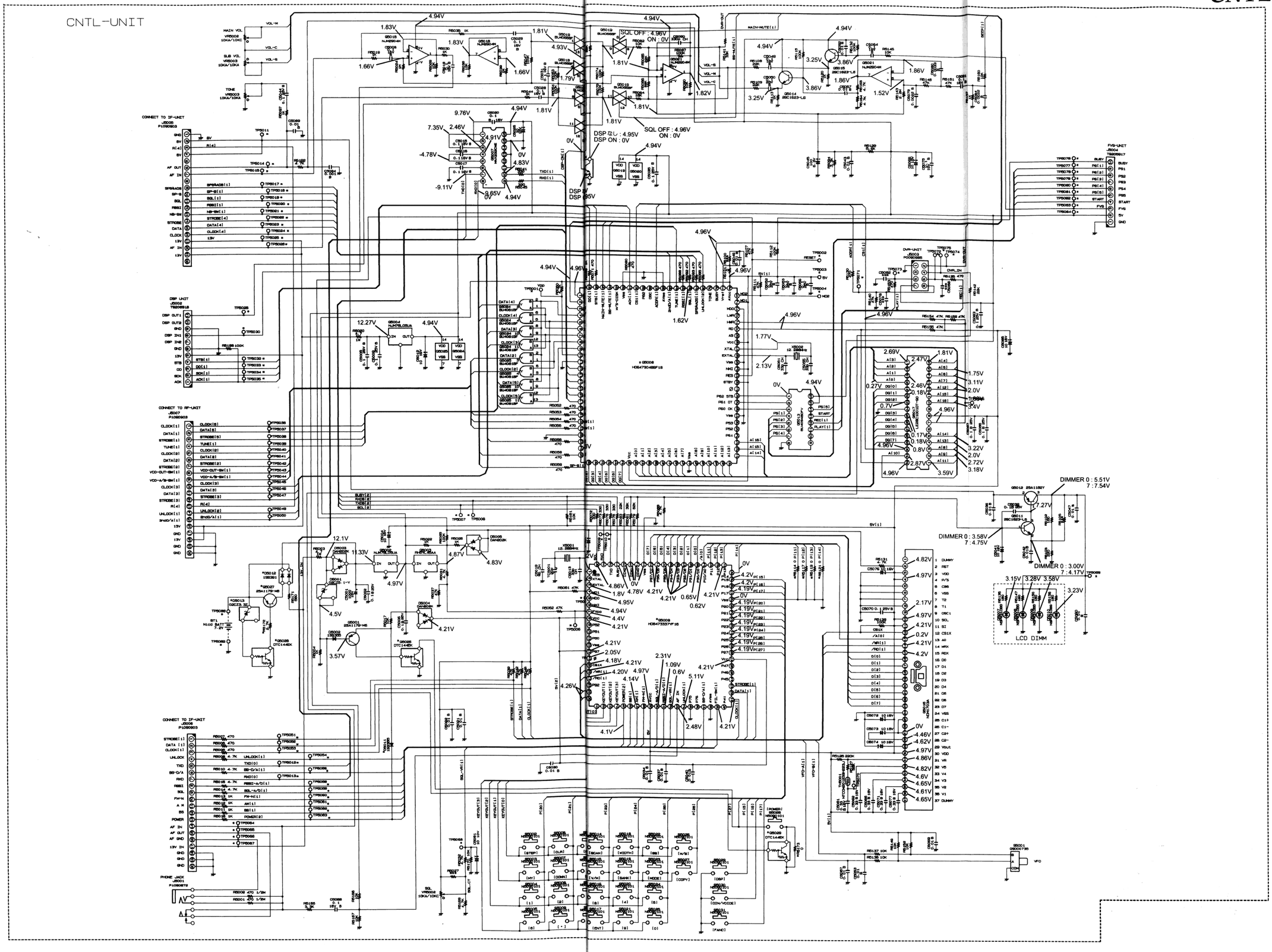

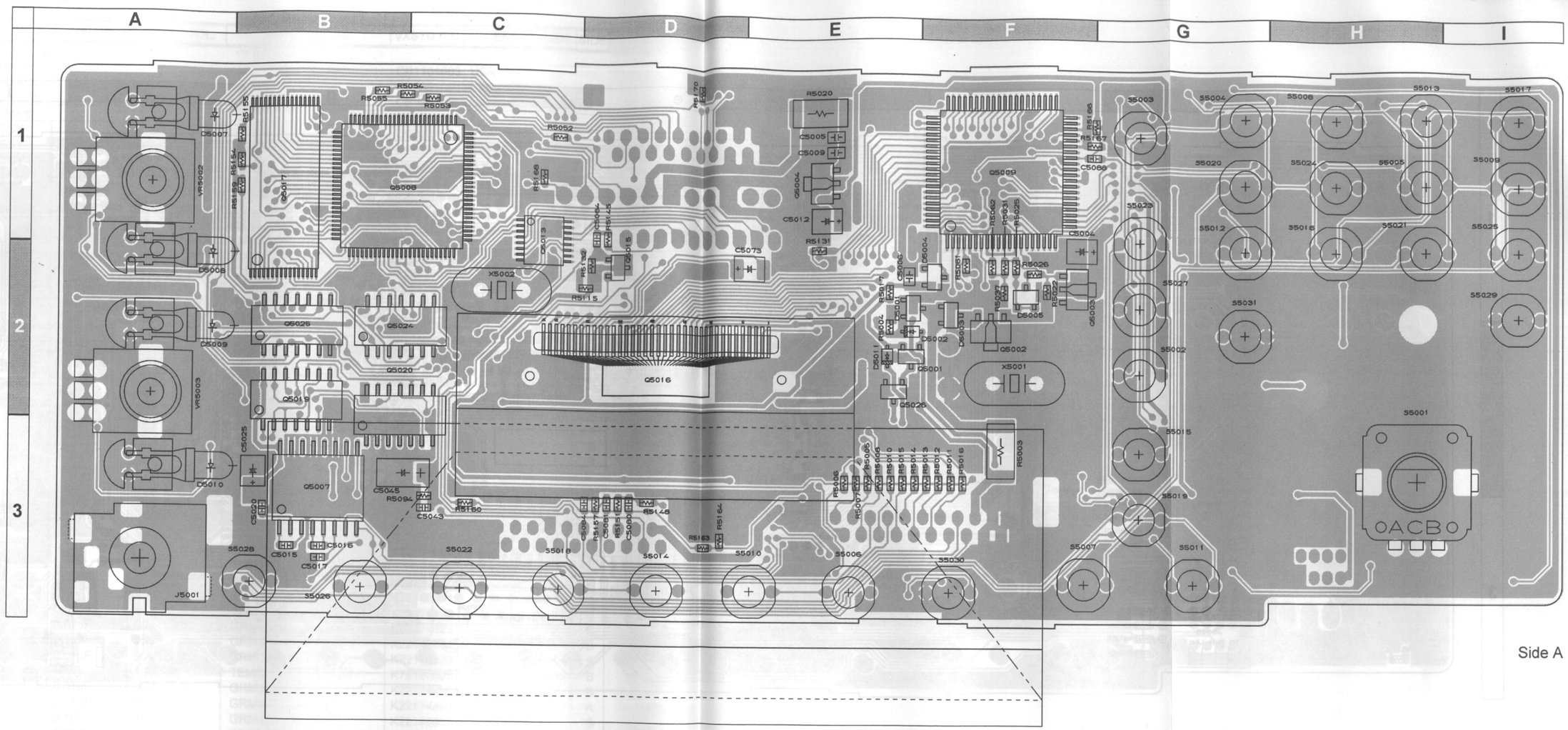

Side A

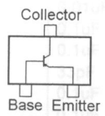

2SA1179M6-TA (M6)
(Q5001)

NJM78L05UA TE1 (8C)
(Q5002, 5004)

RH5VL45AA-T1 (D5)
(Q5003)

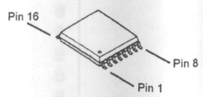

MAX232CWE-T
(Q5007)

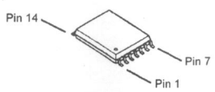

BU4094BCFV-E1
(Q5013)

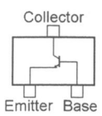

2SC1623-T2BL6
(Q5015)

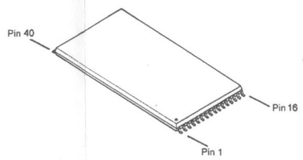

LE28C1001DT-90-TLM
(Q5017)

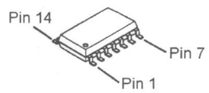

BU4066BF-E2
(Q5019, 5020, 5024, 5025)

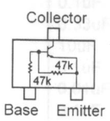

DTC144EK (26)
(Q5026)

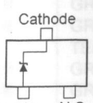

02Z5.1Y (5.1)
(D5001)

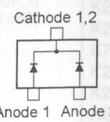

DAN202K T146
(D5003, 5004, 5005)

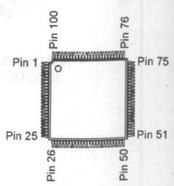

HD6473048SF16 R0458 (Lot 1~)
(Q5008)

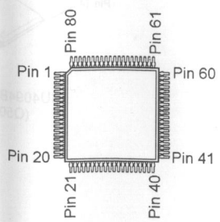

HD6473337YF16 R0437 (Lot 1~)
HD6473337YF16 R0448 (Lot 4~)
(Q5009)

CNTL Unit

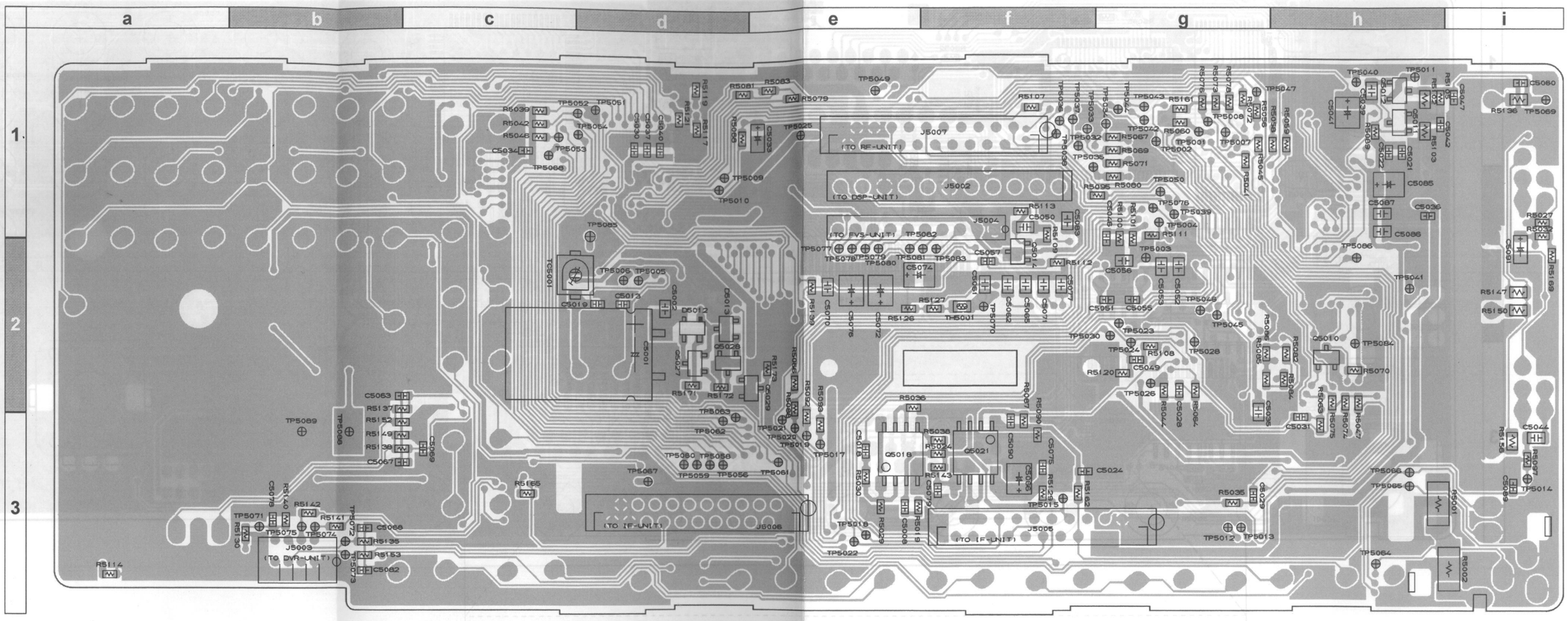

Side B

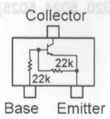

DTC124EK T146 (25)
(Q5010)

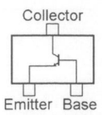

2SC1623-T2BL6 (L5)
(Q5011, 5014, 5015)

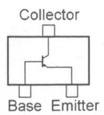

2SA1182Y TE85R (Z0)
(Q5012)
2SA1179 (M6)
(Q5027)

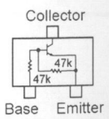

DTC144EK (26)
(Q5028, 5029)

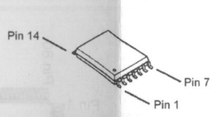

BU4094BCFV-E1
(Q5013)

NJM2904M (TE2)
(Q5018, 5021)

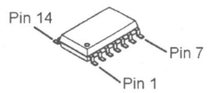

BU4066BF-E2
(Q5019, 5020)

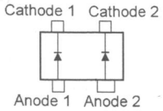

1SS391 (A5)
(D5012)

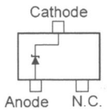

02CZ3.3Z (3.3)
(D5013)