

YAESU

The radio

144/430 MHz Dual-Band Digital Transceiver

FT1DR/DE

TECHNICAL SUPPLEMENT

©2013 YAESU MUSEN CO., LTD. EH044M90A

YAESU MUSEN CO., LTD.

Tennozu Parkside Building
2-5-8 Higashi-Shinagawa, Shinagawa-ku, Tokyo 140-0002 Japan

YAESU USA

6125 Phyllis Drive, Cypress, CA 90630, U.S.A.

YAESU UK

Unit 12, Sun Valley Business Park, Winnall Close
Winchester, Hampshire, SO23 0LB, U.K.

YAESU HK

Unit 2002, 20/F, 9 Chong Yip Street,
Kwun Tong, Kowloon, Hong Kong

Introduction

This manual provides the technical information necessary for servicing the FT1DR/DE 144/430 MHz Dual Band Digital Transceiver.

Servicing this equipment requires expertise in handling surface-mount chip components. Attempts by non-qualified persons to service this equipment may result in permanent damage not covered by the warranty, and may be illegal in some countries.

Two PCB layout diagrams provided for each double-sided board in this transceiver. Each side of the board is referred to by the type of the majority of components installed on that side ("Side A" or "Side B"). In most cases one side has only chip components, and the other has either a mixture of both chip and leaded components (trimmers, coils, electrolytic capacitors, ICs, etc.), or leaded components only.

While we believe the information in this manual to be correct, YAESU assumes no liability for damage that may occur as a result of typographical or other errors that may be present. Your cooperation in pointing out any inconsistencies in the technical information would be appreciated.

Caution

Risk of explosion if battery is replaced by an incorrect type. Dispose of used batteries according to the instructions.

Important Note

- 1) This transceiver was assembled using Pb (lead) free solder, based on the RoHS specification.
Only lead-free solder (Alloy Composition: Sn-3.0Ag-0.5Cu) should be used for repairs performed on this apparatus. The solder stated above utilizes the alloy composition required for compliance with the lead-free specification, and any solder with the above alloy composition may be used.
- 2) Risk of explosion if battery is replaced by an incorrect type. Dispose of used batteries according to the instructions.

Contents

- Specifications
- Exploded View & Miscellaneous Parts
- Block Diagram
- Connection Diagram
- Alignment
- Board Unit (Schematics, Layouts & Parts)
 - RF Unit
 - CNTL Unit
 - DSP Unit
 - CONNECT Unit
 - MICRO-SD Unit

General

Frequency Range:	A (Main) Band RX 0.5 - 1.8 MHz (AM Radio) 1.8 - 30 MHz (SW Radio) 30 - 76 MHz (50 MHz HAM: USA version) 30 - 88 MHz (50 MHz HAM: EXP/EU version) 76 - 108 MHz (FM Radio: USA version) 88 - 108 MHz (FM Radio: EXP/EU version) 108 - 137 MHz (Air Band) 137 - 174 MHz (144 MHz HAM) 174 - 222 MHz (VHF Band) 222 - 420 MHz (GEN1) 420 - 470 MHz (430 MHz HAM) 470 - 774 MHz (UHF Band: USA version) 470 - 800 MHz (UHF Band: EXP/EU version) 803 - 999 MHz (GEN2, Cellular Blocked: USA version) 800 - 999 MHz (GEN2: EXP/EU version) B (Sub) Band RX 108 - 137 MHz (Air Band) 137 - 174 MHz (144 MHz HAM) 174 - 222 MHz (VHF Band) 222 - 420 MHz (GEN1) 420 - 470 MHz (430 MHz HAM) 470 - 580 MHz (UHF Band) TX 144 - 146 MHz or 144 - 148 MHz 430 - 440 MHz or 430 - 450 MHz
Channel Spacing:	5, 6.25, 8.33, 9, 10, 12.5, 15, 20, 25, 50, 100 kHz (8.33 kHz: only for Air Band, 9 kHz: only for AM Radio)
Frequency Stability:	±2.5 ppm (-4 °F to +140 °F [-20 °C to +60 °C])
Emission Type:	F1D, F2D, F3E, F7W
Supply Voltage:	Nominal: 7.4 V DC, Negative Ground Operating: 4 - 14 V, Negative Ground (EXT DC JACK) 11 - 16 V, Negative Ground (EXT DC JACK with E-DC-5B) 7.4 V DC, (Negative Ground)
Current Consumption:	150 mA (Mono band Receive) 220 mA (Dual band Receive) 100 mA (Mono band Receive, Standby) 150 mA (Dual band Receive, Standby) 45 mA (Mono band Receive, Standby, Saver On "Save Ratio 1:5") 45 mA (Dual band Receive, Standby, Saver On "Save Ratio 1:5") +30 mA (GPS On) +65 mA (Digital) 600 µA (Auto Power Off) 1.7 A (5 W TX, 144 MHz 7.4 V DC) 2.0 A (5 W TX, 430 MHz 7.4 V DC)
Operating Temperature:	-4 °F to +140 °F (-20 °C to +60 °C)
Case Size (W x H x D):	2.4" x 3.7" x 1.1" (60 x 95 x 28 mm) (w/o knob, antenna and belt clip)
Weight:	9.35 oz (265 g) (with FNB-101LI, Antenna)

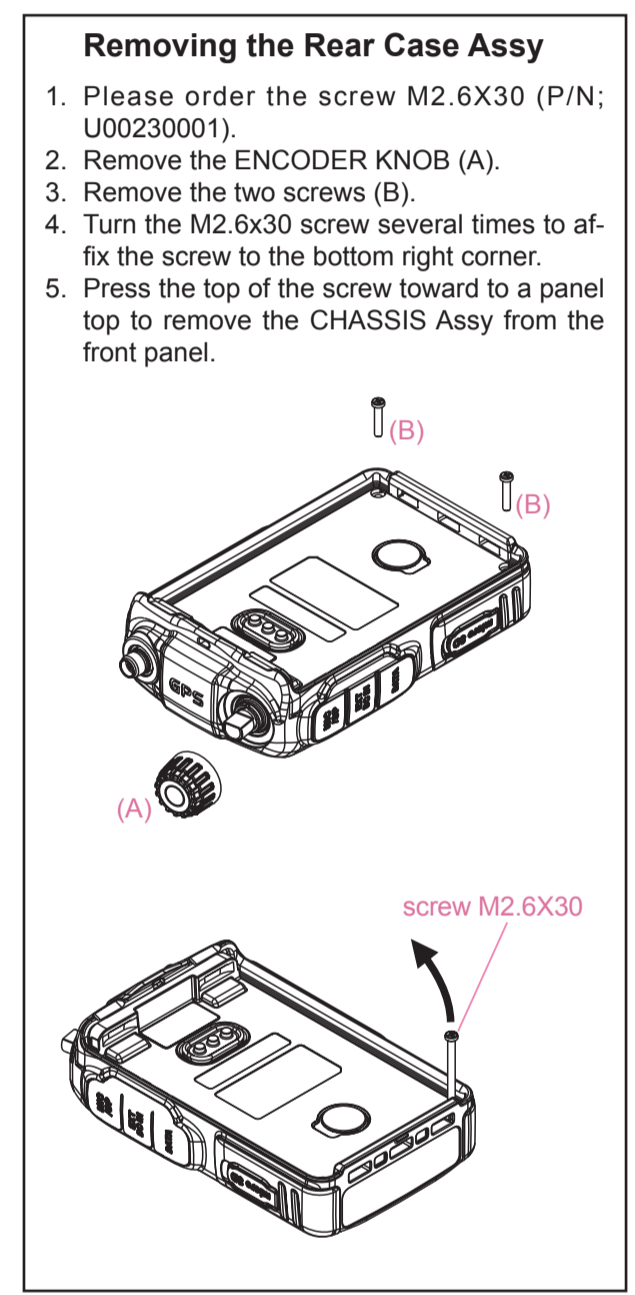
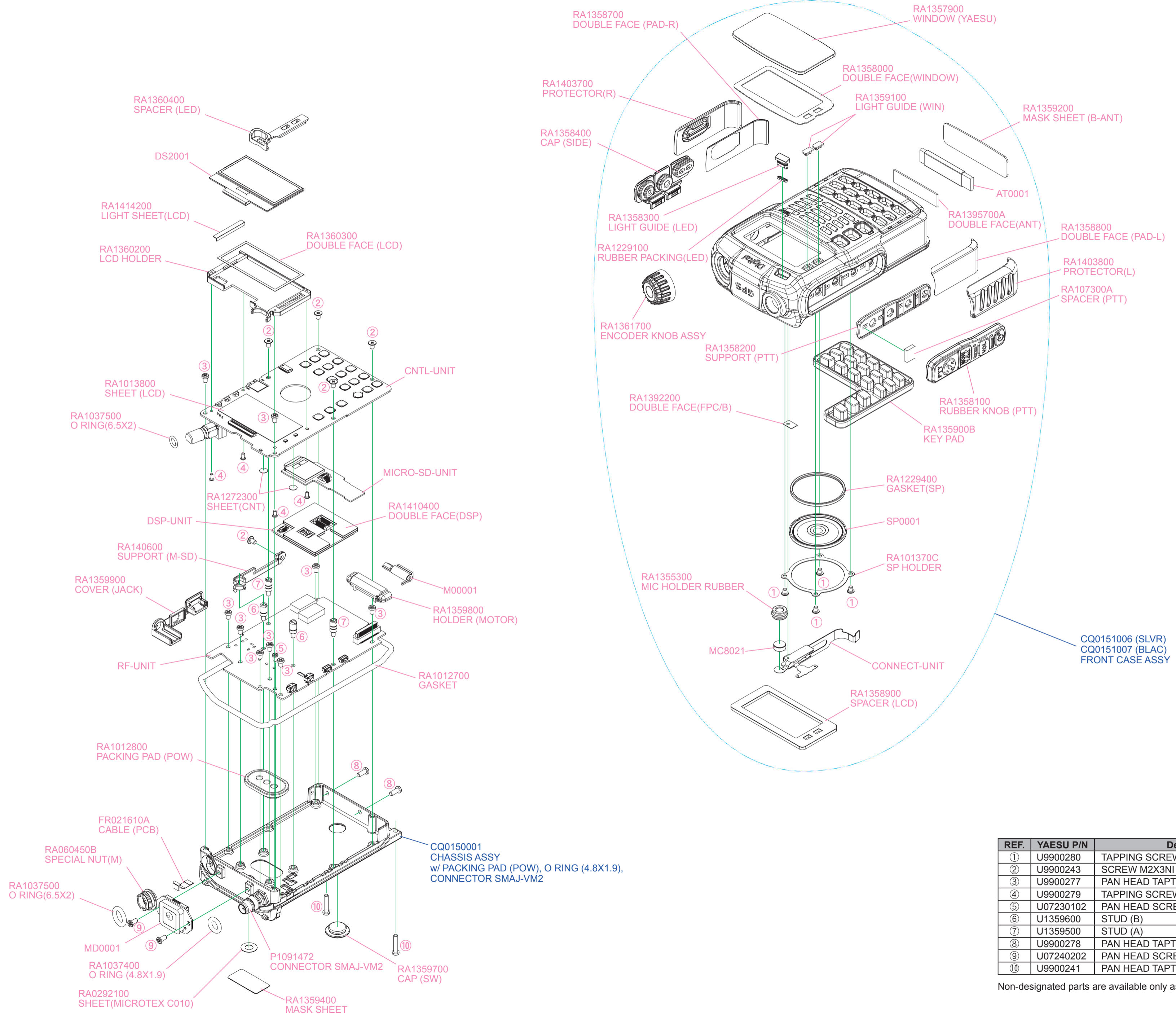
Transmitter

RF Power Output:	5 W (@ 7.4 V or EXT DC)
Modulation Type:	F1D, F2D, F3E : Variable Reactance modulation F7W: 4 FSK (C4FM)
Spurious Emission:	At least 60 dB below (@TX Power HI, L3, L2) At least 50 dB below (@TX Power L1)

Receiver

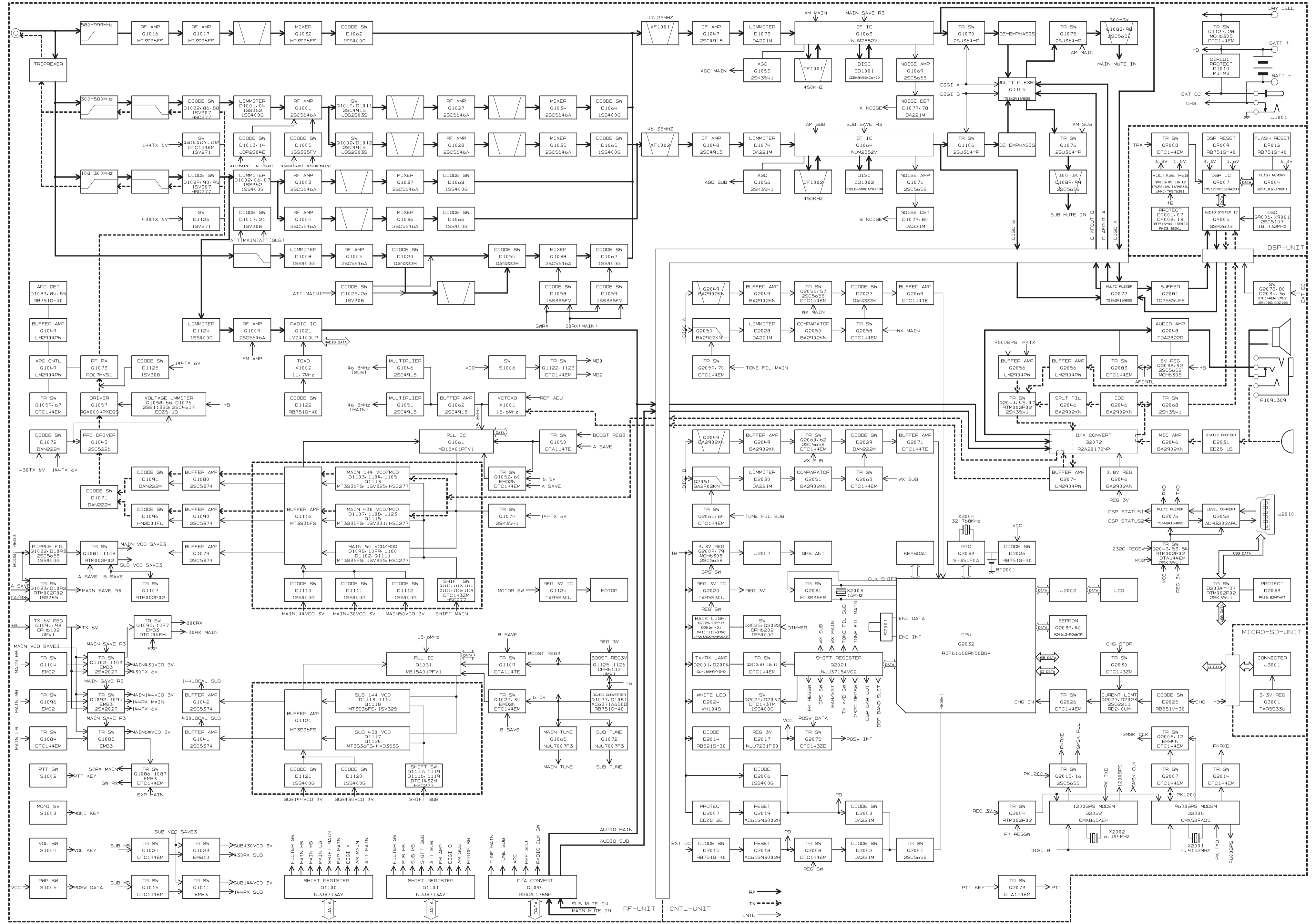
Circuit Type:	AM, NFM: Double-Conversion Super heterodyne AM/FM Radio: Single-Conversion Super heterodyne
Intermediate Frequencies:	1 st: 47.25 MHz (AM, NFM A Band) 1 st: 46.35 MHz (AM, NFM B Band) 2 nd: 450 kHz (AM, NFM) 1 st: 130 kHz (AM/FM Radio)
Sensitivity:	3 μ V for 10 dB SN (0.5 - 30 MHz, @AM) 0.35 μ V TYP for 12 dB SINAD (30 - 54 MHz, @NFM) 1 μ V TYP for 12 dB SINAD (54 - 76 (88) MHz, @NFM) 1.5 μ V TYP for 12 dB SINAD (76 (88) - 108 MHz, @WFM) 1.5 μ V TYP for 10 dB SN (108 - 137 MHz, @AM) 0.2 μ V for 12 dB SINAD (137 - 140 MHz, @NFM) 0.16 μ V for 12 dB SINAD (140 - 150 MHz, @NFM) 0.2 μ V for 12 dB SINAD (150 - 174 MHz, @NFM) 1 μ V for 12 dB SINAD (174 - 222 MHz, @NFM) 0.5 μ V for 12 dB SINAD (300 - 350 MHz, @NFM) 0.2 μ V for 12 dB SINAD (350 - 400 MHz, @NFM) 0.16 μ V for 12 dB SINAD (400 - 470 MHz, @NFM) 1.5 μ V for 12 dB SINAD (470 - 540 MHz, @NFM) 3 μ V TYP for 12 dB SINAD (540 - 800 MHz, @NFM) 1.5 μ V TYP for 12 dB SINAD (800 - 999 MHz, @NFM, Cellular Blocked) 0.19 μ V TYP for BER 1 % (Digital Mode)
Selectivity:	NFM, AM 12 kHz / 35 kHz (-6 dB / -60 dB)
AF Output:	200 mW (8 Ω for 10 % THD 7.4 V) 400 mW (8 Ω for 10 % THD 13.8 V)

Performance specifications are nominal, unless otherwise indicated, and are subject to change without notice. Measured in accordance with TIA/EIA-603.

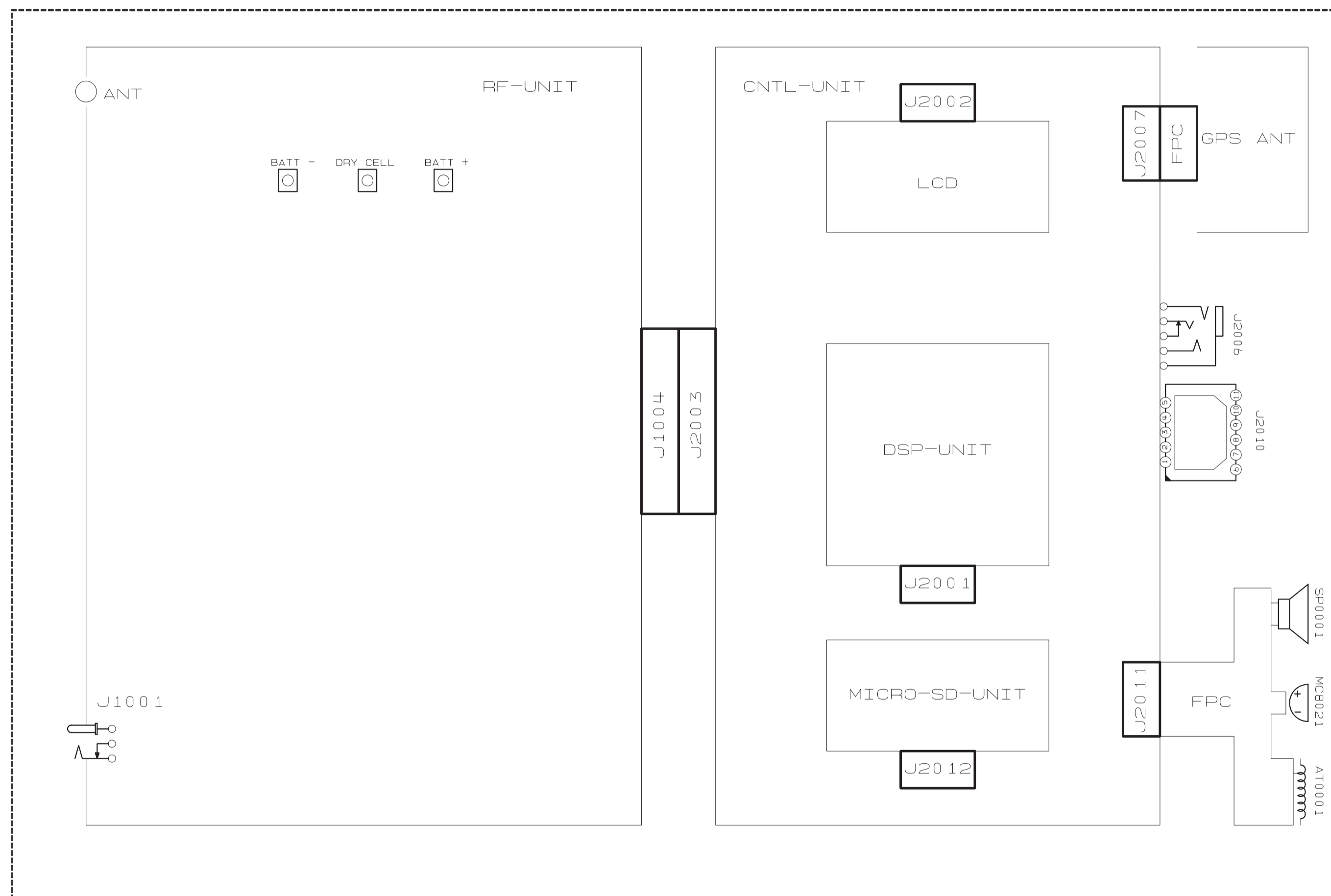


REF.	YAESU P/N	Description	Qty.
①	U9900280	TAPPING SCREW M2X2.5 (3KA)	4
②	U9900243	SCREW M2X3NI	5
③	U9900277	PAN HEAD TAPTITE-B M2X3 #3 3KA	9
④	U9900279	TAPPING SCREW M1.4X3 (3KA)	4
⑤	U07230102	PAN HEAD SCREW M2X3NI #1	1
⑥	U1359600	STUD (B)	2
⑦	U1359500	STUD (A)	2
⑧	U9900278	PAN HEAD TAPTITE-B M2X5 #3 3KA	2
⑨	U07240202	PAN HEAD SCREW M2X4NI#2	2
⑩	U9900241	PAN HEAD TAPTITE-B 2X10SUS #3	2

Non-designated parts are available only as part of a designated assembly.



BLOCK DIAGRAM-1



CONNECTION DIAGRAM-1

Introduction and Precautions

The FT1DR/FT1DE has been carefully aligned at the factory for performance across the specified amateur bands. Realignment should therefore not be necessary except in the event of a component failure. All component replacement and service should be performed only by an authorized YAESU representative, or the warranty policy may be voided.

The following procedures cover the sometimes critical and tedious adjustments that are not normally required once the transceiver has left the factory. However, if damage occurs and some parts are replaced, realignment may be required. If a sudden problem occurs during normal operation, it is likely due to component failure; realignment should not be done until after the faulty component has been replaced.

We recommend that servicing be performed only by authorized YAESU service technicians, who are experienced with the circuitry and fully equipped for repair and alignment. Therefore, if a fault is suspected, contact the dealer from whom the transceiver was purchased for instructions regarding repair. Authorized YAESU service technicians realign all circuits and make complete performance checks to ensure compliance with factory specifications after replacing any faulty components.

Those who do undertake any of the following alignments are cautioned to proceed at their own risk. Problems caused by unauthorized attempts at realignment are not covered by the warranty policy. Also, YAESU must reserve the right to change circuits and alignment procedures in the interest of improved performance, without notifying owners.

Under no circumstances should any alignment be attempted unless the normal function and operation of the transceiver are clearly understood, the cause of the malfunction has been clearly pinpointed and any faulty components replaced, and the need for realignment determined to be absolutely necessary.

Required Test Equipment

- RF Signal Generator with calibrated output level at 500 MHz
- Deviation Meter (linear detector)
- In-line Wattmeter with 5% accuracy at 500 MHz
- 50-ohm, 10-W RF Dummy Load
- 8-ohm AF Dummy Load
- Regulated DC Power Supply adjustable from 8 to 16 V DC, 3 A
- Frequency Counter: 0.2-ppm accuracy at 500 MHz
- AF Signal Generator
- AC Voltmeter
- DC Voltmeter: high impedance
- UHF Sampling Coupler
- SINAD Meter

Alignment Preparation & Precautions

A 10-W RF dummy load and in-line wattmeter must be connected to the main antenna jack in all procedures that call for transmission; alignment is not possible with an antenna. After completing one step, read the next step to see if the same test equipment is required. If not, remove the test equipment (except dummy load and wattmeter, if connected) before proceeding. Correct alignment requires the transceiver and test equipment be maintained at a constant ambient temperature between 68~86 °F (20~30 °C). When the transceiver is brought into the shop from hot or cold air, it should be allowed some time to come to room temperature before alignment. Whenever possible, alignments should be made with oscillator shields and circuit boards firmly affixed in place. Also, the test equipment must be thoroughly warmed up before beginning.

Note: Signal levels in dB referred to in the alignment procedure are based on 0 dB μ =0.5 μ V (closed circuit).

Important Notice

Do not adjust the alignment menus that are not mentioned in this manual.

Internal System Alignment Routine

This uses a programmed routine in the transceiver which simplifies many previously complex discrete component settings and adjustments with digitally-controlled settings via front panel buttons and LCD indications.

1. To begin, set the transceiver to the VFO mode on the "A-Band" in the "Mono" band mode.
2. Program a password for the Alignment (AH044M) according to the following procedure:
 - 1) Press and hold the **[DISP(SET)]** key for one second to enter the Set mode.
 - 2) Rotate the **DIAL** knob to select Set Mode Item 1: DISPLAY.
 - 3) Press the **[ENT]** key briefly to enable adjustment of this Set Mode Item.
 - 4) Rotate the **DIAL** knob to select Set Mode Item 9: OPENING MESSAGE.
 - 5) Press the **[ENT]** key briefly to enable adjustment of this Set Mode Item.
 - 6) Rotate the **DIAL** knob to select Set Mode Item MESSAGE.
 - 7) Press the **[ENT]** key briefly to enable adjustment of this Set Mode Item.
 - 8) Program the password "AH044M" using the **DIAL** knob (select the character), and **[BAND]/[Dx]** key (move the cursor).
 - 9) When you have completed the password, press the **[DISP]** key briefly, then press the **PTT** switch to exit to normal operation.

Note: Remember to delete the password "AH044M" from the Set Mode Item 9: OPENING MESSAGE when the alignment adjustments are finished by pressing and holding in the **[GM]** key for two seconds (as in step 8 above).

3. Press the **[PWR]** switch for two seconds to turn the transceiver "off".
4. Press and hold in the **[GM]** key while powering the transceiver "on" again. The transceiver will enter the adjustment mode, and the display will show the first alignment setting. Thereafter, the frequencies used during alignment will automatically be set without action by the technician.

In the alignment process, each adjustment is selected by rotating the **DIAL** knob. The alignment is performed by: pressing the **[V/M]** key (the "↔" icon will appear on the display); injecting a signal of the required frequency and level; making the adjustment; and then pressing the **[V/M]** key again (the "↔" icon will disappear from the display), to store the adjustment.

To exit the alignment routine, press the **[GM]** key. After performing the system alignment in its entirety, individual settings can be returned to and adjusted individually, should the need arise.

As each transceiver is individually optimized at the factory, the precise settings for the transceiver on your bench may be slightly different.

PLL Reference Frequency Adjustment (PLL REF)

- Connect the test equipment as shown in Figure 1: TX Alignment Setup.
- Rotate the **DIAL** knob to select the Alignment Menu "PLL REF".
- Press the **[V/M]** button (the "↔" icon will appear on the display).
- Press the **PTT** switch to transmit and rotate the **DIAL** knob so that the frequency counter setting is 440.000 MHz (± 100 Hz).
- Release the **PTT** switch, then press the **[V/M]** button (the "↔" icon will disappear from the display).

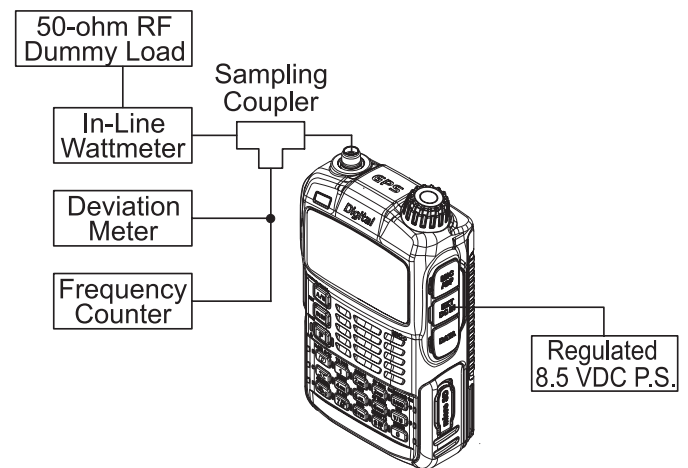


Figure 1: TX Alignment Setup

A-Band 430 MHz Band Adjustment

Receiver Sensitivity Adjustment (TUNE DC)

- ❑ Connect the test equipment as shown in Figure 2: RX Alignment Setup.
- ❑ Rotate the **DIAL** knob to select the Alignment Menu "**TUNE DC**".
- ❑ Set the RF Signal Generator output to 435.100 MHz, at a level of -10 dB μ , \pm 3.5 kHz deviation with a 1 kHz audio tone.
- ❑ Press the [**V/M**] button (the "☞" icon will appear on the display).
- ❑ Rotate the **DIAL** knob for maximum deflection on the SINAD meter.
- ❑ Press the [**V/M**] button (the "☞" icon will disappear on the display).

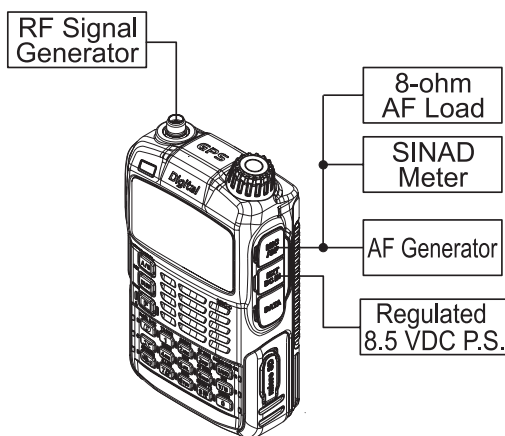


Figure 2: RX Alignment Setup

Squelch Hysteresis Confirmation (HIS SQL)

- ❑ Rotate the **DIAL** knob to select the Alignment Menu "**HIS SQL**".
- ❑ Confirm that the alignment value is "0".

Squelch Threshold Adjustment (THLD SQL)

- ❑ Connect the test equipment as shown in Figure 2: RX Alignment Setup.
- ❑ Rotate the **DIAL** knob to select the Alignment Menu "**THLD SQL**".
- ❑ Set the RF Signal Generator output to 435.100 MHz, at a level of -12 dB μ , \pm 3.5 kHz deviation with a 1 kHz audio tone.
- ❑ Press the [**V/M**] button (the "☞" icon will appear on the display).
- ❑ Press the [**F**] key two times to store the Squelch Threshold level
- ❑ Press the [**V/M**] button (the "☞" icon will disappear on the display).

Tight Squelch Adjustment (TIGH SQL)

- ❑ Connect the test equipment as shown in Figure 2: RX Alignment Setup.
- ❑ Rotate the **DIAL** knob to select the Alignment Menu "**TIGH SQL**".
- ❑ Set the RF Signal Generator output to 435.100 MHz, at a level of -4 dB μ , \pm 3.5 kHz deviation with a 1 kHz audio tone.
- ❑ Press the [**V/M**] button (the "☞" icon will appear on the display).
- ❑ Press the [**F**] key two times to store the Squelch Tight level.
- ❑ Press the [**V/M**] button (the "☞" icon will disappear on the display).

FM S-Meter S-1 Adjustment (S1 LEVEL)

- ❑ Connect the test equipment as shown in Figure 2: RX Alignment Setup.
- ❑ Rotate the **DIAL** knob to select the Alignment Menu "**S1 LEVEL**" with "NFM" icon.
- ❑ Set the RF Signal Generator output to 435.100 MHz, at a level of -7 dB μ , \pm 3.5 kHz deviation with a 1 kHz audio tone.
- ❑ Press the [**V/M**] button (the "☞" icon will appear on the display).
- ❑ Press the [**F**] key two times to store the FM S-Meter S-1 level.
- ❑ Press the [**V/M**] button (the "☞" icon will disappear on the display).

FM S-Meter Full-Scale Adjustment (S9 LEVEL)

- ❑ Connect the test equipment as shown in Figure 2: RX Alignment Setup.
- ❑ Rotate the **DIAL** knob to select the Alignment Menu "**S9 LEVEL**" with "NFM" icon.
- ❑ Set the RF Signal Generator output to 435.100 MHz, at a level of +20 dB μ , \pm 3.5 kHz deviation with a 1 kHz audio tone.
- ❑ Press the [**V/M**] button (the "☞" icon will appear on the display).
- ❑ Press the [**F**] key two times to store the FM S-Meter Full Scale level.
- ❑ Press the [**V/M**] button (the "☞" icon will disappear on the display).

TX Power (HI) Adjustment (HI POWER)

- ❑ Connect the test equipment as shown in Figure 1: TX Alignment Setup.

Alignment

- ❑ Rotate the **DIAL** knob to select the Alignment Menu "**HI POWER**".
- ❑ Press the [**V/M**] button (the "🔊" icon will appear on the display).
- ❑ Press the **PTT** switch to transmit and rotate the **DIAL** knob so that the Power Meter reading is 4.9 W (± 0.05 W).
- ❑ Release the **PTT** switch, and then press the [**V/M**] button (the "🔊" icon will disappear on the display).

TX Power (L3) Adjustment (L3 POWER)

- ❑ Connect the test equipment as shown in Figure 1: TX Alignment Setup.
- ❑ Rotate the **DIAL** knob to select the Alignment Menu "**L3 POWER**".
- ❑ Press the [**V/M**] button (the "🔊" icon will appear on the display).
- ❑ Press the **PTT** switch to transmit and rotate the **DIAL** knob so that the Power Meter setting is 2.5 W (± 0.1 W).
- ❑ Release the **PTT** switch, and then press the [**V/M**] button (the "🔊" icon will disappear on the display).

TX Power (L2) Adjustment (L2 POWER)

- ❑ Connect the test equipment as shown in Figure 1: TX Alignment Setup.
- ❑ Rotate the **DIAL** knob to select the Alignment Menu "**L2 POWER**".
- ❑ Press the [**V/M**] button (the "🔊" icon will appear on the display).
- ❑ Press the **PTT** switch to transmit and rotate the **DIAL** knob so that the Power Meter setting is 0.9 W (± 0.1 W).
- ❑ Release the **PTT** switch, and then press the [**V/M**] button (the "🔊" icon will disappear on the display).

TX Power (L1) Adjustment (L1 POWER)

- ❑ Connect the test equipment as shown in Figure 1: TX Alignment Setup.
- ❑ Rotate the **DIAL** knob to select the Alignment Menu "**L1 POWER**".
- ❑ Press the [**V/M**] button (the "🔊" icon will appear on the display).
- ❑ Press the **PTT** switch to transmit and rotate the **DIAL** knob so that the Power Meter setting is 0.1 W (± 0.02 W).

- ❑ Release the **PTT** switch, and then press the [**V/M**] button (the "🔊" icon will disappear on the display).

Digital TX Deviation Adjustment (DIG DEV)

- ❑ Connect the test equipment as shown in Figure 1: TX Alignment Setup.
- ❑ Rotate the **DIAL** knob to select the Alignment Menu "**DIG DEV**".
- ❑ Press the [**V/M**] button (the "🔊" icon will appear on the display).
- ❑ Press the [**BAND**] button to select the "DIG DEV". (Don't touch alignment menu "VCO MOD").
- ❑ Press the **PTT** switch to transmit and rotate the **DIAL** knob so that the Deviation Meter setting is 4.5 kHz \pm 0.1 kHz (Both USA and EXP version).
- ❑ Release the **PTT** switch, and then press the [**V/M**] button (the "🔊" icon will disappear on the display).

TX Deviation Adjustment (MAX DEV)

- ❑ Connect the test equipment as shown in Figure 1: TX Alignment Setup.
- ❑ Rotate the **DIAL** knob to select the Alignment Menu "**MAX DEV**".
- ❑ Set the AF Signal Generator output to 50 mVrms with a 1 kHz audio tone.
- ❑ Press the [**V/M**] button (the "🔊" icon will appear on the display).
- ❑ Press the **PTT** switch to transmit and rotate the **DIAL** knob so that the Deviation Meter setting is 4.35 kHz \pm 0.05 kHz (USA version) or 4.65 kHz \pm 0.05 kHz (EXP version).
- ❑ Release the **PTT** switch, and then press the [**V/M**] button (the "🔊" icon will disappear on the display).

CTCSS TX Deviation Adjustment (100.0 Hz)

- ❑ Connect the test equipment as shown in Figure 1: TX Alignment Setup.
- ❑ Rotate the **DIAL** knob to select the Alignment Menu "**100.0 Hz**".
- ❑ Press the [**V/M**] button (the "🔊" icon will appear on the display).
- ❑ Press the **PTT** switch to transmit without the microphone input and rotate the **DIAL** knob so that the Deviation Meter setting is 0.65 kHz (± 0.05 kHz).

- ❑ Release the **PTT** switch, and then press the **[V/M]** button (the "👁" icon will disappear on the display).

DCS TX Deviation Adjustment (DCS 023)

- ❑ Connect the test equipment as shown in Figure 1: TX Alignment Setup.
- ❑ Rotate the **DIAL** knob to select the Alignment Menu "**DCS 023**".
- ❑ Press the **[V/M]** button (the "👁" icon will appear on the display).
- ❑ Press the **PTT** switch to transmit without the microphone input and rotate the **DIAL** knob so that the Deviation Meter setting is 0.65 kHz (± 0.1 kHz).
- ❑ Release the **PTT** switch, and then press the **[V/M]** button (the "👁" icon will disappear on the display).

A-Band 50 MHz Band Adjustment

Press the **[BAND]** key to select the 50 MHz Amateur band.

*Note: When the transceiver recalls Alignment Menu "PLL REF", the **[A/B]** and **[BAND]** key operation is ignored. In this case, rotate the **DIAL** knob to select an Alignment Menu other than "PLL REF".*

Receiver Sensitivity Adjustment (TUNE DC)

- ❑ Connect the test equipment as shown in Figure 2: RX Alignment Setup.
- ❑ Rotate the **DIAL** knob to select the Alignment Menu "**TUNE DC**".
- ❑ Set the RF Signal Generator output to 52.100 MHz, at a level of -10 dB μ , ± 3.5 kHz deviation with a 1 kHz audio tone.
- ❑ Press the **[V/M]** button (the "👁" icon will appear on the display).
- ❑ Rotate the **DIAL** knob for maximum deflection on the SINAD meter.
- ❑ Press the **[V/M]** button (the "👁" icon will disappear on the display).

Squelch Hysteresis Confirmation (HIS SQL)

- ❑ Rotate the **DIAL** knob to select the Alignment Menu "**HIS SQL**".
- ❑ Confirm that the alignment value is "0".

Squelch Threshold Adjustment (THLD SQL)

- ❑ Connect the test equipment as shown in Figure 2: RX Alignment Setup.
- ❑ Rotate the **DIAL** knob to select the Alignment Menu "**THLD SQL**".
- ❑ Set the RF Signal Generator output to 52.100 MHz, at a level of -10 dB μ , ± 3.5 kHz deviation with a 1 kHz audio tone.
- ❑ Press the **[V/M]** button (the "👁" icon will appear on the display).
- ❑ Press the **[F]** key two times to read the Squelch Threshold level.
- ❑ Press the **[V/M]** button (the "👁" icon will disappear on the display).

Tight Squelch Adjustment (TIGH SQL)

- ❑ Connect the test equipment as shown in Figure 2: RX Alignment Setup.
- ❑ Rotate the **DIAL** knob to select the Alignment Menu "**TIGH SQL**".

Alignment

- ❑ Set the RF Signal Generator output to 52.100 MHz, at a level of $-4 \text{ dB}\mu$, $\pm 3.5 \text{ kHz}$ deviation with a 1 kHz audio tone.
- ❑ Press the [V/M] button (the "👁" icon will appear on the display).
- ❑ Press the [F] key two times to store the Squelch Tight level.
- ❑ Press the [V/M] button (the "👁" icon will disappear on the display).

FM S-Meter S-1 Adjustment (S1 LEVEL)

- ❑ Connect the test equipment as shown in Figure 2: RX Alignment Setup.
- ❑ Rotate the **DIAL** knob to select the Alignment Menu "S1 LEVEL" with "NFM" icon.
- ❑ Set the RF Signal Generator output to 52.100 MHz, at a level of $-7 \text{ dB}\mu$, $\pm 3.5 \text{ kHz}$ deviation with a 1 kHz audio tone.
- ❑ Press the [V/M] button (the "👁" icon will appear on the display).
- ❑ Press the [F] key two times to store the FM S-Meter S-1 level.
- ❑ Press the [V/M] button (the "👁" icon will disappear on the display).

FM S-Meter Full-Scale Adjustment (S9 LEVEL)

- ❑ Connect the test equipment as shown in Figure 2: RX Alignment Setup.
- ❑ Rotate the **DIAL** knob to select the Alignment Menu "S9 LEVEL" with "NFM" icon.
- ❑ Set the RF Signal Generator output to 52.100 MHz, at a level of $+20 \text{ dB}\mu$, $\pm 3.5 \text{ kHz}$ deviation with a 1 kHz audio tone.
- ❑ Press the [V/M] button (the "👁" icon will appear on the display).
- ❑ Press the [F] key two times to store the FM S-Meter Full Scale level.
- ❑ Press the [V/M] button (the "👁" icon will disappear on the display).

A-Band 144 MHz Band Adjustment

Press the [BAND] key to select the 144 MHz Amateur band.

*Note: When the transceiver recalls Alignment Menu "PLL REF", the [A/B] and [BAND] key operation is ignored. In this case, rotate the **DIAL** knob to select an Alignment Menu other than "PLL REF".*

Receiver Sensitivity Adjustment (TUNE DC)

- ❑ Connect the test equipment as shown in Figure 2: RX Alignment Setup.
- ❑ Rotate the **DIAL** knob to select the Alignment Menu "TUNE DC".
- ❑ Set the RF Signal Generator output to 145.100 MHz, at a level of $-10 \text{ dB}\mu$, $\pm 3.5 \text{ kHz}$ deviation with a 1 kHz audio tone.
- ❑ Press the [V/M] button (the "👁" icon will appear on the display).
- ❑ Rotate the **DIAL** knob for maximum deflection on the SINAD meter.
- ❑ Press the [V/M] button (the "👁" icon will disappear on the display).

Squelch Hysteresis Confirmation (HIS SQL)

- ❑ Rotate the **DIAL** knob to select the Alignment Menu "HIS SQL".
- ❑ Confirm that the alignment value is "0".

Squelch Threshold Adjustment (THLD SQL)

- ❑ Connect the test equipment as shown in Figure 2: RX Alignment Setup.
- ❑ Rotate the **DIAL** knob to select the Alignment Menu "THLD SQL".
- ❑ Set the RF Signal Generator output to 145.100 MHz, at a level of $-12 \text{ dB}\mu$ (USA/EXP Versions) or $-11 \text{ dB}\mu$ (CE Version), $\pm 3.5 \text{ kHz}$ deviation with a 1 kHz audio tone.
- ❑ Press the [V/M] button (the "👁" icon will appear on the display).
- ❑ Press the [F] key two times to store the Squelch Threshold level.
- ❑ Press the [V/M] button (the "👁" icon will disappear on the display).

Tight Squelch Adjustment (TIGH SQL)

- ❑ Connect the test equipment as shown in Figure 2: RX Alignment Setup.
- ❑ Rotate the **DIAL** knob to select the Alignment Menu "TIGH SQL".

Alignment

- ❑ Set the RF Signal Generator output to 145.100 MHz, at a level of $-4 \text{ dB}\mu$, $\pm 3.5 \text{ kHz}$ deviation with a 1 kHz audio tone.
- ❑ Press the [V/M] button (the "🔊" icon will appear on the display).
- ❑ Press the [F] key two times to store the Squelch Tight level.
- ❑ Press the [V/M] button (the "🔊" icon will disappear on the display).

FM S-Meter S-1 Adjustment (S1 LEVEL)

- ❑ Connect the test equipment as shown in Figure 2: RX Alignment Setup.
- ❑ Rotate the **DIAL** knob to select the Alignment Menu "S1 LEVEL" with "NFM" icon.
- ❑ Set the RF Signal Generator output to 145.100 MHz, at a level of $-7 \text{ dB}\mu$, $\pm 3.5 \text{ kHz}$ deviation with a 1 kHz audio tone.
- ❑ Press the [V/M] button (the "🔊" icon will appear on the display).
- ❑ Press the [F] key two times to store the FM S-Meter S-1 level.
- ❑ Press the [V/M] button (the "🔊" icon will disappear on the display).

FM S-Meter Full-Scale Adjustment (S9 LEVEL)

- ❑ Connect the test equipment as shown in Figure 2: RX Alignment Setup.
- ❑ Rotate the **DIAL** knob to select the Alignment Menu "S9 LEVEL" with "NFM" icon.
- ❑ Set the RF Signal Generator output to 145.100 MHz, at a level of $+20 \text{ dB}\mu$, $\pm 3.5 \text{ kHz}$ deviation with a 1 kHz audio tone.
- ❑ Press the [V/M] button (the "🔊" icon will appear on the display).
- ❑ Press the [F] key two times to store the FM S-Meter Full Scale level.
- ❑ Press the [V/M] button (the "🔊" icon will disappear on the display).

TX Power (HI) Adjustment (HI POWER)

- ❑ Connect the test equipment as shown in Figure 1: TX Alignment Setup.
- ❑ Rotate the **DIAL** knob to select the Alignment Menu "HI POWER".
- ❑ Press the [V/M] button (the "🔊" icon will appear on the display).
- ❑ Press the **PTT** switch to transmit and rotate the **DIAL** knob so that the Power Meter setting is 4.9 W ($\pm 0.1 \text{ W}$).

- ❑ Release the **PTT** switch, then press the [V/M] button (the "🔊" icon will disappear on the display).

TX Power (L3) Adjustment (L3 POWER)

- ❑ Connect the test equipment as shown in Figure 1: TX Alignment Setup.
- ❑ Rotate the **DIAL** knob to select the Alignment Menu "L3 POWER".
- ❑ Press the [V/M] button (the "🔊" icon will appear on the display).
- ❑ Press the **PTT** switch to transmit and rotate the **DIAL** knob so that the Power Meter setting is 2.5 W ($\pm 0.1 \text{ W}$).
- ❑ Release the **PTT** switch, then press the [V/M] button (the "🔊" icon will disappear on the display).

TX Power (L2) Adjustment (L2 POWER)

- ❑ Connect the test equipment as shown in Figure 1: TX Alignment Setup.
- ❑ Rotate the **DIAL** knob to select the Alignment Menu "L2 POWER".
- ❑ Press the [V/M] button (the "🔊" icon will appear on the display).
- ❑ Press the **PTT** switch to transmit and rotate the **DIAL** knob so that the Power Meter setting is 0.9 W ($\pm 0.1 \text{ W}$).
- ❑ Release the **PTT** switch, then press the [V/M] button (the "🔊" icon will disappear on the display).

TX Power (L1) Adjustment (L1 POWER)

- ❑ Connect the test equipment as shown in Figure 1: TX Alignment Setup.
- ❑ Rotate the **DIAL** knob to select the Alignment Menu "L1 POWER".
- ❑ Press the [V/M] button (the "🔊" icon will appear on the display).
- ❑ Press the **PTT** switch to transmit and rotate the **DIAL** knob so that the Power Meter setting is 0.1 W ($\pm 0.02 \text{ W}$).
- ❑ Release the **PTT** switch, then press the [V/M] button (the "🔊" icon will disappear on the display).

Digital TX Deviation Adjustment (DIG DEV)

- ❑ Connect the test equipment as shown in Figure 1: TX Alignment Setup.

Alignment

- Rotate the **DIAL** knob to select the Alignment Menu "**DIG DEV**".
- Press the [**V/M**] button (the "🔊" icon will appear on the display).
- Press the [**BAND**] button to select the "**DIG DEV**". (Don't touch alignment menu "**VCO MOD**")
- Press the **PTT** switch to transmit and rotate the **DIAL** knob so that the Deviation Meter setting is 4.5 kHz \pm 0.1 kHz (Both USA and EXP version).
- Release the **PTT** switch, and then press the [**V/M**] button (the "🔊" icon will disappear on the display).

TX Deviation Adjustment (MAX DEV)

- Connect the test equipment as shown in Figure 1: TX Alignment Setup.
- Rotate the **DIAL** knob to select the Alignment Menu "**MAX DEV**".
- Set the AF Signal Generator output to 50 mVrms with a 1 kHz audio tone.
- Press the [**V/M**] button (the "🔊" icon will appear on the display).
- Press the **PTT** switch to transmit and rotate the **DIAL** knob so that the Deviation Meter setting is 4.35 kHz \pm 0.05 kHz (USA version) or 4.65 kHz \pm 0.05 kHz (EXP/EU versions).
- Release the **PTT** switch, and then press the [**V/M**] button (the "🔊" icon will disappear on the display).

CTCSS TX Deviation Adjustment (100.0Hz)

- Connect the test equipment as shown in Figure 1: TX Alignment Setup.
- Rotate the **DIAL** knob to select the Alignment Menu "**100.0Hz**".
- Press the [**V/M**] button (the "🔊" icon will appear on the display).
- Press the **PTT** switch to transmit without the microphone input and rotate the **DIAL** knob so that the Deviation Meter setting is 0.65 kHz (\pm 0.05 kHz).
- Release the **PTT** switch, and then press the [**V/M**] button (the "🔊" icon will disappear on the display).

DCS TX Deviation Adjustment (DCS 023)

- Connect the test equipment as shown in Figure 1: TX Alignment Setup.

- Rotate the **DIAL** knob to select the Alignment Menu "**DCS 023**".
- Press the [**V/M**] button (the "🔊" icon will appear on the display).
- Press the **PTT** switch to transmit without the microphone input and rotate the **DIAL** knob so that the Deviation Meter setting is 0.65 kHz (\pm 0.1 kHz).
- Release the **PTT** switch, then press the [**V/M**] button (the "🔊" icon will disappear on the display).

B-Band 430 MHz Band Adjustment

NOTICE: Do not touch the following Alignment Menus in B-Band 430 MHz Band Adjustment:

"PLL REF"
"HI POWER"
"L3 POWER"
"L2 POWER"
"L1 POWER"
"MAX DEV"
"100.0Hz"
"DCS 023"

Press the [**A/B**] key to change the operating band to the "B-Band".

Press the [**BAND**] key to select the 430 MHz Amateur band.

Note: When the transceiver recalls Alignment Menu "PLL REF", the [**A/B**] and [**BAND**] key operation is ignored. In this case, rotate the **DIAL** knob to select an Alignment Menu other than "PLL REF".

Receiver Sensitivity Adjustment (TUNE DC)

- Connect the test equipment as shown in Figure 2: RX Alignment Setup.
- Rotate the **DIAL** knob to select the Alignment Menu "TUNE DC".
- Set the RF Signal Generator output to 435.100 MHz, at a level of -10 dB μ , \pm 3.5 kHz deviation with a 1 kHz audio tone.
- Press the [**V/M**] button (the "👁" icon will appear on the display).
- Rotate the **DIAL** knob for maximum deflection on the SINAD meter.
- Press the [**V/M**] button (the "👁" icon will disappear on the display).

Squelch Hysteresis Confirmation (HIS SQL)

- Rotate the **DIAL** knob to select the Alignment Menu "HIS SQL".
- Confirm that the alignment value is "0".

Squelch Threshold Adjustment (THLD SQL)

- Connect the test equipment as shown in Figure 2: RX Alignment Setup.
- Rotate the **DIAL** knob to select the Alignment Menu "THLD SQL".
- Set the RF Signal Generator output to 435.100 MHz, at a level of -11 dB μ , \pm 3.5 kHz deviation

with a 1 kHz audio tone.

- Press the [**V/M**] button (the "👁" icon will appear on the display).
- Press the [**F**] key two times to store the Squelch Threshold level.
- Press the [**V/M**] button (the "👁" icon will disappear on the display).

Tight Squelch Adjustment (TIGH SQL)

- Connect the test equipment as shown in Figure 2: RX Alignment Setup.
- Rotate the **DIAL** knob to select the Alignment Menu "TIGH SQL".
- Set the RF Signal Generator output to 435.100 MHz, at a level of -4 dB μ , \pm 3.5 kHz deviation with a 1 kHz audio tone.
- Press the [**V/M**] button (the "👁" icon will appear on the display).
- Press the [**F**] key two times to store the Squelch Tight level.
- Press the [**V/M**] button (the "👁" icon will disappear on the display).

FM S-Meter S-1 Adjustment (S1 LEVEL)

- Connect the test equipment as shown in Figure 2: RX Alignment Setup.
- Rotate the **DIAL** knob to select the Alignment Menu "S1 LEVEL" with "NFM" icon.
- Set the RF Signal Generator output to 435.100 MHz, at a level of -7 dB μ , \pm 3.5 kHz deviation with a 1 kHz audio tone.
- Press the [**V/M**] button (the "👁" icon will appear on the display).
- Press the [**F**] key two times to store the FM S-Meter S-1 level.
- Press the [**V/M**] button (the "👁" icon will disappear on the display).

FM S-Meter Full-Scale Adjustment (S9 LEVEL)

- Connect the test equipment as shown in Figure 2: RX Alignment Setup.
- Rotate the **DIAL** knob to select the Alignment Menu "S9 LEVEL" with "NFM" icon.
- Set the RF Signal Generator output to 435.100 MHz, at a level of +20 dB μ , \pm 3.5 kHz deviation with a 1 kHz audio tone.
- Press the [**V/M**] button (the "👁" icon will appear on the display).
- Press the [**F**] key two times to store the FM S-Meter Full Scale level.

- Press the [V/M] button (the "☞" icon will disappear on the display).

B-Band 144 MHz Band Adjustment

NOTICE: Do not touch the following Alignment Menus in B-Band 144 MHz Band Adjustment:

"PLL REF"
"HI POWER"
"L3 POWER"
"L2 POWER"
"L1 POWER"
"MAX DEV"
"100.0Hz"
"DCS 023"

Press the [BAND] key to select the 144 MHz Amateur band.

Note: When the transceiver recalls Alignment Menu "PLL REF", the [A/B] and [BAND] key operation is ignored. In this case, rotate the **DIAL** knob to select an Alignment Menu other than "PLL REF".

Receiver Sensitivity Adjustment (TUNE DC)

- Connect the test equipment as shown in Figure 2: RX Alignment Setup.
- Rotate the **DIAL** knob to select the Alignment Menu "TUNE DC".
- Set the RF Signal Generator output to 145.100 MHz, at a level of -10 dB μ , \pm 3.5 kHz deviation with a 1 kHz audio tone.
- Press the [V/M] button (the "☞" icon will appear on the display).
- Rotate the **DIAL** knob for maximum deflection on the SINAD meter.
- Press the [V/M] button (the "☞" icon will disappear on the display).

Squelch Hysteresis Confirmation (HIS SQL)

- Rotate the **DIAL** knob to select the Alignment Menu "HIS SQL".
- Confirm that the alignment value is "0".

Squelch Threshold Adjustment (THLD SQL)

- Connect the test equipment as shown in Figure 2: RX Alignment Setup.
- Rotate the **DIAL** knob to select the Alignment Menu "THLD SQL".
- Set the RF Signal Generator output to 145.100 MHz, at a level of -11 dB μ (USA/EXP Versions) or -10 dB μ (CE Version), \pm 3.5 kHz deviation with a 1 kHz audio tone.

- Press the [**V/M**] button (the "👁" icon will appear on the display).
- Press the [**F**] key two times to store the Squelch Threshold level.
- Press the [**V/M**] button (the "👁" icon will disappear on the display).

Tight Squelch Adjustment (TIGH SQL)

- Connect the test equipment as shown in Figure 2: RX Alignment Setup.
- Rotate the **DIAL** knob to select the Alignment Menu "**TIGH SQL**".
- Set the RF Signal Generator output to 145.100 MHz, at a level of -4 dB μ , \pm 3.5 kHz deviation with a 1 kHz audio tone.
- Press the [**V/M**] button (the "👁" icon will appear on the display).
- Press the [**F**] key two times to store the Squelch Tight level.
- Press the [**V/M**] button (the "👁" icon will disappear on the display).

FM S-Meter S-1 Adjustment (S1 LEVEL)

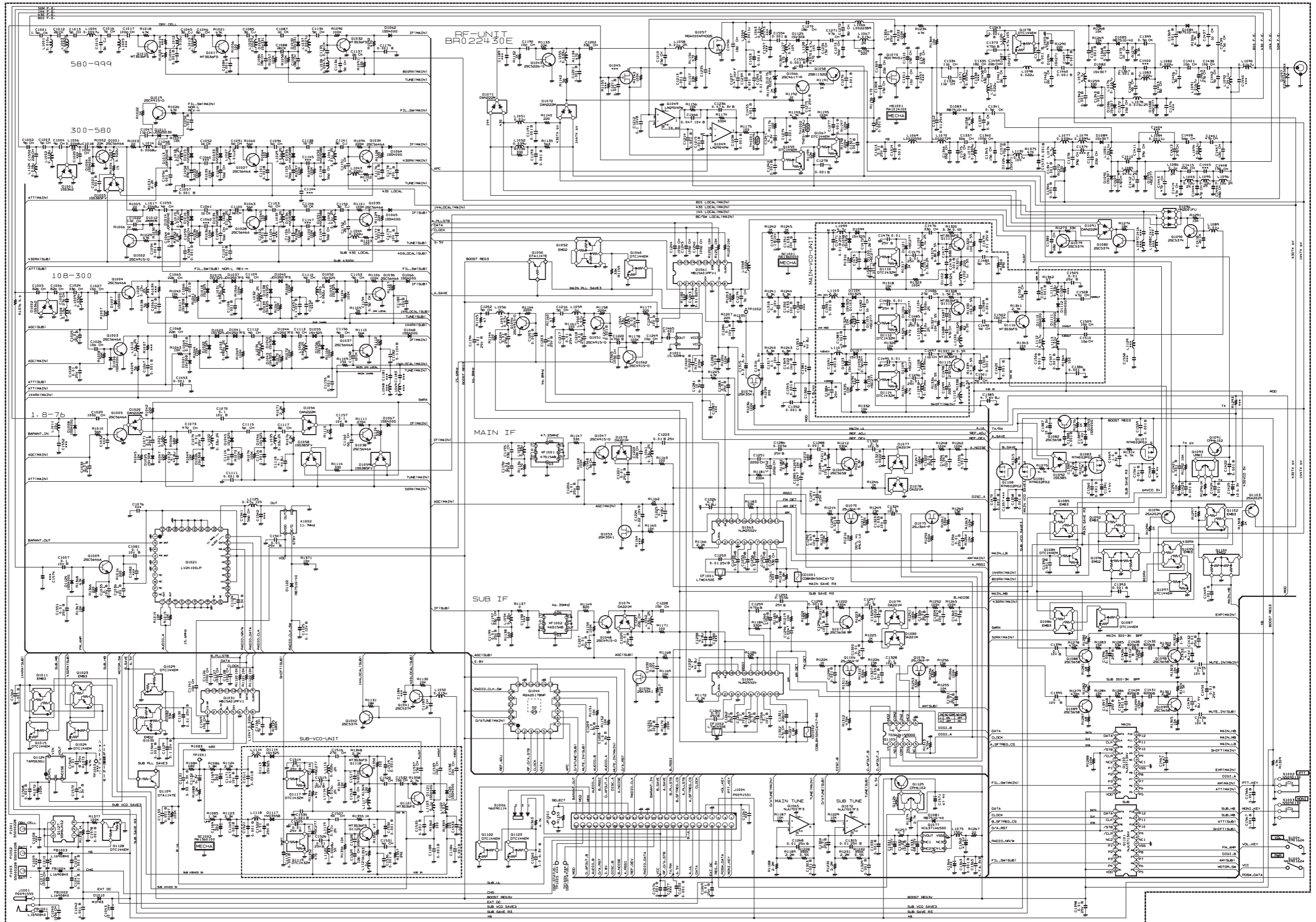
- Connect the test equipment as shown in Figure 2: RX Alignment Setup.
- Rotate the **DIAL** knob to select the Alignment Menu "**S1 LEVEL**" with "NFM" icon.
- Set the RF Signal Generator output to 145.100 MHz, at a level of -7 dB μ , \pm 3.5 kHz deviation with a 1 kHz audio tone.
- Press the [**V/M**] button (the "👁" icon will appear on the display).
- Press the [**F**] key two times to store the FM S-Meter S-1 level.
- Press the [**V/M**] button (the "👁" icon will disappear on the display).


FM S-Meter Full-Scale Adjustment (S9 LEVEL)

- Connect the test equipment as shown in Figure 2: RX Alignment Setup.
- Rotate the **DIAL** knob to select the Alignment Menu "**S9 LEVEL**" with "NFM" icon.
- Set the RF Signal Generator output to 145.100 MHz, at a level of +20 dB μ , \pm 3.5 kHz deviation with a 1 kHz audio tone.
- Press the [**V/M**] button (the "👁" icon will appear on the display).
- Press the [**F**] key two times to store the FM S-Meter Full Scale level.
- Press the [**V/M**] button (the "👁" icon will disappear on the display).


pear on the display).

This completes the internal alignment routine for all bands. To save all settings and exit, press the [**GM**] button.





Side A



Side B

RF Unit Parts List

REF	DESCRIPTION	VALUE	V/W	TOL.	MFR'S DESIG	YAESU P/N	VERS.	LOT	SIDE	LAY ADR
	PCB with Components					CS2186702 CS2186703 CS2186704 CS2186705 CS2186706 CS2186707 CS2186708 CS2186709 CS2186710 CS2186711 CS2186712 CS2186713 CS2186714 CS2186715	USA: A2U EXP: A1 EXP: A2 EXP: A3 EU: B1 EU: B2 EXP: B3 EU: C1 EU: C2 EXP: C3 EU: D1 EU: D2 AUS: H1 AUS: H2			
C 1001	CHIP CAP.	1.5pF	50V	CK	GRM1554C1H1R5BA01D	K22178288		1-	B	c1
C 1002	CHIP CAP.	9pF	50V	CH	GRM1552C1H9R0DA01D	K22178211		1-	A	B2
C 1003	CHIP CAP.	5pF	50V	CH	GRM1552C1H5R0CA01D	K22178207		1-	A	B2
C 1004	CHIP CAP.	9pF	50V	CH	GRM1552C1H9R0DA01D	K22178211		1-	A	B2
C 1005	CHIP CAP.	82pF	50V	CH	GRM1552C1H820JA01D	K22178234		1-	B	c1
C 1006	CHIP CAP.	82pF	50V	CH	GRM1552C1H820JA01D	K22178234		1-	B	c1
C 1007	CHIP CAP.	0.1uF	10V	B	GRM155B11A104KA01D	K22108802		1-	B	a4
C 1011	CHIP CAP.	100pF	50V	CH	GRM1552C1H101JA01D	K22178236		1-	A	B1
C 1012	CHIP CAP.	2pF	50V	CK	GRM1554C1H2R0CA01D	K22178204		1-	B	b1
C 1013	CHIP CAP.	5pF	50V	CH	GRM1552C1H5R0CA01D	K22178207		1-	B	b1
C 1015	CHIP CAP.	3pF	50V	CJ	GRM1553C1H3R0BA01D	K22178290		1-	B	b1
C 1016	CHIP CAP.	7pF	50V	CH	GRM1552C1H7R0DA01D	K22178209		1-	B	b1
C 1017	CHIP CAP.	100pF	50V	CH	GRM1552C1H101JA01D	K22178236		1-	B	b1
C 1018	CHIP CAP.	100pF	50V	CH	GRM1552C1H101JA01D	K22178236		1-	A	B2
C 1021	CHIP CAP.	0.001uF	50V	B	UMK105B102KW-F	K22178829		1-	A	B2
C 1022	CHIP CAP.	11pF	50V	CH	GRM1552C1H110JA01D	K22178213		1-	A	B2
C 1023	CHIP CAP.	39pF	50V	CH	GRM1552C1H390JA01D	K22178226		1-	B	b1
C 1024	CHIP CAP.	33pF	50V	CH	GRM1552C1H330JA01D	K22178224		1-	B	b1
C 1025	CHIP CAP.	0.01uF	25V	B	GRM155B11E103KA01D	K22148834		1-	A	A1
C 1026	CHIP CAP.	27pF	50V	CH	GRM1552C1H270JA01D	K22178222		1	B	b1
C 1026	CHIP CAP.	15pF	50V	CH	GRM1552C1H150JZ01D	K22178216		2-	B	b1
C 1027	CHIP CAP.	15pF	50V	CH	GRM1552C1H150JZ01D	K22178216		1-	A	A1
C 1028	CHIP CAP.	0.01uF	25V	B	GRM155B11E103KA01D	K22148834		1-	B	b1
C 1029	CHIP CAP.	100pF	50V	CH	GRM1552C1H101JA01D	K22178236		1-	A	B1
C 1030	CHIP CAP.	0.01uF	25V	B	GRM155B11E103KA01D	K22148834		1-	A	B1
C 1035	CHIP CAP.	0.1uF	10V	B	GRM155B11A104KA01D	K22108802		1-	B	a4
C 1036	CHIP CAP.	0.1uF	10V	B	GRM155B11A104KA01D	K22108802		1-	B	a4
C 1039	CHIP CAP.	0.001uF	50V	B	UMK105B102KW-F	K22178829		1-	A	B2
C 1040	CHIP CAP.	100pF	50V	CH	GRM1552C1H101JA01D	K22178236		1-	B	a2
C 1041	CHIP CAP.	0.001uF	50V	B	UMK105B102KW-F	K22178829		1-	A	B2
C 1042	CHIP CAP.	0.001uF	50V	B	UMK105B102KW-F	K22178829		1-	B	a1
C 1043	AL.ELECTRO.CAP.	10uF	16V		RV4-16V100MD46-RR2	K48120018		1-	A	C1
C 1044	CHIP CAP.	0.001uF	50V	B	UMK105B102KW-F	K22178829		1-	B	b1
C 1045	CHIP CAP.	3pF	50V	CJ	GRM1553C1H3R0BA01D	K22178290		1-	B	b1
C 1046	CHIP CAP.	8pF	50V	CH	GRM1552C1H8R0DA01D	K22178210		1-	B	b1
C 1047	CHIP CAP.	11pF	50V	CH	GRM1552C1H110JA01D	K22178213		1-	B	b2
C 1048	CHIP CAP.	4pF	50V	CH	GRM1552C1H4R0CA01D	K22178206		1-	B	b2
C 1050	CHIP CAP.	0.001uF	50V	B	UMK105B102KW-F	K22178829		1-	B	b2
C 1052	CHIP CAP.	1pF	50V	CK	GRM1554C1H1R0BA01D	K22178287		1-	B	b2
C 1054	CHIP CAP.	0.001uF	50V	B	UMK105B102KW-F	K22178829		1-	A	B2
C 1055	CHIP CAP.	4pF	50V	CH	GRM1552C1H4R0CA01D	K22178206		1-	A	B2
C 1056	CHIP CAP.	0.001uF	50V	B	UMK105B102KW-F	K22178829		1-	B	b2
C 1057	CHIP CAP.	0.001uF	50V	B	UMK105B102KW-F	K22178829		1-	B	b2
C 1058	CHIP CAP.	39pF	50V	CH	GRM1552C1H390JA01D	K22178226		1-	B	b2
C 1059	CHIP CAP.	220pF	50V	CH	GRM1552C1H221JA01D	K22179713		1-	A	B2
C 1061	CHIP CAP.	1pF	50V	CK	GRM1554C1H1R0BA01D	K22178287		1-	A	B2
C 1063	CHIP CAP.	0.001uF	50V	B	UMK105B102KW-F	K22178829		1-	A	B1
C 1064	CHIP CAP.	0.001uF	50V	B	UMK105B102KW-F	K22178829		1-	A	B2
C 1065	CHIP CAP.	22pF	50V	CH	GRM1552C1H220GA01D	K22179707		1-	A	B1
C 1066	CHIP CAP.	0.001uF	50V	B	UMK105B102KW-F	K22178829		1-	A	B1
C 1067	CHIP CAP.	0.001uF	50V	B	UMK105B102KW-F	K22178829		1-	B	b1
C 1068	CHIP CAP.	22pF	50V	CH	GRM1552C1H220GA01D	K22179707		1-	B	b1
C 1069	CHIP CAP.	0.001uF	50V	B	UMK105B102KW-F	K22178829		1-	B	b1
C 1070	CHIP CAP.	0.1uF	10V	B	GRM155B11A104KA01D	K22108802		1-	A	B1
C 1071	CHIP CAP.	0.01uF	25V	B	GRM155B11E103KA01D	K22148834		1-	A	B1
C 1072	CHIP CAP.	4.7uF	4V	BJ	AMK105BJ475MV-F	K22068801		1-	A	B1
C 1073	CHIP CAP.	47pF	50V	CH	GRM1552C1H470JA01D	K22178228		1-	A	B1
C 1074	CHIP CAP.	0.01uF	25V	B	GRM155B11E103KA01D	K22148834		1-	A	B1
C 1081	CHIP CAP.	0.1uF	10V	B	GRM155B11A104KA01D	K22108802		1-	B	a4

RF Unit Parts List

REF	DESCRIPTION	VALUE	V/W	TOL.	MFR'S DESIG	YAESU P/N	VERS.	LOT	SIDE	LAY ADR
C 1084	CHIP CAP.	0.001uF	50V	B	UMK105B102KW-F	K22178829		1-	B	b1
C 1085	CHIP CAP.	3pF	50V	CJ	GRM1553C1H3R0BA01D	K22178290		1-	B	b1
C 1086	CHIP CAP.	18pF	50V	CH	GRM1552C1H180JA01D	K22178218		1-	B	b1
C 1087	CHIP CAP.	1pF	50V	CK	GRM1554C1H1R0BA01D	K22178287		1-	B	b1
C 1088	CHIP CAP.	2pF	50V	CK	GRM1554C1H2R0CA01D	K22178204		1-	B	b1
C 1089	CHIP CAP.	18pF	50V	CH	GRM1552C1H180JA01D	K22178218		1-	B	b1
C 1091	CHIP CAP.	6pF	50V	CH	GRM1552C1H6R0DA01D	K22178208		1-	B	b2
C 1094	CHIP CAP.	4pF	50V	CH	GRM1552C1H4R0CA01D	K22178206		1-	B	b2
C 1098	CHIP CAP.	56pF	50V	CH	GRM1552C1H560JA01D	K22178230		1-	B	b2
C 1099	CHIP CAP.	56pF	50V	CH	GRM1552C1H560JA01D	K22178230		1-	A	B2
C 1100	CHIP CAP.	6pF	50V	CH	GRM1552C1H6R0DA01D	K22178208		1-	A	B2
C 1101	CHIP CAP.	0.001uF	50V	B	UMK105B102KW-F	K22178829		1-	B	b2
C 1102	CHIP CAP.	0.001uF	50V	B	UMK105B102KW-F	K22178829		1-	A	B2
C 1103	CHIP CAP.	4pF	50V	CH	GRM1552C1H4R0CA01D	K22178206		1-	A	B2
C 1105	CHIP CAP.	56pF	50V	CH	GRM1552C1H560JA01D	K22178230		1-	B	b2
C 1106	CHIP CAP.	56pF	50V	CH	GRM1552C1H560JA01D	K22178230		1-	A	B2
C 1107	CHIP CAP.	0.001uF	50V	B	UMK105B102KW-F	K22178829		1-	A	B2
C 1108	CHIP CAP.	0.001uF	50V	B	UMK105B102KW-F	K22178829		1-	A	B1
C 1109	CHIP CAP.	4pF	50V	CH	GRM1552C1H4R0CA01D	K22178206		1	A	B1
C 1109	CHIP CAP.	9pF	50V	CH	GRM1552C1H9R0DA01D	K22178211		2-	A	B1
C 1110	CHIP CAP.	4pF	50V	CH	GRM1552C1H4R0CA01D	K22178206		1	A	B1
C 1110	CHIP CAP.	9pF	50V	CH	GRM1552C1H9R0DA01D	K22178211		2-	A	B1
C 1111	CHIP CAP.	0.001uF	50V	B	UMK105B102KW-F	K22178829		1-	A	B1
C 1112	CHIP CAP.	4pF	50V	CH	GRM1552C1H4R0CA01D	K22178206		1	B	b1
C 1112	CHIP CAP.	9pF	50V	CH	GRM1552C1H9R0DA01D	K22178211		2-	B	b1
C 1113	CHIP CAP.	4pF	50V	CH	GRM1552C1H4R0CA01D	K22178206		1	B	b1
C 1113	CHIP CAP.	9pF	50V	CH	GRM1552C1H9R0DA01D	K22178211		2-	B	b1
C 1114	CHIP CAP.	0.001uF	50V	B	UMK105B102KW-F	K22178829		1-	A	B1
C 1115	CHIP CAP.	5pF	50V	CH	GRM1552C1H5R0CA01D	K22178207		1-	A	B1
C 1116	CHIP CAP.	0.001uF	50V	B	UMK105B102KW-F	K22178829		1-	A	B1
C 1117	CHIP CAP.	8pF	50V	CH	GRM1552C1H8R0DA01D	K22178210		1-	A	B1
C 1118	CHIP CAP.	4.7uF	4V	BJ	AMK105BJ475MV-F	K22068801		1-	A	B1
C 1124	CHIP CAP.	1uF	6.3V	B	GRM155B30J105KE18D	K22088803		1-	B	a4
C 1125	CHIP CAP.	0.1uF	10V	B	GRM155B11A104KA01D	K22108802		1-	B	a4
C 1126	CHIP CAP.	100pF	50V	CH	GRM1552C1H101JA01D	K22178236		1-	A	B4
C 1127	CHIP CAP.	100pF	50V	CH	GRM1552C1H101JA01D	K22178236		1-	A	B4
C 1128	CHIP CAP.	100pF	50V	CH	GRM1552C1H101JA01D	K22178236		1-	A	B3
C 1129	CHIP CAP.	0.1uF	10V	B	GRM155B11A104KA01D	K22108802		1-	A	B3
C 1130	CHIP CAP.	0.01uF	25V	B	GRM155B11E103KA01D	K22148834		1-	A	B3
C 1131	CHIP CAP.	0.33uF	6.3V	B	GRM155B10J334KE01D	K22068801		1-	A	B3
C 1132	CHIP TA.CAP.	4.7uF	6.3V		TEESVP0J475M8R	K78080053		1-	A	B3
C 1133	CHIP CAP.	0.001uF	50V	B	UMK105B102KW-F	K22178829		1-	A	B3
C 1134	CHIP CAP.	5pF	50V	CH	GRM1552C1H5R0CA01D	K22178207		1-	B	b1
C 1135	CHIP CAP.	0.5pF	50V	CK	GRM1554C1HR50BA01D	K22178285		1-	B	b1
C 1136	CHIP CAP.	5pF	50V	CH	GRM1552C1H5R0CA01D	K22178207		1-	B	a1
C 1137	CHIP CAP.	2pF	50V	CK	GRM1554C1H2R0BA01D	K22178289		1-	B	a1
C 1138	CHIP CAP.	1pF	50V	CK	GRM1554C1H1R0BA01D	K22178287		1-	B	a2
C 1141	CHIP CAP.	3pF	50V	CJ	GRM1553C1H3R0BA01D	K22178290		1-	B	b2
C 1146	CHIP CAP.	1pF	50V	CK	GRM1554C1H1R0BA01D	K22178287		1-	A	B2
C 1148	CHIP CAP.	56pF	50V	CH	GRM1552C1H560JA01D	K22178230		1-	B	a2
C 1149	CHIP CAP.	56pF	50V	CH	GRM1552C1H560JA01D	K22178230		1-	A	B2
C 1150	CHIP CAP.	3pF	50V	CJ	GRM1553C1H3R0BA01D	K22178290		1-	A	B2
C 1151	CHIP CAP.	2pF	50V	CK	GRM1554C1H2R0BA01D	K22178289		1-	B	a2
C 1152	CHIP CAP.	1.5pF	50V	CK	GRM1554C1H1R5BA01D	K22178288		1-5	A	B2
C 1152	CHIP CAP.	0.75pF	50V	CK	GRM1554C1HR75BA01D	K22178286	W/ CE LABEL	6-	A	B2
C 1152	CHIP CAP.	1.5pF	50V	CK	GRM1554C1H1R5BA01D	K22178288	W/O CE LABEL	6-	A	B2
C 1153	CHIP CAP.	9pF	50V	CH	GRM1552C1H9R0DA01D	K22178211		1-	A	B1
C 1154	CHIP CAP.	0.5pF	50V	CK	GRM1554C1HR50BA01D	K22178285		1-	A	B1
C 1155	CHIP CAP.	0.001uF	50V	B	UMK105B102KW-F	K22178829		1-	B	b1
C 1156	CHIP CAP.	9pF	50V	CH	GRM1552C1H9R0DA01D	K22178211		1-	B	b1
C 1157	CHIP CAP.	0.1uF	10V	B	GRM155B11A104KA01D	K22108802		1-	A	B1
C 1158	CHIP CAP.	1pF	50V	CK	GRM1554C1H1R0BA01D	K22178287		1-	B	b1
C 1160	CHIP CAP.	6pF	50V	CH	GRM1552C1H6R0DA01D	K22178208		1-	A	B1
C 1161	CHIP CAP.	10pF	50V	CH	GRM1552C1H100BA01D	K22178297		1-	A	B3
C 1164	CHIP TA.CAP.	0.1uF	20V		SKF-1D104M-RP	K78130049		1-	A	B3
C 1165	CHIP CAP.	0.001uF	50V	B	UMK105B102KW-F	K22178829		1-	A	B3
C 1166	CHIP CAP.	7pF	50V	CH	GRM1552C1H7R0DA01D	K22178209		1-	A	B3
C 1169	CHIP TA.CAP.	0.1uF	20V		SKF-1D104M-RP	K78130049		1-	A	B3
C 1171	CHIP CAP.	0.047uF	10V	B	GRM155B11A473KA01D	K22108801		1-	A	B3
C 1173	CHIP CAP.	0.001uF	50V	B	UMK105B102KW-F	K22178829		1-	B	b3
C 1174	CHIP CAP.	0.001uF	50V	B	UMK105B102KW-F	K22178829		1-	B	a1
C 1176	CHIP CAP.	0.001uF	50V	B	UMK105B102KW-F	K22178829		1-	B	a2
C 1177	CHIP CAP.	0.001uF	50V	B	UMK105B102KW-F	K22178829		1-	A	B2

RF Unit Parts List

REF	DESCRIPTION	VALUE	V/W	TOL.	MFR'S DESIG	YAESU P/N	VERS.	LOT	SIDE	LAY ADR
C 1178	CHIP CAP.	0.1uF	10V	B	GRM155B11A104KA01D	K22108802		1-	B	a2
C 1179	CHIP CAP.	0.1uF	10V	B	GRM155B11A104KA01D	K22108802		1-	A	B1
C 1180	CHIP CAP.	0.1uF	10V	B	GRM155B11A104KA01D	K22108802		1-	A	B1
C 1182	CHIP CAP.	0.1uF	10V	B	GRM155B11A104KA01D	K22108802		1-	B	a1
C 1185	CHIP CAP.	7pF	50V	CH	GRM1552C1H7R0DA01D	K22178209		1-	B	a2
C 1186	CHIP CAP.	0.001uF	50V	B	UMK105B102KW-F	K22178829		1-	B	a3
C 1188	CHIP CAP.	0.001uF	50V	B	UMK105B102KW-F	K22178829		1-	B	b3
C 1190	CHIP CAP.	10pF	50V	CH	GRM1552C1H100BA01D	K22178297		1-	A	A2
C 1191	CHIP CAP.	0.001uF	50V	B	UMK105B102KW-F	K22178829		1-	A	B2
C 1193	CHIP CAP.	0.001uF	50V	B	UMK105B102KW-F	K22178829		1-	A	B2
C 1194	CHIP CAP.	0.01uF	25V	B	GRM155B11E103KA01D	K22148834		1-	A	B3
C 1195	CHIP CAP.	33pF	50V	CH	GRM1552C1H330JA01D	K22178224		1-	B	a2
C 1196	CHIP CAP.	0.01uF	25V	B	GRM155B11E103KA01D	K22148834		1-	B	a2
C 1197	CHIP CAP.	33pF	50V	CH	GRM1552C1H330JA01D	K22178224		1-	A	B1
C 1199	CHIP CAP.	0.01uF	25V	B	GRM155B11E103KA01D	K22148834		1-	A	C1
C 1200	CHIP CAP.	100pF	50V	CH	GRM1552C1H101JA01D	K22178236		1-	A	A2
C 1201	CHIP CAP.	0.001uF	50V	B	UMK105B102KW-F	K22178829		1-	A	A2
C 1202	CHIP CAP.	5pF	50V	CH	GRM1552C1H5R0CA01D	K22178207		1-	A	B3
C 1203	CHIP CAP.	0.01uF	25V	B	GRM155B11E103KA01D	K22148834		1-	A	B3
C 1204	CHIP CAP.	0.01uF	25V	B	GRM155B11E103KA01D	K22148834		1-	A	B3
C 1205	CHIP CAP.	0.001uF	50V	B	UMK105B102KW-F	K22178829		1-	A	B3
C 1206	CHIP CAP.	0.01uF	25V	B	GRM155B11E103KA01D	K22148834		1-	B	a2
C 1207	CHIP CAP.	0.01uF	25V	B	GRM155B11E103KA01D	K22148834		1-	A	B2
C 1208	CHIP CAP.	1uF	6.3V	B	GRM155B30J105KE18D	K22088803		1-	A	A4
C 1209	CHIP CAP.	1uF	6.3V	B	GRM155B30J105KE18D	K22088803		1-	A	A4
C 1210	CHIP CAP.	15pF	50V	CH	GRM1552C1H150JZ01D	K22178216		1-	A	A2
C 1211	CHIP CAP.	0.001uF	50V	B	UMK105B102KW-F	K22178829		1-	B	b2
C 1213	CHIP CAP.	0.001uF	50V	B	UMK105B102KW-F	K22178829		1-	A	A2
C 1214	CHIP CAP.	0.001uF	50V	B	UMK105B102KW-F	K22178829		1-	B	b2
C 1215	CHIP CAP.	0.001uF	50V	B	UMK105B102KW-F	K22178829		1-	B	b2
C 1216	CHIP CAP.	5pF	50V	CH	GRM1552C1H5R0CA01D	K22178207		1-	A	B3
C 1217	CHIP CAP.	0.01uF	25V	B	GRM155B11E103KA01D	K22148834		1-	A	B3
C 1218	CHIP CAP.	0.01uF	25V	B	GRM155B11E103KA01D	K22148834		1-	A	B3
C 1219	CHIP CAP.	0.001uF	50V	B	UMK105B102KW-F	K22178829		1-	A	B3
C 1220	CHIP CAP.	470pF	50V	B	UMK105B471KW-F	K22178825		1-	A	B3
C 1221	CHIP CAP.	0.01uF	25V	B	GRM155B11E103KA01D	K22148834		1-	B	a2
C 1222	CHIP CAP.	22pF	50V	CH	GRM1552C1H220GA01D	K22179707		1-	B	a2
C 1223	CHIP CAP.	0.01uF	25V	B	GRM155B11E103KA01D	K22148834		1-	B	a3
C 1224	CHIP CAP.	0.22uF	10V	B	GRM155B31A224KE18D	K22108808		1-	A	B4
C 1225	CHIP CAP.	4.7uF	4V	BJ	AMK105BJ475MV-F	K22068801		1-	A	B4
C 1226	CHIP CAP.	4.7uF	4V	BJ	AMK105BJ475MV-F	K22068801		1-	A	B4
C 1227	CHIP CAP.	33pF	50V	CH	GRM1552C1H330JA01D	K22178224		1-	A	B2
C 1228	CHIP CAP.	10pF	50V	CH	GRM1552C1H100BA01D	K22178297		1-	A	C3
C 1229	CHIP CAP.	0.01uF	25V	B	GRM155B11E103KA01D	K22148834		1-	A	B2
C 1230	CHIP CAP.	0.22uF	10V	B	GRM155B31A224KE18D	K22108808		1-	A	C3
C 1231	CHIP CAP.	0.047uF	10V	B	GRM155B11A473KA01D	K22108801		1-	A	B3
C 1232	CHIP CAP.	4.7uF	4V	BJ	AMK105BJ475MV-F	K22068801		1-	A	B3
C 1233	CHIP CAP.	0.001uF	50V	B	UMK105B102KW-F	K22178829		1-	A	A4
C 1235	CHIP CAP.	4pF	50V	CH	GRM1552C1H4R0CA01D	K22178206		1-2	A	A2
C 1235	CHIP CAP.	3pF	50V	CJ	GRM1553C1H3R0BA01D	K22178290	AUSTRALIA	3-	A	A2
C 1235	CHIP CAP.	4pF	50V	CH	GRM1552C1H4R0CA01D	K22178206	EUROPE	3-	A	A2
C 1235	CHIP CAP.	3pF	50V	CJ	GRM1553C1H3R0BA01D	K22178290	EUROPE	6-	A	A2
C 1235	CHIP CAP.	3pF	50V	CJ	GRM1553C1H3R0BA01D	K22178290	EXPORT	3-	A	A2
C 1235	CHIP CAP.	3pF	50V	CJ	GRM1553C1H3R0BA01D	K22178290	USA	3-	A	A2
C 1236	CHIP CAP.	0.22uF	10V	B	GRM155B31A224KE18D	K22108808		1-	B	b2
C 1237	CHIP CAP.	0.47uF	16V	F	GRM188F11C474ZA01D	K22125002		1-	B	c2
C 1238	CHIP CAP.	0.001uF	50V	B	UMK105B102KW-F	K22178829		1-	B	b2
C 1239	CHIP CAP.	0.001uF	50V	B	UMK105B102KW-F	K22178829		1-	B	c2
C 1240	CHIP CAP.	0.01uF	25V	B	GRM155B11E103KA01D	K22148834		1-	B	c2
C 1241	CHIP TA. CAP.	4.7uF	6.3V	B	TEESVP0J475M8R	K78080053		1-	B	b2
C 1242	CHIP CAP.	0.001uF	50V	B	UMK105B102KW-F	K22178829		1-	B	b2
C 1243	CHIP CAP.	0.01uF	25V	B	GRM155B11E103KA01D	K22148834		1-	A	A3
C 1244	CHIP CAP.	100pF	50V	CH	GRM1552C1H101JA01D	K22178236		1-	A	A3
C 1245	CHIP CAP.	100pF	50V	CH	GRM1552C1H101JA01D	K22178236		1-	A	A3
C 1246	CHIP CAP.	100pF	50V	CH	GRM1552C1H101JA01D	K22178236		1-	A	A3
C 1247	CHIP CAP.	0.01uF	25V	B	GRM155B11E103KA01D	K22148834		1-	A	A3
C 1248	CHIP CAP.	0.1uF	10V	B	GRM155B11A104KA01D	K22108802		1-	A	A3
C 1249	CHIP CAP.	10pF	50V	CH	GRM1552C1H100BA01D	K22178297		1-	A	A3
C 1251	CHIP CAP.	220pF	50V	CH	GRM1552C1H221JA01D	K22179713		1-	A	B4
C 1252	CHIP CAP.	220pF	50V	CH	GRM1552C1H221JA01D	K22179713		1-	A	B4
C 1253	CHIP CAP.	0.01uF	25V	B	GRM155B11E103KA01D	K22148834		1-	A	C4
C 1254	CHIP CAP.	0.01uF	25V	B	GRM155B11E103KA01D	K22148834		1-	A	B4
C 1255	CHIP CAP.	0.1uF	10V	B	GRM155B11A104KA01D	K22108802		1-	A	B4

RF Unit Parts List

REF	DESCRIPTION	VALUE	V/W	TOL.	MFR'S DESIG	YAESU P/N	VERS.	LOT	SIDE	LAY ADR
C 1256	CHIP CAP.	0.01uF	25V	B	GRM155B11E103KA01D	K22148834		1-	A	B4
C 1257	CHIP CAP.	0.1uF	10V	B	GRM155B11A104KA01D	K22108802		1-	A	B4
C 1258	CHIP CAP.	33pF	50V	CH	GRM1552C1H330JA01D	K22178224		1-	A	B4
C 1259	CHIP CAP.	470pF	50V	B	UMK105B471KW-F	K22178825		1-	A	C3
C 1260	CHIP CAP.	470pF	50V	B	UMK105B471KW-F	K22178825		1-	A	C3
C 1262	CHIP CAP.	0.01uF	25V	B	GRM155B11E103KA01D	K22148834		1-	A	C3
C 1263	CHIP CAP.	0.01uF	25V	B	GRM155B11E103KA01D	K22148834		1-	A	C3
C 1264	CHIP CAP.	0.01uF	25V	B	GRM155B11E103KA01D	K22148834		1-	A	C3
C 1265	CHIP CAP.	0.1uF	10V	B	GRM155B11A104KA01D	K22108802		1-	A	C3
C 1266	CHIP CAP.	0.1uF	10V	B	GRM155B11A104KA01D	K22108802		1-	A	C3
C 1268	CHIP CAP.	0.01uF	25V	B	GRM155B11E103KA01D	K22148834		1-	B	a2
C 1269	CHIP CAP.	0.01uF	25V	B	GRM155B11E103KA01D	K22148834		1-	B	c4
C 1270	CHIP CAP.	22pF	50V	CH	GRM1552C1H220JA01D	K22178220		1-2	A	A2
C 1270	CHIP CAP.	20pF	50V	CH	GRM1552C1H200JA01D	K22178219	AUSTRALIA	3-	A	A2
C 1270	CHIP CAP.	22pF	50V	CH	GRM1552C1H220JA01D	K22178220	EUROPE	3-	A	A2
C 1270	CHIP CAP.	20pF	50V	CH	GRM1552C1H200JA01D	K22178219	EUROPE	6-	A	A2
C 1270	CHIP CAP.	20pF	50V	CH	GRM1552C1H200JA01D	K22178219	EXPORT	3-	A	A2
C 1270	CHIP CAP.	20pF	50V	CH	GRM1552C1H200JA01D	K22178219	USA	3-	A	A2
C 1271	CHIP CAP.	0.001uF	50V	B	UMK105B102KW-F	K22178829		1-	A	A2
C 1272	CHIP CAP.	11pF	50V	CH	GRM1552C1H110JA01D	K22178213		1-	A	A2
C 1273	CHIP CAP.	47pF	50V	CH	GRM1552C1H470JA01D	K22178228		1-3	A	A2
C 1273	CHIP CAP.	47pF	50V	CH	GRM1552C1H470JA01D	K22178228	AUSTRALIA	4-	A	A2
C 1273	CHIP CAP.	47pF	50V	CH	GRM1552C1H470JA01D	K22178228	EUROPE	4-	A	A2
C 1273	CHIP CAP.	43pF	50V	CH	GRM1552C1H430JD01D	K22178227	EUROPE	6-	A	A2
C 1273	CHIP CAP.	43pF	50V	CH	GRM1552C1H430JD01D	K22178227	EXPORT	4-	A	A2
C 1273	CHIP CAP.	47pF	50V	CH	GRM1552C1H470JA01D	K22178228	USA	4-	A	A2
C 1274	CHIP CAP.	0.001uF	50V	B	UMK105B102KW-F	K22178829		1-	B	b2
C 1275	CHIP CAP.	0.01uF	25V	B	GRM155B11E103KA01D	K22148834		1-	B	c2
C 1276	CHIP CAP.	0.001uF	50V	B	UMK105B102KW-F	K22178829		1-	B	c2
C 1277	CHIP CAP.	0.001uF	50V	B	UMK105B102KW-F	K22178829		1-	B	c2
C 1278	CHIP CAP.	0.001uF	50V	B	UMK105B102KW-F	K22178829		1-	B	b2
C 1279	CHIP CAP.	7pF	50V	CH	GRM1552C1H7R0DA01D	K22178209		1-	A	A3
C 1281	CHIP CAP.	10uF	6.3V	B	JMK107BJ106MA-T	K22084806		1-	A	B3
C 1282	CHIP CAP.	0.001uF	50V	B	UMK105B102KW-F	K22178829		1-	A	A3
C 1283	CHIP CAP.	0.01uF	25V	B	GRM155B11E103KA01D	K22148834		1-	A	A3
C 1284	CHIP CAP.	0.1uF	10V	B	GRM155B11A104KA01D	K22108802		1-	A	B3
C 1285	CHIP CAP.	0.0047uF	50V	B	GRM155B11H472KA01D	K22178838		1-	A	B4
C 1286	CHIP CAP.	0.0056uF	25V	B	GRM155B11E562KA01D	K22148802		1-	B	b4
C 1288	CHIP CAP.	0.001uF	50V	B	UMK105B102KW-F	K22178829		1-	B	b4
C 1289	CHIP CAP.	0.1uF	10V	B	GRM155B11A104KA01D	K22108802		1-	B	b4
C 1290	CHIP CAP.	0.047uF	10V	B	GRM155B11A473KA01D	K22108801		1-	A	B4
C 1291	CHIP CAP.	0.01uF	25V	B	GRM155B11E103KA01D	K22148834		1-	B	b4
C 1292	CHIP CAP.	0.001uF	50V	B	UMK105B102KW-F	K22178829		1-	B	b4
C 1293	CHIP CAP.	0.0056uF	25V	B	GRM155B11E562KA01D	K22148802		1-	A	C3
C 1294	CHIP CAP.	0.0047uF	50V	B	GRM155B11H472KA01D	K22178838		1-	A	C3
C 1295	CHIP CAP.	0.001uF	50V	B	UMK105B102KW-F	K22178829		1-	A	C3
C 1296	CHIP CAP.	0.1uF	10V	B	GRM155B11A104KA01D	K22108802		1-	A	C3
C 1297	CHIP CAP.	0.1uF	10V	B	GRM155B11A104KA01D	K22108802		1-	B	a3
C 1298	CHIP CAP.	4.7uF	4V	BJ	AMK105BJ475MV-F	K22068801		1-	A	B3
C 1299	CHIP CAP.	0.001uF	50V	B	UMK105B102KW-F	K22178829		1-	A	B3
C 1300	CHIP CAP.	0.01uF	25V	B	GRM155B11E103KA01D	K22148834		1-	A	C3
C 1301	CHIP CAP.	22pF	50V	CH	GRM1552C1H220GA01D	K22179707		1-	A	C3
C 1302	CHIP CAP.	47pF	50V	CH	GRM1552C1H470JA01D	K22178228		1-	A	C3
C 1303	CHIP CAP.	0.001uF	50V	B	UMK105B102KW-F	K22178829		1-	B	a2
C 1304	CHIP CAP.	0.01uF	25V	B	GRM155B11E103KA01D	K22148834		1-	B	a2
C 1305	CHIP CAP.	0.01uF	25V	B	GRM155B11E103KA01D	K22148834		1-	B	a2
C 1306	CHIP CAP.	0.01uF	25V	B	GRM155B11E103KA01D	K22148834		1-	B	b2
C 1307	CHIP CAP.	0.001uF	50V	B	UMK105B102KW-F	K22178829		1-	B	c2
C 1308	CHIP CAP.	15pF	50V	CH	GRM1552C1H150JZ01D	K22178216		1-	A	A2
C 1309	CHIP CAP.	22pF	50V	CH	GRM1552C1H220GA01D	K22179707		1-2	A	A2
C 1309	CHIP CAP.	12pF	50V	CH	GRM1552C1H120JA01D	K22178214	AUSTRALIA	3-	A	A2
C 1309	CHIP CAP.	22pF	50V	CH	GRM1552C1H220GA01D	K22179707	EUROPE	3-	A	A2
C 1309	CHIP CAP.	12pF	50V	CH	GRM1552C1H120JA01D	K22178214	EUROPE	6-	A	A2
C 1309	CHIP CAP.	12pF	50V	CH	GRM1552C1H120JA01D	K22178214	EXPORT	3-	A	A2
C 1309	CHIP CAP.	12pF	50V	CH	GRM1552C1H120JA01D	K22178214	USA	3-	A	A2
C 1310	CHIP CAP.	15pF	50V	CH	GRM1552C1H150JZ01D	K22178216		1-	A	A2
C 1311	CHIP CAP.	10pF	50V	CH	GRM1552C1H100BA01D	K22178297		1-	A	A2
C 1312	CHIP CAP.	0.01uF	25V	B	GRM155B11E103KA01D	K22148834		1-	B	c1
C 1313	CHIP CAP.	0.01uF	25V	B	GRM155B11E103KA01D	K22148834		1-	A	A2
C 1314	CHIP CAP.	0.001uF	50V	B	UMK105B102KW-F	K22178829		1-	A	A2
C 1315	CHIP TA.CAP.	3.3uF	6.3V		TEESVP0J335M8R	K78080052		1-	A	A3
C 1316	CHIP TA.CAP.	6.8uF	6.3V		TEESVP0J685M8R	K78080054		1-	A	A3
C 1317	CHIP CAP.	0.1uF	10V	B	GRM155B11A104KA01D	K22108802		1-	A	A3

RF Unit Parts List

REF	DESCRIPTION	VALUE	V/W	TOL.	MFR'S DESIG	YAESU P/N	VERS.	LOT	SIDE	LAY ADR
C 1318	CHIP CAP.	0.1uF	10V	B	GRM155B11A104KA01D	K22108802		1-	A	A3
C 1319	CHIP CAP.	0.1uF	10V	B	GRM155B11A104KA01D	K22108802		1-	A	A3
C 1320	CHIP CAP.	0.1uF	10V	B	GRM155B11A104KA01D	K22108802		1-	B	b4
C 1321	CHIP CAP.	0.0022uF	50V	B	UMK105B222KW-F	K22178833		1-	B	b4
C 1322	CHIP CAP.	0.01uF	25V	B	GRM155B11E103KA01D	K22148834		1-	B	b4
C 1323	CHIP CAP.	0.033uF	10V	B	GRM155B11A333KA01D	K22108803		1-	B	a4
C 1324	CHIP CAP.	0.1uF	10V	B	GRM155B11A104KA01D	K22108802		1-	B	a4
C 1325	CHIP CAP.	0.0022uF	50V	B	UMK105B222KW-F	K22178833		1-	B	a3
C 1326	CHIP CAP.	0.01uF	25V	B	GRM155B11E103KA01D	K22148834		1-	B	a3
C 1327	CHIP CAP.	0.033uF	10V	B	GRM155B11A333KA01D	K22108803		1-	A	B3
C 1328	CHIP CAP.	0.1uF	10V	B	GRM155B11A104KA01D	K22108802		1-	A	B3
C 1329	CHIP CAP.	0.001uF	50V	B	UMK105B102KW-F	K22178829		1-	B	a2
C 1330	CHIP CAP.	0.001uF	50V	B	UMK105B102KW-F	K22178829		1-	A	C2
C 1331	CHIP TA.CAP.	10uF	10V		TEESVP1A106M8R	K78100074		1-	A	C2
C 1332	CHIP CAP.	0.22uF	10V	B	GRM155B31A224KE18D	K22108808		1-	A	C2
C 1333	CHIP TA.CAP.	68uF	10V		TEESVB21A686M8R	K78100090		1-	A	C2
C 1334	CHIP CAP.	11pF	50V	CH	GRM1552C1H110JA01D	K22178213		1-	A	A1
C 1335	CHIP CAP.	22pF	50V	CH	GRM1552C1H220GA01D	K22179707		1-2	A	A1
C 1335	CHIP CAP.	33pF	50V	CH	GRM1552C1H330JA01D	K22178224	AUSTRALIA	3-	A	A1
C 1335	CHIP CAP.	22pF	50V	CH	GRM1552C1H220GA01D	K22179707	EUROPE	3-	A	A1
C 1335	CHIP CAP.	33pF	50V	CH	GRM1552C1H330JA01D	K22178224	EUROPE	6-	A	A1
C 1335	CHIP CAP.	33pF	50V	CH	GRM1552C1H330JA01D	K22178224	EXPORT	3-	A	A1
C 1335	CHIP CAP.	33pF	50V	CH	GRM1552C1H330JA01D	K22178224	USA	3-	A	A1
C 1336	CHIP CAP.	11pF	50V	CH	GRM1552C1H110JA01D	K22178213		1-	A	A1
C 1337	CHIP CAP.	30pF	50V	CH	GRM1552C1H300JZ01D	K22178223		1-	A	A2
C 1339	CHIP CAP.	1pF	50V	CK	GRM1554C1H1R0BA01D	K22178287		1-	B	c1
C 1340	CHIP CAP.	100pF	50V	CH	GRM1552C1H101JA01D	K22178236		1-	B	b2
C 1341	CHIP CAP.	0.5pF	50V	CK	GRM1554C1HR50BA01D	K22178285		1-	B	c1
C 1342	CHIP CAP.	0.001uF	50V	B	UMK105B102KW-F	K22178829		1-	A	A1
C 1343	CHIP CAP.	0.001uF	50V	B	UMK105B102KW-F	K22178829		1-	A	A1
C 1344	CHIP CAP.	30pF	50V	CH	GRM1552C1H300JZ01D	K22178223		1-3	A	A2
C 1344	CHIP CAP.	30pF	50V	CH	GRM1552C1H300JZ01D	K22178223	AUSTRALIA	4-	A	A2
C 1344	CHIP CAP.	30pF	50V	CH	GRM1552C1H300JZ01D	K22178223	EUROPE	4-	A	A2
C 1344	CHIP CAP.	27pF	50V	CH	GRM1552C1H270JA01D	K22178222	EUROPE	6-	A	A2
C 1344	CHIP CAP.	27pF	50V	CH	GRM1552C1H270JA01D	K22178222	EXPORT	4-	A	A2
C 1344	CHIP CAP.	30pF	50V	CH	GRM1552C1H300JZ01D	K22178223	USA	4-	A	A2
C 1345	CHIP CAP.	15pF	50V	CH	GRM1552C1H150JZ01D	K22178216		1-	B	c1
C 1346	CHIP CAP.	0.001uF	50V	B	UMK105B102KW-F	K22178829		1-	B	b1
C 1347	CHIP CAP.	0.001uF	50V	B	UMK105B102KW-F	K22178829		1-	B	c1
C 1349	CHIP CAP.	0.022uF	16V	B	GRM155B11C223KA01D	K22128806		1-	A	A3
C 1350	CHIP CAP.	0.033uF	10V	B	GRM155B11A333KA01D	K22108803		1-	A	A3
C 1351	CHIP CAP.	0.033uF	10V	B	GRM155B11A333KA01D	K22108803		1-	A	A3
C 1352	CHIP CAP.	0.001uF	50V	B	UMK105B102KW-F	K22178829		1-	A	A3
C 1353	CHIP CAP.	4.7uF	4V	BJ	AMK105BJ475MV-F	K22068801		1-	A	A3
C 1354	CHIP CAP.	0.047uF	10V	B	GRM155B11A473KA01D	K22108801		1-	B	b4
C 1355	CHIP CAP.	0.001uF	50V	B	UMK105B102KW-F	K22178829		1-	B	b4
C 1356	CHIP CAP.	0.01uF	25V	B	GRM155B11E103KA01D	K22148834		1-	B	b4
C 1358	CHIP CAP.	0.001uF	50V	B	UMK105B102KW-F	K22178829		1-	A	A3
C 1359	CHIP CAP.	0.047uF	10V	B	GRM155B11A473KA01D	K22108801		1-	B	a3
C 1360	CHIP CAP.	0.001uF	50V	B	UMK105B102KW-F	K22178829		1-	B	a3
C 1361	CHIP CAP.	0.01uF	25V	B	GRM155B11E103KA01D	K22148834		1-	B	a3
C 1362	CHIP TA.CAP.	47uF	4V		TEESVP0G476M8R	K78060050		1-	A	C2
C 1363	CHIP CAP.	0.001uF	50V	B	UMK105B102KW-F	K22178829		1-	A	C2
C 1365	CHIP CAP.	4.7uF	6.3V	B	JMK107BJ475MA-T	K22084803		1-	A	C2
C 1366	CHIP CAP.	0.001uF	50V	B	UMK105B102KW-F	K22178829		1-	A	A1
C 1367	CHIP CAP.	0.001uF	50V	B	UMK105B102KW-F	K22178829		1-	A	A1
C 1368	CHIP CAP.	0.001uF	50V	B	UMK105B102KW-F	K22178829		1-	A	A1
C 1369	CHIP CAP.	0.001uF	50V	B	UMK105B102KW-F	K22178829		1-	A	A1
C 1370	CHIP CAP.	1.5pF	50V	CK	GRM1554C1H1R5BA01D	K22178288		1-	A	A1
C 1372	CHIP CAP.	10pF	50V	CH	GRM1552C1H100BA01D	K22178297		1-	A	A1
C 1373	CHIP CAP.	680pF	50V	B	GRM155B11H681KA01D	K22178807		1-	A	A2
C 1375	CHIP CAP.	0.001uF	50V	B	UMK105B102KW-F	K22178829		1-	B	c1
C 1378	CHIP CAP.	33pF	50V	CH	GRM1552C1H330JA01D	K22178224		1-	B	c1
C 1379	CHIP CAP.	22pF	50V	CH	GRM1552C1H220GA01D	K22179707		1-	B	c1
C 1380	CHIP CAP.	68pF	50V	CH	GRM1552C1H680JA01D	K22178232		1-	B	b2
C 1382	CHIP CAP.	4.7uF	4V	BJ	AMK105BJ475MV-F	K22068801		1-	A	A3
C 1383	CHIP CAP.	0.001uF	50V	B	UMK105B102KW-F	K22178829		1-	B	b3
C 1384	CHIP CAP.	0.01uF	25V	B	GRM155B11E103KA01D	K22148834		1-	B	b3
C 1385	CHIP CAP.	4.7uF	4V	BJ	AMK105BJ475MV-F	K22068801		1-	A	A3
C 1386	CHIP CAP.	0.001uF	50V	B	UMK105B102KW-F	K22178829		1-	B	b3
C 1387	CHIP TA.CAP.	10uF	6.3V		TEESVP0J106M8R	K78080055		1-	B	c3
C 1388	CHIP CAP.	0.001uF	50V	B	UMK105B102KW-F	K22178829		1-	B	c3
C 1389	CHIP TA.CAP.	47uF	4V		TEESVP0G476M8R	K78060050		1-	B	c3

RF Unit

Parts List

REF	DESCRIPTION	VALUE	V/W	TOL.	MFR'S DESIG	YAESU P/N	VERS.	LOT	SIDE	LAY ADR
C 1390	CHIP CAP.	1uF	6.3V	B	GRM155B30J105KE18D	K22088803		1-	A	A3
C 1391	CHIP TA.CAP.	47uF	4V		TEESVP0G476M8R	K78060050		1-	A	A3
C 1392	CHIP CAP.	0.001uF	50V	B	UMK105B102KW-F	K22178829		1-	A	A2
C 1393	CHIP CAP.	0.001uF	50V	B	UMK105B102KW-F	K22178829		1-	A	A3
C 1394	CHIP CAP.	0.1uF	10V	B	GRM155B11A104KA01D	K22108802		1-	B	b4
C 1395	CHIP CAP.	0.1uF	10V	B	GRM155B11A104KA01D	K22108802		1-	B	a3
C 1396	CHIP CAP.	0.0068uF	25V	B	GRM155B11E682KA01D	K22148803		1-	B	b4
C 1397	CHIP CAP.	0.0068uF	25V	B	GRM155B11E682KA01D	K22148803		1-	B	a4
C 1398	CHIP CAP.	0.01uF	25V	B	GRM155B11E103KA01D	K22148834		1-	A	B2
C 1401	CHIP CAP.	10pF	50V	CH	GRM1552C1H100BA01D	K22178297		1-	A	A1
C 1402	CHIP CAP.	6pF	50V	CH	GRM1552C1H6R0DA01D	K22178208		1-	A	A1
C 1403	CHIP CAP.	9pF	50V	CH	GRM1552C1H9R0DA01D	K22178211		1-2	A	A1
C 1403	CHIP CAP.	8pF	50V	CH	GRM1552C1H8R0DA01D	K22178210	AUSTRALIA	3-	A	A1
C 1403	CHIP CAP.	9pF	50V	CH	GRM1552C1H9R0DA01D	K22178211	EUROPE	3-	A	A1
C 1403	CHIP CAP.	8pF	50V	CH	GRM1552C1H8R0DA01D	K22178210	EUROPE	6-	A	A1
C 1403	CHIP CAP.	8pF	50V	CH	GRM1552C1H8R0DA01D	K22178210	EXPORT	3-	A	A1
C 1403	CHIP CAP.	8pF	50V	CH	GRM1552C1H8R0DA01D	K22178210	USA	3-	A	A1
C 1405	CHIP CAP.	15pF	50V	CH	GRM1552C1H150JZ01D	K22178216		1-	A	A1
C 1406	CHIP CAP.	3pF	50V	CJ	GRM1553C1H3R0BA01D	K22178290		1-	A	A1
C 1407	CHIP CAP.	0.001uF	50V	B	UMK105B102KW-F	K22178829		1-	A	A1
C 1408	CHIP CAP.	56pF	50V	CH	GRM1552C1H560JA01D	K22178230		1-	B	c1
C 1409	CHIP CAP.	47pF	50V	CH	GRM1552C1H470JA01D	K22178228		1-	B	c1
C 1411	CHIP CAP.	39pF	50V	CH	GRM1552C1H390JA01D	K22178226		1-	B	c1
C 1412	CHIP CAP.	3pF	50V	CJ	GRM1553C1H3R0BA01D	K22178290		1-	B	b1
C 1413	CHIP CAP.	27pF	50V	CH	GRM1552C1H270JA01D	K22178222		1-	B	c1
C 1414	CHIP CAP.	47pF	50V	CH	GRM1552C1H470JA01D	K22178228		1-	A	A1
C 1415	CHIP CAP.	22pF	50V	CH	GRM1552C1H220GA01D	K22179707		1-	A	A1
C 1418	CHIP CAP.	2pF	50V	CK	GRM1554C1H2R0CA01D	K22178204		1-	A	B2
C 1419	CHIP CAP.	0.001uF	50V	B	UMK105B102KW-F	K22178829		1-	B	b3
C 1420	CHIP CAP.	0.001uF	50V	B	UMK105B102KW-F	K22178829		1-	B	b3
C 1421	CHIP CAP.	0.001uF	50V	B	UMK105B102KW-F	K22178829		1-	B	a1
C 1422	CHIP CAP.	0.001uF	50V	B	UMK105B102KW-F	K22178829		1-	B	a1
C 1423	CHIP CAP.	0.001uF	50V	B	UMK105B102KW-F	K22178829		1-	B	a1
C 1424	CHIP CAP.	0.001uF	50V	B	UMK105B102KW-F	K22178829		1-	B	a1
C 1425	CHIP TA.CAP.	10uF	6.3V		TEESVP0J106M8R	K78080055		1-	B	a1
C 1426	CHIP CAP.	0.0012uF	50V	B	GRM155B11H122KA01	K22178810		1-	B	b4
C 1427	CHIP CAP.	0.001uF	50V	B	UMK105B102KW-F	K22178829		1-	B	a4
C 1428	CHIP CAP.	0.0012uF	50V	B	GRM155B11H122KA01	K22178810		1-	B	b4
C 1429	CHIP CAP.	0.0012uF	50V	B	GRM155B11H122KA01	K22178810		1-	B	a4
C 1430	CHIP CAP.	0.0012uF	50V	B	GRM155B11H122KA01	K22178810		1-	B	b4
C 1431	CHIP CAP.	0.0012uF	50V	B	GRM155B11H122KA01	K22178810		1-	B	a4
C 1432	CHIP CAP.	0.01uF	25V	B	GRM155B11E103KA01D	K22148834		1-	B	c4
C 1433	CHIP CAP.	4.7uF	4V	BJ	AMK105BJ475MV-F	K22068801		1-	B	a4
C 1434	CHIP CAP.	4.7uF	4V	BJ	AMK105BJ475MV-F	K22068801		1-	B	c4
C 1435	CHIP CAP.	0.1uF	10V	B	GRM155B11A104KA01D	K22108802		1-	B	b4
C 1436	CHIP CAP.	0.1uF	10V	B	GRM155B11A104KA01D	K22108802		1-	B	a4
C 1437	CHIP CAP.	1pF	50V	CK	GRM1554C1H1R0BA01D	K22178287		1-	A	A1
C 1438	CHIP CAP.	10pF	50V	CH	GRM1552C1H100BA01D	K22178297		1-	A	A1
C 1439	CHIP CAP.	0.5pF	50V	CK	GRM1554C1HR50BA01D	K22178285		1-	A	A1
C 1441	CHIP CAP.	47pF	50V	CH	GRM1552C1H470JA01D	K22178228		1-	B	c1
C 1442	CHIP CAP.	7pF	50V	CH	GRM1552C1H7R0DA01D	K22178209		1-	A	A1
C 1443	CHIP CAP.	47pF	50V	CH	GRM1552C1H470JA01D	K22178228		1-	A	B1
C 1444	CHIP CAP.	47pF	50V	CH	GRM1552C1H470JA01D	K22178228		1-	A	A1
C 1446	CHIP CAP.	68pF	50V	CH	GRM1552C1H680JA01D	K22178232		1-	A	A1
C 1447	CHIP CAP.	15pF	50V	CH	GRM1552C1H150JZ01D	K22178216		1-	A	A1
C 1448	CHIP CAP.	15pF	50V	CH	GRM1552C1H150JZ01D	K22178216		1-	A	A1
C 1449	CHIP CAP.	0.001uF	50V	B	UMK105B102KW-F	K22178829		1-	A	A3
C 1450	CHIP CAP.	0.01uF	25V	B	GRM155B11E103KA01D	K22148834		1-	B	a4
C 1451	CHIP CAP.	0.1uF	10V	B	GRM155B11A104KA01D	K22108802		1-	A	B1
C 1453	CHIP CAP.	0.001uF	50V	B	UMK105B102KW-F	K22178829		1-	A	B1
C 1455	CHIP CAP.	0.001uF	50V	B	UMK105B102KW-F	K22178829		1-	B	c2
C 1456	CHIP CAP.	27pF	50V	CH	GRM1552C1H270JA01D	K22178222		1-2	A	A2
C 1456	CHIP CAP.	22pF	50V	CH	GRM1552C1H220GA01D	K22179707	AUSTRALIA	3-	A	A2
C 1456	CHIP CAP.	27pF	50V	CH	GRM1552C1H270JA01D	K22178222	EUROPE	3-	A	A2
C 1456	CHIP CAP.	22pF	50V	CH	GRM1552C1H220GA01D	K22179707	EUROPE	6-	A	A2
C 1456	CHIP CAP.	22pF	50V	CH	GRM1552C1H220GA01D	K22179707	EXPORT	3-	A	A2
C 1456	CHIP CAP.	22pF	50V	CH	GRM1552C1H220GA01D	K22179707	USA	3-	A	A2
C 1458	CHIP CAP.	33pF	50V	CH	GRM1552C1H330JA01D	K22178224		1-2	A	A1
C 1458	CHIP CAP.	27pF	50V	CH	GRM1552C1H270JA01D	K22178222	AUSTRALIA	3-	A	A1
C 1458	CHIP CAP.	33pF	50V	CH	GRM1552C1H330JA01D	K22178224	EUROPE	3-	A	A1
C 1458	CHIP CAP.	27pF	50V	CH	GRM1552C1H270JA01D	K22178222	EUROPE	6-	A	A1
C 1458	CHIP CAP.	27pF	50V	CH	GRM1552C1H270JA01D	K22178222	EXPORT	3-	A	A1
C 1458	CHIP CAP.	27pF	50V	CH	GRM1552C1H270JA01D	K22178222	USA	3-	A	A1

RF Unit Parts List

REF	DESCRIPTION	VALUE	V/W	TOL.	MFR'S DESIG	YAESU P/N	VERS.	LOT	SIDE	LAY ADR
C 1459	CHIP CAP.	18pF	50V	CH	GRM1552C1H180JA01D	K22178218		1-2	A	A1
C 1459	CHIP CAP.	11pF	50V	CH	GRM1552C1H110JA01D	K22178213	AUSTRALIA	3-	A	A1
C 1459	CHIP CAP.	18pF	50V	CH	GRM1552C1H180JA01D	K22178218	EUROPE	3-	A	A1
C 1459	CHIP CAP.	11pF	50V	CH	GRM1552C1H110JA01D	K22178213	EUROPE	6-	A	A1
C 1459	CHIP CAP.	11pF	50V	CH	GRM1552C1H110JA01D	K22178213	EXPORT	3-	A	A1
C 1459	CHIP CAP.	11pF	50V	CH	GRM1552C1H110JA01D	K22178213	USA	3-	A	A1
C 1460	CHIP CAP.	0.001uF	50V	B	UMK105B102KW-F	K22178829		1-	A	A1
C 1461	CHIP CAP.	2pF	50V	CK	GRM1554C1H2R0BA01D	K22178289		1-2	A	A1
C 1461	CHIP CAP.	1pF	50V	CK	GRM1554C1H1R0BA01D	K22178287	AUSTRALIA	3-	A	A1
C 1461	CHIP CAP.	2pF	50V	CK	GRM1554C1H2R0BA01D	K22178289	EUROPE	3-	A	A1
C 1461	CHIP CAP.	1pF	50V	CK	GRM1554C1H1R0BA01D	K22178287	EUROPE	6-	A	A1
C 1461	CHIP CAP.	1pF	50V	CK	GRM1554C1H1R0BA01D	K22178287	EXPORT	3-	A	A1
C 1461	CHIP CAP.	1pF	50V	CK	GRM1554C1H1R0BA01D	K22178287	USA	3-	A	A1
C 1462	CHIP CAP.	3pF	50V	CJ	GRM1553C1H3R0BA01D	K22178290		1-2	A	A1
C 1462	CHIP CAP.	2pF	50V	CK	GRM1554C1H2R0BA01D	K22178289	AUSTRALIA	3-	A	A1
C 1462	CHIP CAP.	3pF	50V	CJ	GRM1553C1H3R0BA01D	K22178290	EUROPE	3-	A	A1
C 1462	CHIP CAP.	2pF	50V	CK	GRM1554C1H2R0BA01D	K22178289	EUROPE	6-	A	A1
C 1462	CHIP CAP.	2pF	50V	CK	GRM1554C1H2R0BA01D	K22178289	EXPORT	3-	A	A1
C 1462	CHIP CAP.	2pF	50V	CK	GRM1554C1H2R0BA01D	K22178289	USA	3-	A	A1
C 1463	CHIP CAP.	27pF	50V	CH	GRM1552C1H270JA01D	K22178222		1-	A	A1
C 1464	CHIP CAP.	0.0022uF	50V	B	GRM155B11H222KA01D	K22178813		1-	A	B3
C 1465	CHIP CAP.	0.001uF	50V	B	UMK105B102KW-F	K22178829		1-	A	A3
C 1467	CHIP TA.CAP.	47uF	4V		TEESVP0G476M8R	K78060050		1-	A	A3
C 1468	CHIP TA.CAP.	47uF	4V		TEESVP0G476M8R	K78060050		1-	A	B3
C 1469	CHIP CAP.	1uF	6.3V	B	GRM155B30J105KE18D	K22088803		1-	A	B3
C 1470	CHIP CAP.	0.001uF	50V	B	UMK105B102KW-F	K22178829		1-	B	c3
C 1471	CHIP CAP.	0.01uF	25V	B	GRM155B11E103KA01D	K22148834		1-	B	c3
C 1472	CHIP CAP.	2pF	50V	CK	GRM1554C1H2R0BA01D	K22178289		1-	B	b3
C 1474	CHIP CAP.	0.01uF	25V	B	GRM155B11E103KA01D	K22148834		1-	B	c3
C 1475	CHIP CAP.	0.01uF	25V	B	GRM155B11E103KA01D	K22148834		1-	B	b3
C 1476	CHIP CAP.	33pF	50V	CH	GRM1552C1H330JA01D	K22178224		1-	B	b3
C 1476	CHIP CAP.	33pF	50V	CH	GRM1552C1H330GZ01D	K22179708		3-	B	b3
C 1477	CHIP CAP.	68pF	50V	CH	GRM1552C1H680JA01D	K22178232		1-	B	b3
C 1478	CHIP CAP.	0.001uF	50V	B	UMK105B102KW-F	K22178829		1-	B	b3
C 1479	CHIP CAP.	0.01uF	25V	B	GRM155B11E103KA01D	K22148834		1-	B	b3
C 1480	CHIP CAP.	5pF	50V	CH	GRM1552C1H5R0CA01D	K22178207		1-	B	b3
C 1481	CHIP CAP.	0.001uF	50V	B	UMK105B102KW-F	K22178829		1-	B	b4
C 1482	CHIP CAP.	1pF	50V	CK	GRM1554C1H1R0BA01D	K22178287		1-	B	b3
C 1484	CHIP CAP.	0.01uF	25V	B	GRM155B11E103KA01D	K22148834		1-	B	b3
C 1485	CHIP CAP.	0.01uF	25V	B	GRM155B11E103KA01D	K22148834		1-	B	b3
C 1486	CHIP CAP.	27pF	50V	CH	GRM1552C1H270JA01D	K22178222		1-	B	b3
C 1486	CHIP CAP.	27pF	50V	CH	GRM1552C1H270GA01D	K22179726		3-	B	b3
C 1487	CHIP CAP.	51pF	50V	CH	GRM1552C1H510JZ01D	K22178229		1-	B	b3
C 1487	CHIP CAP.	51pF	50V	CH	GRM1552C1H510GZ01D	K22179710		3-	B	b3
C 1488	CHIP CAP.	47pF	50V	CH	GRM1552C1H470JA01D	K22178228		1-	B	b3
C 1488	CHIP CAP.	47pF	50V	CH	GRM1552C1H470GA01D	K22179709		3-	B	b3
C 1489	CHIP CAP.	0.001uF	50V	B	UMK105B102KW-F	K22178829		1-	B	b3
C 1490	CHIP CAP.	4pF	50V	CH	GRM1552C1H4R0CA01D	K22178206		1-	B	b3
C 1491	CHIP CAP.	0.001uF	50V	B	UMK105B102KW-F	K22178829		1-	B	b4
C 1493	CHIP CAP.	0.5pF	50V	CK	GRM1554C1HR50BA01D	K22178285		1-	B	b3
C 1495	CHIP CAP.	0.01uF	25V	B	GRM155B11E103KA01D	K22148834		1-	B	b3
C 1496	CHIP CAP.	0.01uF	25V	B	GRM155B11E103KA01D	K22148834		1-	B	b3
C 1497	CHIP CAP.	11pF	50V	CH	GRM1552C1H110JA01D	K22178213		1-	B	b3
C 1497	CHIP CAP.	9.5pF	50V	CH	GRM1552C1H9R5DZ01D	K22179722		3	B	b3
C 1497	CHIP CAP.	9.5pF	50V	CH	GRM1552C1H9R5BA01D	K22179730		4-	B	b3
C 1498	CHIP CAP.	27pF	50V	CH	GRM1552C1H270JA01D	K22178222		1-	B	b3
C 1498	CHIP CAP.	27pF	50V	CH	GRM1552C1H270GA01D	K22179726		3-	B	b3
C 1499	CHIP CAP.	22pF	50V	CH	GRM1552C1H220GA01D	K22179707		1-	B	b3
C 1500	CHIP CAP.	0.001uF	50V	B	UMK105B102KW-F	K22178829		1-	B	b3
C 1501	CHIP CAP.	4pF	50V	CH	GRM1552C1H4R0CA01D	K22178206		1-	B	b3
C 1502	CHIP CAP.	10pF	50V	CH	GRM1552C1H100BA01D	K22178297		1-	B	b3
C 1503	CHIP CAP.	15pF	50V	CH	GRM1552C1H150JZ01D	K22178216		1-	B	b3
C 1505	CHIP CAP.	0.01uF	25V	B	GRM155B11E103KA01D	K22148834		1-	B	b3
C 1506	CHIP CAP.	0.001uF	50V	B	UMK105B102KW-F	K22178829		1-	B	b3
C 1507	CHIP CAP.	0.001uF	50V	B	UMK105B102KW-F	K22178829		1-	B	b3
C 1508	CHIP CAP.	47pF	50V	CH	GRM1552C1H470JA01D	K22178228		1-	B	b3
C 1509	CHIP CAP.	10pF	50V	CH	GRM1552C1H100BA01D	K22178297		1-	B	b3
C 1510	CHIP CAP.	10pF	50V	CH	GRM1552C1H100BA01D	K22178297		1-	B	b3
C 1511	CHIP CAP.	0.001uF	50V	B	UMK105B102KW-F	K22178829		1-	B	b3
C 1514	CHIP CAP.	0.01uF	25V	B	GRM155B11E103KA01D	K22148834		1-	B	b3
C 1515	CHIP CAP.	0.01uF	25V	B	GRM155B11E103KA01D	K22148834		1-	B	a3
C 1516	CHIP CAP.	27pF	50V	CH	GRM1552C1H270JA01D	K22178222		1-	B	a3
C 1517	CHIP CAP.	51pF	50V	CH	GRM1552C1H510JZ01D	K22178229		1-	B	a3

RF Unit Parts List

REF	DESCRIPTION	VALUE	V/W	TOL.	MFR'S DESIG	YAESU P/N	VERS.	LOT	SIDE	LAY ADR
C 1518	CHIP CAP.	47pF	50V	CH	GRM1552C1H470JA01D	K22178228		1-	B	b3
C 1519	CHIP CAP.	0.001uF	50V	B	UMK105B102KW-F	K22178829		1-	B	a3
C 1520	CHIP CAP.	4pF	50V	CH	GRM1552C1H4R0CA01D	K22178206		1-	B	a3
C 1521	CHIP CAP.	0.001uF	50V	B	UMK105B102KW-F	K22178829		1-	B	a3
C 1522	CHIP CAP.	0.01uF	25V	B	GRM155B11E103KA01D	K22148834		1-	B	a3
C 1525	CHIP CAP.	0.01uF	25V	B	GRM155B11E103KA01D	K22148834		1-	B	a3
C 1526	CHIP CAP.	0.01uF	25V	B	GRM155B11E103KA01D	K22148834		1-	B	a3
C 1527	CHIP CAP.	4pF	50V	CH	GRM1552C1H4R0CA01D	K22178206		1-	B	a3
C 1528	CHIP CAP.	22pF	50V	CH	GRM1552C1H220GA01D	K22179707		1-	B	a3
C 1529	CHIP CAP.	12pF	50V	CH	GRM1552C1H120JA01D	K22178214		1-	B	a3
C 1530	CHIP CAP.	0.001uF	50V	B	UMK105B102KW-F	K22178829		1-	B	a3
C 1531	CHIP CAP.	4pF	50V	CH	GRM1552C1H4R0CA01D	K22178206		1-	B	a3
C 1532	CHIP CAP.	10pF	50V	CH	GRM1552C1H100BA01D	K22178297		1-	B	a3
C 1533	CHIP CAP.	0.001uF	50V	B	UMK105B102KW-F	K22178829		1-	B	a3
C 1534	CHIP CAP.	0.001uF	50V	B	UMK105B102KW-F	K22178829		1-	B	a3
C 1535	CHIP CAP.	0.001uF	50V	B	UMK105B102KW-F	K22178829		1-	B	b3
C 1536	CHIP CAP.	0.001uF	50V	B	UMK105B102KW-F	K22178829		1-	B	a3
C 1537	CHIP CAP.	15pF	50V	CH	GRM1552C1H150JZ01D	K22178216		1-	B	a3
C 1538	CHIP CAP.	10pF	50V	CH	GRM1552C1H100BA01D	K22178297		1-	B	a3
C 1539	CHIP CAP.	10pF	50V	CH	GRM1552C1H100BA01D	K22178297		1-	B	a3
C 1540	CHIP CAP.	1uF	6.3V	B	GRM155B30J105KE18D	K22088803		1-	A	A4
C 1541	CHIP CAP.	56pF	50V	CH	GRM1552C1H560JA01D	K22178230		1-	B	a4
C 1543	CHIP CAP.	0.001uF	50V	B	UMK105B102KW-F	K22178829		1-	B	c1
C 1544	CHIP CAP.	0.001uF	50V	B	UMK105B102KW-F	K22178829		1-	B	b3
C 1545	CHIP CAP.	0.001uF	50V	B	UMK105B102KW-F	K22178829		1-	A	A3
C 1546	CHIP CAP.	0.001uF	50V	B	UMK105B102KW-F	K22178829		1-	A	A2
C 1547	CHIP CAP.	0.01uF	25V	B	GRM155B11E103KA01D	K22148834		1-	A	A3
C 1548	CHIP CAP.	5pF	50V	CH	GRM1552C1H5R0CA01D	K22178207		1-	B	a2
C 1549	CHIP CAP.	10pF	50V	CH	GRM1552C1H100JA01D	K22178212		1-	A	B3
C 1549	CHIP CAP.	10pF	50V	CH	GRM1552C1H100BA01D	K22178297		3-	A	B3
C 1550	CHIP CAP.	22pF	50V	CH	GRM1552C1H220GA01D	K22179707		1-	A	B2
C 1551	CHIP CAP.	0.01uF	25V	B	GRM155B11E103KA01D	K22148834		1-	B	a4
C 1553	CHIP CAP.	0.001uF	50V	B	UMK105B102KW-F	K22178829		1-	A	A2
C 1554	CHIP CAP.	43pF	50V	CH	GRM1552C1H430JD01D	K22178227		1-3	A	A2
C 1554	CHIP CAP.	43pF	50V	CH	GRM1552C1H430JD01D	K22178227	AUSTRALIA	4-	A	A2
C 1554	CHIP CAP.	43pF	50V	CH	GRM1552C1H430JD01D	K22178227	EUROPE	4-	A	A2
C 1554	CHIP CAP.	51pF	50V	CH	GRM1552C1H510JZ01D	K22178229	EUROPE	6-	A	A2
C 1554	CHIP CAP.	51pF	50V	CH	GRM1552C1H510JZ01D	K22178229	EXPORT	4-	A	A2
C 1554	CHIP CAP.	43pF	50V	CH	GRM1552C1H430JD01D	K22178227	USA	4-	A	A2
C 1556	CHIP CAP.	0.001uF	50V	B	UMK105B102KW-F	K22178829		1-	A	A2
C 1557	CHIP CAP.	27pF	50V	CH	GRM1552C1H270JA01D	K22178222		1-2	A	A2
C 1557	CHIP CAP.	47pF	50V	CH	GRM1552C1H470JA01D	K22178228	AUSTRALIA	3-	A	A2
C 1557	CHIP CAP.	27pF	50V	CH	GRM1552C1H270JA01D	K22178222	EUROPE	3-	A	A2
C 1557	CHIP CAP.	47pF	50V	CH	GRM1552C1H470JA01D	K22178228	EUROPE	6-	A	A2
C 1557	CHIP CAP.	47pF	50V	CH	GRM1552C1H470JA01D	K22178228	EXPORT	3-	A	A2
C 1557	CHIP CAP.	47pF	50V	CH	GRM1552C1H470JA01D	K22178228	USA	3-	A	A2
C 1559	CHIP CAP.	0.001uF	50V	B	UMK105B102KW-F	K22178829		1-	B	c3
C 1560	CHIP CAP.	0.001uF	50V	B	UMK105B102KW-F	K22178829		1-	A	A3
C 1561	CHIP CAP.	0.001uF	50V	B	UMK105B102KW-F	K22178829		1-	A	B3
C 1562	CHIP CAP.	0.001uF	50V	B	UMK105B102KW-F	K22178829		1-	A	B2
C 1564	CHIP CAP.	0.001uF	50V	B	UMK105B102KW-F	K22178829		1-	A	B3
C 1565	CHIP CAP.	100pF	50V	CH	GRM1552C1H101JA01D	K22178236		1-	A	B3
C 1566	CHIP CAP.	0.001uF	50V	B	UMK105B102KW-F	K22178829		1-	A	A4
C 1567	CHIP CAP.	0.001uF	50V	B	UMK105B102KW-F	K22178829		1-	A	A3
C 1568	CHIP CAP.	0.001uF	50V	B	UMK105B102KW-F	K22178829		1-	A	C2
C 1569	CHIP CAP.	0.01uF	25V	B	GRM155B11E103KA01D	K22148834		1-	A	C2
C 1570	CHIP CAP.	1uF	6.3V	B	GRM155B30J105KE18D	K22088803		1-	A	C2
C 1571	CHIP TA. CAP.	47uF	4V		TEESVP0G476M8R	K78060050		1-	B	c3
C 1573	CHIP CAP.	0.001uF	50V	B	UMK105B102KW-F	K22178829		1-	B	b2
C 1575	CHIP CAP.	27pF	50V	CH	GRM1552C1H270JA01D	K22178222		1-	A	A2
C 1576	CHIP CAP.	0.001uF	50V	B	UMK105B102KW-F	K22178829		1-	B	c4
C 1578	CHIP CAP.	0.001uF	50V	B	UMK105B102KW-F	K22178829		1-	A	B1
C 1579	CHIP CAP.	22pF	50V	CH	GRM1552C1H220GA01D	K22179707		1-	A	A1
C 1580	CHIP CAP.	0.001uF	50V	B	UMK105B102KW-F	K22178829		1-	A	B3
C 1581	CHIP CAP.	0.001uF	50V	B	UMK105B102KW-F	K22178829		1-	B	b2
C 1582	CHIP CAP.	0.5pF	50V	CK	GRM1554C1HR50BA01D	K22178285		1-		
C 1583	CHIP CAP.	3pF	50V	CJ	GRM1553C1H3R0BA01D	K22178290	EUROPE	6-		
CD1001	CERAMIC DISC				CDBKB450KCAY72-R0	H7901580		1-	A	B4
CD1002	CERAMIC DISC				CDBLB450KCAY07-B0	H7900930		1-		
CF1001	CERAMIC FILTER				LTWC450F	H3900563		1-	A	B4
CF1002	CERAMIC FILTER				LTWC450E	H3900565		1-	A	C4
D 1001	DIODE				1SS362(TE85R.F)	G2070268		1-	A	B2
D 1002	DIODE				1SS362(TE85R.F)	G2070268		1-	B	c1

RF Unit

Parts List

REF	DESCRIPTION	VALUE	V/W	TOL.	MFR'S DESIG	YAESU P/N	VERS.	LOT	SIDE	LAY ADR
D 1004	DIODE				1SS400G T2R	G2070934		1-	A	B2
D 1005	DIODE				1SS385FV(TPL3.Z)	G2071246		1-	A	B2
D 1006	DIODE				1SS400G T2R	G2070934		1-	B	b1
D 1007	DIODE				1SS400G T2R	G2070934		1-	A	A1
D 1008	DIODE				1SS400G T2R	G2070934		1-	A	B1
D 1010	DIODE				M1FM3-6063	G2071090		1-	B	a1
D 1011	DIODE				JDS2S03S(TPH3.F)	G2071062		1-	B	b2
D 1012	DIODE				JDS2S03S(TPH3.F)	G2071062		1-	A	B2
D 1013	DIODE				JDP2S04E(TAPE)	G2071180		1-	B	b2
D 1014	DIODE				JDP2S04E(TAPE)	G2071180		1-	A	B2
D 1015	DIODE				HVD358B KRF-E	G2070950		1-	B	b2
D 1016	DIODE				HVD358B KRF-E	G2070950		1-	A	B2
D 1017	DIODE				1SV308(TAPE)	G2071202		1-	A	B1
D 1018	DIODE				1SV325(TPH3.F)	G2070848		1-	A	B1
D 1019	DIODE				1SV325(TPH3.F)	G2070848		1-	A	B1
D 1020	DIODE				DAN222M T2L	G2070936		1-	A	B1
D 1021	DIODE				1SV308(TAPE)	G2071202		1-	B	b1
D 1022	DIODE				1SV325(TPH3.F)	G2070848		1-	B	b1
D 1023	DIODE				1SV325(TPH3.F)	G2070848		1-	B	b1
D 1025	DIODE				1SV308(TAPE)	G2071202		1-	A	B1
D 1026	DIODE				1SV308(TAPE)	G2071202		1-	A	B1
D 1029	DIODE				1SV331(TPH3.F)	G2071044		1-	B	b1
D 1030	DIODE				1SV331(TPH3.F)	G2071044		1-	B	b1
D 1033	DIODE				HVD358B KRF-E	G2070950		1-	B	b2
D 1034	DIODE				HVD358B KRF-E	G2070950		1-	A	B2
D 1035	DIODE				HVD358B KRF-E	G2070950		1-	B	b2
D 1036	DIODE				HVD358B KRF-E	G2070950		1-	A	B2
D 1037	DIODE				JDV2S07FS(TPL3.F)	G2071242		1-	A	B1
D 1038	DIODE				1SV325(TPH3.F)	G2070848		1-	A	B1
D 1039	DIODE				1SV325(TPH3.F)	G2070848		1-	A	B1
D 1040	DIODE				JDV2S07FS(TPL3.F)	G2071242		1-	A	B1
D 1041	DIODE				JDV2S07FS(TPL3.F)	G2071242		1-	B	b1
D 1042	DIODE				1SV325(TPH3.F)	G2070848		1-	B	b1
D 1043	DIODE				1SV325(TPH3.F)	G2070848		1-	B	b1
D 1044	DIODE				JDV2S07FS(TPL3.F)	G2071242		1-	B	b1
D 1045	DIODE				1SV325(TPH3.F)	G2070848		1-	A	B1
D 1046	DIODE				1SV325(TPH3.F)	G2070848		1-	A	B1
D 1050	DIODE				HVD358B KRF-E	G2070950		1-	B	a2
D 1051	DIODE				HVD358B KRF-E	G2070950		1-	A	B2
D 1052	DIODE				1SV325(TPH3.F)	G2070848		1-	A	B1
D 1053	DIODE				1SV325(TPH3.F)	G2070848		1-	A	B1
D 1054	DIODE				DAN222M T2L	G2070936		1-	A	B1
D 1055	DIODE				1SV325(TPH3.F)	G2070848		1-	B	b1
D 1056	DIODE				1SV325(TPH3.F)	G2070848		1-	B	b1
D 1058	DIODE				1SS385FV(TPL3.Z)	G2071246		1-	A	B1
D 1059	DIODE				1SS385FV(TPL3.Z)	G2071246		1-	A	B1
D 1062	DIODE				1SS400G T2R	G2070934		1-	B	a1
D 1064	DIODE				1SS400G T2R	G2070934		1-	B	a2
D 1065	DIODE				1SS400G T2R	G2070934		1-	A	B1
D 1066	DIODE				1SS400G T2R	G2070934		1-	A	B1
D 1067	DIODE				1SS400G T2R	G2070934		1-	A	B1
D 1068	DIODE				1SS400G T2R	G2070934		1-	B	a1
D 1071	DIODE				DAN222M T2L	G2070936		1-	A	B2
D 1072	DIODE				DAN222M T2L	G2070936		1-	A	B2
D 1073	DIODE				DA221M T2L	G2070940		1-	B	a2
D 1074	DIODE				DA221M T2L	G2070940		1-	A	C3
D 1076	DIODE				EDZ TE-61 5.1B	G2070998		1-	B	c2
D 1077	DIODE				DA221M T2L	G2070940		1-	B	b4
D 1078	DIODE				DA221M T2L	G2070940		1-	B	b4
D 1079	DIODE				DA221M T2L	G2070940		1-	B	a3
D 1080	DIODE				DA221M T2L	G2070940		1-	B	a3
D 1081	DIODE				RB751G-40T2R	G2071066		1-	A	C2
D 1082	DIODE				1SV307(TPH3.F)	G2070638		1-	A	A1
D 1083	DIODE				RB751G-40T2R	G2071066		1-	B	c1
D 1084	DIODE				RB751G-40T2R	G2071066		1-	A	A1
D 1085	DIODE				RB751G-40T2R	G2071066		1-	A	A1
D 1086	DIODE				1SV307(TPH3.F)	G2070638		1-	A	A1
D 1087	DIODE				1SV271(TPH3.F)	G2070476		1-	A	A1
D 1088	DIODE				HSC277TRF-E	G2070584		1-	A	A1
D 1089	DIODE				1SV307(TPH3.F)	G2070638		1-	B	c1
D 1090	DIODE				1SV307(TPH3.F)	G2070638		1-	B	c1
D 1091	DIODE				DAN222M T2L	G2070936		1-	A	B2
D 1092	DIODE				1SS385(TE85L.F)	G2070880		1-	A	A3

RF Unit

Parts List

REF	DESCRIPTION	VALUE	V/W	TOL.	MFR'S DESIG	YAESU P/N	VERS.	LOT	SIDE	LAY ADR
D 1093	DIODE				1SS400G T2R	G2070934		1-	B	c3
D 1094	DIODE				1SV271(TPH3.F)	G2070476		1-	A	A1
D 1095	DIODE				HSC277TRF-E	G2070584		1-	B	c1
D 1096	DIODE				HN2D01FU(TE85R.F)	G2070348		1-	A	B2
D 1097	SURGE ABSORBER				EZAEG2A50AX	Q9000868		1-	A	A1
D 1098	DIODE				1SV325(TPH3.F)	G2070848		1-	B	c3
D 1099	DIODE				1SV325(TPH3.F)	G2070848		1-	B	b3
D 1100	DIODE				HSC277TRF-E	G2070584		1-	B	c3
D 1101	DIODE				HSC277TRF-E	G2070584		1-	B	b3
D 1102	DIODE				1SV325(TPH3.F)	G2070848		1-	B	b3
D 1103	DIODE				1SV325(TPH3.F)	G2070848		1-	B	b3
D 1104	DIODE				1SV325(TPH3.F)	G2070848		1-	B	b3
D 1105	DIODE				HSC277TRF-E	G2070584		1-	B	b3
D 1106	DIODE				HSC277TRF-E	G2070584		1-	B	b3
D 1107	DIODE				1SV331(TPH3.F)	G2071044		1-	B	b3
D 1108	DIODE				HSC277TRF-E	G2070584		1-	B	b3
D 1109	DIODE				HSC277TRF-E	G2070584		1-	B	b3
D 1110	DIODE				1SS400G T2R	G2070934		1-	B	b3
D 1111	DIODE				1SS400G T2R	G2070934		1-	B	b3
D 1112	DIODE				1SS400G T2R	G2070934		1-	B	b3
D 1113	DIODE				1SV325(TPH3.F)	G2070848		1-	B	a3
D 1114	DIODE				1SV325(TPH3.F)	G2070848		1-	B	a3
D 1116	DIODE				HSC277TRF-E	G2070584		1-	B	a3
D 1117	DIODE				HVD355B	G2070948		1-	B	a3
D 1119	DIODE				HSC277TRF-E	G2070584		1-	B	a3
D 1120	DIODE				1SS400G T2R	G2070934		1-	B	a3
D 1121	DIODE				1SS400G T2R	G2070934		1-	B	a3
D 1122	DIODE				RB751G-40T2R	G2071066		1-	B	a4
D 1123	DIODE				1SV331(TPH3.F)	G2071044		1-	B	b3
D 1124	DIODE				1SS400G T2R	G2070934		1-	B	a4
D 1125	DIODE				1SV308(TAPE)	G2071202		1-	A	A2
FB1001	CHIP COIL				BLM21PG300SN1D	L1690840		1-	B	a2
FB1002	CHIP COIL				BLM21PG300SN1D	L1690840		1-	B	a1
FB1003	CHIP COIL				BLM21PG300SN1D	L1690840		1-	A	B1
FB1004	CHIP COIL				BLM21PG300SN1D	L1690840		1-	A	B2
HS1001	HEATSINK PLATE				(H029)	RA10141100		1-	B	c2
J 1001	CONNECTOR				MJC-007-B2T-B-2	P0091555		1-	A	C2
J 1004	CONNECTOR				AXK6S50637YG	P0091531		1-	A	A4
L 1001	M.RFC	0.01uH		5%	C1005C-10NJ-RF	L1691347		1-	B	b1
L 1002	M.RFC	0.018uH		5%	C1005C-18NJ-RF	L1691363		1-	A	B2
L 1003	M.RFC	0.0082uH			TFL0510-8N2	L1690810		1-	B	b1
L 1004	M.RFC	0.0047uH			TFL0510-4N7	L1690807		1	B	b1
L 1004	M.RFC				LL1005-FHL4N7C	L1691790		2-	B	b1
L 1006	M.RFC	0.0068uH		5%	C1608CB-6N8J-RF	L1691093		1-	A	B2
L 1007	M.RFC	0.022uH			TFL0510-22N	L1690815		1-	A	B2
L 1008	M.RFC	0.15uH		2%	C1608CB-R15G-RF	L1691101		1-	B	b1
L 1009	M.RFC	0.056uH		5%	C1005C-56NJ-RF	L1691557		1-	B	b1
L 1010	M.RFC	0.15uH		2%	C1608CB-R15G-RF	L1691101		1-	B	b1
L 1011	M.RFC	10uH			LK1608 100K-T	L1690689		1-	A	B1
L 1012	M.RFC	0.01uH		5%	C1005C-10NJ-RF	L1691347		1-	B	b1
L 1013	M.RFC	0.0068uH			TFL0510-6N8	L1690809		1-	B	b1
L 1014	CHIP COIL	0.0068uH			LQW18AN6N8C00D	L1690879		1-	B	b2
L 1017	CHIP COIL	0.0068uH			LQW18AN6N8C00D	L1690879		1-	A	B2
L 1018	M.RFC	0.01uH		2%	C1608CB-10NG-RF	L1691032		1-	B	b2
L 1019	M.RFC	0.01uH		2%	C1608CB-10NG-RF	L1691032		1-	A	B2
L 1020	M.RFC	0.15uH		2%	C1608CB-R15G-RF	L1691101		1-	A	B1
L 1021	M.RFC	0.68uH			LK1608 R68K-T	L1690416		1-	A	B1
L 1022	M.RFC	0.33uH		2%	C1608CB-R33G-RF	L1691106		1-	A	B1
L 1025	M.RFC	0.0027uH		5%	C1005C-2N7J-RF	L1691338		1-	B	b1
L 1027	M.RFC	0.01uH		2%	C1608CB-10NG-RF	L1691032		1-	B	b2
L 1028	M.RFC	0.01uH		2%	C1608CB-10NG-RF	L1691032		1-	A	B2
L 1029	M.RFC	0.01uH		2%	C1608CB-10NG-RF	L1691032		1-	B	b2
L 1030	M.RFC	0.01uH		2%	C1608CB-10NG-RF	L1691032		1-	A	B2
L 1031	M.RFC	0.082uH		2%	C1608CB-82NG-RF	L1691044		1-	A	B1
L 1032	M.RFC	0.082uH		2%	C1608CB-82NG-RF	L1691044		1-	A	B1
L 1033	M.RFC	0.082uH		2%	C1608CB-82NG-RF	L1691044		1-	B	b1
L 1034	M.RFC	0.082uH		2%	C1608CB-82NG-RF	L1691044		1-	B	b1
L 1035	M.RFC	0.33uH		2%	C1608CB-R33G-RF	L1691106		1-	A	B1
L 1037	M.RFC	0.0027uH		5%	C1005C-2N7J-RF	L1691338		1-	B	b1
L 1038	M.RFC	0.0047uH			TFL0510-4N7	L1690807		1	B	b1
L 1038	M.RFC				LL1005-FHL4N7C	L1691790		2-	B	b1
L 1041	M.RFC	0.01uH		2%	C1608CB-10NG-RF	L1691032		1-	B	b2
L 1042	M.RFC	0.01uH		2%	C1608CB-10NG-RF	L1691032		1-	A	B2

RF Unit Parts List

REF	DESCRIPTION	VALUE	V/W	TOL.	MFR'S DESIG	YAESU P/N	VERS.	LOT	SIDE	LAY ADR
L 1043	M.RFC	0.022uH			TFL0510-22N	L1690815		1-	B	a2
L 1044	M.RFC	0.022uH			TFL0510-22N	L1690815		1-	A	B2
L 1045	M.RFC	0.082uH		2%	C1608CB-82NG-RF	L1691044		1-	A	B1
L 1046	M.RFC	0.082uH		2%	C1608CB-82NG-RF	L1691044		1-	B	b1
L 1047	M.RFC	0.022uH			TFL0510-22N	L1690815		1-	A	B3
L 1050	M.RFC	0.015uH			TFL0510-15N	L1690813		1-	B	a2
L 1051	M.RFC	0.022uH			TFL0510-22N	L1690815		1-	A	B2
L 1052	M.RFC	0.039uH			TFL0510-39N	L1690818		1	A	B2
L 1052	M.RFC			2%	LL1005-FHL39NG	L1691780		2-3	A	B2
L 1052	M.RFC			2%	LL1005-FHL39NG	L1691780	AUSTRALIA	4-	A	B2
L 1052	M.RFC			2%	LL1005-FHL39NG	L1691780	EUROPE	4-	A	B2
L 1052	M.RFC	0.033uH		2%	LL1005-FHL33NG	L1691801	EUROPE	6-	A	B2
L 1052	M.RFC	0.033uH		2%	LL1005-FHL33NG	L1691801	EXPORT	4-	A	B2
L 1052	M.RFC			2%	LL1005-FHL39NG	L1691780	USA	4-	A	B2
L 1053	M.RFC	0.39uH			LK1608 R39K-T	L1690413		1-	B	a2
L 1054	M.RFC	0.39uH		2%	C1608CB-R39G-RF	L1691107		1-	A	B1
L 1055	M.RFC	0.039uH			TFL0510-39N	L1690818		1	A	A2
L 1055	M.RFC			2%	LL1005-FHL39NG	L1691780		2-	A	A2
L 1056	M.RFC	1uH			LK1608 1R0K-T	L1690687		1-	A	B3
L 1057	M.RFC	0.47uH			LK1608 R47K-T	L1690414		1-	A	B3
L 1058	M.RFC	0.01uH		2%	C1608CB-10NG-RF	L1691032		1-	A	A2
L 1059	M.RFC	1uH			LK1608 1R0K-T	L1690687		1-	A	B3
L 1060	M.RFC	0.47uH			LK1608 R47K-T	L1690414		1-	A	B3
L 1061	M.RFC	0.33uH		2%	C1608CB-R33G-RF	L1691106		1-	B	a2
L 1062	M.RFC	0.33uH		2%	C1608CB-R33G-RF	L1691106		1-	A	B2
L 1063	CHIP COIL	0.027uH		2%	LQW18AN27NG00D	L1690885		1-2	A	A2
L 1063	M.RFC	0.022uH		2%	C1608CB-22NG-RF	L1691036	AUSTRALIA	3-	A	A2
L 1063	CHIP COIL	0.027uH		2%	LQW18AN27NG00D	L1690885	EUROPE	3-	A	A2
L 1063	M.RFC	0.022uH		2%	C1608CB-22NG-RF	L1691036	EUROPE	6-	A	A2
L 1063	M.RFC	0.022uH		2%	C1608CB-22NG-RF	L1691036	EXPORT	3-	A	A2
L 1063	M.RFC	0.022uH		2%	C1608CB-22NG-RF	L1691036	USA	3-	A	A2
L 1064	COIL	0.0411uH			F2309C	L0023028		1-	A	A2
L 1065	M.RFC	33uH			LK1608 330M-T	L1690690		1-	A	A3
L 1066	COIL				E2 0.26-0.8-3T	L0023033		1-	A	A2
L 1067	M.RFC	0.015uH		2%	C1608CB-15NG-RF	L1691034		1-	A	A2
L 1068	M.RFC	0.022uH			TFL0510-22N	L1690815		1-	A	A3
L 1069	COIL				E2 0.25-1.9-8T-L	L0022550		1-	A	A1
L 1070	COIL				E2 0.35-1.4-3.5T-L-B	L0022729		1-	A	A2
L 1071	COIL	0.0054uH			AS050321-5R4NJ	L0022581		1-	A	A1
L 1072	M.RFC	4.7uH			LK1608 4R7K-T	L1690688		1-	A	A1
L 1073	COIL	0.0399uH			F2308C	L0023027		1-	A	A2
L 1074	M.RFC	4.7uH			LK1608 4R7K-T	L1690688		1-	B	c1
L 1075	M.RFC	150uH			FLC32P-T-151K	L1690661		1-	A	C2
L 1076	COIL	0.0167uH			F2304C	L0023023		1-	A	A1
L 1077	COIL	0.0336uH			F2307C	L0023026		1-	B	c1
L 1078	M.RFC	0.015uH		2%	C1608CB-15NG-RF	L1691034		1-	A	A1
L 1079	COIL	0.0399uH			F2308C	L0023027		1-	B	c1
L 1081	COIL	0.0411uH			F2309C	L0023028		1-	B	c1
L 1082	COIL	0.022uH			F2305C	L0023024		1-	A	A1
L 1083	COIL	0.022uH			F2305C	L0023024		1-	A	A1
L 1084	COIL	0.0411uH			F2309C	L0023028		1-	B	c1
L 1085	CHIP COIL	0.047uH		2%	LQW18AN47NG00D	L1690888		1-	B	c1
L 1086	M.RFC	0.1uH		2%	C1608CB-R10G-RF	L1691045		1-	A	A1
L 1089	M.RFC	0.01uH			TFL0510-10N	L1690811		1-	A	B2
L 1090	COIL	0.0167uH			F2304C	L0023023		1-	A	A1
L 1091	COIL	0.0167uH			F2304C	L0023023		1-	A	A1
L 1092	COIL	0.0411uH			F2309C	L0023028		1-	A	A1
L 1093	M.RFC	0.12uH		2%	C1608CB-R12G-RF	L1691100		1-	A	A1
L 1094	COIL	0.0411uH			F2309C	L0023028		1-	B	c1
L 1095	M.RFC	0.12uH		2%	C1608CB-R12G-RF	L1691100		1-	A	A1
L 1096	M.RFC	0.12uH		2%	C1608CB-R12G-RF	L1691100		1-	A	A1
L 1097	COIL	0.022uH			F2305C	L0023024		1-	A	A1
L 1098	COIL	0.022uH			F2305C	L0023024		1-	A	A1
L 1099	M.RFC	4.7uH			LK1608 4R7K-T	L1690688		1-	B	b3
L 1100	M.RFC	0.1uH		2%	C1608CB-R10G-RF	L1691045		1-	B	b3
L 1101	M.RFC	0.18uH		2%	C1608CB-R18G-RF	L1691102		1-	B	b3
L 1102	M.RFC	1uH			LK1608 1R0K-T	L1690687		1-	B	b3
L 1103	M.RFC	2.2uH			LK1608 2R2K-T	L1690634		1-	B	b4
L 1104	CHIP COIL	0.022uH		2%	LQW18AN22NG00D	L1690884		1-	B	b3
L 1105	M.RFC	0.012uH		2%	C1608CB-12NG-RF	L1691033		1-	B	b3
L 1106	M.RFC	1uH			LK1608 1R0K-T	L1690687		1-	B	b3
L 1107	M.RFC	1uH			LK1608 1R0K-T	L1690687		1-	B	b4
L 1108	CHIP COIL	0.0056uH			LQW18AN5N6C00D	L1691450		1-	B	b3

RF Unit Parts List

REF	DESCRIPTION	VALUE	V/W	TOL.	MFR'S DESIG	YAESU P/N	VERS.	LOT	SIDE	LAY ADR
L 1109	CHIP COIL	0.0056uH			LQW18AN5N6C00D	L1691450		1-	B	b3
L 1110	M.RFC	1uH			LK1608 1R0K-T	L1690687		1-	B	b3
L 1111	M.RFC	0.33uH			LK1608 R33K-T	L1690412		1-	B	b3
L 1112	M.RFC	0.047uH			LK1608 47NM-T	L1690405		1-	B	b3
L 1113	M.RFC	0.01uH			HK1608 10NJ-T	L1690516		1-	B	b3
L 1114	M.RFC	2.2uH			LK1608 2R2K-T	L1690634		1-	B	a3
L 1115	CHIP COIL	0.022uH		2%	LQW18AN22NG00D	L1690884		1-	B	a3
L 1116	M.RFC	0.015uH		2%	C1608CB-15NG-RF	L1691034		1-	B	b3
L 1117	M.RFC	1uH			LK1608 1R0K-T	L1690687		1-	B	b3
L 1118	M.RFC	1uH			LK1608 1R0K-T	L1690687		1-	B	a3
L 1119	M.RFC	0.01uH		2%	C1608CB-10NG-RF	L1691032		1-	B	a3
L 1120	M.RFC	0.0068uH		5%	C1608CB-6N8J-RF	L1691093		1-	B	a3
L 1121	M.RFC	1uH			LK1608 1R0K-T	L1690687		1-	B	a3
L 1122	M.RFC	0.01uH			HK1608 10NJ-T	L1690516		1-	B	a3
L 1123	M.RFC	0.1uH			LK1608 R10K-T	L1690407		1-	B	a3
L 1124	M.RFC	0.018uH		5%	C1005C-18NJ-RF	L1691363		1-	A	A2
L 1125	M.RFC	0.47uH		10%	LK1005 R47K-T	L1691714		1-	B	a4
L 1126	M.RFC	0.47uH		10%	LK1005 R47K-T	L1691714		1-	A	A2
L 1127	M.RFC	0.47uH		10%	LK1005 R47K-T	L1691714		1-	A	A2
L 1128	M.RFC	0.47uH		10%	LK1005 R47K-T	L1691714		1-	A	A2
P 1001	SPRING CONECTOR				MS0038-40	S5000228		1-	B	b1
P 1002	SPRING CONECTOR				MS0038-40	S5000228		1-	B	b1
P 1003	SPRING CONECTOR				MS0038-40	S5000228		1-	B	b1
Q 1001	TRANSISTOR				NE5G210719-T1-A	G3070476		1-	A	B2
Q 1002	TRANSISTOR				2SC4915-O(TE85L.F)	G3349158O		1-	A	B2
Q 1003	TRANSISTOR				2SC5646A(TAPE)	G3356468		1-	B	b1
Q 1004	TRANSISTOR				2SC5646A(TAPE)	G3356468		1-	A	A1
Q 1005	TRANSISTOR				2SC5646A(TAPE)	G3356468		1-	A	B1
Q 1009	TRANSISTOR				2SC5646A(TAPE)	G3356468		1-	B	a4
Q 1011	TRANSISTOR				EMB3 T2R	G3070303		1-	A	B3
Q 1015	TRANSISTOR				DTC144EM T2L	G3070309		1-	A	B2
Q 1016	TRANSISTOR				MT3S36FS(TE85L.F)	G3070377		1-	B	b1
Q 1017	TRANSISTOR				MT3S36FS(TE85L.F)	G3070377		1-	B	b1
Q 1019	TRANSISTOR				2SC4915-O(TE85L.F)	G3349158O		1-	B	b2
Q 1021	IC				LV24100LP-TLM-E	G1094371		1-	B	a4
Q 1023	TRANSISTOR				EMB3 T2R	G3070303		1-	A	B2
Q 1024	TRANSISTOR				DTC144EM T2L	G3070309		1-	A	B2
Q 1027	TRANSISTOR				2SC5646A(TAPE)	G3356468		1-	B	b2
Q 1028	TRANSISTOR				2SC5646A(TAPE)	G3356468		1-	A	B2
Q 1029	TRANSISTOR				DTC144EM T2L	G3070309		1-	A	B3
Q 1030	TRANSISTOR				EMD2 T2R	G3070312		1-	A	B3
Q 1031	IC				MB15A01PFV1-G-BND-EFE1	G1092545		1-	A	B3
Q 1032	TRANSISTOR				MT3S36FS(TE85L.F)	G3070377		1-	B	a1
Q 1034	TRANSISTOR				2SC5646A(TAPE)	G3356468		1-	B	a2
Q 1035	TRANSISTOR				2SC5646A(TAPE)	G3356468		1-	A	B2
Q 1036	TRANSISTOR				2SC5646A(TAPE)	G3356468		1-	A	B1
Q 1037	TRANSISTOR				2SC5646A(TAPE)	G3356468		1-	B	a1
Q 1038	TRANSISTOR				2SC5646A(TAPE)	G3356468		1-	A	B1
Q 1041	TRANSISTOR				2SC5374-TL	G3353748		1-	B	b2
Q 1042	TRANSISTOR				2SC5374-TL	G3353748		1-	B	a2
Q 1043	TRANSISTOR				2SC5226-5-TL	G3352268E		1-	A	A2
Q 1044	IC				R2A20178NP	G1094776		1-	A	A4
Q 1046	TRANSISTOR				2SC4915-O(TE85L.F)	G3349158O		1-	A	B3
Q 1047	TRANSISTOR				2SC4915-O(TE85L.F)	G3349158O		1-	B	a2
Q 1048	TRANSISTOR				2SC4915-O(TE85L.F)	G3349158O		1-	A	C2
Q 1049	IC				LM2904PWR	G1094010		1-	B	b2
Q 1050	TRANSISTOR				DTA114TE TL	G3070264		1-	A	A3
Q 1051	TRANSISTOR				2SC4915-O(TE85L.F)	G3349158O		1-	A	B3
Q 1052	TRANSISTOR				EMD2 T2R	G3070312		1-	A	A3
Q 1053	FET				2SK3541 T2L	G3835417		1-	A	B4
Q 1056	FET				2SK3541 T2L	G3835417		1-	A	C3
Q 1057	FET				RQA0004PXDQS	G3070391		1-	A	A2
Q 1058	TRANSISTOR				2SB1132 T100 Q	G3211327Q		1-	B	c2
Q 1060	TRANSISTOR				DTC144EM T2L	G3070309		1-	A	A3
Q 1061	IC				MB15A01PFV1-G-BND-EFE1	G1092545		1-	A	A3
Q 1062	TRANSISTOR				2SC4915-O(TE85L.F)	G3349158O		1-	A	A3
Q 1063	IC				NJM2552V-TE1	G1094382		1-	A	B4
Q 1064	IC				NJM2552V-TE1	G1094382		1-	A	C3
Q 1065	IC				NJU7007F3-TE1	G1093617		1-	B	a2
Q 1066	TRANSISTOR				2SC4617 TL R	G3346178R		1-	B	c2
Q 1069	TRANSISTOR				2SC5658 T2L Q/R	G3356588		1-	B	b4
Q 1070	FET				2SJ364-P(TX)	G3703648P		1-	B	b4
Q 1071	TRANSISTOR				2SC5658 T2L Q/R	G3356588		1-	A	C3

RF Unit

Parts List

REF	DESCRIPTION	VALUE	V/W	TOL.	MFR'S DESIG	YAESU P/N	VERS.	LOT	SIDE	LAY ADR
Q 1072	IC				NJU7007F3-TE1	G1093617		1-	B	a2
Q 1073	FET				RD07MVS1-T12	G3070320		1-	A	A2
Q 1074	FET				2SK3541 T2L	G3835417		1-	A	A3
Q 1075	FET				2SJ364-P(TX)	G3703648P		1-	B	b4
Q 1076	FET				2SJ364-P(TX)	G3703648P		1-	B	a3
Q 1077	IC				XC6371A650DR	G1094584		1-	A	C2
Q 1078	TRANSISTOR				DTC144EM T2L	G3070309		1-	B	c1
Q 1079	TRANSISTOR				2SC5374-TL	G3353748		1-	B	b2
Q 1080	TRANSISTOR				2SC5374-TL	G3353748		1-	A	B2
Q 1081	FET				RTM002P02(TAPE)	G3070347		1-	A	A3
Q 1082	TRANSISTOR				2SC5658 T2L Q/R	G3356588		1-	B	c3
Q 1083	FET				RTM002P02(TAPE)	G3070347		1-	A	A3
Q 1084	TRANSISTOR				DTC144EM T2L	G3070309		1-	A	A2
Q 1085	TRANSISTOR				EMB3 T2R	G3070303		1-	A	A3
Q 1086	TRANSISTOR				EMB3 T2R	G3070303		1-	A	A2
Q 1087	TRANSISTOR				DTC144EM T2L	G3070309		1-	A	A2
Q 1088	TRANSISTOR				2SC5658 T2L Q/R	G3356588		1-	B	b4
Q 1089	TRANSISTOR				2SC5658 T2L Q/R	G3356588		1-	B	a3
Q 1090	TRANSISTOR				2SC5374-TL	G3353748		1-	A	B2
Q 1091	TRANSISTOR				CPH6102-TL	G3070223		1-	B	a1
Q 1092	TRANSISTOR				EMB3 T2R	G3070303		1-	A	A2
Q 1093	TRANSISTOR				UMW1 TR	G3070078		1-	B	a1
Q 1094	TRANSISTOR				2SA2029 T2L Q/R	G3120298		1-	A	A2
Q 1095	TRANSISTOR				EMB3 T2R	G3070303		1-	A	A2
Q 1096	TRANSISTOR				EMG2 T2R	G3070304		1-	A	A2
Q 1097	TRANSISTOR				DTC144EM T2L	G3070309		1-	A	A2
Q 1098	TRANSISTOR				2SC5658 T2L Q/R	G3356588		1-	B	b4
Q 1099	TRANSISTOR				2SC5658 T2L Q/R	G3356588		1-	B	a4
Q 1100	IC				NJU3713AV(TE1)	G1094850		1-	A	B2
Q 1101	IC				NJU3713AV(TE1)	G1094850		1-	A	B2
Q 1102	TRANSISTOR				EMB3 T2R	G3070303		1-	A	A3
Q 1103	TRANSISTOR				2SA2029 T2L Q/R	G3120298		1-	A	A3
Q 1104	TRANSISTOR				EMG2 T2R	G3070304		1-	A	A3
Q 1105	IC				TS3A24159DGSRG4	G1094892		1-	B	a4
Q 1106	FET				2SJ364-P(TX)	G3703648P		1-	A	B3
Q 1107	FET				RTM002P02(TAPE)	G3070347		1-	B	c3
Q 1108	FET				RTM002P02(TAPE)	G3070347		1-	B	c3
Q 1109	TRANSISTOR				DTA114TE TL	G3070264		1-	A	B3
Q 1110	TRANSISTOR				DTC143ZM	G3070400		1-	B	c3
Q 1111	TRANSISTOR				MT3S36FS(TE85L.F)	G3070377		1-	B	b3
Q 1112	TRANSISTOR				DTC143ZM	G3070400		1-	B	b3
Q 1113	TRANSISTOR				MT3S36FS(TE85L.F)	G3070377		1-	B	b3
Q 1114	TRANSISTOR				DTC143ZM	G3070400		1-	B	b3
Q 1115	TRANSISTOR				MT3S36FS(TE85L.F)	G3070377		1-	B	b3
Q 1116	TRANSISTOR				MT3S36FS(TE85L.F)	G3070377		1-	B	b3
Q 1117	TRANSISTOR				DTC143ZM	G3070400		1-	B	b3
Q 1118	TRANSISTOR				MT3S36FS(TE85L.F)	G3070377		1-	B	a3
Q 1119	TRANSISTOR				DTC143ZM	G3070400		1-	B	a3
Q 1120	TRANSISTOR				MT3S36FS(TE85L.F)	G3070377		1-	B	a3
Q 1121	TRANSISTOR				MT3S36FS(TE85L.F)	G3070377		1-	B	a3
Q 1122	TRANSISTOR				DTC144EM T2L	G3070309		1-	A	A4
Q 1123	TRANSISTOR				DTC144EM T2L	G3070309		1-	A	A4
Q 1124	IC				TAR5S30U(TE85L.F)	G1094596		1-	A	C2
Q 1125	TRANSISTOR				CPH6102-TL	G3070223		1-	B	c3
Q 1126	TRANSISTOR				UMW1 TR	G3070078		1-	B	c3
Q 1127	FET				SSM6J402TU	G3070468		1-	A	B1
Q 1128	TRANSISTOR				DTC144EM T2L	G3070309		1-	A	B1
R 1002	CHIP RES.	22k	1/16W	5%	RMC1/16S 223JTH	J24189041		1-	A	B2
R 1003	CHIP RES.	22	1/16W	5%	RMC1/16S 220JTH	J24189005		1-	B	b2
R 1004	CHIP RES.	22	1/16W	5%	RMC1/16S 220JTH	J24189005		1-	A	B2
R 1005	CHIP RES.	22	1/16W	5%	RMC1/16S 220JTH	J24189005		1-	A	B2
R 1006	CHIP RES.	1k	1/16W	5%	RMC1/16S 102JTH	J24189025		1-	A	B2
R 1007	CHIP RES.	56k	1/16W	5%	RMC1/16S 563JTH	J24189046		1-	A	A1
R 1008	CHIP RES.	56k	1/16W	5%	RMC1/16S 563JTH	J24189046		1-	B	b1
R 1009	CHIP RES.	56	1/16W	5%	RMC1/16S 560JTH	J24189010		1-	B	b1
R 1010	CHIP RES.	56k	1/16W	5%	RMC1/16S 563JTH	J24189046		1-	A	B1
R 1014	CHIP RES.	10k	1/16W	5%	RMC1/16S 103JTH	J24189037		1-	B	a4
R 1015	CHIP RES.	10k	1/16W	5%	RMC1/16S 103JTH	J24189037		1-	B	a4
R 1016	CHIP RES.	220	1/16W	5%	RMC1/16S 221JTH	J24189017		1-	B	a4
R 1018	CHIP RES.	47k	1/16W	5%	RMC1/16S 473JTH	J24189045		1-	B	b1
R 1020	CHIP RES.	47	1/16W	5%	RMC1/16S 470JTH	J24189009		1-	B	b1
R 1021	CHIP RES.	47k	1/16W	5%	RMC1/16S 473JTH	J24189045		1-	B	b1
R 1022	CHIP RES.	1k	1/16W	5%	RMC1/16S 102JTH	J24189025		1-	B	b2

RF Unit Parts List

REF	DESCRIPTION	VALUE	V/W	TOL.	MFR'S DESIG	YAESU P/N	VERS.	LOT	SIDE	LAY ADR
R 1026	CHIP RES.	47k	1/16W	5%	RMC1/16S 473JTH	J24189045		1-	B	b2
R 1027	CHIP RES.	10k	1/16W	5%	RMC1/16S 103JTH	J24189037		1-	B	b2
R 1029	CHIP RES.	47k	1/16W	5%	RMC1/16S 473JTH	J24189045		1-	A	B2
R 1030	CHIP RES.	10k	1/16W	5%	RMC1/16S 103JTH	J24189037		1-	A	B2
R 1031	CHIP RES.	2.2k	1/16W	5%	RMC1/16S 222JTH	J24189029		1-	B	b2
R 1032	CHIP RES.	2.2k	1/16W	5%	RMC1/16S 222JTH	J24189029		1-	A	B2
R 1033	CHIP RES.	100k	1/16W	5%	RMC1/16S 104JTH	J24189049		1-	B	b2
R 1034	CHIP RES.	100k	1/16W	5%	RMC1/16S 104JTH	J24189049		1-	A	B2
R 1035	CHIP RES.	100k	1/16W	5%	RMC1/16S 104JTH	J24189049		1-	B	b2
R 1036	CHIP RES.	100k	1/16W	5%	RMC1/16S 104JTH	J24189049		1-	A	B2
R 1037	CHIP RES.	2.2k	1/16W	5%	RMC1/16S 222JTH	J24189029		2-	B	b1
R 1038	CHIP RES.	56	1/16W	5%	RMC1/16S 560JTH	J24189010		1-	A	B1
R 1039	CHIP RES.	2.2k	1/16W	5%	RMC1/16S 222JTH	J24189029		2-	A	B1
R 1040	CHIP RES.	10k	1/16W	5%	RMC1/16S 103JTH	J24189037		1-	A	B1
R 1041	CHIP RES.	100k	1/16W	5%	RMC1/16S 104JTH	J24189049		1-	A	B1
R 1042	CHIP RES.	220	1/16W	5%	RMC1/16S 221JTH	J24189017		1-	A	B1
R 1043	CHIP RES.	10k	1/16W	5%	RMC1/16S 103JTH	J24189037		1-	B	b1
R 1044	CHIP RES.	100k	1/16W	5%	RMC1/16S 104JTH	J24189049		1-	B	b1
R 1045	CHIP RES.	10k	1/16W	5%	RMC1/16S 103JTH	J24189037		1-	A	B1
R 1047	CHIP RES.	220	1/16W	5%	RMC1/16S 221JTH	J24189017		1-	A	B1
R 1048	CHIP RES.	680	1/16W	5%	RMC1/16S 681JTH	J24189023		1-	A	B1
R 1049	CHIP RES.	10k	1/16W	5%	RMC1/16S 103JTH	J24189037		1-	A	B1
R 1056	CHIP RES.	100	1/16W	5%	RMC1/16S 101JTH	J24189013		1-	B	b1
R 1057	CHIP RES.	100k	1/16W	5%	RMC1/16S 104JTH	J24189049		1-	B	b1
R 1058	CHIP RES.	100k	1/16W	5%	RMC1/16S 104JTH	J24189049		1-	B	b1
R 1060	CHIP RES.	56k	1/16W	5%	RMC1/16S 563JTH	J24189046		1-	B	b2
R 1063	CHIP RES.	56k	1/16W	5%	RMC1/16S 563JTH	J24189046		1-	A	B2
R 1064	CHIP RES.	100	1/16W	5%	RMC1/16S 101JTH	J24189013		1-	B	b2
R 1065	CHIP RES.	100	1/16W	5%	RMC1/16S 101JTH	J24189013		1-	A	B2
R 1066	CHIP RES.	100k	1/16W	5%	RMC1/16S 104JTH	J24189049		1-	A	B1
R 1067	CHIP RES.	100k	1/16W	5%	RMC1/16S 104JTH	J24189049		1-	A	B1
R 1068	CHIP RES.	100k	1/16W	5%	RMC1/16S 104JTH	J24189049		1-	A	B1
R 1069	CHIP RES.	100k	1/16W	5%	RMC1/16S 104JTH	J24189049		1-	B	b1
R 1070	CHIP RES.	100k	1/16W	5%	RMC1/16S 104JTH	J24189049		1-	B	b1
R 1071	CHIP RES.	2.2k	1/16W	5%	RMC1/16S 222JTH	J24189029		1-	A	B1
R 1072	CHIP RES.	100k	1/16W	5%	RMC1/16S 104JTH	J24189049		1-	B	b1
R 1073	CHIP RES.	100k	1/16W	5%	RMC1/16S 104JTH	J24189049		1-	A	B1
R 1074	CHIP RES.	100k	1/16W	5%	RMC1/16S 104JTH	J24189049		1-	A	B1
R 1076	CHIP RES.	2.2k	1/16W	5%	RMC1/16S 222JTH	J24189029		1-	A	B1
R 1082	CHIP RES.	33k	1/16W	5%	RMC1/16S 333JTH	J24189043		1-	A	B3
R 1083	CHIP RES.	680	1/16W	5%	RMC1/16S 681JTH	J24189023		1-	A	B3
R 1084	CHIP RES.	680	1/16W	5%	RMC1/16S 681JTH	J24189023		1-	A	B3
R 1085	CHIP RES.	1.5k	1/16W	5%	RMC1/16S 152JTH	J24189027		1-	A	B3
R 1086	CHIP RES.	1.8k	1/16W	5%	RMC1/16S 182JTH	J24189028		1-	A	B3
R 1087	CHIP RES.	100k	1/16W	5%	RMC1/16S 104JTH	J24189049		1-	A	B3
R 1088	CHIP RES.	1.2k	1/16W	5%	RMC1/16S 122JTH	J24189026		1-	A	B3
R 1090	CHIP RES.	100k	1/16W	5%	RMC1/16S 104JTH	J24189049		1-	B	a1
R 1091	CHIP RES.	330	1/16W	5%	RMC1/16S 331JTH	J24189019		1-	B	a1
R 1092	CHIP RES.	470	1/16W	5%	RMC1/16S 471JTH	J24189021		1-	B	a1
R 1094	CHIP RES.	220k	1/16W	5%	RMC1/16S 224JTH	J24189053		1-	B	a2
R 1097	CHIP RES.	100k	1/16W	5%	RMC1/16S 104JTH	J24189049		1-	B	b2
R 1098	CHIP RES.	100k	1/16W	5%	RMC1/16S 104JTH	J24189049		1-	A	B2
R 1099	CHIP RES.	100k	1/16W	5%	RMC1/16S 104JTH	J24189049		1-	B	b2
R 1100	CHIP RES.	100k	1/16W	5%	RMC1/16S 104JTH	J24189049		1-	A	B2
R 1101	CHIP RES.	100k	1/16W	5%	RMC1/16S 104JTH	J24189049		1-	A	B2
R 1102	CHIP RES.	47	1/16W	5%	RMC1/16S 470JTH	J24189009		1-	B	a2
R 1103	CHIP RES.	100	1/16W	5%	RMC1/16S 101JTH	J24189013		1-	A	B2
R 1104	CHIP RES.	100k	1/16W	5%	RMC1/16S 104JTH	J24189049		1-	A	B1
R 1105	CHIP RES.	56	1/16W	5%	RMC1/16S 560JTH	J24189010		1-	A	B1
R 1106	CHIP RES.	100k	1/16W	5%	RMC1/16S 104JTH	J24189049		1-	A	B1
R 1107	CHIP RES.	220	1/16W	5%	RMC1/16S 221JTH	J24189017		1-	A	B1
R 1108	CHIP RES.	100k	1/16W	5%	RMC1/16S 104JTH	J24189049		1-	B	b1
R 1109	CHIP RES.	150	1/16W	5%	RMC1/16S 151JTH	J24189015		1-	B	b1
R 1110	CHIP RES.	56k	1/16W	5%	RMC1/16S 563JTH	J24189046		1-	B	a1
R 1111	CHIP RES.	270k	1/16W	5%	RMC1/16S 274JTH	J24189054		1-	A	B1
R 1112	CHIP RES.	220	1/16W	5%	RMC1/16S 221JTH	J24189017		1-	B	a1
R 1113	CHIP RES.	1k	1/16W	5%	RMC1/16S 102JTH	J24189025		1-	A	B1
R 1114	CHIP RES.	330	1/16W	5%	RMC1/16S 331JTH	J24189019		1-	A	B1
R 1116	CHIP RES.	330	1/16W	5%	RMC1/16S 331JTH	J24189019		1-	A	B1
R 1120	CHIP RES.	10k	1/16W	5%	RMC1/16S 103JTH	J24189037		1-	A	B4
R 1121	CHIP RES.	10k	1/16W	5%	RMC1/16S 103JTH	J24189037		1-	A	B4
R 1122	CHIP RES.	10k	1/16W	5%	RMC1/16S 103JTH	J24189037		1-	A	B3
R 1123	CHIP RES.	3.3k	1/16W	5%	RMC1/16S 332JTH	J24189031		1-	A	B3

RF Unit Parts List

REF	DESCRIPTION	VALUE	V/W	TOL.	MFR'S DESIG	YAESU P/N	VERS.	LOT	SIDE	LAY ADR
R 1124	CHIP RES.	2.2k	1/16W	5%	RMC1/16S 222JTH	J24189029		1-	A	B3
R 1125	CHIP RES.	680k	1/16W	5%	RMC1/16S 684JTH	J24189059		1-	A	B3
R 1128	CHIP RES.	220	1/16W	5%	RMC1/16S 221JTH	J24189017		1-	B	a2
R 1129	CHIP RES.	220	1/16W	5%	RMC1/16S 221JTH	J24189017		1-	A	B2
R 1130	CHIP RES.	10k	1/16W	5%	RMC1/16S 103JTH	J24189037		1-	B	b2
R 1131	CHIP RES.	18k	1/16W	5%	RMC1/16S 183JTH	J24189040		1-	B	a2
R 1132	CHIP RES.	1k	1/16W	5%	RMC1/16S 102JTH	J24189025		1-	A	A2
R 1133	CHIP RES.	22k	1/16W	5%	RMC1/16S 223JTH	J24189041		1-	A	A2
R 1134	CHIP RES.	330	1/16W	5%	RMC1/16S 331JTH	J24189019		1-	A	B2
R 1135	CHIP RES.	560	1/16W	5%	RMC1/16S 561JTH	J24189022		1-2	A	B2
R 1135	CHIP RES.	820	1/16W	5%	RMC1/16S 821JTH	J24189024	AUSTRALIA	3-	A	B2
R 1135	CHIP RES.	560	1/16W	5%	RMC1/16S 561JTH	J24189022	EUROPE	3-	A	B2
R 1135	CHIP RES.	680	1/16W	5%	RMC1/16S 681JTH	J24189023	EUROPE	6-	A	B2
R 1135	CHIP RES.	820	1/16W	5%	RMC1/16S 821JTH	J24189024	EXPORT	3	A	B2
R 1135	CHIP RES.	680	1/16W	5%	RMC1/16S 681JTH	J24189023	EXPORT	4-	A	B2
R 1135	CHIP RES.	820	1/16W	5%	RMC1/16S 821JTH	J24189024	EXPORT	3-	A	B2
R 1135	CHIP RES.	820	1/16W	5%	RMC1/16S 821JTH	J24189024	USA	3-	A	B2
R 1136	CHIP RES.	470	1/16W	5%	RMC1/16S 471JTH	J24189021		1-	B	a2
R 1137	CHIP RES.	560	1/16W	5%	RMC1/16S 561JTH	J24189022		1-	A	B2
R 1138	CHIP RES.	560	1/16W	5%	RMC1/16S 561JTH	J24189022		1-	A	B1
R 1139	CHIP RES.	220	1/16W	5%	RMC1/16S 221JTH	J24189017		1-	A	A2
R 1140	CHIP RES.	220	1/16W	5%	RMC1/16S 221JTH	J24189017		1-	A	B2
R 1142	CHIP RES.	100	1/16W	5%	RMC1/16S 101JTH	J24189013		1-	A	A2
R 1143	CHIP RES.	100k	1/16W	5%	RMC1/16S 104JTH	J24189049		1-	B	b2
R 1144	CHIP RES.	220k	1/16W	5%	RMC1/16S 224JTH	J24189053		1-	A	B3
R 1145	CHIP RES.	47	1/16W	5%	RMC1/16S 470JTH	J24189009		1-	A	B3
R 1146	CHIP RES.	100	1/16W	5%	RMC1/16S 101JTH	J24189013		1-	A	B3
R 1147	CHIP RES.	330	1/16W	5%	RMC1/16S 331JTH	J24189019		1-	B	a2
R 1148	CHIP RES.	100k	1/16W	5%	RMC1/16S 104JTH	J24189049		1-	B	a2
R 1149	CHIP RES.	150	1/16W	5%	RMC1/16S 151JTH	J24189015		1-	A	B2
R 1150	CHIP RES.	100k	1/16W	5%	RMC1/16S 104JTH	J24189049		1-	A	B2
R 1151	CHIP RES.	10k	1/16W	5%	RMC1/16S 103JTH	J24189037		1-	A	A4
R 1152	CHIP RES.	10k	1/16W	5%	RMC1/16S 103JTH	J24189037		1-	A	A4
R 1153	CHIP RES.	0	1/16W	5%	RMC1/16 000JATP	J24185000	VER. A2:USA	3-		
R 1153	CHIP RES.	0	1/16W	5%	RMC1/16 000JATP	J24185000	VER. A1	3-		
R 1153	CHIP RES.	0	1/16W	5%	RMC1/16 000JATP	J24185000	VER. A2	3-		
R 1153	CHIP RES.	0	1/16W	5%	RMC1/16 000JATP	J24185000	VER. B1	3-		
R 1153	CHIP RES.	0	1/16W	5%	RMC1/16 000JATP	J24185000	VER. B2	3-		
R 1153	CHIP RES.	0	1/16W	5%	RMC1/16 000JATP	J24185000	VER. C1	3-		
R 1153	CHIP RES.	0	1/16W	5%	RMC1/16 000JATP	J24185000	VER. C2	3-		
R 1153	CHIP RES.	0	1/16W	5%	RMC1/16 000JATP	J24185000	VER. D1	3-		
R 1153	CHIP RES.	0	1/16W	5%	RMC1/16 000JATP	J24185000	VER. D2	3-		
R 1153	CHIP RES.	0	1/16W	5%	RMC1/16 000JATP	J24185000	VER. H1	3-		
R 1153	CHIP RES.	0	1/16W	5%	RMC1/16 000JATP	J24185000	VER. H2	3-		
R 1154	CHIP RES.	100	1/16W	5%	RMC1/16S 101JTH	J24189013		1-	A	A2
R 1156	CHIP RES.	27k	1/16W	5%	RMC1/16S 273JTH	J24189042		1-	B	b2
R 1157	CHIP RES.	56k	1/16W	5%	RMC1/16S 563JTH	J24189046		1-	A	A2
R 1158	CHIP RES.	220k	1/16W	5%	RMC1/16S 224JTH	J24189053		1-	A	B3
R 1159	CHIP RES.	33k	1/16W	5%	RMC1/16S 333JTH	J24189043		1-	A	A3
R 1160	CHIP RES.	47	1/16W	5%	RMC1/16S 470JTH	J24189009		1-	A	B3
R 1161	CHIP RES.	100	1/16W	5%	RMC1/16S 101JTH	J24189013		1-	A	B3
R 1162	CHIP RES.	1k	1/16W	5%	RMC1/16S 102JTH	J24189025		1-	A	B4
R 1163	CHIP RES.	100	1/16W	5%	RMC1/16S 101JTH	J24189013		1-	B	a2
R 1165	CHIP RES.	10k	1/16W	5%	RMC1/16S 103JTH	J24189037		1-	A	B4
R 1166	CHIP RES.	2.2k	1/16W	5%	RMC1/16S 222JTH	J24189029		1-	A	B4
R 1168	CHIP RES.	1k	1/16W	5%	RMC1/16S 102JTH	J24189025		1-	A	C3
R 1169	CHIP RES.	10k	1/16W	5%	RMC1/16S 103JTH	J24189037		1-	A	C3
R 1170	CHIP RES.	100k	1/16W	5%	RMC1/16S 104JTH	J24189049		1-	A	B3
R 1171	CHIP RES.	100	1/16W	5%	RMC1/16S 101JTH	J24189013		1-	A	B2
R 1172	CHIP RES.	2.2k	1/16W	5%	RMC1/16S 222JTH	J24189029		1-	A	C3
R 1173	CHIP RES.	180	1/16W	5%	RMC1/16S 181JTH	J24189016		1-	A	A2
R 1174	CHIP RES.	1M	1/16W	5%	RMC1/16S 105JTH	J24189061		1-	B	b2
R 1175	CHIP RES.	1.5k	1/16W	5%	RMC1/16S 152JTH	J24189027		1-	B	b2
R 1176	CHIP RES.	100	1/16W	5%	RMC1/16S 101JTH	J24189013		1-	B	b2
R 1177	CHIP RES.	220	1/16W	5%	RMC1/16S 221JTH	J24189017		1-	A	A3
R 1178	CHIP RES.	100k	1/16W	5%	RMC1/16S 104JTH	J24189049		1-	A	A3
R 1179	CHIP RES.	270k	1/16W	5%	RMC1/16S 274JTH	J24189054		1-	A	B3
R 1181	CHIP RES.	330k	1/16W	5%	RMC1/16S 334JTH	J24189055		1-	A	B4
R 1182	CHIP RES.	3.3k	1/16W	5%	RMC1/16S 332JTH	J24189031		1-	A	B4
R 1183	CHIP RES.	22k	1/16W	5%	RMC1/16S 223JTH	J24189041		1-	A	B4
R 1184	CHIP RES.	330k	1/16W	5%	RMC1/16S 334JTH	J24189055		1-	A	C3
R 1185	CHIP RES.	3.3k	1/16W	5%	RMC1/16S 332JTH	J24189031		1-	A	C3
R 1186	CHIP RES.	22k	1/16W	5%	RMC1/16S 223JTH	J24189041		1-	A	C3
R 1187	CHIP RES.	10k	1/16W	5%	RMC1/16S 103JTH	J24189037		1-	B	a2

RF Unit Parts List

REF	DESCRIPTION	VALUE	V/W	TOL.	MFR'S DESIG	YAESU P/N	VERS.	LOT	SIDE	LAY ADR
R 1188	CHIP RES.	2.2M	1/16W	5%	RMC1/16S 225JTH	J24189065		1-	B	a2
R 1189	CHIP RES.	2.2M	1/16W	5%	RMC1/16S 225JTH	J24189065		1-	B	a2
R 1190	CHIP RES.	680	1/16W	5%	RMC1/16S 681JTH	J24189023		1-	A	A2
R 1191	CHIP RES.	1k	1/16W	5%	RMC1/16S 102JTH	J24189025		1-	B	c2
R 1192	CHIP RES.	1k	1/16W	5%	RMC1/16S 102JTH	J24189025		1-	B	c2
R 1193	CHIP RES.	1.5k	1/16W	5%	RMC1/16S 152JTH	J24189027		1-	B	b2
R 1194	CHIP RES.	1k	1/16W	5%	RMC1/16S 102JTH	J24189025		1-	B	c2
R 1195	CHIP RES.	100k	1/16W	5%	RMC1/16S 104JTH	J24189049		1-	B	b2
R 1196	CHIP RES.	470	1/16W	5%	RMC1/16S 471JTH	J24189021		1-	A	A2
R 1197	CHIP RES.	150k	1/16W	5%	RMC1/16S 154JTH	J24189051		1-	B	c2
R 1198	CHIP RES.	10k	1/16W	5%	RMC1/16S 103JTH	J24189037		1-	B	c2
R 1200	CHIP RES.	10k	1/16W	5%	RMC1/16S 103JTH	J24189037		1-	A	A3
R 1201	CHIP RES.	10k	1/16W	5%	RMC1/16S 103JTH	J24189037		1-	A	A3
R 1202	CHIP RES.	10k	1/16W	5%	RMC1/16S 103JTH	J24189037		1-	A	A3
R 1203	CHIP RES.	680k	1/16W	5%	RMC1/16S 684JTH	J24189059		1-	A	A3
R 1205	CHIP RES.	47k	1/16W	5%	RMC1/16S 473JTH	J24189045		1-	A	B3
R 1206	CHIP RES.	100k	1/16W	5%	RMC1/16S 104JTH	J24189049		1-	A	A3
R 1207	CHIP RES.	220	1/16W	5%	RMC1/16S 221JTH	J24189017		1-	A	A3
R 1209	CHIP RES.	10k	1/16W	5%	RMC1/16S 103JTH	J24189037		1-	A	B4
R 1210	CHIP RES.	680	1/16W	5%	RMC1/16S 681JTH	J24189023		1-	B	b4
R 1211	CHIP RES.	3.3k	1/16W	5%	RMC1/16S 332JTH	J24189031		1-	B	b4
R 1212	CHIP RES.	330k	1/16W	5%	RMC1/16S 334JTH	J24189055		1-	B	b4
R 1213	CHIP RES.	3.3k	1/16W	5%	RMC1/16S 332JTH	J24189031		1-	B	b4
R 1214	CHIP RES.	1k	1/16W	5%	RMC1/16S 102JTH	J24189025		1-	A	B4
R 1215	CHIP RES.	100k	1/16W	5%	RMC1/16S 104JTH	J24189049		1-	A	B4
R 1216	CHIP RES.	10k	1/16W	5%	RMC1/16S 103JTH	J24189037		1-	B	b4
R 1217	CHIP RES.	330k	1/16W	5%	RMC1/16S 334JTH	J24189055		1-	B	b4
R 1218	CHIP RES.	1.8k	1/16W	5%	RMC1/16S 182JTH	J24189028		1-	A	B4
R 1219	CHIP RES.	10k	1/16W	5%	RMC1/16S 103JTH	J24189037		1-	A	C3
R 1220	CHIP RES.	680	1/16W	5%	RMC1/16S 681JTH	J24189023		1-	A	C3
R 1221	CHIP RES.	3.3k	1/16W	5%	RMC1/16S 332JTH	J24189031		1-	A	C3
R 1222	CHIP RES.	330k	1/16W	5%	RMC1/16S 334JTH	J24189055		1-	A	C3
R 1223	CHIP RES.	3.3k	1/16W	5%	RMC1/16S 332JTH	J24189031		1-	A	C3
R 1224	CHIP RES.	1k	1/16W	5%	RMC1/16S 102JTH	J24189025		1-	A	C3
R 1225	CHIP RES.	1k	1/16W	5%	RMC1/16S 102JTH	J24189025		1-	B	a3
R 1226	CHIP RES.	15k	1/16W	5%	RMC1/16S 153JTH	J24189039		1-	A	B3
R 1227	CHIP RES.	1.8k	1/16W	5%	RMC1/16S 182JTH	J24189028		1-	A	C3
R 1228	CHIP RES.	390k	1/16W	0.5%	MCR01MZPD3903	J24189331		1-	B	a2
R 1229	CHIP RES.	10k	1/16W	5%	RMC1/16S 103JTH	J24189037		1-	B	a2
R 1230	CHIP RES.	2.2M	1/16W	5%	RMC1/16S 225JTH	J24189065		1-	B	a2
R 1231	CHIP RES.	2.2M	1/16W	5%	RMC1/16S 225JTH	J24189065		1-	B	a2
R 1232	CHIP RES.	390k	1/16W	0.5%	MCR01MZPD3903	J24189331		1-	B	a2
R 1233	CHIP RES.	100k	1/16W	5%	RMC1/16S 104JTH	J24189049		1-2	B	b2
R 1233	CHIP RES.	47k	1/16W	5%	RMC1/16S 473JTH	J24189045	AUSTRALIA	3-	B	b2
R 1233	CHIP RES.	100k	1/16W	5%	RMC1/16S 104JTH	J24189049	EUROPE	3-	B	b2
R 1233	CHIP RES.	47k	1/16W	5%	RMC1/16S 473JTH	J24189045	EUROPE	6-	B	b2
R 1233	CHIP RES.	47k	1/16W	5%	RMC1/16S 473JTH	J24189045	EXPORT	3-	B	b2
R 1233	CHIP RES.	47k	1/16W	5%	RMC1/16S 473JTH	J24189045	USA	3-	B	b2
R 1234	CHIP RES.	22k	1/16W	5%	RMC1/16S 223JTH	J24189041		1-2	B	b2
R 1234	CHIP RES.	10k	1/16W	5%	RMC1/16S 103JTH	J24189037	AUSTRALIA	3-	B	b2
R 1234	CHIP RES.	22k	1/16W	5%	RMC1/16S 223JTH	J24189041	EUROPE	3-	B	b2
R 1234	CHIP RES.	10k	1/16W	5%	RMC1/16S 103JTH	J24189037	EUROPE	6-	B	b2
R 1234	CHIP RES.	10k	1/16W	5%	RMC1/16S 103JTH	J24189037	EXPORT	3-	B	b2
R 1234	CHIP RES.	10k	1/16W	5%	RMC1/16S 103JTH	J24189037	USA	3-	B	b2
R 1235	CHIP RES.	0	1/16W	5%	RMC1/16S JPTH	J24189070		1-	A	A3
R 1236	CHIP RES.	100k	1/16W	5%	RMC1/16S 104JTH	J24189049		1-	A	A3
R 1239	CHIP RES.	390	1/16W	5%	RMC1/16S 391JTH	J24189020		1-	A	A3
R 1240	CHIP RES.	3.3k	1/16W	5%	RMC1/16S 332JTH	J24189031		1-	A	A3
R 1241	CHIP RES.	3.3k	1/16W	5%	RMC1/16S 332JTH	J24189031		1-	A	A3
R 1242	CHIP RES.	1k	1/16W	5%	RMC1/16S 102JTH	J24189025		1-	A	A3
R 1243	CHIP RES.	6.8k	1/16W	5%	RMC1/16S 682JTH	J24189035		1-	A	A3
R 1244	CHIP RES.	3.3k	1/16W	5%	RMC1/16S 332JTH	J24189031		1-	A	A3
R 1245	CHIP RES.	1k	1/16W	5%	RMC1/16S 102JTH	J24189025		1-	A	A3
R 1246	CHIP RES.	1k	1/16W	5%	RMC1/16S 102JTH	J24189025		1-	B	b4
R 1247	CHIP RES.	180k	1/16W	5%	RMC1/16S 184JTH	J24189052		1-	B	b4
R 1248	CHIP RES.	100k	1/16W	5%	RMC1/16S 104JTH	J24189049		1-	B	b4
R 1249	CHIP RES.	15k	1/16W	5%	RMC1/16S 153JTH	J24189039		1-	B	a4
R 1250	CHIP RES.	330k	1/16W	5%	RMC1/16S 334JTH	J24189055		1-	B	b4
R 1251	CHIP RES.	180k	1/16W	5%	RMC1/16S 184JTH	J24189052		1-	B	a3
R 1252	CHIP RES.	100k	1/16W	5%	RMC1/16S 104JTH	J24189049		1-	B	a3
R 1253	CHIP RES.	330k	1/16W	5%	RMC1/16S 334JTH	J24189055		1-	B	a3
R 1254	CHIP RES.	330k	1/16W	5%	RMC1/16S 334JTH	J24189055		1-	B	a3
R 1255	CHIP RES.	10k	1/16W	5%	RMC1/16S 103JTH	J24189037		1-	B	a3

RF Unit Parts List

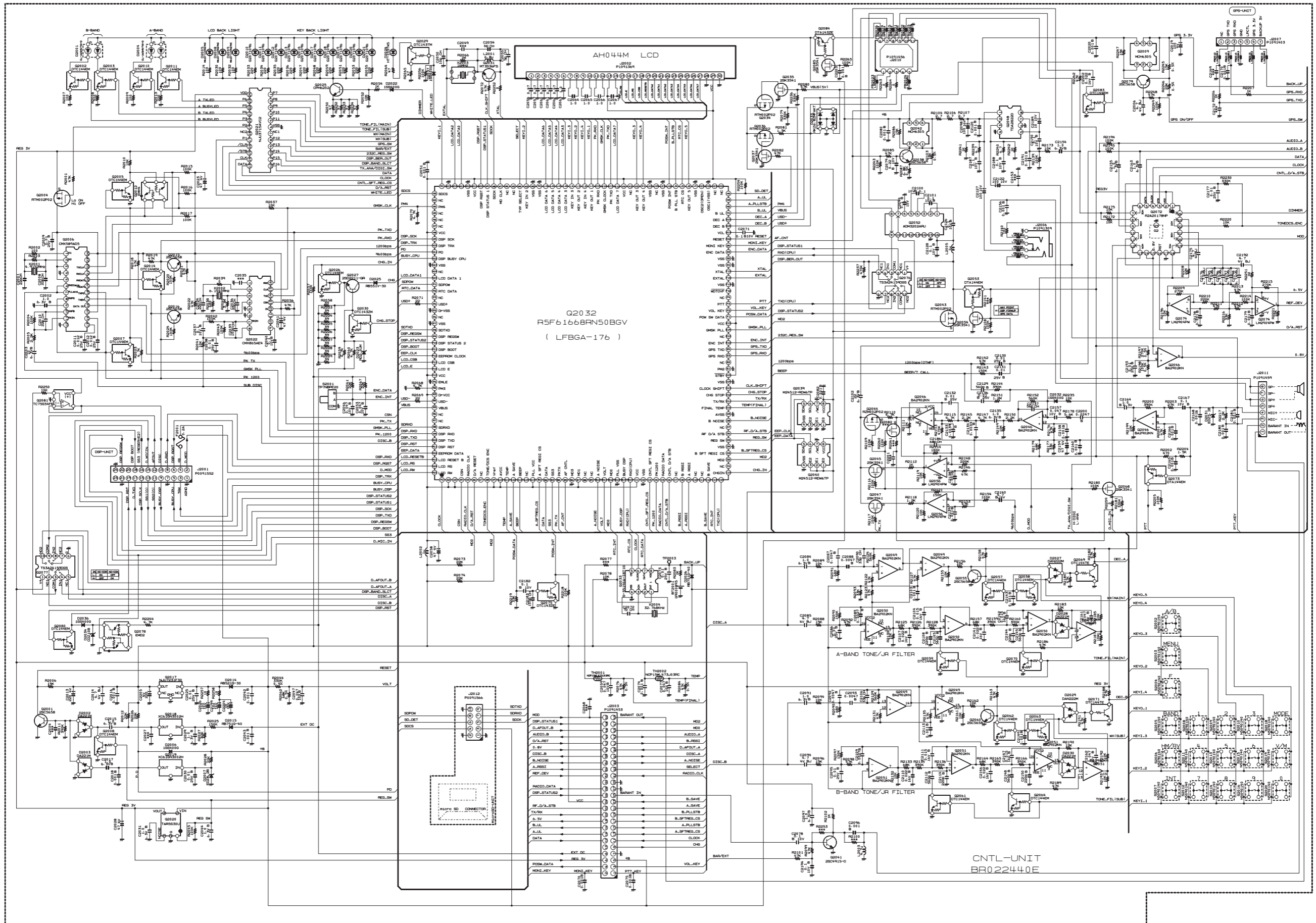
REF	DESCRIPTION	VALUE	V/W	TOL.	MFR'S DESIG	YAESU P/N	VERS.	LOT	SIDE	LAY ADR
R 1256	CHIP RES.	15k	1/16W	5%	RMC1/16S 153JTH	J24189039		1-	B	a3
R 1257	CHIP RES.	4.7	1/16W	5%	RMC1/16S 4R7JTH	J24189066		1-	A	C2
R 1258	CHIP RES.	4.7k	1/16W	5%	RMC1/16S 472JTH	J24189033		1-	B	c1
R 1259	CHIP RES.	330	1/16W	5%	RMC1/16S 331JTH	J24189019		1-	A	A1
R 1260	CHIP RES.	100k	1/16W	5%	RMC1/16S 104JTH	J24189049		1-	B	b4
R 1261	CHIP RES.	330k	1/16W	5%	RMC1/16S 334JTH	J24189055		1-	B	b4
R 1262	CHIP RES.	15k	1/16W	5%	RMC1/16S 153JTH	J24189039		1-	B	b4
R 1263	CHIP RES.	100k	1/16W	5%	RMC1/16S 104JTH	J24189049		1-	B	b4
R 1264	CHIP RES.	10k	1/16W	5%	RMC1/16S 103JTH	J24189037		1-	B	b4
R 1265	CHIP RES.	100k	1/16W	5%	RMC1/16S 104JTH	J24189049		1-	B	a3
R 1266	CHIP RES.	100k	1/16W	5%	RMC1/16S 104JTH	J24189049		1-	B	a3
R 1267	CHIP RES.	22	1/16W	5%	RMC1/16S 220JTH	J24189005		1-	A	C2
R 1268	CHIP RES.	0	1/16W	5%	RMC1/16S JPTH	J24189070		1-	A	A1
R 1269	CHIP RES.	0	1/16W	5%	RMC1/16S JPTH	J24189070		1-	A	A1
R 1270	CHIP RES.	3.3k	1/16W	5%	RMC1/16S 332JTH	J24189031		1-	A	A1
R 1272	CHIP RES.	330	1/16W	5%	RMC1/16S 331JTH	J24189019		1-	B	c1
R 1273	CHIP RES.	33k	1/16W	5%	RMC1/16S 333JTH	J24189043		1-	B	b2
R 1274	CHIP RES.	18k	1/16W	5%	RMC1/16S 183JTH	J24189040		1-	A	B2
R 1275	CHIP RES.	4.7k	1/16W	5%	RMC1/16S 472JTH	J24189033		1-	A	A3
R 1276	CHIP RES.	1k	1/16W	5%	RMC1/16S 102JTH	J24189025		1-	B	c3
R 1277	CHIP RES.	4.7k	1/16W	5%	RMC1/16S 472JTH	J24189033		1-	A	A3
R 1278	CHIP RES.	470k	1/16W	5%	RMC1/16S 474JTH	J24189057		1-	B	b4
R 1279	CHIP RES.	470k	1/16W	5%	RMC1/16S 474JTH	J24189057		1-	B	a3
R 1280	CHIP RES.	2.7k	1/16W	5%	RMC1/16S 272JTH	J24189030		1-	B	b4
R 1281	CHIP RES.	68	1/16W	5%	RMC1/16S 680JTH	J24189011		1-	B	b4
R 1282	CHIP RES.	2.7k	1/16W	5%	RMC1/16S 272JTH	J24189030		1-	B	a3
R 1283	CHIP RES.	10k	1/16W	5%	RMC1/16S 103JTH	J24189037		1-	B	b4
R 1284	CHIP RES.	10k	1/16W	5%	RMC1/16S 103JTH	J24189037		1-	B	a4
R 1285	CHIP RES.	33k	1/16W	5%	RMC1/16S 333JTH	J24189043		1-	B	b4
R 1286	CHIP RES.	33k	1/16W	5%	RMC1/16S 333JTH	J24189043		1-	B	a4
R 1287	CHIP RES.	68	1/16W	5%	RMC1/16S 680JTH	J24189011		1-	B	a3
R 1288	CHIP RES.	100k	1/16W	5%	RMC1/16S 104JTH	J24189049		1-	A	B3
R 1290	CHIP RES.	220	1/16W	5%	RMC1/16S 221JTH	J24189017		1-	A	A1
R 1291	CHIP RES.	10k	1/16W	5%	RMC1/16S 103JTH	J24189037		1-	A	B2
R 1292	CHIP RES.	10k	1/16W	5%	RMC1/16S 103JTH	J24189037		1-	B	a1
R 1294	CHIP RES.	1k	1/16W	5%	RMC1/16S 102JTH	J24189025		1-	A	A2
R 1295	CHIP RES.	10k	1/16W	5%	RMC1/16S 103JTH	J24189037		1-	B	a1
R 1296	CHIP RES.	1k	1/16W	5%	RMC1/16S 102JTH	J24189025		1-	B	a1
R 1298	CHIP RES.	150k	1/16W	5%	RMC1/16S 154JTH	J24189051		1-	B	b4
R 1299	CHIP RES.	150k	1/16W	5%	RMC1/16S 154JTH	J24189051		1-	B	a4
R 1300	CHIP RES.	2.2M	1/16W	5%	RMC1/16S 225JTH	J24189065		1-	B	b4
R 1301	CHIP RES.	2.2M	1/16W	5%	RMC1/16S 225JTH	J24189065		1-	B	a4
R 1302	CHIP RES.	1.5k	1/16W	5%	RMC1/16S 152JTH	J24189027		1-	B	c4
R 1303	CHIP RES.	10k	1/16W	5%	RMC1/16S 103JTH	J24189037		1-	B	b4
R 1304	CHIP RES.	1.5k	1/16W	5%	RMC1/16S 152JTH	J24189027		1-	B	a4
R 1305	CHIP RES.	10k	1/16W	5%	RMC1/16S 103JTH	J24189037		1-	B	a4
R 1306	CHIP RES.	4.7k	1/16W	5%	RMC1/16S 472JTH	J24189033		1-	A	A1
R 1308	CHIP RES.	1k	1/16W	5%	RMC1/16S 102JTH	J24189025		1-	A	A3
R 1309	CHIP RES.	47k	1/16W	5%	RMC1/16S 473JTH	J24189045		1-	A	A4
R 1310	CHIP RES.	330k	1/16W	5%	RMC1/16S 334JTH	J24189055		1-	A	B3
R 1311	CHIP RES.	10k	1/16W	5%	RMC1/16S 103JTH	J24189037		1-	A	B3
R 1312	CHIP RES.	470k	1/16W	5%	RMC1/16S 474JTH	J24189057		1-	A	C3
R 1313	CHIP RES.	470k	1/16W	5%	RMC1/16S 474JTH	J24189057		1-	B	b4
R 1314	CHIP RES.	4.7k	1/16W	5%	RMC1/16S 472JTH	J24189033		1-	B	c4
R 1315	CHIP RES.	4.7k	1/16W	5%	RMC1/16S 472JTH	J24189033		1-	B	c3
R 1316	CHIP RES.	10k	1/16W	5%	RMC1/16S 103JTH	J24189037		1-	B	c3
R 1317	CHIP RES.	1k	1/16W	5%	RMC1/16S 102JTH	J24189025		1-	B	b3
R 1318	CHIP RES.	10k	1/16W	5%	RMC1/16S 103JTH	J24189037		1-	B	c3
R 1319	CHIP RES.	6.8k	1/16W	0.5%	RR0510P-682-D	J24189139		1-	B	b3
R 1320	CHIP RES.	3.3k	1/16W	0.5%	RR0510P-332-D	J24189131		1-	B	b3
R 1321	CHIP RES.	220	1/16W	0.5%	RR0510P-221-D	J24189103		1-	B	b3
R 1322	CHIP RES.	100	1/16W	0.5%	RR0510P-101-D	J24189095		1-	B	b3
R 1323	CHIP RES.	100k	1/16W	5%	RMC1/16S 104JTH	J24189049		1-	B	b3
R 1324	CHIP RES.	10k	1/16W	5%	RMC1/16S 103JTH	J24189037		1-	B	b3
R 1325	CHIP RES.	470	1/16W	5%	RMC1/16S 471JTH	J24189021		1-	B	b3
R 1326	CHIP RES.	10k	1/16W	5%	RMC1/16S 103JTH	J24189037		1-	B	b3
R 1327	CHIP RES.	10k	1/16W	0.5%	RR0510P-103-D	J24189143		1-	B	b3
R 1328	CHIP RES.	1.5k	1/16W	0.5%	RR0510P-152-D	J24189123		1-	B	b3
R 1329	CHIP RES.	82	1/16W	0.5%	RR0510R-820-D	J24189093		1-	B	b3
R 1330	CHIP RES.	100	1/16W	0.5%	RR0510P-101-D	J24189095		1-	B	b3
R 1331	CHIP RES.	470	1/16W	5%	RMC1/16S 471JTH	J24189021		1-	B	b3
R 1332	CHIP RES.	10k	1/16W	5%	RMC1/16S 103JTH	J24189037		1-	B	b3
R 1335	CHIP RES.	10k	1/16W	5%	RMC1/16S 103JTH	J24189037		1-	B	b3

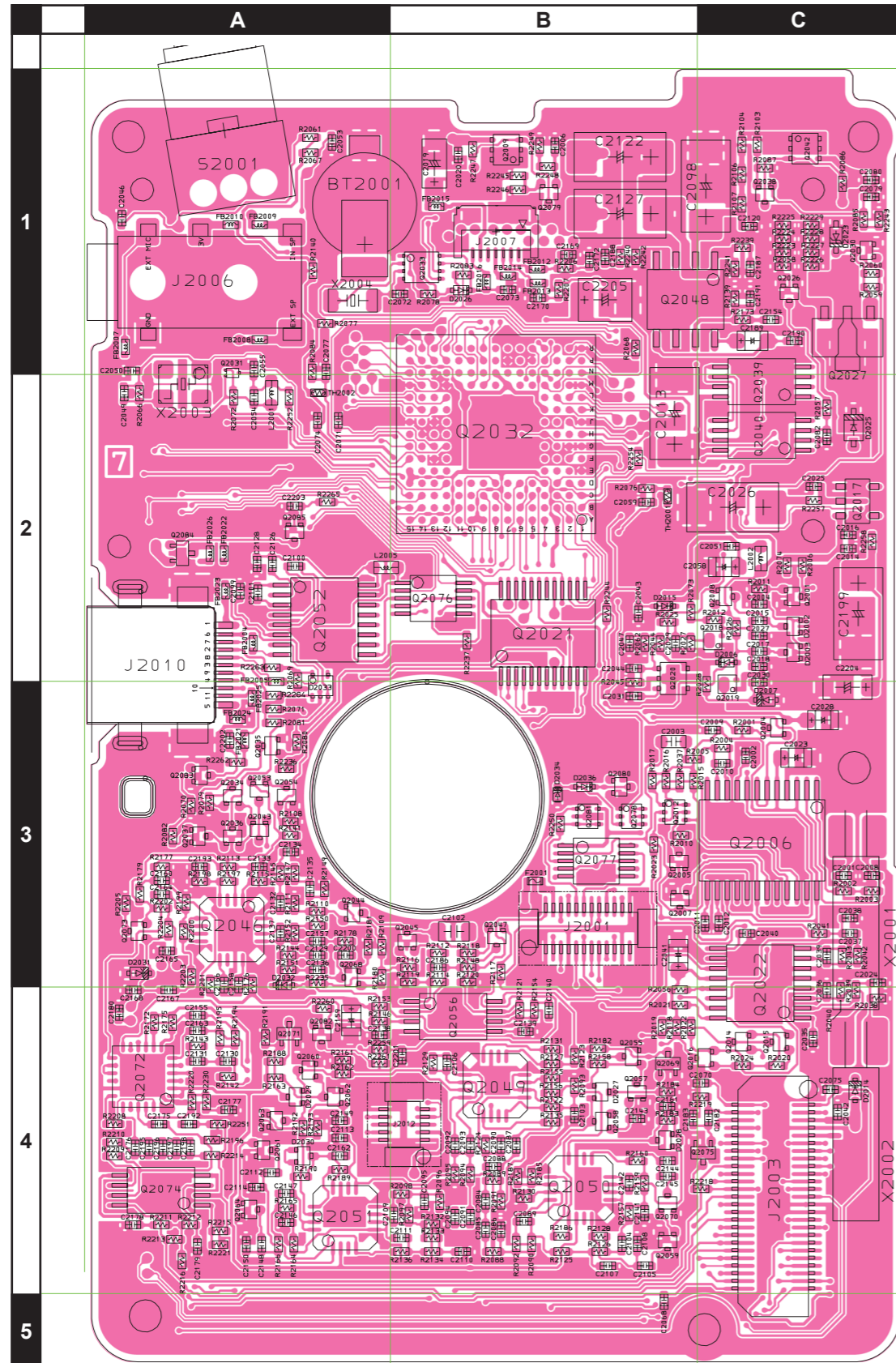
RF Unit

Parts List

REF	DESCRIPTION	VALUE	V/W	TOL.	MFR'S DESIG	YAESU P/N	VERS.	LOT	SIDE	LAY ADR
R 1336	CHIP RES.	10k	1/16W	0.5%	RR0510P-103-D	J24189143		1-	B	b3
R 1337	CHIP RES.	1k	1/16W	0.5%	RR0510P-102-D	J24189119		1-	B	b3
R 1338	CHIP RES.	47	1/16W	0.5%	RR0510R-470-D	J24189087		1-	B	b3
R 1339	CHIP RES.	47	1/16W	0.5%	RR0510R-470-D	J24189087		1-	B	b3
R 1340	CHIP RES.	390	1/16W	5%	RMC1/16S 391JTH	J24189020		1-	B	b3
R 1341	CHIP RES.	2.7k	1/16W	5%	RMC1/16S 272JTH	J24189030		1-	B	b3
R 1342	CHIP RES.	47	1/16W	5%	RMC1/16S 470JTH	J24189009		1-	B	b3
R 1343	CHIP RES.	100	1/16W	5%	RMC1/16S 101JTH	J24189013		1-	B	b3
R 1344	CHIP RES.	100	1/16W	5%	RMC1/16S 101JTH	J24189013		1-	B	b3
R 1346	CHIP RES.	470	1/16W	5%	RMC1/16S 471JTH	J24189021		1-	B	a3
R 1347	CHIP RES.	10k	1/16W	5%	RMC1/16S 103JTH	J24189037		1-	B	a3
R 1347	CHIP RES.	10k	1/16W	0.5%	RR0510P-103-D	J24189143		3-	B	a3
R 1348	CHIP RES.	2.2k	1/16W	5%	RMC1/16S 222JTH	J24189029		1-	B	a3
R 1348	CHIP RES.	2.2k	1/16W	0.5%	RR0510P-222-D	J24189127		3-	B	a3
R 1349	CHIP RES.	120	1/16W	5%	RMC1/16S 121JTH	J24189014		1-	B	b3
R 1349	CHIP RES.	120	1/16W	0.5%	RR0510P-121-D	J24189097		3-	B	b3
R 1350	CHIP RES.	100	1/16W	5%	RMC1/16S 101JTH	J24189013		1-	B	a3
R 1350	CHIP RES.	100	1/16W	0.5%	RR0510P-101-D	J24189095		3-	B	a3
R 1352	CHIP RES.	470	1/16W	5%	RMC1/16S 471JTH	J24189021		1-	B	a3
R 1353	CHIP RES.	47	1/16W	5%	RMC1/16S 470JTH	J24189009		1-	B	a3
R 1353	CHIP RES.	47	1/16W	0.5%	RR0510R-470-D	J24189087		3-	B	a3
R 1354	CHIP RES.	10k	1/16W	5%	RMC1/16S 103JTH	J24189037		1-	B	a3
R 1354	CHIP RES.	10k	1/16W	0.5%	RR0510P-103-D	J24189143		3-	B	a3
R 1355	CHIP RES.	1k	1/16W	5%	RMC1/16S 102JTH	J24189025		1-	B	a3
R 1355	CHIP RES.	1k	1/16W	0.5%	RR0510P-102-D	J24189119		3-	B	a3
R 1356	CHIP RES.	47	1/16W	5%	RMC1/16S 470JTH	J24189009		1-	B	a3
R 1356	CHIP RES.	47	1/16W	0.5%	RR0510R-470-D	J24189087		3-	B	a3
R 1357	CHIP RES.	390	1/16W	5%	RMC1/16S 391JTH	J24189020		1-	B	a3
R 1358	CHIP RES.	2.7k	1/16W	5%	RMC1/16S 272JTH	J24189030		1-	B	a3
R 1358	CHIP RES.	2.7k	1/16W	0.5%	RR0510P-272-D	J24189129		3-	B	a3
R 1359	CHIP RES.	100	1/16W	5%	RMC1/16S 101JTH	J24189013		1-	B	a3
R 1360	CHIP RES.	100	1/16W	5%	RMC1/16S 101JTH	J24189013		1-	B	a3
R 1363	CHIP RES.	4.7k	1/16W	5%	RMC1/16S 472JTH	J24189033		1-	A	A4
R 1364	CHIP RES.	0	1/16W	5%	RMC1/16S JPTH	J24189070		1-	B	b1
R 1366	CHIP RES.	220	1/16W	5%	RMC1/16S 221JTH	J24189017		1-	B	a4
R 1367	CHIP RES.	10k	1/16W	5%	RMC1/16S 103JTH	J24189037		1-	B	a4
R 1368	CHIP RES.	47k	1/16W	5%	RMC1/16S 473JTH	J24189045		1-	B	a4
R 1369	CHIP RES.	470	1/16W	5%	RMC1/16S 471JTH	J24189021		1-	A	A2
R 1370	CHIP RES.	470	1/16W	5%	RMC1/16S 471JTH	J24189021		1-	A	A2
R 1371	CHIP RES.	10k	1/16W	5%	RMC1/16S 103JTH	J24189037		1-	B	a4
R 1372	CHIP RES.	100k	1/16W	5%	RMC1/16S 104JTH	J24189049		1-	A	C2
R 1373	CHIP RES.	47k	1/16W	5%	RMC1/16S 473JTH	J24189045		1-	A	C2
R 1374	CHIP RES.	2.7k	1/16W	5%	RMC1/16S 272JTH	J24189030		1-	B	c3
R 1376	CHIP RES.	5.6	1/16W	5%	RMC1/16S 5R6JTH	J24189067		1-5	B	b1
R 1376	CHIP RES.	27	1/16W	5%	RMC1/16S 270JTH	J24189006	W/ CE LABEL	6-	B	b1
R 1376	CHIP RES.	5.6	1/16W	5%	RMC1/16S 5R6JTH	J24189067	W/O CE LABEL	6-	B	b1
R 1377	CHIP RES.	100k	1/16W	5%	RMC1/16S 104JTH	J24189049		1-	A	B1
R 1378	CHIP RES.	1k	1/16W	5%	RMC1/16S 102JTH	J24189025		1-	A	B1
S 1002	TACT SWITCH				SKRTLAE010	N5090130		1-	A	A1
S 1003	TACT SWITCH				SKRTLAE010	N5090130		1-	A	A2
S 1004	PUSH SWITCH				LS10N2-T(25)	N4090162A		1-	A	A2
S 1005	PUSH SWITCH				LS10N2-T(25)	N4090162A		1-	A	A3
S 1006	SLIDE SWITCH				SSAJ120100	N6090114		1-	B	b4
SC1001	SHIELD CASE VCO				(A)	RA1360000		1-	B	b3
SC1002	SHIELD CASE VCO				(B)	RA1360100		1-	B	a3
TH1001	THERMISTOR				ERTJ1VV473J	G9090122		1-	B	b2
TH1002	THERMISTOR				TN05-3M154JR	G9090171		1-	B	b2
X 1001	VCTCXO	15.6MHz			TTS14VSB-A3 15.60MHZ	H9501310		1-	A	A3
X 1002	XTAL OSC	11.7MHz			KCO-3X8SB	H9501320		1-	B	a4
XF1001	XTAL FILTER				47S15AB 47.25MHZ	H1102468		1-	B	a2
XF1002	XTAL FILTER				46S15AB 46.35MHZ	H1102467		1-	A	B2
	SPACER				(DSP)	RA1391800		1-		

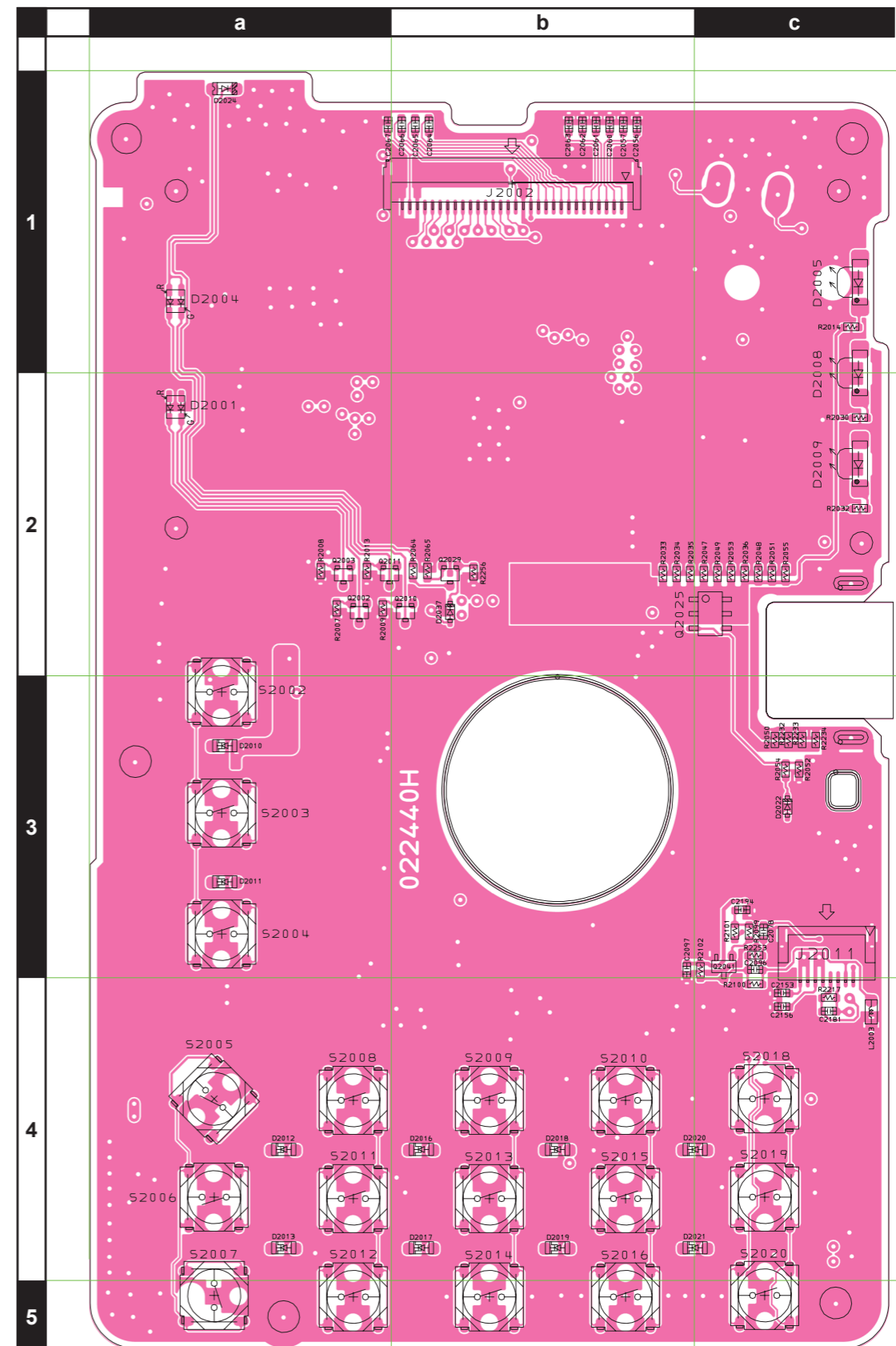
CNTL Unit Circuit Diagram





Side A

CNTL-2



Side B

FT1DR/DE Technical Supplement

CNTL Unit

Parts List

REF	DESCRIPTION	VALUE	V/W	TOL.	MFR'S DESIG	YAESU P/N	VERS.	LOT	SIDE	LAY ADR
	PCB with Components					CS2187702 CS2187703 CS2187704 CS2187705 CS2187706 CS2187707 CS2187708 CS2187709 CS2187710 CS2187711 CS2187712 CS2187713 CS2187714 CS2187715	USA: A2U EXP: A1 EXP: A2 EXP: A3 EU: B1 EU: B2 EXP: B3 EU: C1 EU: C2 EXP: C3 EU: D1 EU: D2 AUS: H1 AUS: H2			
BT2001	LI-ION BATTERY				ML614R-TT31	Q9000895		1-	A	A1
C 2001	CHIP CAP.	22pF	50V	CH	GRM1552C1H220JA01D	K22178220		1-	A	C3
C 2002	CHIP CAP.	1uF	6.3V	B	GRM155B30J105KE18D	K22088803		1-	A	C3
C 2003	CHIP CAP.	10uF	6.3V	B	JMK107BJ106MA-T	K22084806		1-	A	B3
C 2006	CHIP CAP.	4.7uF	4V	BJ	AMK105BJ475MV-F	K22068801		1-	A	B1
C 2008	CHIP CAP.	22pF	50V	CH	GRM1552C1H220JA01D	K22178220		1-	A	C3
C 2009	CHIP CAP.	0.01uF	25V	B	GRM155B11E103KA01D	K22148834		1-	A	C3
C 2010	CHIP CAP.	22pF	50V	CH	GRM1552C1H220JA01D	K22178220		1-	A	C3
C 2011	CHIP CAP.	0.012uF	25V	B	GRM155B11E123KA61D	K22148836		1-	A	C3
C 2012	CHIP CAP.	0.012uF	25V	B	GRM155B11E123KA61D	K22148836		1-	A	C3
C 2013	CHIP TA.CAP.	220uF	4V		TEESVC0G227M12R	K78060053		1-	A	B2
C 2013	CHIP TA.CAP.	220uF	6.3V		TPSC227K006R0250	K78080140		6-	A	B2
C 2014	CHIP CAP.	4.7uF	4V	BJ	AMK105BJ475MV-F	K22068801		1-	A	C2
C 2015	CHIP CAP.	1uF	6.3V	B	GRM155B30J105KE18D	K22088803		1-	A	C2
C 2016	CHIP CAP.	0.001uF	50V	B	GRM155B11H102KA01D	K22178809		1-	A	C2
C 2017	CHIP CAP.	1uF	6.3V	B	GRM155B30J105KE18D	K22088803		1-	A	C2
C 2018	CHIP CAP.	0.001uF	50V	B	GRM155B11H102KA01D	K22178809		1-	A	C2
C 2019	CHIP TA.CAP.	100uF	4V		TEESVA0G107M8R	K78060051		1-	A	B1
C 2020	CHIP CAP.	0.001uF	50V	B	GRM155B11H102KA01D	K22178809		1-	A	B1
C 2023	CHIP TA.CAP.	47uF	4V		TEESVP0G476M8R	K78060050		1-	A	C3
C 2024	CHIP CAP.	22pF	50V	CH	GRM1552C1H220JA01D	K22178220		1-	A	C3
C 2025	CHIP CAP.	0.01uF	25V	B	GRM155B11E103KA01D	K22148834		1-	A	C2
C 2026	CHIP TA.CAP.	100uF	16V		TMCMC1C107MTRF	K78120098		1-	A	C2
C 2026	CHIP TA.CAP.	100uF	16V		TMCMC1C107MTRF	K78120098		4-	A	C2
C 2028	CHIP TA.CAP.	47uF	4V		TEESVP0G476M8R	K78060050		1-	A	C3
C 2029	CHIP CAP.	1uF	6.3V	B	GRM155B30J105KE18D	K22088803		1-	A	B2
C 2030	CHIP CAP.	0.01uF	25V	B	GRM155B11E103KA01D	K22148834		1-	A	C3
C 2031	CHIP CAP.	1uF	6.3V	B	GRM155B30J105KE18D	K22088803		1-	A	B3
C 2036	CHIP CAP.	22pF	50V	CH	GRM1552C1H220JA01D	K22178220		1-	A	C3
C 2037	CHIP CAP.	0.1uF	10V	B	GRM155B11A104KA01D	K22108802		1-	A	C4
C 2038	CHIP CAP.	0.01uF	25V	B	GRM155B11E103KA01D	K22148834		1-	A	C3
C 2039	CHIP CAP.	100pF	50V	CH	GRM1552C1H101JA01D	K22178236		1-	A	C3
C 2040	CHIP CAP.	0.1uF	10V	B	GRM155B11A104KA01D	K22108802		1-	A	C3
C 2041	CHIP TA.CAP.	47uF	4V		TEESVP0G476M8R	K78060050		1-	A	B3
C 2042	CHIP CAP.	0.001uF	50V	B	GRM155B11H102KA01D	K22178809		1-	A	C4
C 2043	CHIP CAP.	0.001uF	50V	B	GRM155B11H102KA01D	K22178809		1-	A	B2
C 2044	CHIP CAP.	4.7uF	4V	BJ	AMK105BJ475MV-F	K22068801		1-	A	B2
C 2046	CHIP CAP.	0.047uF	10V	B	GRM155B11A473KA01D	K22108801		1-	A	A1
C 2047	CHIP CAP.	0.047uF	10V	B	GRM155B11A473KA01D	K22108801		1-	A	B2
C 2050	CHIP CAP.	10pF	50V	CH	UMK105CH100DV-F	K22178258		1-	A	A1
C 2051	CHIP CAP.	0.001uF	50V	B	GRM155B11H102KA01D	K22178809		1-	A	C2
C 2053	CHIP CAP.	0.047uF	10V	B	GRM155B11A473KA01D	K22108801		1-	A	A1
C 2054	CHIP CAP.	6pF	50V	CH	GRM1552C1H6R0DA01D	K22178208		1-	A	A2
C 2055	CHIP CAP.	5pF	50V	CH	GRM1552C1H5R0CA01D	K22178207		1-	A	A1
C 2056	CHIP CAP.	0.47uF	6.3V	B	GRM155B30J474KE18D	K22088802		1-	B	b1
C 2057	CHIP CAP.	0.47uF	6.3V	B	GRM155B30J474KE18D	K22088802		1-	B	b1
C 2058	CHIP TA.CAP.	47uF	4V		TEESVP0G476M8R	K78060050		1-	A	C2
C 2059	CHIP CAP.	0.001uF	50V	B	GRM155B11H102KA01D	K22178809		1-	A	B2
C 2060	CHIP CAP.	0.47uF	6.3V	B	GRM155B30J474KE18D	K22088802		1-	B	b1
C 2061	CHIP CAP.	0.47uF	6.3V	B	GRM155B30J474KE18D	K22088802		1-	B	b1
C 2062	CHIP CAP.	0.47uF	6.3V	B	GRM155B30J474KE18D	K22088802		1-	B	b1
C 2063	CHIP CAP.	1uF	6.3V	B	GRM155B30J105KE18D	K22088803		1-	B	b1
C 2063	CHIP CAP.	1uF	10V	B	GRM155B31A105KE15D	K22108809		6	B	b1
C 2064	CHIP CAP.	1uF	6.3V	B	GRM155B30J105KE18D	K22088803		1-	B	b1
C 2065	CHIP CAP.	1uF	6.3V	B	GRM155B30J105KE18D	K22088803		1-	B	b1
C 2066	CHIP CAP.	1uF	6.3V	B	GRM155B30J105KE18D	K22088803		1-	B	b1
C 2067	CHIP CAP.	1uF	6.3V	B	GRM155B30J105KE18D	K22088803		1-	B	a1
C 2070	CHIP CAP.	0.001uF	50V	B	GRM155B11H102KA01D	K22178809		1-	A	B4
C 2071	CHIP CAP.	0.1uF	10V	B	GRM155B11A104KA01D	K22108802		1-	A	A2

CNTL Unit

Parts List

REF	DESCRIPTION	VALUE	V/W	TOL.	MFR'S DESIG	YAESU P/N	VERS.	LOT	SIDE	LAY ADR
C 2072	CHIP CAP.	7pF	50V	CH	GRM1552C1H7R0DA01D	K22178209		1-	A	B1
C 2073	CHIP CAP.	0.01uF	25V	B	GRM155B11E103KA01D	K22148834		1-	A	B1
C 2074	CHIP CAP.	0.001uF	50V	B	GRM155B11H102KA01D	K22178809		1-	A	A2
C 2075	CHIP CAP.	0.001uF	50V	B	GRM155B11H102KA01D	K22178809		1-	A	C4
C 2077	CHIP CAP.	0.047uF	10V	B	GRM155B11A473KA01D	K22108801		1-	A	A1
C 2078	CHIP CAP.	0.1uF	10V	B	GRM155B11A104KA01D	K22108802		1-	B	c3
C 2079	CHIP CAP.	0.22uF	10V	B	GRM155B31A224KE18D	K22108808		1-	A	C1
C 2080	CHIP CAP.	0.001uF	50V	B	GRM155B11H102KA01D	K22178809		1-	A	C1
C 2082	CHIP CAP.	0.001uF	50V	B	GRM155B11H102KA01D	K22178809		1-	A	C2
C 2084	CHIP CAP.	1uF	6.3V	B	GRM155B30J105KE18D	K22088803		1-	A	B4
C 2085	CHIP CAP.	4.7uF	4V	BJ	AMK105BJ475MV-F	K22068801		1-	A	B4
C 2086	CHIP CAP.	0.01uF	25V	B	GRM155B11E103KA01D	K22148834		1-	A	B4
C 2087	CHIP CAP.	0.0047uF	50V	B	GRM155B11H472KA01D	K22178838		1-	A	B4
C 2088	CHIP CAP.	0.0047uF	50V	B	GRM155B11H472KA01D	K22178838		1-	A	B4
C 2089	CHIP CAP.	0.0027uF	50V	B	UMK105B272KW-F	K22178834		1-	A	B4
C 2090	CHIP CAP.	33pF	50V	CH	GRM1552C1H330JA01D	K22178224		1-	A	B4
C 2091	CHIP CAP.	1uF	6.3V	B	GRM155B30J105KE18D	K22088803		1-	A	B4
C 2092	CHIP CAP.	0.0047uF	50V	B	GRM155B11H472KA01D	K22178838		1-	A	B4
C 2093	CHIP CAP.	0.0047uF	50V	B	GRM155B11H472KA01D	K22178838		1-	A	B4
C 2094	CHIP CAP.	4.7uF	4V	BJ	AMK105BJ475MV-F	K22068801		1-	A	B4
C 2095	CHIP CAP.	0.01uF	25V	B	GRM155B11E103KA01D	K22148834		1-	A	B4
C 2096	CHIP CAP.	0.001uF	50V	B	GRM155B11H102KA01D	K22178809		1-	B	c3
C 2097	CHIP CAP.	1uF	6.3V	B	GRM155B30J105KE18D	K22088803		1-	B	b3
C 2098	CHIP TA.CAP.	100uF	16V		TMCMC1C107MTRF	K78120098		1-	A	C1
C 2099	CHIP CAP.	0.1uF	10V	B	GRM155B11A104KA01D	K22108802		1-	A	A2
C 2100	CHIP CAP.	0.1uF	10V	B	GRM155B11A104KA01D	K22108802		1-	A	A2
C 2101	CHIP CAP.	0.1uF	10V	B	GRM155B11A104KA01D	K22108802		1-	A	A2
C 2102	CHIP CAP.	22uF	6.3V	B	GRM21BB30J226ME38L	K22080806		1-	A	B3
C 2103	CHIP CAP.	0.001uF	50V	B	GRM155B11H102KA01D	K22178809		1-	A	B4
C 2104	CHIP CAP.	0.015uF	16V	B	GRM155B11C153KA01D	K22128807		1-	A	B4
C 2105	CHIP CAP.	560pF	50V	B	UMK105B561KW-F	K22178826		1-	A	B4
C 2106	CHIP CAP.	33pF	50V	CH	GRM1552C1H330JA01D	K22178224		1-	A	B4
C 2107	CHIP CAP.	0.022uF	16V	B	GRM155B11C223KA01D	K22128806		1-	A	B4
C 2108	CHIP CAP.	220pF	50V	B	GRM155B11H221KA01D	K22178801		1-	A	B4
C 2109	CHIP CAP.	0.0027uF	50V	B	UMK105B272KW-F	K22178834		1-	A	A4
C 2110	CHIP CAP.	0.022uF	16V	B	GRM155B11C223KA01D	K22128806		1-	A	B4
C 2111	CHIP CAP.	0.015uF	16V	B	GRM155B11C153KA01D	K22128807		1-	A	B4
C 2112	CHIP CAP.	560pF	50V	B	UMK105B561KW-F	K22178826		1-	A	A4
C 2113	CHIP CAP.	0.001uF	50V	B	GRM155B11H102KA01D	K22178809		1-	A	A4
C 2114	CHIP CAP.	220pF	50V	B	GRM155B11H221KA01D	K22178801		1-	A	A4
C 2120	CHIP CAP.	0.001uF	50V	B	GRM155B11H102KA01D	K22178809		1-	A	C1
C 2122	CHIP TA.CAP.	220uF	10V		TLJF227M010R0300	K78100125		1-	A	B1
C 2126	CHIP CAP.	0.1uF	10V	B	GRM155B11A104KA01D	K22108802		1-	A	A2
C 2127	CHIP TA.CAP.	220uF	10V		TLJF227M010R0300	K78100125		1-	A	B1
C 2128	CHIP CAP.	0.1uF	10V	B	GRM155B11A104KA01D	K22108802		1-	A	A2
C 2129	CHIP CAP.	560pF	50V	B	GRM155B11H561KA01D	K22178806		1-	A	A3
C 2130	CHIP CAP.	0.01uF	25V	B	GRM155B11E103KA01D	K22148834		1-	A	A4
C 2131	CHIP CAP.	0.01uF	25V	B	GRM155B11E103KA01D	K22148834		1-	A	A4
C 2132	CHIP CAP.	0.01uF	25V	B	GRM155B11E103KA01D	K22148834		1-	A	A3
C 2133	CHIP CAP.	0.0039uF	50V	B	UMK105B392KW-F	K22178836		1-	A	A3
C 2134	CHIP CAP.	0.0033uF	50V	B	GRM155B11H332KA01D	K22178815		1-	A	A3
C 2135	CHIP CAP.	1uF	6.3V	B	GRM155B30J105KE18D	K22088803		1-	A	A3
C 2136	CHIP CAP.	0.01uF	25V	B	GRM155B11E103KA01D	K22148834		1-	A	A3
C 2137	CHIP CAP.	56pF	50V	CH	GRM1552C1H560JA01D	K22178230		1-	A	A3
C 2138	CHIP CAP.	0.001uF	50V	B	GRM155B11H102KA01D	K22178809		1-	A	A4
C 2139	CHIP CAP.	0.001uF	50V	B	GRM155B11H102KA01D	K22178809		1-	A	B4
C 2140	CHIP CAP.	4.7uF	4V	BJ	AMK105BJ475MV-F	K22068801		1-	A	B4
C 2141	CHIP CAP.	0.022uF	16V	B	GRM155B11C223KA01D	K22128806		1-	A	B4
C 2142	CHIP CAP.	0.015uF	16V	B	GRM155B11C153KA01D	K22128807		1-	A	B4
C 2143	CHIP CAP.	0.001uF	50V	B	GRM155B11H102KA01D	K22178809		1-	A	B4
C 2144	CHIP CAP.	220pF	50V	B	GRM155B11H221KA01D	K22178801		1-	A	B4
C 2145	CHIP CAP.	560pF	50V	B	UMK105B561KW-F	K22178826		1-	A	B4
C 2146	CHIP CAP.	0.022uF	16V	B	GRM155B11C223KA01D	K22128806		1-	A	A4
C 2147	CHIP CAP.	0.015uF	16V	B	GRM155B11C153KA01D	K22128807		1-	A	A4
C 2148	CHIP CAP.	560pF	50V	B	UMK105B561KW-F	K22178826		1-	A	A4
C 2149	CHIP CAP.	0.001uF	50V	B	GRM155B11H102KA01D	K22178809		1-	A	A4
C 2150	CHIP CAP.	220pF	50V	B	GRM155B11H221KA01D	K22178801		1-	A	A4
C 2154	CHIP CAP.	1uF	6.3V	B	GRM155B30J105KE18D	K22088803		1-	A	C1
C 2155	CHIP CAP.	1uF	6.3V	B	GRM155B30J105KE18D	K22088803		1-	A	A4
C 2156	CHIP CAP.	0.001uF	50V	B	GRM155B11H102KA01D	K22178809		1-	B	c4
C 2157	CHIP CAP.	0.047uF	10V	B	GRM155B11A473KA01D	K22108801		1-	A	A3
C 2158	CHIP CAP.	0.001uF	50V	B	GRM155B11H102KA01D	K22178809		1-	A	A3
C 2159	CHIP TA.CAP.	47uF	4V		TEESVP0G476M8R	K78060050		1-	A	A4

CNTL Unit

Parts List

REF	DESCRIPTION	VALUE	V/W	TOL.	MFR'S DESIG	YAESU P/N	VERS.	LOT	SIDE	LAY ADR
C 2160	CHIP CAP.	0.001uF	50V	B	GRM155B11H102KA01D	K22178809		1-	A	A3
C 2161	CHIP CAP.	0.047uF	10V	B	GRM155B11A473KA01D	K22108801		1-	A	B4
C 2162	CHIP CAP.	0.047uF	10V	B	GRM155B11A473KA01D	K22108801		1-	A	A4
C 2163	CHIP CAP.	1uF	6.3V	B	GRM155B30J105KE18D	K22088803		1-	A	A4
C 2164	CHIP CAP.	1uF	6.3V	B	GRM155B30J105KE18D	K22088803		1-	A	A3
C 2165	CHIP CAP.	0.001uF	50V	B	GRM155B11H102KA01D	K22178809		1-	A	A3
C 2166	CHIP CAP.	0.001uF	50V	B	GRM155B11H102KA01D	K22178809		1-	A	A3
C 2167	CHIP CAP.	0.1uF	10V	B	GRM155B11A104KA01D	K22108802		1-	A	A4
C 2168	CHIP CAP.	0.001uF	50V	B	GRM155B11H102KA01D	K22178809		1-	A	A4
C 2170	CHIP CAP.	0.001uF	50V	B	GRM155B11H102KA01D	K22178809		1-	A	B1
C 2175	CHIP CAP.	4.7uF	4V	BJ	AMK105BJ475MV-F	K22068801		1-	A	A4
C 2176	CHIP CAP.	4.7uF	4V	BJ	AMK105BJ475MV-F	K22068801		1-	A	A4
C 2177	CHIP CAP.	0.01uF	25V	B	GRM155B11E103KA01D	K22148834		1-	A	A4
C 2178	CHIP CAP.	0.001uF	50V	B	GRM155B11H102KA01D	K22178809		1-	A	A4
C 2179	CHIP CAP.	0.001uF	50V	B	GRM155B11H102KA01D	K22178809		1-	A	A4
C 2180	CHIP CAP.	0.001uF	50V	B	GRM155B11H102KA01D	K22178809		1-	A	A4
C 2181	CHIP CAP.	0.001uF	50V	B	GRM155B11H102KA01D	K22178809		1-	B	c4
C 2182	CHIP CAP.	0.1uF	10V	B	GRM155B11A104KA01D	K22108802		1-	A	C4
C 2183	CHIP CAP.	100pF	50V	CH	GRM1552C1H101JA01D	K22178236		1-	A	B4
C 2186	CHIP CAP.	68pF	50V	CH	GRM1552C1H680JA01D	K22178232		1-	A	B3
C 2187	CHIP CAP.	0.1uF	10V	B	GRM155B11A104KA01D	K22108802		1-	A	C1
C 2188	CHIP CAP.	0.1uF	10V	B	GRM155B11A104KA01D	K22108802		1-	A	B1
C 2189	CHIP TA.CAP.	10uF	10V		TEESVP1A106M8R	K78100074		1-	A	C1
C 2190	CHIP CAP.	0.1uF	10V	B	GRM155B11A104KA01D	K22108802		1-	A	C1
C 2191	CHIP CAP.	0.001uF	50V	B	GRM155B11H102KA01D	K22178809		1-	A	C1
C 2192	CHIP CAP.	4.7uF	4V	BJ	AMK105BJ475MV-F	K22068801		1-	A	A4
C 2193	CHIP CAP.	0.01uF	25V	B	GRM155B11E103KA01D	K22148834		1-	A	A3
C 2194	CHIP CAP.	0.1uF	10V	B	GRM155B11A104KA01D	K22108802		1-	B	c3
C 2195	CHIP CAP.	4.7uF	4V	BJ	AMK105BJ475MV-F	K22068801		1-	A	A4
C 2196	CHIP CAP.	4.7uF	4V	BJ	AMK105BJ475MV-F	K22068801		1-	A	A4
C 2197	CHIP CAP.	4.7uF	4V	BJ	AMK105BJ475MV-F	K22068801		1-	A	A4
C 2198	CHIP CAP.	4.7uF	4V	BJ	AMK105BJ475MV-F	K22068801		1-	A	A4
C 2199	CHIP TA.CAP.	100uF	16V		TMCMC1C107MTRF	K78120098		1-	A	C2
C 2199	CHIP TA.CAP.	100uF	16V		TMCMC1C107MTRF	K78120098		4-	A	C2
C 2200	CHIP CAP.	0.0047uF	50V	B	GRM155B11H472KA01D	K22178838		1-	A	A3
C 2201	CHIP CAP.	0.47uF	6.3V	B	GRM155B30J474KE18D	K22088802		1-	A	B4
C 2202	CHIP CAP.	0.022uF	16V	B	GRM155B11C223KA01D	K22128806		1-	A	A3
C 2203	CHIP CAP.	0.001uF	50V	B	GRM155B11H102KA01D	K22178809		1-	A	A2
C 2204	CHIP TA.CAP.	10uF	16V		TEESVA1C106M8R	K78120077		1-	A	C3
C 2204	CHIP TA.CAP.	4.7uF	20V		TEESVA1D475M8R	K78130048		4-	A	C3
C 2205	CHIP TA.CAP.	220uF	4V		F930G227MBA	K78060060		1-	A	B1
D 2001	LED				CL-165HR/YG-D-T	G2070860		1-	B	a2
D 2002	DIODE				DA221M T2L	G2070940		1-	A	C2
D 2003	DIODE				DA221M T2L	G2070940		1-	A	C2
D 2004	LED				CL-165HR/YG-D-T	G2070860		1-	B	a1
D 2005	LED				MA10-1104Q7NC-WK	G2070878		1-	B	c1
D 2006	DIODE				1SS400G T2R	G2070934		1-	A	C2
D 2007	DIODE				EDZ TE-61 8.2B	G2071188		1-	A	C3
D 2008	LED				MA10-1104Q7NC-WK	G2070878		1-	B	c1
D 2009	LED				MA10-1104Q7NC-WK	G2070878		1-	B	c2
D 2010	LED				19-213/S2C-AN1P2B/3T	G2071096		1-	B	a3
D 2011	LED				19-213/S2C-AN1P2B/3T	G2071096		1-	B	a3
D 2012	LED				19-213/S2C-AN1P2B/3T	G2071096		1-	B	a4
D 2013	LED				19-213/S2C-AN1P2B/3T	G2071096		1-	B	a4
D 2014	DIODE				RB521S-30 TE61	G2070642		1-	A	C4
D 2015	DIODE				RB751G-40T2R	G2071066		1-	A	B2
D 2016	LED				19-213/S2C-AN1P2B/3T	G2071096		1-	B	b4
D 2017	LED				19-213/S2C-AN1P2B/3T	G2071096		1-	B	b4
D 2018	LED				19-213/S2C-AN1P2B/3T	G2071096		1-	B	b4
D 2019	LED				19-213/S2C-AN1P2B/3T	G2071096		1-	B	b4
D 2020	LED				19-213/S2C-AN1P2B/3T	G2071096		1-	B	c4
D 2021	LED				19-213/S2C-AN1P2B/3T	G2071096		1-	B	c4
D 2022	DIODE				1SS400G T2R	G2070934		1-	B	c3
D 2023	DIODE				RD2.0UM-T2	G2070190		1-	A	C1
D 2024	LED				HT-193TW5	G2071390		1-	B	a1
D 2025	DIODE				RB551V-30 TE-17	G2070892		1-	A	C2
D 2026	DIODE				RB751G-40T2R	G2071066		1-	A	B1
D 2027	DIODE				DAN222M T2L	G2070936		1-	A	B4
D 2028	DIODE				DA221M T2L	G2070940		1-	A	B4
D 2029	DIODE				DAN222M T2L	G2070936		1-	A	A4
D 2030	DIODE				DA221M T2L	G2070940		1-	A	A4
D 2031	DIODE				EDZ TE-61 5.1B	G2070998		1-	A	A3
D 2032	DIODE				1SS400G T2R	G2070934		1-	A	A3

CNTL Unit

Parts List

REF	DESCRIPTION	VALUE	V/W	TOL.	MFR'S DESIG	YAESU P/N	VERS.	LOT	SIDE	LAY ADR
D 2033	DIODE				RKZ6.8ZMFAKT P1	G2070978		1-	A	A3
D 2034	DIODE				CDZT2R10B	G2071410		1-	A	B3
D 2036	DIODE				1SS400G T2R	G2070934		1-	A	B3
D 2037	DIODE				1SS400G T2R	G2070934		1-	B	b2
DS2001	LCD MODULE				AH044M	Q7000659		1-		
F 2001	CHIP FUSE	0.2A			FCCR10 201ABPA	Q0000181		1-	A	B3
FB2004	FERRITE BEADS				BLM15AG121SN1D	L1690843		1-	A	A2
FB2005	FERRITE BEADS				BLM15AG121SN1D	L1690843		1-	A	A2
FB2007	FERRITE BEADS				BLM15AG121SN1D	L1690843		1-	A	A1
FB2008	FERRITE BEADS				BLM15AG121SN1D	L1690843		1-	A	A1
FB2009	FERRITE BEADS				BLM15AG121SN1D	L1690843		1-	A	A1
FB2010	FERRITE BEADS				BLM15AG121SN1D	L1690843		1-	A	A1
FB2012	FERRITE BEADS				BLM15AG121SN1D	L1690843		1-	A	B1
FB2013	FERRITE BEADS				BLM15AG121SN1D	L1690843		1-	A	B1
FB2014	FERRITE BEADS				BLM15AG121SN1D	L1690843		1-	A	B1
FB2015	FERRITE BEADS				BLM15AG121SN1D	L1690843		1-	A	B1
FB2016	FERRITE BEADS				BLM15AG121SN1D	L1690843		1-	A	B1
FB2021	FERRITE BEADS				BLM15AG121SN1D	L1690843		1-	A	A3
FB2022	FERRITE BEADS				BLM15AG121SN1D	L1690843		1-	A	A2
FB2023	FERRITE BEADS				BLM15AG121SN1D	L1690843		1-	A	A2
J 2001	CONNECTOR				AXK6F24347YG	P0091552		1-	A	B3
J 2002	CONNECTOR				XF2U-3015-3A	P1091369		1-	B	b1
J 2003	CONNECTOR				AXK5S50237YG	P1091453		1-	A	C4
J 2006	CONNECTOR				MJC-046-C1-3.5-T	P1091309		1-	A	A1
J 2007	CONNECTOR				XF2W-0715-1A	P1091403		1-	A	B1
J 2010	CONNECTOR				AXJ436540G-M	P1091456		1-	A	A2
J 2011	CONNECTOR				04 6298 008 100 883+	P1091459		1-	B	c3
J 2012	CONNECTOR				AXK6F10537YG	P0091566		1-	A	B4
L 2001	M.RFC	6.8uH			LK1608 6R8K-T	L1690632		1-	A	A2
L 2002	M.RFC	1uH			LK1608 1R0K-T	L1690687		1-	A	C2
L 2003	M.RFC	4.7uH			LK1608 4R7K-T	L1690688		1-	B	c4
L 2005	M.RFC	1uH			LK1608 1R0K-T	L1690687		1-	A	A2
Q 2001	TRANSISTOR				2SC5658 T2L Q/R	G3356588		1-	A	C2
Q 2002	TRANSISTOR				DTC144EM T2L	G3070309		1-	B	a2
Q 2003	TRANSISTOR				DTC144EM T2L	G3070309		1-	B	a2
Q 2004	FET				RTM002P02(TAPE)	G3070347		1-	A	C3
Q 2005	TRANSISTOR				DTC144EM T2L	G3070309		1-	A	B3
Q 2006	IC				CMX589AD5	G1094597		1-	A	C3
Q 2007	TRANSISTOR				DTC144EM T2L	G3070309		1-	A	B3
Q 2008	TRANSISTOR				DTC144EM T2L	G3070309		1-	A	C2
Q 2009	FET				MCH6305-TL	G3070301		1-	A	B1
Q 2010	TRANSISTOR				DTC144EM T2L	G3070309		1-	B	b2
Q 2011	TRANSISTOR				DTC144EM T2L	G3070309		1-	B	a2
Q 2012	TRANSISTOR				EMH4T2R	G3070459		1-	A	B3
Q 2014	TRANSISTOR				DTC144EM T2L	G3070309		1-	A	C4
Q 2015	TRANSISTOR				2SC5658 T2L Q/R	G3356588		1-	A	C4
Q 2016	TRANSISTOR				2SC5658 T2L Q/R	G3356588		1-	A	C4
Q 2017	IC				NJU7231F30-TE1	G1093512		1-	A	C2
Q 2018	IC				XC61GN3002HR-G	G1094470		1-	A	C2
Q 2019	IC				XC61GN3002HR-G	G1094470		1-	A	C3
Q 2020	IC				TAR5S30U(TE85L.F)	G1094596		1-	A	B2
Q 2021	IC				NJU3715AVC2(TE1)	G1094893		1-	A	B2
Q 2022	IC				CMX865AE4	G1094617		1-	A	C3
Q 2025	TRANSISTOR				CPH6202-TL	G3070265		1-	B	c2
Q 2026	TRANSISTOR				DTC144EM T2L	G3070309		1-2	A	C1
Q 2026	TRANSISTOR				DTC144EM T2L	G3070309	AUSTRALIA	3	A	C1
Q 2026	TRANSISTOR				DTC144EM T2L	G3070309	EUROPE	3	A	C1
Q 2026	TRANSISTOR				DTC144EM T2L	G3070309	EXPORT	3	A	C1
Q 2026	TRANSISTOR				DTC143ZM	G3070400	USA	3	A	C1
Q 2026	TRANSISTOR				DTC143ZM	G3070400		4-	A	C1
Q 2027	TRANSISTOR				2SD2211 T100 QR	G3422117Q		1-	A	C1
Q 2029	TRANSISTOR				DTC143TM-T2L	G3070372		1-	B	b2
Q 2030	TRANSISTOR				DTC143ZM	G3070400		1-	A	C1
Q 2031	TRANSISTOR				MT3S36FS(TE85L.F)	G3070377		1-	A	A1
Q 2032	IC				R5F61668RN50BGV	G1094952		1-	A	B2
Q 2033	IC				S-35190A-I8T1G	G1094590		1-	A	B1
Q 2034	FET				RTM002P02(TAPE)	G3070347		1-	A	A3
Q 2035	FET				2SK3541 T2L	G3835417		1-	A	A3
Q 2036	FET				RTM002P02(TAPE)	G3070347		1-	A	A3
Q 2037	FET				2SK3541 T2L	G3835417		1-	A	A3
Q 2038	TRANSISTOR				2SC5658 T2L Q/R	G3356588		1-	A	C1
Q 2039	IC				M24512-RDW6TP	G1094562		1-	A	C2
Q 2039	IC				R1EX24512BTAS0I	G1094992		4-	A	C2

CNTL Unit

Parts List

REF	DESCRIPTION	VALUE	V/W	TOL.	MFR'S DESIG	YAESU P/N	VERS.	LOT	SIDE	LAY ADR
Q 2040	IC				M24512-RDW6TP	G1094562		1-	A	C2
Q 2040	IC				R1EX24512BTAS0I	G1094992		4-	A	C2
Q 2041	TRANSISTOR				2SC4915-O(TE85L.F)	G33491580		1-	B	c3
Q 2042	FET				MCH6305-TL	G3070301		1-	A	C1
Q 2043	FET				RTM002P02(TAPE)	G3070347		1-	A	A3
Q 2044	FET				RZM002P02	G3070432		1-	A	A3
Q 2045	FET				2SK3541 T2L	G3835417		1-	A	B3
Q 2046	IC				BA2902KN	G1094201		1-	A	A3
Q 2047	FET				2SK3541 T2L	G3835417		1-	A	B3
Q 2048	IC				TDA2822D013TR	G1091542		1-	A	B1
Q 2049	IC				BA2902KN	G1094201		1-	A	B4
Q 2050	IC				BA2902KN	G1094201		1-	A	B4
Q 2051	IC				BA2902KN	G1094201		1-	A	A4
Q 2052	IC				ADM3202ARUZ	G1094022		1-	A	A2
Q 2053	TRANSISTOR				DTA144EM T2L	G3070310		1-	A	A3
Q 2054	FET				2SK3541 T2L	G3835417		1-	A	A3
Q 2055	TRANSISTOR				2SC5658 T2L Q/R	G3356588		1-	A	B4
Q 2056	IC				LM2904PWR	G1094010		1-	A	B4
Q 2057	TRANSISTOR				DTC144EM T2L	G3070309		1-	A	B4
Q 2058	TRANSISTOR				DTC144EM T2L	G3070309		1-	A	B4
Q 2059	TRANSISTOR				DTC144EM T2L	G3070309		1-	A	B4
Q 2060	TRANSISTOR				2SC5658 T2L Q/R	G3356588		1-	A	A4
Q 2061	TRANSISTOR				DTC144EM T2L	G3070309		1-	A	A4
Q 2062	TRANSISTOR				DTC144EM T2L	G3070309		1-	A	A4
Q 2063	TRANSISTOR				DTC144EM T2L	G3070309		1-	A	A4
Q 2064	TRANSISTOR				DTC144EM T2L	G3070309		1-	A	A4
Q 2068	FET				2SK3541 T2L	G3835417		1-	A	A3
Q 2069	TRANSISTOR				DTC144TE-TL	G3070280		1-	A	B4
Q 2070	TRANSISTOR				DTC144EM T2L	G3070309		1-	A	B4
Q 2071	TRANSISTOR				DTC144TE-TL	G3070280		1-	A	A4
Q 2072	IC				R2A20178NP	G1094776		1-	A	A4
Q 2073	TRANSISTOR				DTA144EM T2L	G3070310		1-	A	A3
Q 2074	IC				LM2904PWR	G1094010		1-	A	A4
Q 2075	TRANSISTOR				DTC143ZE TL	G3070102		1-	A	B4
Q 2076	IC				TS3A24159DGSRG4	G1094892		1-	A	B2
Q 2077	IC				TS3A24159DGSRG4	G1094892		1-	A	B3
Q 2078	TRANSISTOR				EMD2 T2R	G3070312		1-	A	B3
Q 2079	TRANSISTOR				2SC5658 T2L Q/R	G3356588		1-	A	B1
Q 2080	TRANSISTOR				DTC144EM T2L	G3070309		1-	A	B3
Q 2081	IC				TC75S54FE(TE85L)	G1093926		1-	A	B3
Q 2083	TRANSISTOR				DTC144EM T2L	G3070309		1-	A	A3
Q 2084	FET				RSE002P03TL	G3070472		1-	A	A2
Q 2085	FET				2SK3541 T2L	G3835417		1-	A	A2
R 2001	CHIP RES.	47k	1/16W	5%	RMC1/16S 473JTH	J24189045		1-	A	C3
R 2002	CHIP RES.	100	1/16W	5%	RMC1/16S 101JTH	J24189013		1-	A	C3
R 2003	CHIP RES.	1M	1/16W	5%	RMC1/16S 105JTH	J24189061		1-	A	C3
R 2004	CHIP RES.	100k	1/16W	5%	RMC1/16S 104JTH	J24189049		1-	A	C3
R 2005	CHIP RES.	2.2k	1/16W	5%	RMC1/16S 222JTH	J24189029		1-	A	B3
R 2006	CHIP RES.	15k	1/16W	5%	RMC1/16S 153JTH	J24189039		1-	A	C2
R 2007	CHIP RES.	100	1/16W	5%	RMC1/16S 101JTH	J24189013		1-	B	a2
R 2008	CHIP RES.	220	1/16W	5%	RMC1/16S 221JTH	J24189017		1-	B	a2
R 2009	CHIP RES.	100	1/16W	5%	RMC1/16S 101JTH	J24189013		1-	B	a2
R 2010	CHIP RES.	10k	1/16W	5%	RMC1/16S 103JTH	J24189037		1-	A	B3
R 2011	CHIP RES.	390k	1/16W	5%	RMC1/16S 394JTH	J24189056		1-	A	C2
R 2012	CHIP RES.	22k	1/16W	5%	RMC1/16S 223JTH	J24189041		1-	A	C2
R 2013	CHIP RES.	220	1/16W	5%	RMC1/16S 221JTH	J24189017		1-	B	a2
R 2014	CHIP RES.	100	1/16W	5%	RMC1/16S 101JTH	J24189013		1-	B	c1
R 2015	CHIP RES.	100k	1/16W	5%	RMC1/16S 104JTH	J24189049		1-	A	B3
R 2016	CHIP RES.	100k	1/16W	5%	RMC1/16S 104JTH	J24189049		1-	A	B3
R 2017	CHIP RES.	100k	1/16W	5%	RMC1/16S 104JTH	J24189049		1-	A	B3
R 2018	CHIP RES.	47k	1/16W	5%	RMC1/16S 473JTH	J24189045		1-	A	B4
R 2019	CHIP RES.	47k	1/16W	5%	RMC1/16S 473JTH	J24189045		1-	A	B4
R 2020	CHIP RES.	100k	1/16W	5%	RMC1/16S 104JTH	J24189049		1-	A	C4
R 2021	CHIP RES.	47k	1/16W	5%	RMC1/16S 473JTH	J24189045		1-	A	B4
R 2022	CHIP RES.	47k	1/16W	5%	RMC1/16S 473JTH	J24189045		1-	A	B4
R 2023	CHIP RES.	4.7k	1/16W	5%	RMC1/16S 472JTH	J24189033		1-	A	B3
R 2024	CHIP RES.	100k	1/16W	5%	RMC1/16S 104JTH	J24189049		1-	A	C4
R 2025	CHIP RES.	150k	1/16W	5%	RMC1/16S 154JTH	J24189051		1-	A	B2
R 2026	CHIP RES.	22k	1/16W	5%	RMC1/16S 223JTH	J24189041		1-	A	C2
R 2027	CHIP RES.	82k	1/16W	5%	RMC1/16S 823JTH	J24189048		1-	A	B2
R 2028	CHIP RES.	22k	1/16W	5%	RMC1/16S 223JTH	J24189041		1-	A	C3
R 2030	CHIP RES.	100	1/16W	5%	RMC1/16S 101JTH	J24189013		1-	B	c2
R 2032	CHIP RES.	100	1/16W	5%	RMC1/16S 101JTH	J24189013		1-	B	c2

CNTL Unit

Parts List

REF	DESCRIPTION	VALUE	V/W	TOL.	MFR'S DESIG	YAESU P/N	VERS.	LOT	SIDE	LAY ADR
R 2033	CHIP RES.	220	1/16W	5%	RMC1/16S 221JTH	J24189017		1-	B	b2
R 2034	CHIP RES.	220	1/16W	5%	RMC1/16S 221JTH	J24189017		1-	B	b2
R 2035	CHIP RES.	220	1/16W	5%	RMC1/16S 221JTH	J24189017		1-	B	b2
R 2036	CHIP RES.	220	1/16W	5%	RMC1/16S 221JTH	J24189017		1-	B	c2
R 2037	CHIP RES.	10k	1/16W	5%	RMC1/16S 103JTH	J24189037		1-	A	B3
R 2038	CHIP RES.	680	1/16W	5%	RMC1/16S 681JTH	J24189023		1-	A	C4
R 2039	CHIP RES.	0	1/16W	5%	RMC1/16S JPTH	J24189070		1-	A	C4
R 2040	CHIP RES.	3.3M	1/16W	5%	RMC1/16S 335JTH	J24189324		1-	A	C4
R 2041	CHIP RES.	10k	1/16W	5%	RMC1/16S 103JTH	J24189037		1-	A	C3
R 2042	CHIP RES.	100k	1/16W	5%	RMC1/16S 104JTH	J24189049		1-	A	C3
R 2043	CHIP RES.	100k	1/16W	5%	RMC1/16S 104JTH	J24189049		1-	A	C3
R 2044	CHIP RES.	330k	1/16W	0.5%	MCR01MZPD3303	J24189330		1-	A	B2
R 2045	CHIP RES.	100k	1/16W	5%	RMC1/16S 104JTH	J24189049		1-	A	B3
R 2047	CHIP RES.	220	1/16W	5%	RMC1/16S 221JTH	J24189017		1-	B	c2
R 2048	CHIP RES.	220	1/16W	5%	RMC1/16S 221JTH	J24189017		1-	B	c2
R 2049	CHIP RES.	220	1/16W	5%	RMC1/16S 221JTH	J24189017		1-	B	c2
R 2050	CHIP RES.	47	1/16W	5%	RMC1/16S 470JTH	J24189009		1-	B	c3
R 2051	CHIP RES.	220	1/16W	5%	RMC1/16S 221JTH	J24189017		1-	B	c2
R 2052	CHIP RES.	10k	1/16W	5%	RMC1/16S 103JTH	J24189037		1-	B	c3
R 2053	CHIP RES.	220	1/16W	5%	RMC1/16S 221JTH	J24189017		1-	B	c2
R 2054	CHIP RES.	1k	1/16W	5%	RMC1/16S 102JTH	J24189025		1-	B	c3
R 2055	CHIP RES.	220	1/16W	5%	RMC1/16S 221JTH	J24189017		1-	B	c2
R 2056	CHIP RES.	47k	1/16W	5%	RMC1/16S 473JTH	J24189045		1-	A	B4
R 2057	CHIP RES.	100k	1/16W	5%	RMC1/16S 104JTH	J24189049		1-	A	C2
R 2058	CHIP RES.	39	1/16W	5%	RMC1/16S 390JTH	J24189008		1-2	A	C1
R 2058	CHIP RES.	39	1/16W	5%	RMC1/16S 390JTH	J24189008	AUSTRALIA	3-	A	C1
R 2058	CHIP RES.	39	1/16W	5%	RMC1/16S 390JTH	J24189008	EUROPE	3-	A	C1
R 2058	CHIP RES.	39	1/16W	5%	RMC1/16S 390JTH	J24189008	EXPORT	3-	A	C1
R 2058	CHIP RES.	33	1/16W	5%	RMC1/16S 330JTH	J24189007	USA	3-	A	C1
R 2059	CHIP RES.	4.7k	1/16W	5%	RMC1/16S 472JTH	J24189033		1-2	A	C1
R 2059	CHIP RES.	4.7k	1/16W	5%	RMC1/16S 472JTH	J24189033	AUSTRALIA	3-	A	C1
R 2059	CHIP RES.	4.7k	1/16W	5%	RMC1/16S 472JTH	J24189033	EUROPE	3-	A	C1
R 2059	CHIP RES.	4.7k	1/16W	5%	RMC1/16S 472JTH	J24189033	EXPORT	3-	A	C1
R 2059	CHIP RES.	6.8k	1/16W	5%	RMC1/16S 682JTH	J24189035	USA	3-	A	C1
R 2060	CHIP RES.	4.7k	1/16W	5%	RMC1/16S 472JTH	J24189033		1-2	A	C1
R 2060	CHIP RES.	4.7k	1/16W	5%	RMC1/16S 472JTH	J24189033	AUSTRALIA	3-	A	C1
R 2060	CHIP RES.	4.7k	1/16W	5%	RMC1/16S 472JTH	J24189033	EUROPE	3-	A	C1
R 2060	CHIP RES.	4.7k	1/16W	5%	RMC1/16S 472JTH	J24189033	EXPORT	3-	A	C1
R 2060	CHIP RES.	6.8k	1/16W	5%	RMC1/16S 682JTH	J24189035	USA	3-	A	C1
R 2061	CHIP RES.	22k	1/16W	5%	RMC1/16S 223JTH	J24189041		1-	A	A1
R 2062	CHIP RES.	68k	1/16W	0.5%	MCR01MZPD6802	J24189384		1-	A	B2
R 2064	CHIP RES.	47	1/16W	5%	RMC1/16S 470JTH	J24189009		1-	B	b2
R 2065	CHIP RES.	47	1/16W	5%	RMC1/16S 470JTH	J24189009		1-	B	b2
R 2066	CHIP RES.	1M	1/16W	5%	RMC1/16S 105JTH	J24189061		1-	A	A2
R 2067	CHIP RES.	22k	1/16W	5%	RMC1/16S 223JTH	J24189041		1-	A	A1
R 2068	CHIP RES.	4.7k	1/16W	5%	RMC1/16S 472JTH	J24189033		1-	A	B1
R 2069	CHIP RES.	22	1/16W	5%	RMC1/16S 220JTH	J24189005		1-	A	A2
R 2070	CHIP RES.	4.7k	1/16W	5%	RMC1/16S 472JTH	J24189033		1-	A	A3
R 2071	CHIP RES.	22	1/16W	5%	RMC1/16S 220JTH	J24189005		1-	A	A3
R 2072	CHIP RES.	47k	1/16W	5%	RMC1/16S 473JTH	J24189045		1-	A	A2
R 2073	CHIP RES.	22k	1/16W	5%	RMC1/16S 223JTH	J24189041		1-	A	B2
R 2074	CHIP RES.	22k	1/16W	5%	RMC1/16S 223JTH	J24189041		1-	A	C2
R 2076	CHIP RES.	27k	1/16W	0.5%	RR0510R-273-D	J24189153		1-	A	B2
R 2078	CHIP RES.	10k	1/16W	5%	RMC1/16S 103JTH	J24189037		1-	A	B1
R 2079	CHIP RES.	330k	1/16W	5%	RMC1/16S 334JTH	J24189055		1-	A	A3
R 2080	CHIP RES.	47k	1/16W	5%	RMC1/16S 473JTH	J24189045		1-	A	A3
R 2081	CHIP RES.	1.5k	1/16W	5%	RMC1/16S 152JTH	J24189027		1-	A	A3
R 2082	CHIP RES.	47k	1/16W	5%	RMC1/16S 473JTH	J24189045		1-	A	A3
R 2083	CHIP RES.	1k	1/16W	5%	RMC1/16S 102JTH	J24189025		1-	A	B1
R 2084	CHIP RES.	47k	1/16W	0.5%	MCR01MZPD4702	J24189382		1-	A	A1
R 2085	CHIP RES.	47k	1/16W	5%	RMC1/16S 473JTH	J24189045		1-	A	C1
R 2086	CHIP RES.	15k	1/16W	5%	RMC1/16S 153JTH	J24189039		1-	A	C1
R 2087	CHIP RES.	6.8k	1/16W	0.5%	MCR01MZPD6801	J24189372		1-	A	C1
R 2088	CHIP RES.	15k	1/16W	5%	RMC1/16S 153JTH	J24189039		1-	A	B4
R 2089	CHIP RES.	10k	1/16W	5%	RMC1/16S 103JTH	J24189037		1-	A	B4
R 2090	CHIP RES.	150k	1/16W	5%	RMC1/16S 154JTH	J24189051		1-	A	B4
R 2091	CHIP RES.	680	1/16W	5%	RMC1/16S 681JTH	J24189023		1-	A	B4
R 2092	CHIP RES.	47k	1/16W	5%	RMC1/16S 473JTH	J24189045		1-	A	B4
R 2093	CHIP RES.	33k	1/16W	5%	RMC1/16S 333JTH	J24189043		1-	A	B4
R 2094	CHIP RES.	10k	1/16W	5%	RMC1/16S 103JTH	J24189037		1-	A	B4
R 2095	CHIP RES.	680	1/16W	5%	RMC1/16S 681JTH	J24189023		1-	A	B4
R 2096	CHIP RES.	15k	1/16W	5%	RMC1/16S 153JTH	J24189039		1-	A	B4
R 2097	CHIP RES.	150k	1/16W	5%	RMC1/16S 154JTH	J24189051		1-	A	B4

CNTL Unit

Parts List

REF	DESCRIPTION	VALUE	V/W	TOL.	MFR'S DESIG	YAESU P/N	VERS.	LOT	SIDE	LAY ADR
R 2098	CHIP RES.	47k	1/16W	5%	RMC1/16S 473JTH	J24189045		1-	A	B4
R 2099	CHIP RES.	47k	1/16W	5%	RMC1/16S 473JTH	J24189045		1-	B	c3
R 2101	CHIP RES.	47k	1/16W	5%	RMC1/16S 473JTH	J24189045		1-	B	c3
R 2102	CHIP RES.	1k	1/16W	5%	RMC1/16S 102JTH	J24189025		1-	B	c3
R 2103	CHIP RES.	18k	1/16W	0.5%	MCR01MZPD1802	J24189377		1-	A	C1
R 2104	CHIP RES.	2.7	1/16W	5%	RMC1/16S 2R7JTH	J24189503		1-	A	C1
R 2106	CHIP RES.	2.7	1/16W	5%	RMC1/16S 2R7JTH	J24189503		1-	A	C1
R 2107	CHIP RES.	2.7	1/16W	5%	RMC1/16S 2R7JTH	J24189503		1-	A	C1
R 2108	CHIP RES.	100k	1/16W	5%	RMC1/16S 104JTH	J24189049		1-	A	A3
R 2109	CHIP RES.	100k	1/16W	5%	RMC1/16S 104JTH	J24189049		1-	A	A3
R 2110	CHIP RES.	4.7k	1/16W	5%	RMC1/16S 472JTH	J24189033		1-	A	A3
R 2111	CHIP RES.	10k	1/16W	5%	RMC1/16S 103JTH	J24189037		1-	A	A3
R 2112	CHIP RES.	1k	1/16W	5%	RMC1/16S 102JTH	J24189025		1-	A	B3
R 2113	CHIP RES.	470k	1/16W	5%	RMC1/16S 474JTH	J24189057		1-	A	A3
R 2114	CHIP RES.	180k	1/16W	5%	RMC1/16S 184JTH	J24189052		1-	A	B3
R 2115	CHIP RES.	4.7k	1/16W	5%	RMC1/16S 472JTH	J24189033		1-	A	A3
R 2116	CHIP RES.	100k	1/16W	5%	RMC1/16S 104JTH	J24189049		1-	A	B3
R 2117	CHIP RES.	100k	1/16W	5%	RMC1/16S 104JTH	J24189049		1-	A	B3
R 2118	CHIP RES.	1.2k	1/16W	5%	RMC1/16S 122JTH	J24189026		1-	A	B3
R 2119	CHIP RES.	10k	1/16W	5%	RMC1/16S 103JTH	J24189037		1-	A	B3
R 2120	CHIP RES.	10k	1/16W	5%	RMC1/16S 103JTH	J24189037		1-	A	B3
R 2121	CHIP RES.	150k	1/16W	5%	RMC1/16S 154JTH	J24189051		1-	A	B4
R 2122	CHIP RES.	47k	1/16W	5%	RMC1/16S 473JTH	J24189045		1-	A	B4
R 2123	CHIP RES.	47k	1/16W	5%	RMC1/16S 473JTH	J24189045		1-	A	B4
R 2124	CHIP RES.	560k	1/16W	5%	RMC1/16S 564JTH	J24189058		1-	A	B4
R 2125	CHIP RES.	68k	1/16W	5%	RMC1/16S 683JTH	J24189047		1-	A	B4
R 2126	CHIP RES.	390k	1/16W	5%	RMC1/16S 394JTH	J24189056		1-	A	B4
R 2127	CHIP RES.	47k	1/16W	5%	RMC1/16S 473JTH	J24189045		1-	A	B4
R 2128	CHIP RES.	390k	1/16W	5%	RMC1/16S 394JTH	J24189056		1-	A	B4
R 2129	CHIP RES.	560k	1/16W	5%	RMC1/16S 564JTH	J24189058		1-	A	B4
R 2130	CHIP RES.	10k	1/16W	5%	RMC1/16S 103JTH	J24189037		1-	A	B4
R 2131	CHIP RES.	47k	1/16W	5%	RMC1/16S 473JTH	J24189045		1-	A	B4
R 2132	CHIP RES.	10k	1/16W	5%	RMC1/16S 103JTH	J24189037		1-	A	B4
R 2133	CHIP RES.	68k	1/16W	5%	RMC1/16S 683JTH	J24189047		1-	A	B4
R 2134	CHIP RES.	390k	1/16W	5%	RMC1/16S 394JTH	J24189056		1-	A	B4
R 2135	CHIP RES.	47k	1/16W	5%	RMC1/16S 473JTH	J24189045		1-	A	B4
R 2136	CHIP RES.	390k	1/16W	5%	RMC1/16S 394JTH	J24189056		1-	A	B4
R 2139	CHIP RES.	100k	1/16W	5%	RMC1/16S 104JTH	J24189049		1-	A	C1
R 2140	CHIP RES.	100	1/16W	5%	RMC1/16S 101JTH	J24189013		1-	A	A1
R 2142	CHIP RES.	47k	1/16W	5%	RMC1/16S 473JTH	J24189045		1-	A	A4
R 2143	CHIP RES.	150k	1/16W	5%	RMC1/16S 154JTH	J24189051		1-	A	A4
R 2144	CHIP RES.	390k	1/16W	5%	RMC1/16S 394JTH	J24189056		1-	A	A3
R 2145	CHIP RES.	2.2k	1/16W	5%	RMC1/16S 222JTH	J24189029		1-	A	A3
R 2146	CHIP RES.	47k	1/16W	5%	RMC1/16S 473JTH	J24189045		1-	A	A4
R 2147	CHIP RES.	4.7k	1/16W	5%	RMC1/16S 472JTH	J24189033		1-	A	A3
R 2148	CHIP RES.	220k	1/16W	5%	RMC1/16S 224JTH	J24189053		1-	A	B3
R 2149	CHIP RES.	10k	1/16W	5%	RMC1/16S 103JTH	J24189037		1-	A	A3
R 2150	CHIP RES.	2.2k	1/16W	5%	RMC1/16S 222JTH	J24189029		1-	A	A3
R 2151	CHIP RES.	1.2M	1/16W	5%	RMC1/16S 125JTH	J24189062		1-3	A	A3
R 2151	CHIP RES.	1.2M	1/16W	5%	RMC1/16S 125JTH	J24189062	AUSTRALIA	4-	A	A3
R 2151	CHIP RES.	3.3M	1/16W	5%	RMC1/16S 335JTH	J24189324	EUROPE	4-	A	A3
R 2151	CHIP RES.	3.3M	1/16W	5%	RMC1/16S 335JTH	J24189324	EXPORT	4-	A	A3
R 2151	CHIP RES.	1.2M	1/16W	5%	RMC1/16S 125JTH	J24189062	USA	4-	A	A3
R 2152	CHIP RES.	560k	1/16W	5%	RMC1/16S 564JTH	J24189058		1-	A	A3
R 2153	CHIP RES.	47k	1/16W	5%	RMC1/16S 473JTH	J24189045		1-	A	A4
R 2154	CHIP RES.	100k	1/16W	5%	RMC1/16S 104JTH	J24189049		1-	A	B4
R 2155	CHIP RES.	10k	1/16W	5%	RMC1/16S 103JTH	J24189037		1-	A	B4
R 2156	CHIP RES.	10k	1/16W	5%	RMC1/16S 103JTH	J24189037		1-	A	B4
R 2157	CHIP RES.	68k	1/16W	5%	RMC1/16S 683JTH	J24189047		1-	A	B4
R 2158	CHIP RES.	47k	1/16W	5%	RMC1/16S 473JTH	J24189045		1-	A	B4
R 2159	CHIP RES.	390k	1/16W	5%	RMC1/16S 394JTH	J24189056		1-	A	B4
R 2160	CHIP RES.	390k	1/16W	5%	RMC1/16S 394JTH	J24189056		1-	A	B4
R 2161	CHIP RES.	10k	1/16W	5%	RMC1/16S 103JTH	J24189037		1-	A	A4
R 2162	CHIP RES.	10k	1/16W	5%	RMC1/16S 103JTH	J24189037		1-	A	A4
R 2163	CHIP RES.	47k	1/16W	5%	RMC1/16S 473JTH	J24189045		1-	A	A4
R 2164	CHIP RES.	68k	1/16W	5%	RMC1/16S 683JTH	J24189047		1-	A	A4
R 2165	CHIP RES.	390k	1/16W	5%	RMC1/16S 394JTH	J24189056		1-	A	A4
R 2166	CHIP RES.	390k	1/16W	5%	RMC1/16S 394JTH	J24189056		1-	A	A4
R 2172	CHIP RES.	10k	1/16W	5%	RMC1/16S 103JTH	J24189037		1-	A	A4
R 2173	CHIP RES.	10k	1/16W	5%	RMC1/16S 103JTH	J24189037		1-	A	C1
R 2175	CHIP RES.	10k	1/16W	5%	RMC1/16S 103JTH	J24189037		1-	A	A4
R 2176	CHIP RES.	47k	1/16W	5%	RMC1/16S 473JTH	J24189045		1-	A	A3
R 2177	CHIP RES.	33k	1/16W	5%	RMC1/16S 333JTH	J24189043		1-	A	A3

CNTL Unit

Parts List

REF	DESCRIPTION	VALUE	V/W	TOL.	MFR'S DESIG	YAESU P/N	VERS.	LOT	SIDE	LAY ADR
R 2178	CHIP RES.	5.6k	1/16W	5%	RMC1/16S 562JTH	J24189034		1-	A	A3
R 2179	CHIP RES.	68k	1/16W	5%	RMC1/16S 683JTH	J24189047		1-	A	A3
R 2180	CHIP RES.	100k	1/16W	5%	RMC1/16S 104JTH	J24189049		1-	A	A3
R 2181	CHIP RES.	330k	1/16W	5%	RMC1/16S 334JTH	J24189055		1-	A	A3
R 2182	CHIP RES.	47k	1/16W	5%	RMC1/16S 473JTH	J24189045		1-	A	B4
R 2183	CHIP RES.	12k	1/16W	5%	RMC1/16S 123JTH	J24189038		1-	A	B4
R 2184	CHIP RES.	47k	1/16W	5%	RMC1/16S 473JTH	J24189045		1-	A	B4
R 2185	CHIP RES.	10k	1/16W	5%	RMC1/16S 103JTH	J24189037		1-	A	B4
R 2186	CHIP RES.	47k	1/16W	5%	RMC1/16S 473JTH	J24189045		1-	A	B4
R 2187	CHIP RES.	10k	1/16W	5%	RMC1/16S 103JTH	J24189037		1-	A	B4
R 2188	CHIP RES.	47k	1/16W	5%	RMC1/16S 473JTH	J24189045		1-	A	A4
R 2189	CHIP RES.	47k	1/16W	5%	RMC1/16S 473JTH	J24189045		1-	A	A4
R 2190	CHIP RES.	12k	1/16W	5%	RMC1/16S 123JTH	J24189038		1-	A	A4
R 2191	CHIP RES.	47k	1/16W	5%	RMC1/16S 473JTH	J24189045		1-	A	A4
R 2192	CHIP RES.	10k	1/16W	5%	RMC1/16S 103JTH	J24189037		1-	A	A4
R 2193	CHIP RES.	10k	1/16W	5%	RMC1/16S 103JTH	J24189037		1-	A	A4
R 2194	CHIP RES.	100k	1/16W	5%	RMC1/16S 104JTH	J24189049		1-	A	A4
R 2195	CHIP RES.	100k	1/16W	5%	RMC1/16S 104JTH	J24189049		1-	A	A4
R 2196	CHIP RES.	10k	1/16W	5%	RMC1/16S 103JTH	J24189037		1-	A	A4
R 2197	CHIP RES.	270k	1/16W	0.5%	MCR01MZPD2703	J24189329		1-	A	A3
R 2198	CHIP RES.	100k	1/16W	0.5%	RR0510R-104-D	J24189167		1-	A	A3
R 2199	CHIP RES.	10k	1/16W	5%	RMC1/16S 103JTH	J24189037		1-	A	A3
R 2200	CHIP RES.	390k	1/16W	5%	RMC1/16S 394JTH	J24189056		1-	A	A3
R 2201	CHIP RES.	47k	1/16W	5%	RMC1/16S 473JTH	J24189045		1-	A	A3
R 2202	CHIP RES.	470	1/16W	5%	RMC1/16S 471JTH	J24189021		1-	A	A3
R 2203	CHIP RES.	27k	1/16W	5%	RMC1/16S 273JTH	J24189042		1-	A	A3
R 2204	CHIP RES.	1.5k	1/16W	5%	RMC1/16S 152JTH	J24189027		1-	A	A3
R 2205	CHIP RES.	100k	1/16W	5%	RMC1/16S 104JTH	J24189049		1-	A	A3
R 2206	CHIP RES.	1k	1/16W	5%	RMC1/16S 102JTH	J24189025		1-	A	B1
R 2207	CHIP RES.	1k	1/16W	5%	RMC1/16S 102JTH	J24189025		1-	A	B1
R 2208	CHIP RES.	22k	1/16W	5%	RMC1/16S 223JTH	J24189041		1-	A	A4
R 2209	CHIP RES.	270k	1/16W	5%	RMC1/16S 274JTH	J24189054		1-	A	A4
R 2210	CHIP RES.	220k	1/16W	5%	RMC1/16S 224JTH	J24189053		1-	A	A4
R 2211	CHIP RES.	47k	1/16W	5%	RMC1/16S 473JTH	J24189045		1-	A	A4
R 2212	CHIP RES.	47k	1/16W	5%	RMC1/16S 473JTH	J24189045		1-	A	A4
R 2213	CHIP RES.	47k	1/16W	5%	RMC1/16S 473JTH	J24189045		1-	A	A4
R 2214	CHIP RES.	100k	1/16W	5%	RMC1/16S 104JTH	J24189049		1-	A	A4
R 2215	CHIP RES.	270k	1/16W	5%	RMC1/16S 274JTH	J24189054		1-	A	A4
R 2216	CHIP RES.	33k	1/16W	5%	RMC1/16S 333JTH	J24189043		1-	A	A4
R 2217	CHIP RES.	2.2k	1/16W	5%	RMC1/16S 222JTH	J24189029		1-	B	c4
R 2218	CHIP RES.	100k	1/16W	5%	RMC1/16S 104JTH	J24189049		1-	A	B4
R 2219	CHIP RES.	33k	1/16W	5%	RMC1/16S 333JTH	J24189043		1-	A	B4
R 2220	CHIP RES.	10k	1/16W	5%	RMC1/16S 103JTH	J24189037		1-	A	A4
R 2221	CHIP RES.	10k	1/16W	5%	RMC1/16S 103JTH	J24189037		1-	A	A4
R 2223	CHIP RES.	39	1/16W	5%	RMC1/16S 390JTH	J24189008		1-2	A	C1
R 2223	CHIP RES.	39	1/16W	5%	RMC1/16S 390JTH	J24189008	AUSTRALIA	3-	A	C1
R 2223	CHIP RES.	39	1/16W	5%	RMC1/16S 390JTH	J24189008	EUROPE	3-	A	C1
R 2223	CHIP RES.	39	1/16W	5%	RMC1/16S 390JTH	J24189008	EXPORT	3-	A	C1
R 2223	CHIP RES.	33	1/16W	5%	RMC1/16S 330JTH	J24189007	USA	3-	A	C1
R 2224	CHIP RES.	39	1/16W	5%	RMC1/16S 390JTH	J24189008		1-2	A	C1
R 2224	CHIP RES.	39	1/16W	5%	RMC1/16S 390JTH	J24189008	AUSTRALIA	3-	A	C1
R 2224	CHIP RES.	39	1/16W	5%	RMC1/16S 390JTH	J24189008	EUROPE	3-	A	C1
R 2224	CHIP RES.	39	1/16W	5%	RMC1/16S 390JTH	J24189008	EXPORT	3-	A	C1
R 2224	CHIP RES.	33	1/16W	5%	RMC1/16S 330JTH	J24189007	USA	3-	A	C1
R 2225	CHIP RES.	39	1/16W	5%	RMC1/16S 390JTH	J24189008		1-2	A	C1
R 2225	CHIP RES.	39	1/16W	5%	RMC1/16S 390JTH	J24189008	AUSTRALIA	3-	A	C1
R 2225	CHIP RES.	39	1/16W	5%	RMC1/16S 390JTH	J24189008	EUROPE	3-	A	C1
R 2225	CHIP RES.	39	1/16W	5%	RMC1/16S 390JTH	J24189008	EXPORT	3-	A	C1
R 2225	CHIP RES.	33	1/16W	5%	RMC1/16S 330JTH	J24189007	USA	3-	A	C1
R 2226	CHIP RES.	39	1/16W	5%	RMC1/16S 390JTH	J24189008		1-2	A	C1
R 2226	CHIP RES.	39	1/16W	5%	RMC1/16S 390JTH	J24189008	AUSTRALIA	3-	A	C1
R 2226	CHIP RES.	39	1/16W	5%	RMC1/16S 390JTH	J24189008	EUROPE	3-	A	C1
R 2226	CHIP RES.	39	1/16W	5%	RMC1/16S 390JTH	J24189008	EXPORT	3-	A	C1
R 2226	CHIP RES.	33	1/16W	5%	RMC1/16S 330JTH	J24189007	USA	3-	A	C1
R 2227	CHIP RES.	39	1/16W	5%	RMC1/16S 390JTH	J24189008		1-2	A	C1
R 2227	CHIP RES.	39	1/16W	5%	RMC1/16S 390JTH	J24189008	AUSTRALIA	3-	A	C1
R 2227	CHIP RES.	39	1/16W	5%	RMC1/16S 390JTH	J24189008	EUROPE	3-	A	C1
R 2227	CHIP RES.	39	1/16W	5%	RMC1/16S 390JTH	J24189008	EXPORT	3-	A	C1
R 2227	CHIP RES.	33	1/16W	5%	RMC1/16S 330JTH	J24189007	USA	3-	A	C1
R 2228	CHIP RES.	39	1/16W	5%	RMC1/16S 390JTH	J24189008		1-2	A	C1
R 2228	CHIP RES.	39	1/16W	5%	RMC1/16S 390JTH	J24189008	AUSTRALIA	3-	A	C1
R 2228	CHIP RES.	39	1/16W	5%	RMC1/16S 390JTH	J24189008	EUROPE	3-	A	C1
R 2228	CHIP RES.	39	1/16W	5%	RMC1/16S 390JTH	J24189008	EXPORT	3-	A	C1

CNTL Unit

Parts List

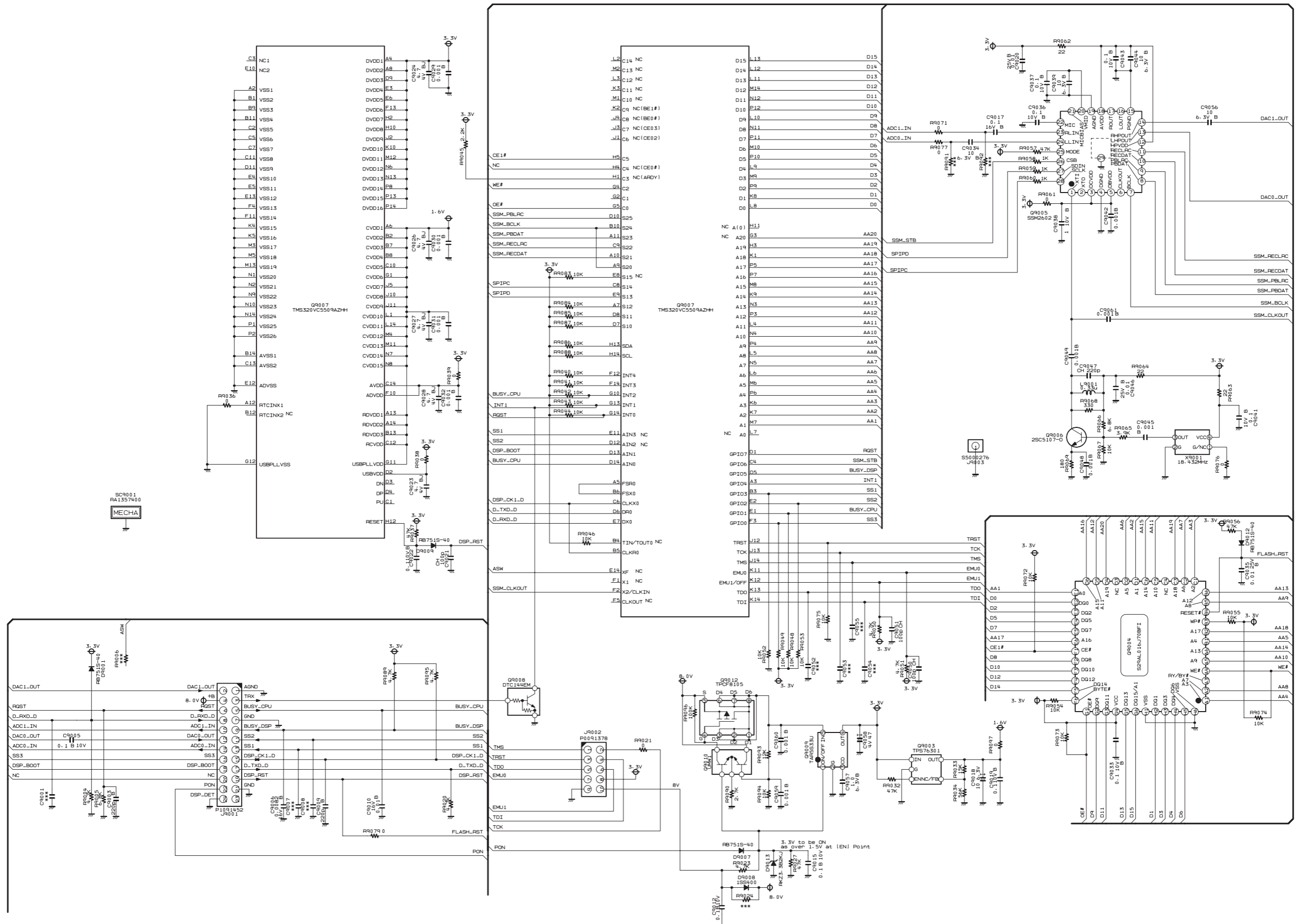
REF	DESCRIPTION	VALUE	V/W	TOL.	MFR'S DESIG	YAESU P/N	VERS.	LOT	SIDE	LAY ADR
R 2228	CHIP RES.	33	1/16W	5%	RMC1/16S 330JTH	J24189007	USA	3-	A	C1
R 2229	CHIP RES.	39	1/16W	5%	RMC1/16S 390JTH	J24189008		1-2	A	C1
R 2229	CHIP RES.	39	1/16W	5%	RMC1/16S 390JTH	J24189008	AUSTRALIA	3-	A	C1
R 2229	CHIP RES.	39	1/16W	5%	RMC1/16S 390JTH	J24189008	EUROPE	3-	A	C1
R 2229	CHIP RES.	39	1/16W	5%	RMC1/16S 390JTH	J24189008	EXPORT	3-	A	C1
R 2229	CHIP RES.	33	1/16W	5%	RMC1/16S 330JTH	J24189007	USA	3-	A	C1
R 2230	CHIP RES.	330k	1/16W	5%	RMC1/16S 334JTH	J24189055		1-	A	A4
R 2232	CHIP RES.	47	1/16W	5%	RMC1/16S 470JTH	J24189009		1-	B	c3
R 2233	CHIP RES.	47	1/16W	5%	RMC1/16S 470JTH	J24189009		1-	B	c3
R 2234	CHIP RES.	47	1/16W	5%	RMC1/16S 470JTH	J24189009		1-	B	c3
R 2235	CHIP RES.	10k	1/16W	5%	RMC1/16S 103JTH	J24189037		1-	A	A3
R 2236	CHIP RES.	330k	1/16W	5%	RMC1/16S 334JTH	J24189055		1-	A	A3
R 2237	CHIP RES.	470k	1/16W	5%	RMC1/16S 474JTH	J24189057		1-	A	B2
R 2239	CHIP RES.	4.7	1/16W	5%	RMC1/16S 4R7JTH	J24189066		1-	A	C1
R 2240	CHIP RES.	4.7	1/16W	5%	RMC1/16S 4R7JTH	J24189066		1-	A	B1
R 2241	CHIP RES.	1k	1/16W	5%	RMC1/16S 102JTH	J24189025		1-	A	C1
R 2242	CHIP RES.	1k	1/16W	5%	RMC1/16S 102JTH	J24189025		1-	A	B1
R 2243	CHIP RES.	100k	1/16W	5%	RMC1/16S 104JTH	J24189049		1-	A	C1
R 2244	CHIP RES.	4.7k	1/16W	5%	RMC1/16S 472JTH	J24189033		1-	A	B2
R 2245	CHIP RES.	15k	1/16W	0.5%	MCR01MZPD1502	J24189376		1-	A	B1
R 2246	CHIP RES.	22k	1/16W	0.5%	MCR01MZPD2202	J24189378		1-	A	B1
R 2247	CHIP RES.	15k	1/16W	5%	RMC1/16S 153JTH	J24189039		1-	A	B1
R 2248	CHIP RES.	47k	1/16W	5%	RMC1/16S 473JTH	J24189045		1-	A	B1
R 2249	CHIP RES.	100k	1/16W	5%	RMC1/16S 104JTH	J24189049		1-	A	B1
R 2250	CHIP RES.	10k	1/16W	5%	RMC1/16S 103JTH	J24189037		1-	A	B3
R 2251	CHIP RES.	1M	1/16W	5%	RMC1/16S 105JTH	J24189061		1-	A	A4
R 2252	CHIP RES.	0	1/16W	5%	RMC1/16S JPTH	J24189070		1-	A	A2
R 2254	CHIP RES.	100k	1/16W	5%	RMC1/16S 104JTH	J24189049		1-	A	B2
R 2256	CHIP RES.	100k	1/16W	5%	RMC1/16S 104JTH	J24189049		1-	B	b2
R 2257	CHIP RES.	10	1/16W	5%	RMC1/16S 100JTH	J24189001		1-	A	C2
R 2257	CHIP RES.	100	1/16W	5%	RMC1/16S 101JTH	J24189013		4-	A	C2
R 2258	CHIP RES.	10	1/16W	5%	RMC1/16S 100JTH	J24189001		1-	A	C2
R 2258	CHIP RES.	100	1/16W	5%	RMC1/16S 101JTH	J24189013		4-	A	C2
R 2259	CHIP RES.	220	1/16W	5%	RMC1/16S 221JTH	J24189017		1-	A	A4
R 2260	CHIP RES.	100k	1/16W	5%	RMC1/16S 104JTH	J24189049		1-	A	A4
R 2262	CHIP RES.	47k	1/16W	5%	RMC1/16S 473JTH	J24189045		1-	A	A3
R 2263	CHIP RES.	0	1/16W	5%	RMC1/16S JPTH	J24189070		1-	A	A2
R 2264	CHIP RES.	0	1/16W	5%	RMC1/16S JPTH	J24189070		1-	A	A3
R 2265	CHIP RES.	100k	1/16W	5%	RMC1/16S 104JTH	J24189049		1-	A	A2
R 2266	CHIP RES.	470k	1/16W	5%	RMC1/16 474JATP	J24185474		1-		
R 2267	CHIP RES.	470k	1/16W	5%	RMC1/16S 474JTH	J24189057		1-		
R 2268	CHIP RES.	6.8	1/16W	5%	RMC1/16S 6R8JTH	J24189068		1-		
R 2269	CHIP RES.	0	1/16W	5%	RMC1/16S JPTH	J24189070		1-		
R 2270	CHIP RES.	0	1/16W	5%	RMC1/16S JPTH	J24189070		1-		
R 2271	CHIP RES.	6.8	1/16W	5%	RMC1/16S 6R8JTH	J24189068		1-		
R 2272	CHIP RES.	1M	1/16W	5%	RMC1/16 105JATP	J24185105		2-		
S 2001	ROTARY ENCODER				TP7NBPE20 15F RY-10175	Q9000951		1-	A	A1
S 2002	TACT SWITCH				SKRMAAE010	N5090140		1-	B	a3
S 2003	TACT SWITCH				SKRMAAE010	N5090140		1-	B	a3
S 2004	TACT SWITCH				SKRMAAE010	N5090140		1-	B	a3
S 2005	TACT SWITCH				SKRMAAE010	N5090140		1-	B	a4
S 2006	TACT SWITCH				SKRMAAE010	N5090140		1-	B	a4
S 2007	TACT SWITCH				SKRMAAE010	N5090140		1-	B	a5
S 2008	TACT SWITCH				SKRMAAE010	N5090140		1-	B	a4
S 2009	TACT SWITCH				SKRMAAE010	N5090140		1-	B	b4
S 2010	TACT SWITCH				SKRMAAE010	N5090140		1-	B	b4
S 2011	TACT SWITCH				SKRMAAE010	N5090140		1-	B	a4
S 2012	TACT SWITCH				SKRMAAE010	N5090140		1-	B	a5
S 2013	TACT SWITCH				SKRMAAE010	N5090140		1-	B	b4
S 2014	TACT SWITCH				SKRMAAE010	N5090140		1-	B	b5
S 2015	TACT SWITCH				SKRMAAE010	N5090140		1-	B	b4
S 2016	TACT SWITCH				SKRMAAE010	N5090140		1-	B	b5
S 2018	TACT SWITCH				SKRMAAE010	N5090140		1-	B	c4
S 2019	TACT SWITCH				SKRMAAE010	N5090140		1-	B	c4
S 2020	TACT SWITCH				SKRMAAE010	N5090140		1-	B	c5
TH2001	THERMISTOR				NCP15WL473J03RC	G9090175		1-	A	B2
TH2002	THERMISTOR				NCP15WL473J03RC	G9090175		1-	A	A2
X 2001	XTAL AT-38	4.9152MHZ			4.9152MHZ	H0103408		1-		
X 2001	XTAL TDXLF-AT308	4.9152MHZ			4.91520MHZ WT	H0103427		5-		
X 2002	XTAL AT-38	6.144MHZ			6.1440MHZ	H0103410		1-		
X 2002	XTAL TDXLF-AT308	6.144MHZ			6.14400MHZ WT	H0103428		6-		
X 2003	XTAL NX3225SA	16MHz			16.000MHZ	H0103415		1-	A	A2
X 2004	XTAL NX3215SA	32.768kHz			32.768KHZ 7P	H0103399		1-	A	A1

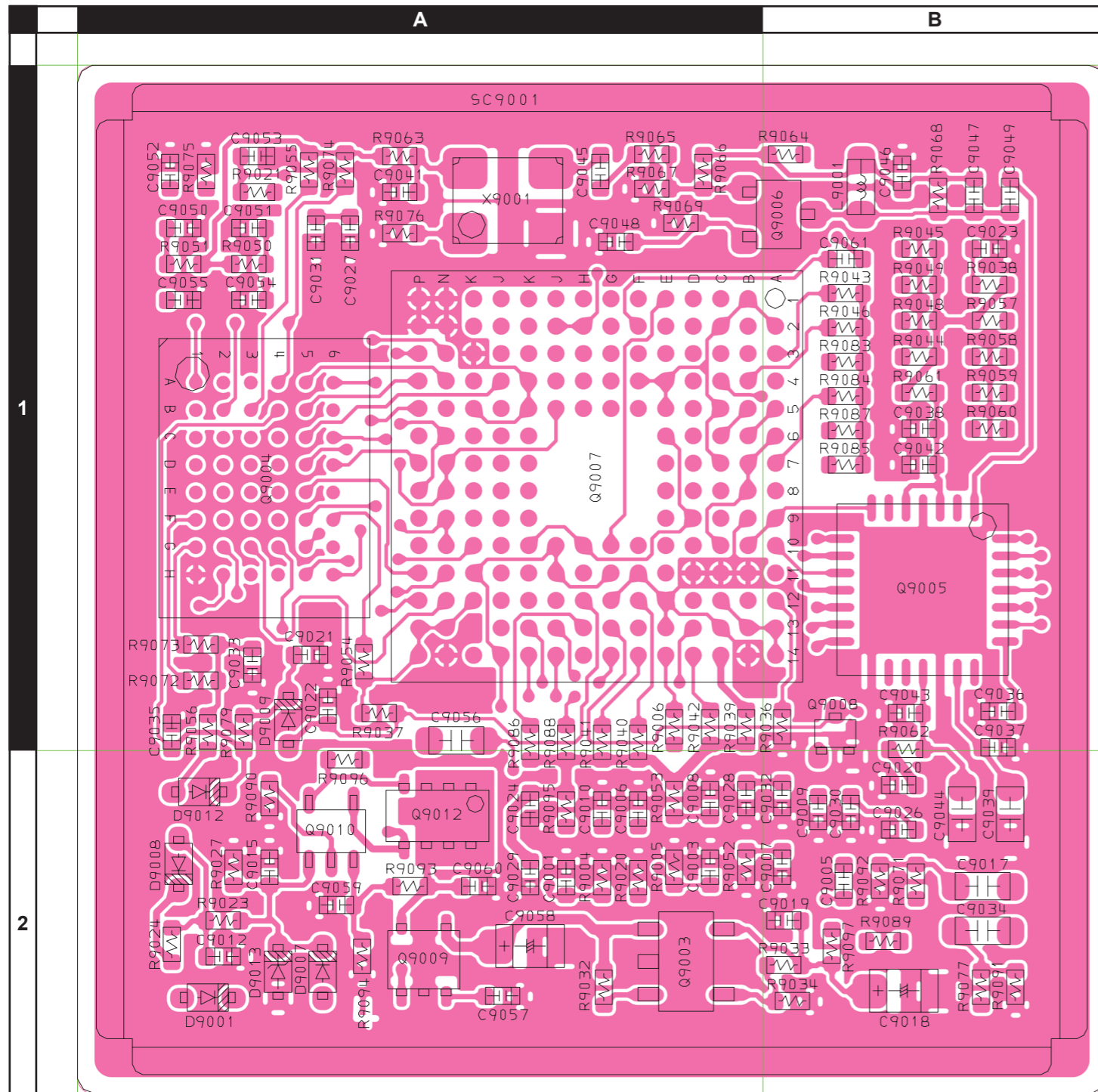
CNTL Unit

Parts List

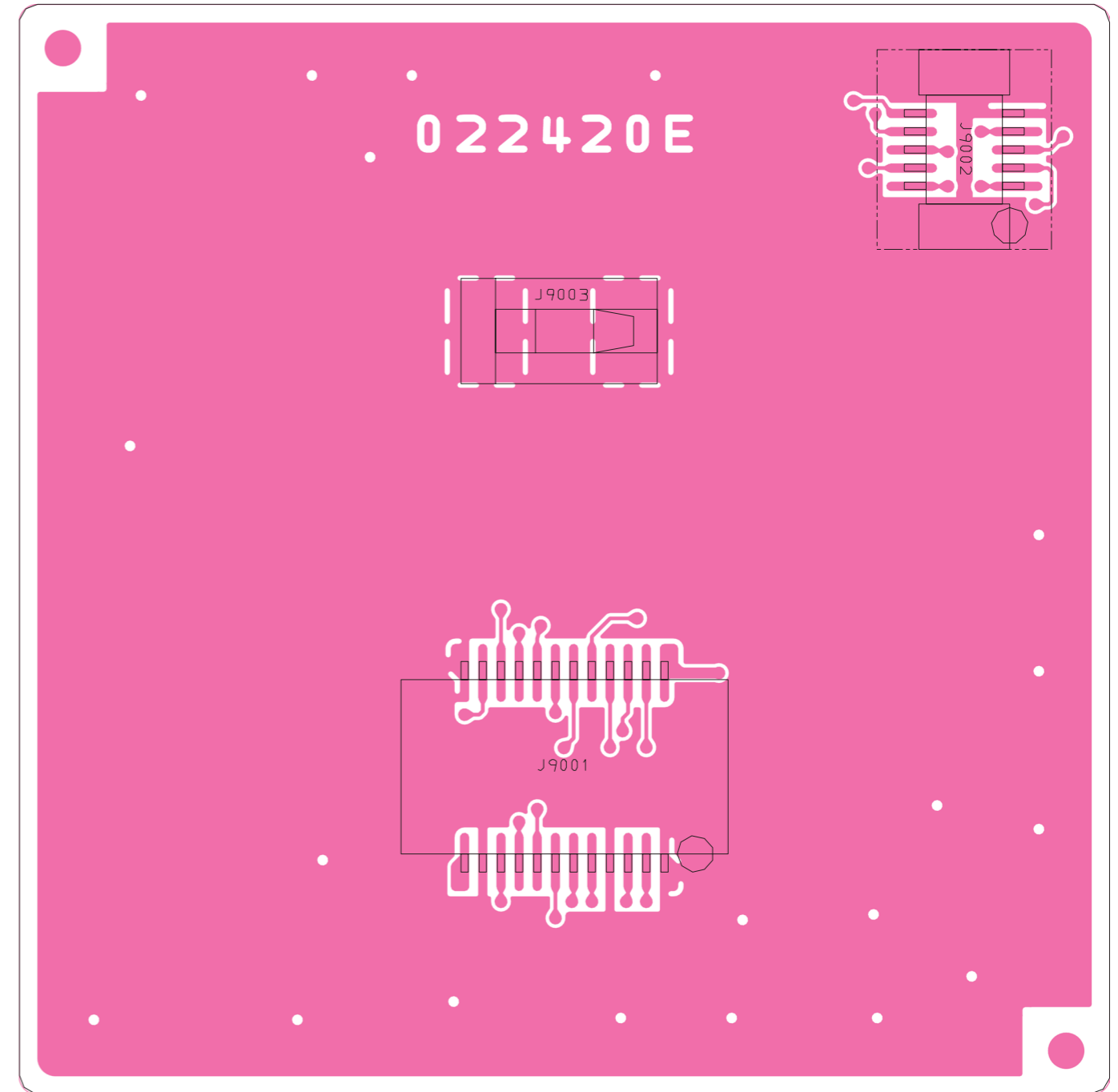
REF	DESCRIPTION	VALUE	V/W	TOL.	MFR'S DESIG	YAESU P/N	VERS.	LOT	SIDE	LAY ADR
	LCD HOLDER					RA1360200		1-		
	DOUBLE FACE				(LCD)	RA1360300		1-		
	LIGHT SHEET				(LCD)	RA1414200		1-		
	SPACER				(LED)	RA1360400		1-		
	SHEET				(CNT)	RA1272300		1-		
	SHEET				(LCD)	RA1013800		1-		
	O RING				(1X4.2)	RA0603600		1-		
	SHEET				(USB)	RA1391900		1-		
	CAPTON TAPE				(5X10)	RA1209400		1-		

DSP Unit (Lot. 1) Circuit Diagram





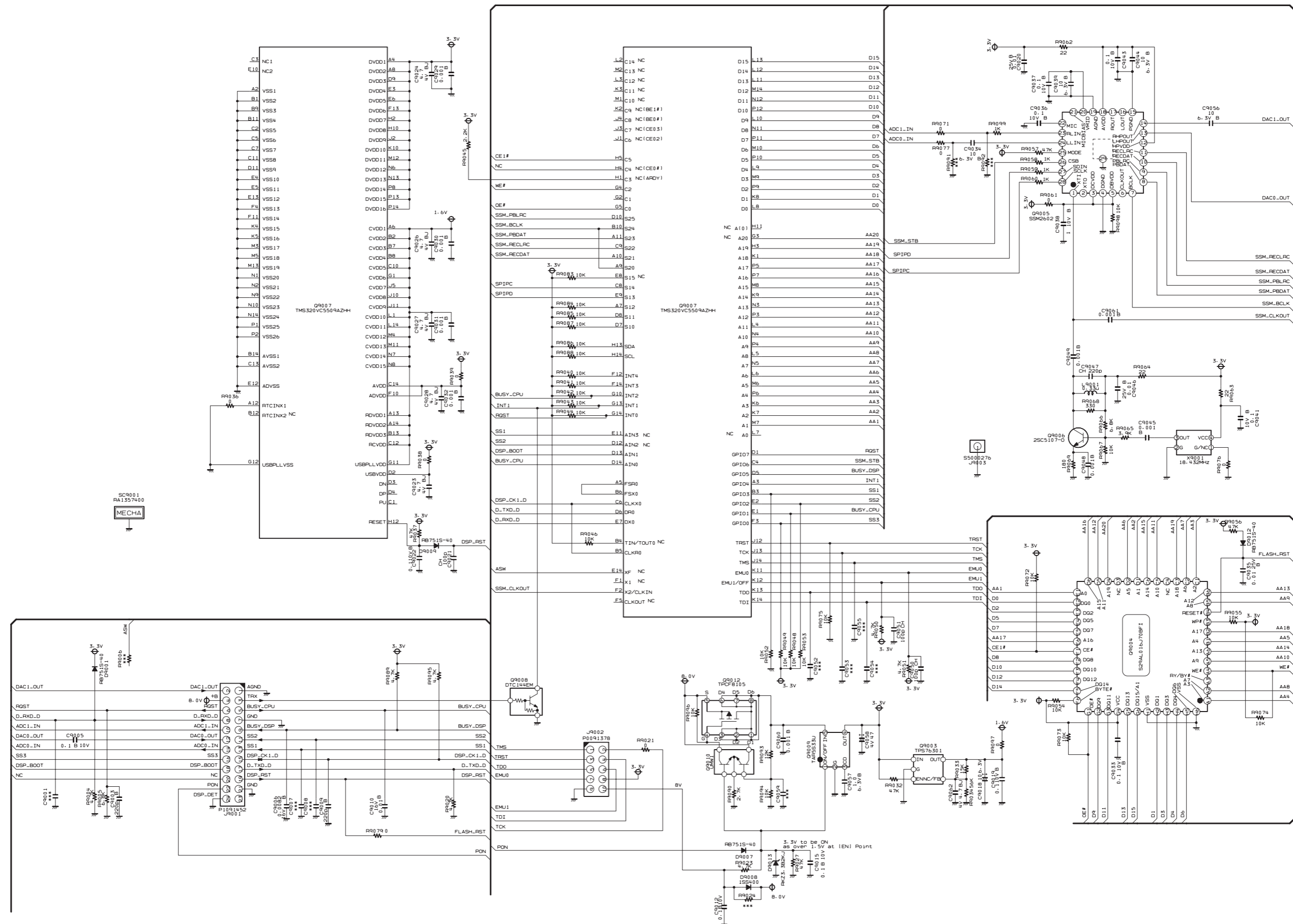
Side A

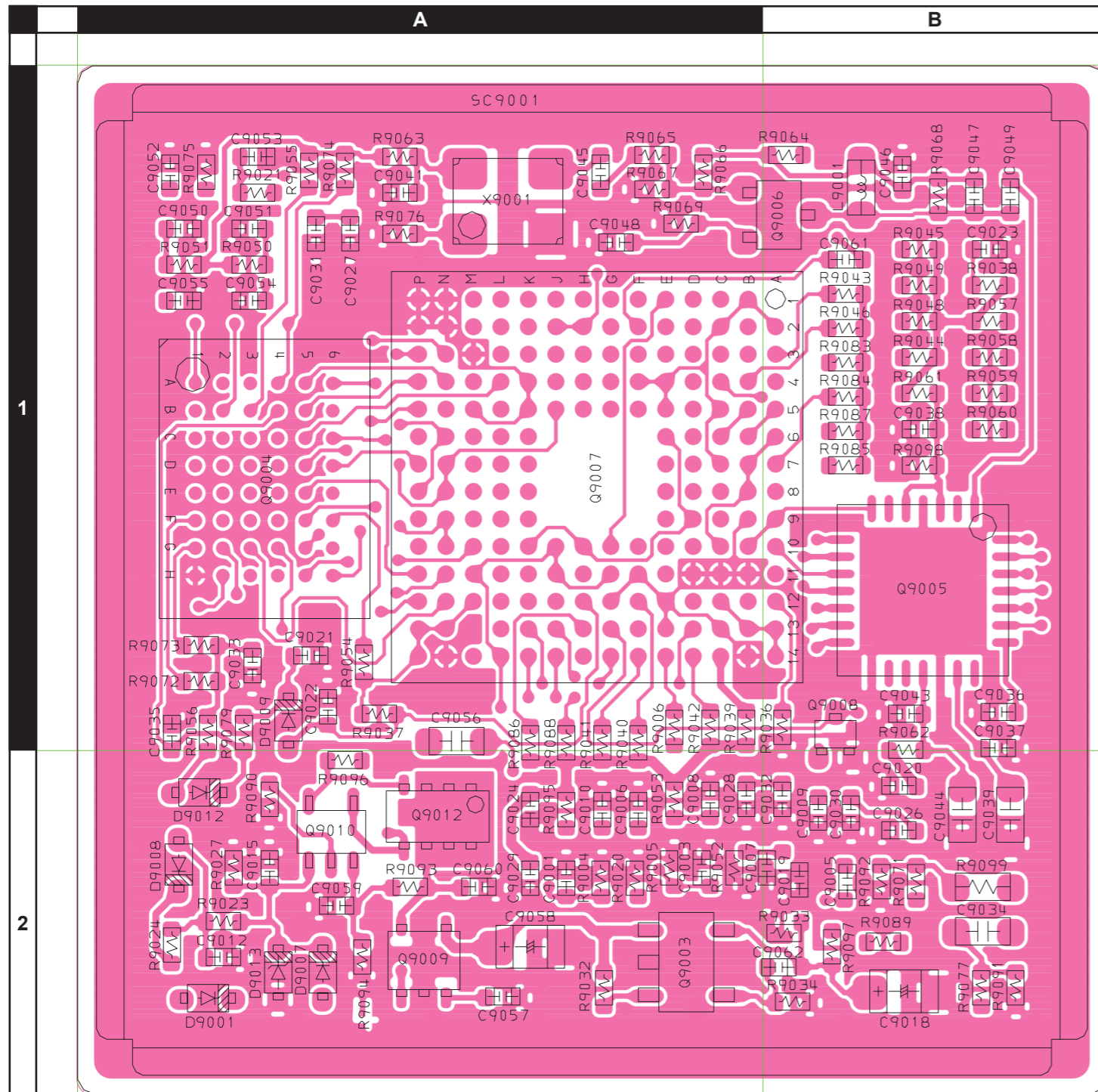


Side B

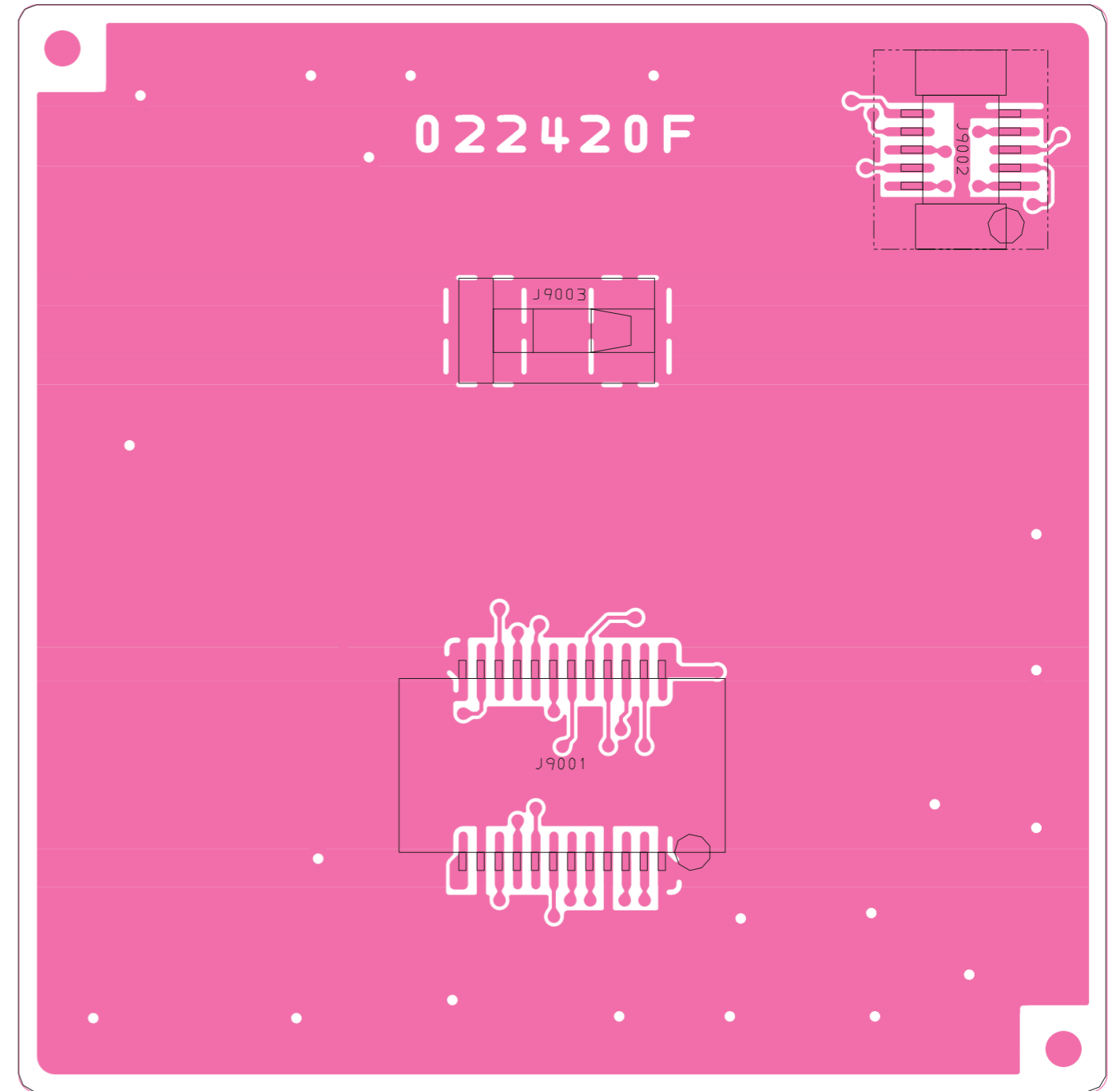
DSP Unit (Lot. 2~)

Circuit Diagram





Side A



Side B

DSP Unit

Parts List

REF	DESCRIPTION	VALUE	V/W	TOL.	MFR'S DESIG	YAESU P/N	VERS.	LOT	SIDE	LAY ADR
	PCB with Components					CS2188402 CS2188403 CS2188404 CS2188405	USA EXP EU AUS			
C 9003	CHIP CAP.	220pF	50V	B	GRM155B11H221KA01D	K22178801		1-	A	A2
C 9005	CHIP CAP.	0.1uF	10V	B	GRM155B11A104KA01D	K22108802		1-	A	B2
C 9006	CHIP CAP.	0.0082uF	16V	B	GRM155B11C822KA01D	K22128801		1-	A	A2
C 9009	CHIP CAP.	220pF	50V	B	GRM155B11H221KA01D	K22178801		1-	A	B2
C 9010	CHIP CAP.	0.01uF	16V	B	GRP155B11C103JA01E	K22128814		1-	A	A2
C 9012	CHIP CAP.	0.1uF	10V	B	GRM155B11A104KA01D	K22108802		1-	A	A2
C 9015	CHIP CAP.	0.1uF	10V	B	GRM155B11A104KA01D	K22108802		1-	A	A2
C 9018	CHIP TA.CAP.	47uF	4V		TEESVP0G476M8R	K78060050		1-	A	B2
C 9019	CHIP CAP.	0.1uF	10V	B	GRM155B11A104KA01D	K22108802		1-	A	B2
C 9020	CHIP CAP.	0.01uF	25V	B	GRM155B11E103KA01D	K22148834		1-	A	B2
C 9021	CHIP CAP.	100pF	50V	CH	GRM1552C1H101JA01D	K22178236		1-	A	A1
C 9022	CHIP CAP.	0.1uF	10V	B	GRM155B11A104KA01D	K22108802		1-	A	A1
C 9023	CHIP CAP.	4.7uF	4V	BJ	AMK105BJ475MV-F	K22068801		1-	A	B1
C 9024	CHIP CAP.	4.7uF	4V	BJ	AMK105BJ475MV-F	K22068801		1-	A	A2
C 9026	CHIP CAP.	4.7uF	4V	BJ	AMK105BJ475MV-F	K22068801		1-	A	B2
C 9027	CHIP CAP.	4.7uF	4V	BJ	AMK105BJ475MV-F	K22068801		1-	A	A1
C 9028	CHIP CAP.	4.7uF	4V	BJ	AMK105BJ475MV-F	K22068801		1-	A	A2
C 9029	CHIP CAP.	0.001uF	50V	B	UMK105B102KW-F	K22178829		1-	A	A2
C 9030	CHIP CAP.	0.001uF	50V	B	UMK105B102KW-F	K22178829		1-	A	B2
C 9031	CHIP CAP.	0.001uF	50V	B	UMK105B102KW-F	K22178829		1-	A	A1
C 9032	CHIP CAP.	0.001uF	50V	B	UMK105B102KW-F	K22178829		1-	A	B2
C 9033	CHIP CAP.	0.1uF	10V	B	GRM155B11A104KA01D	K22108802		1-	A	A1
C 9034	CHIP CAP.	0.47uF	10V	BJ	LMK107BJ474KA-T	K22104803		1-	A	B2
C 9035	CHIP CAP.	0.01uF	25V	B	GRM155B11E103KA01D	K22148834		1-	A	A1
C 9036	CHIP CAP.	0.1uF	10V	B	GRM155B11A104KA01D	K22108802		1-	A	B1
C 9037	CHIP CAP.	0.1uF	10V	B	GRM155B11A104KA01D	K22108802		1-	A	B1
C 9038	CHIP CAP.	1uF	10V	B	GRM155B31A105KE15D	K22108809		1-	A	B1
C 9039	CHIP CAP.	10uF	6.3V	B	JMK107BJ106MA-T	K22084806		1-	A	B2
C 9041	CHIP CAP.	0.1uF	10V	B	GRM155B11A104KA01D	K22108802		1-	A	A1
C 9043	CHIP CAP.	0.1uF	10V	B	GRM155B11A104KA01D	K22108802		1-	A	B1
C 9044	CHIP CAP.	10uF	6.3V	B	JMK107BJ106MA-T	K22084806		1-	A	B2
C 9045	CHIP CAP.	0.001uF	50V	B	UMK105B102KW-F	K22178829		1-	A	A1
C 9046	CHIP CAP.	0.01uF	25V	B	GRM155B11E103KA01D	K22148834		1-	A	B1
C 9047	CHIP CAP.	220pF	50V	CH	GRM1552C1H221JA01D	K22179713		1-	A	B1
C 9048	CHIP CAP.	0.001uF	50V	B	UMK105B102KW-F	K22178829		1-	A	A1
C 9049	CHIP CAP.	0.001uF	50V	B	UMK105B102KW-F	K22178829		1-	A	B1
C 9050	CHIP CAP.	100pF	50V	CH	GRM1552C1H101JA01D	K22178236		1-	A	A1
C 9051	CHIP CAP.	100pF	50V	CH	GRM1552C1H101JA01D	K22178236		1-	A	A1
C 9056	CHIP CAP.	10uF	6.3V	B	JMK107BJ106MA-T	K22084806		1-	A	A1
C 9057	CHIP CAP.	0.01uF	25V	B	GRM155B11E103KA01D	K22148834		1-	A	A2
C 9058	CHIP TA.CAP.	47uF	4V		TEESVP0G476M8R	K78060050		1-	A	A2
C 9060	CHIP CAP.	1uF	10V	B	GRM155B31A105KE15D	K22108809		1-	A	A2
C 9061	CHIP CAP.	0.001uF	50V	B	UMK105B102KW-F	K22178829		1-	A	B1
C 9062	CHIP CAP.	4.7uF	4V	BJ	AMK105BJ475MV-F	K22068801		1-	A	
D 9001	DIODE				RB751S-40TE61	G2070850		1-	A	A2
D 9007	DIODE				RB751S-40TE61	G2070850		1-	A	A2
D 9008	DIODE				1SS400 TE61	G2070634		1-	A	A2
D 9009	DIODE				RB751S-40TE61	G2070850		1-	A	A1
D 9012	DIODE				RB751S-40TE61	G2070850		1-	A	A2
D 9013	DIODE				RKZ3.3B2KJR1	G2071398		1-	A	A2
D 9014	DIODE				1SS390	G2071226		1-	A	
J 9001	CONNECTOR				AXK5F24547YG	P1091452		1-	B	a2
J 9002	CONNECTOR				AXK6F10345YP	P0091378		1-	B	b1
J 9003	SHIELD FINGER				0G-542925	S5000276		1-	B	a1
L 9001	M.RFC	0.33uH			LK1608 R33K-T	L1690412		1-	A	B1
Q 9003	IC				TPS76301DBVR	G1094152		1-	A	A2
Q 9004	IC				S29AL016J70BF1010E YR1934	G1095009		1-	A	A1
Q 9004	IC				S29AL016J70BF1010E YR1957	G1095030		3-	A	A1
Q 9005	IC				SSM2602CPZ-REEL7	G1094762		1-	A	B1
Q 9006	TRANSISTOR				2SC5107-O(TE85R.F)	G33510770		1-	A	B1
Q 9007	IC				TMS320VC5509AZHH	G1094763		1-	A	A1
Q 9008	TRANSISTOR				DTC144EM T2L	G3070309		1-	A	B1
Q 9009	IC				TAR5S33U(TE85L.F)	G1094549		1-	A	A2
Q 9010	TRANSISTOR				UMW1 TR	G3070078		1-	A	A2
Q 9012	FET				TPCF8105	G3070456		1-	A	A2
R 9004	CHIP RES.	4.7k	1/16W	5%	RMC1/16S 472JTH	J24189033		1-	A	A2
R 9005	CHIP RES.	6.8k	1/16W	5%	RMC1/16S 682JTH	J24189035		1-	A	A2
R 9020	CHIP RES.	4.7k	1/16W	5%	RMC1/16S 472JTH	J24189033		1-	A	A2
R 9021	CHIP RES.	0	1/16W	5%	RMC1/16S JPTH	J24189070		1-	A	A1

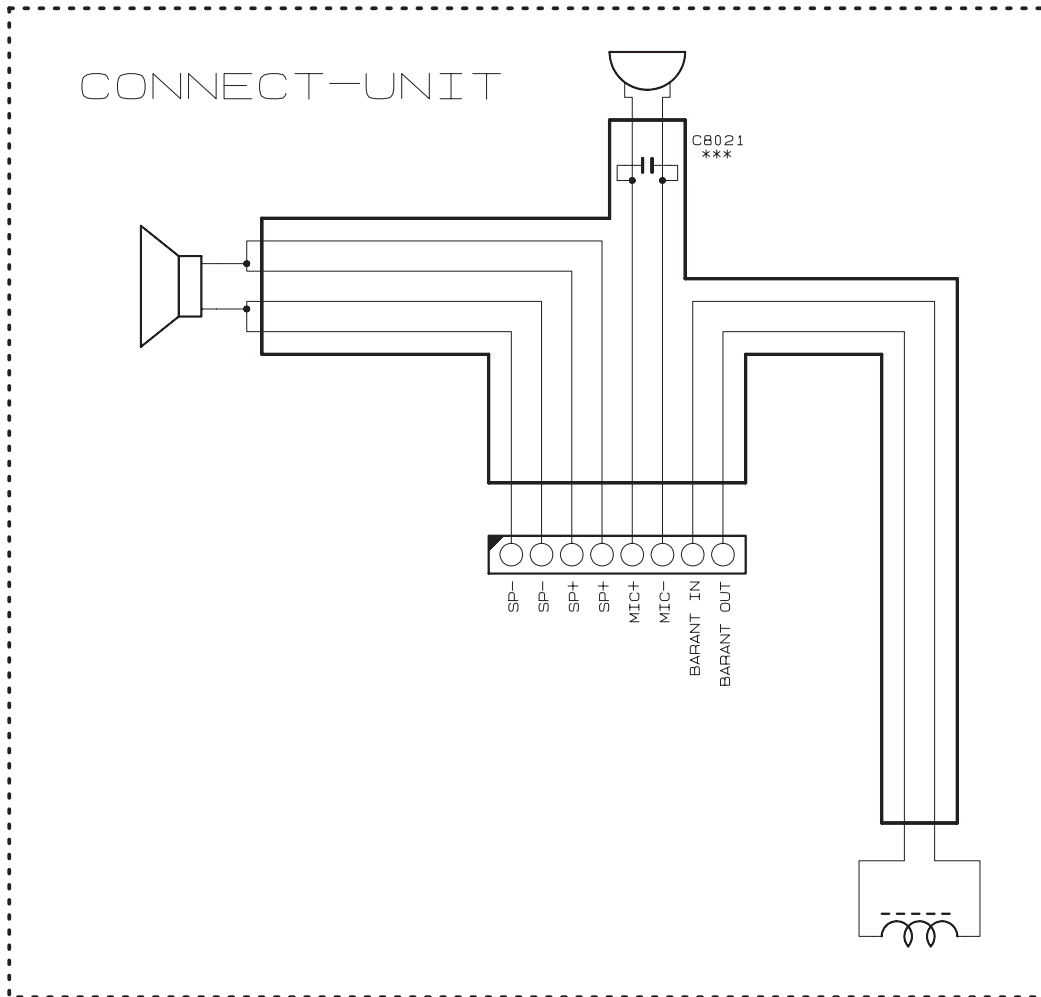
DSP Unit

Parts List

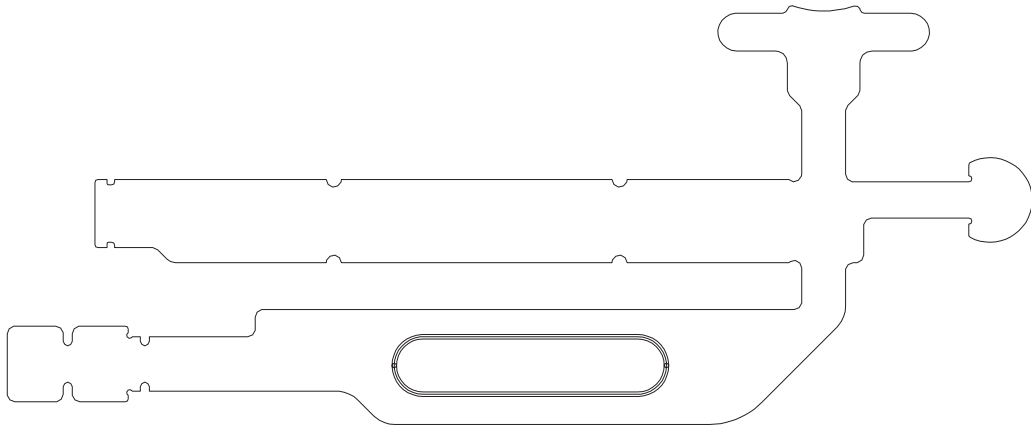
REF	DESCRIPTION	VALUE	V/W	TOL.	MFR'S DESIG	YAESU P/N	VERS.	LOT	SIDE	LAY ADR
R 9023	CHIP RES.	4.7k	1/16W	5%	RMC1/16S 472JTH	J24189033		1-	A	A2
R 9027	CHIP RES.	47k	1/16W	5%	RMC1/16S 473JTH	J24189045		1-	A	A2
R 9032	CHIP RES.	47k	1/16W	5%	RMC1/16S 473JTH	J24189045		1-	A	A2
R 9033	CHIP RES.	33k	1/16W	5%	RMC1/16S 333JTH	J24189043		1-	A	B2
R 9034	CHIP RES.	120k	1/16W	5%	RMC1/16S 124JTH	J24189050		1-	A	B2
R 9036	CHIP RES.	0	1/16W	5%	RMC1/16S JPTH	J24189070		1-	A	B1
R 9037	CHIP RES.	47k	1/16W	5%	RMC1/16S 473JTH	J24189045		1-	A	A1
R 9038	CHIP RES.	0	1/16W	5%	RMC1/16S JPTH	J24189070		1-	A	B1
R 9039	CHIP RES.	0	1/16W	5%	RMC1/16S JPTH	J24189070		1-	A	A1
R 9040	CHIP RES.	10k	1/16W	5%	RMC1/16S 103JTH	J24189037		1-	A	A1
R 9041	CHIP RES.	10k	1/16W	5%	RMC1/16S 103JTH	J24189037		1-	A	A1
R 9042	CHIP RES.	10k	1/16W	5%	RMC1/16S 103JTH	J24189037		1-	A	A1
R 9043	CHIP RES.	10k	1/16W	5%	RMC1/16S 103JTH	J24189037		1-	A	B1
R 9044	CHIP RES.	10k	1/16W	5%	RMC1/16S 103JTH	J24189037		1-	A	B1
R 9045	CHIP RES.	2.2k	1/16W	5%	RMC1/16S 222JTH	J24189029		1-	A	B1
R 9046	CHIP RES.	10k	1/16W	5%	RMC1/16S 103JTH	J24189037		1-	A	B1
R 9048	CHIP RES.	10k	1/16W	5%	RMC1/16S 103JTH	J24189037		1-	A	B1
R 9049	CHIP RES.	10k	1/16W	5%	RMC1/16S 103JTH	J24189037		1-	A	B1
R 9050	CHIP RES.	4.7k	1/16W	5%	RMC1/16S 472JTH	J24189033		1-	A	A1
R 9051	CHIP RES.	4.7k	1/16W	5%	RMC1/16S 472JTH	J24189033		1-	A	A1
R 9052	CHIP RES.	10k	1/16W	5%	RMC1/16S 103JTH	J24189037		1-	A	A2
R 9053	CHIP RES.	10k	1/16W	5%	RMC1/16S 103JTH	J24189037		1-	A	A2
R 9054	CHIP RES.	10k	1/16W	5%	RMC1/16S 103JTH	J24189037		1-	A	A1
R 9055	CHIP RES.	10k	1/16W	5%	RMC1/16S 103JTH	J24189037		1-	A	A1
R 9056	CHIP RES.	47k	1/16W	5%	RMC1/16S 473JTH	J24189045		1-	A	A1
R 9057	CHIP RES.	47k	1/16W	5%	RMC1/16S 473JTH	J24189045		1-	A	B1
R 9058	CHIP RES.	1k	1/16W	5%	RMC1/16S 102JTH	J24189025		1-	A	B1
R 9059	CHIP RES.	1k	1/16W	5%	RMC1/16S 102JTH	J24189025		1-	A	B1
R 9060	CHIP RES.	1k	1/16W	5%	RMC1/16S 102JTH	J24189025		1-	A	B1
R 9061	CHIP RES.	0	1/16W	5%	RMC1/16S JPTH	J24189070		1-	A	B1
R 9062	CHIP RES.	22	1/16W	5%	RMC1/16S 220JTH	J24189005		1-	A	B1
R 9063	CHIP RES.	22	1/16W	5%	RMC1/16S 220JTH	J24189005		1-	A	A1
R 9064	CHIP RES.	22	1/16W	5%	RMC1/16S 220JTH	J24189005		1-	A	B1
R 9065	CHIP RES.	3.9k	1/16W	5%	RMC1/16S 392JTH	J24189032		1-	A	A1
R 9066	CHIP RES.	6.8k	1/16W	5%	RMC1/16S 682JTH	J24189035		1-	A	A1
R 9067	CHIP RES.	10k	1/16W	5%	RMC1/16S 103JTH	J24189037		1-	A	A1
R 9068	CHIP RES.	330	1/16W	5%	RMC1/16S 331JTH	J24189019		1-	A	B1
R 9069	CHIP RES.	180	1/16W	5%	RMC1/16S 181JTH	J24189016		1-	A	A1
R 9071	CHIP RES.	0	1/16W	5%	RMC1/16S JPTH	J24189070		1-	A	B2
R 9072	CHIP RES.	10k	1/16W	5%	RMC1/16S 103JTH	J24189037		1-	A	A1
R 9073	CHIP RES.	10k	1/16W	5%	RMC1/16S 103JTH	J24189037		1-	A	A1
R 9074	CHIP RES.	10k	1/16W	5%	RMC1/16S 103JTH	J24189037		1-	A	A1
R 9075	CHIP RES.	10k	1/16W	5%	RMC1/16S 103JTH	J24189037		1-	A	A1
R 9076	CHIP RES.	0	1/16W	5%	RMC1/16S JPTH	J24189070		1-	A	A1
R 9077	CHIP RES.	0	1/16W	5%	RMC1/16S JPTH	J24189070		1-	A	B2
R 9079	CHIP RES.	0	1/16W	5%	RMC1/16S JPTH	J24189070		1-	A	A1
R 9083	CHIP RES.	10k	1/16W	5%	RMC1/16S 103JTH	J24189037		1-	A	B1
R 9084	CHIP RES.	10k	1/16W	5%	RMC1/16S 103JTH	J24189037		1-	A	B1
R 9085	CHIP RES.	10k	1/16W	5%	RMC1/16S 103JTH	J24189037		1-	A	B1
R 9086	CHIP RES.	10k	1/16W	5%	RMC1/16S 103JTH	J24189037		1-	A	A1
R 9087	CHIP RES.	10k	1/16W	5%	RMC1/16S 103JTH	J24189037		1-	A	B1
R 9088	CHIP RES.	10k	1/16W	5%	RMC1/16S 103JTH	J24189037		1-	A	A1
R 9089	CHIP RES.	4.7k	1/16W	5%	RMC1/16S 472JTH	J24189033		1-	A	B2
R 9090	CHIP RES.	2.7k	1/16W	5%	RMC1/16S 272JTH	J24189030		1-	A	A2
R 9093	CHIP RES.	12k	1/16W	5%	RMC1/16S 123JTH	J24189038		1-	A	A2
R 9094	CHIP RES.	10k	1/16W	5%	RMC1/16S 103JTH	J24189037		1-	A	A2
R 9095	CHIP RES.	4.7k	1/16W	5%	RMC1/16S 472JTH	J24189033		1-	A	A2
R 9096	CHIP RES.	10k	1/16W	5%	RMC1/16S 103JTH	J24189037		1-	A	A2
R 9097	CHIP RES.	0	1/16W	5%	RMC1/16S JPTH	J24189070		1-	A	B2
R 9098	CHIP RES.	1k	1/16W	5%	RMC1/16S 102JTH	J24189025		1-		
R 9099	CHIP RES.	1k	1/16W	5%	RMC1/16 102JATP	J24185102		1-		
SC9001	SHIELD CASE				(DSP)	RA1357400		1-	A	A1
X 9001	TCXO	18.432MHz			TTS18NSE-A11 18.432M	H9501220		1-	A	A1
	DOUBLE FACE				(DSP)	RA1410400		1-		

CONNECT Unit (Lot. 1~5)

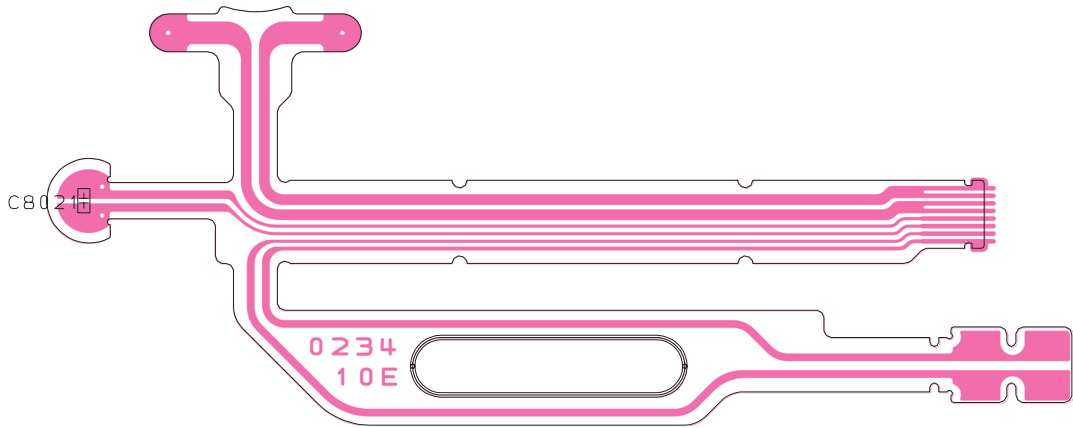
Circuit Diagram



CONNECT Unit (Lot. 1~5)
Parts Layout



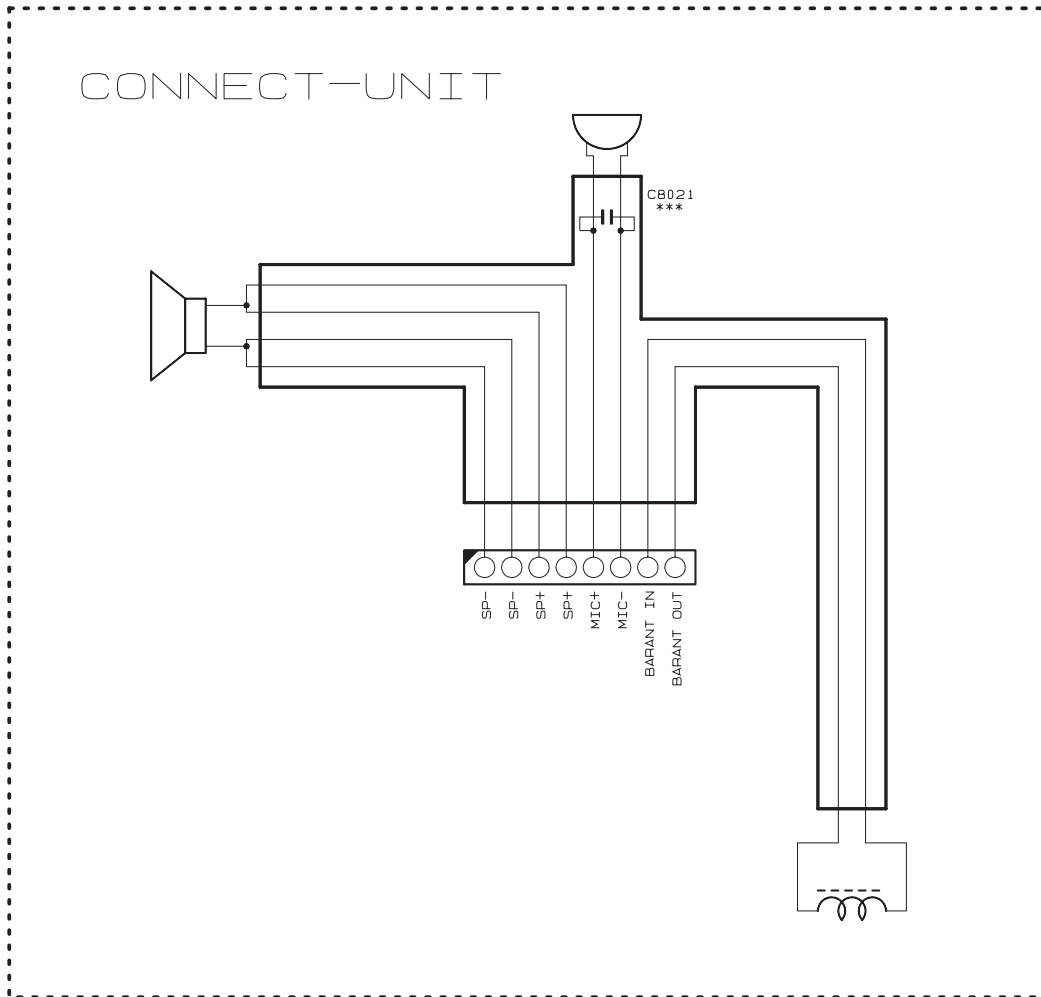
Side A



Side B

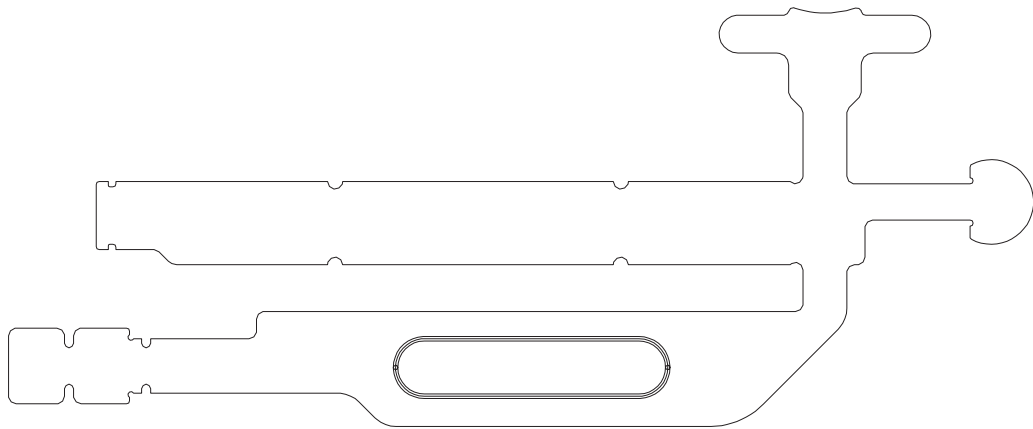
CONNECT Unit (Lot. 6~)

Circuit Diagram

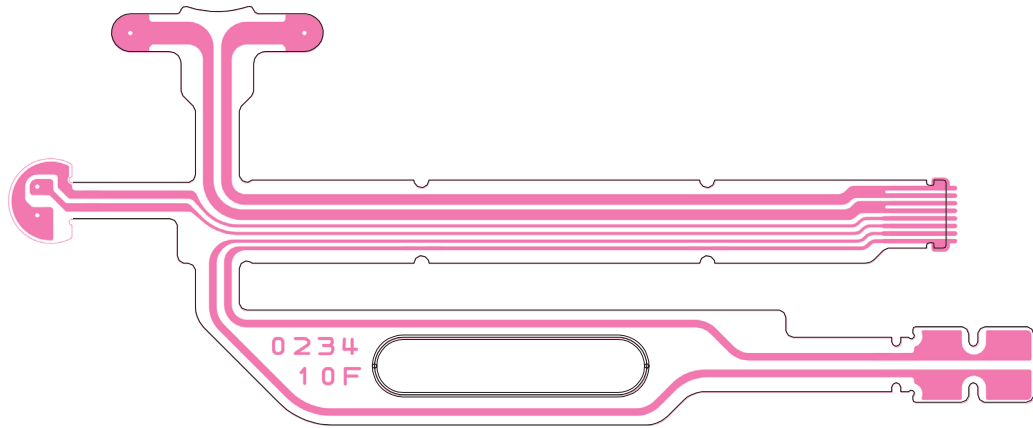


CONNECT Unit (Lot. 6~)

Parts Layout



Side A

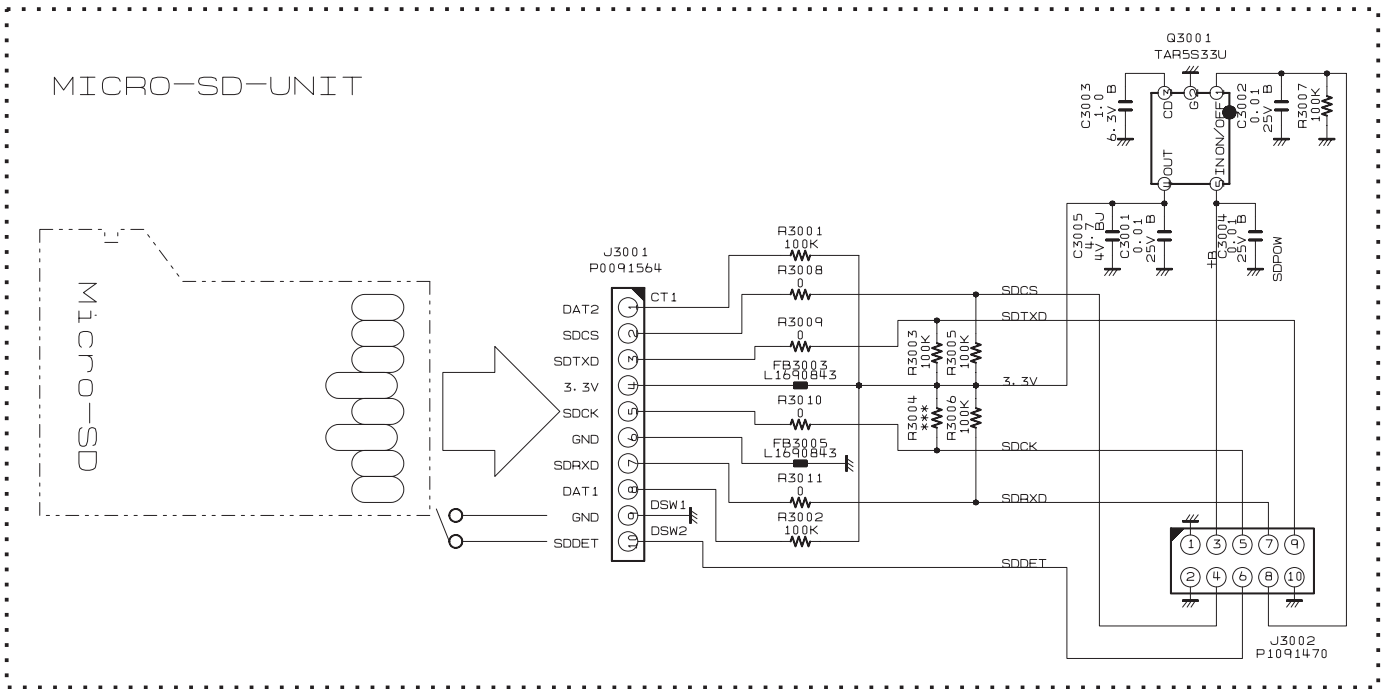


Side B

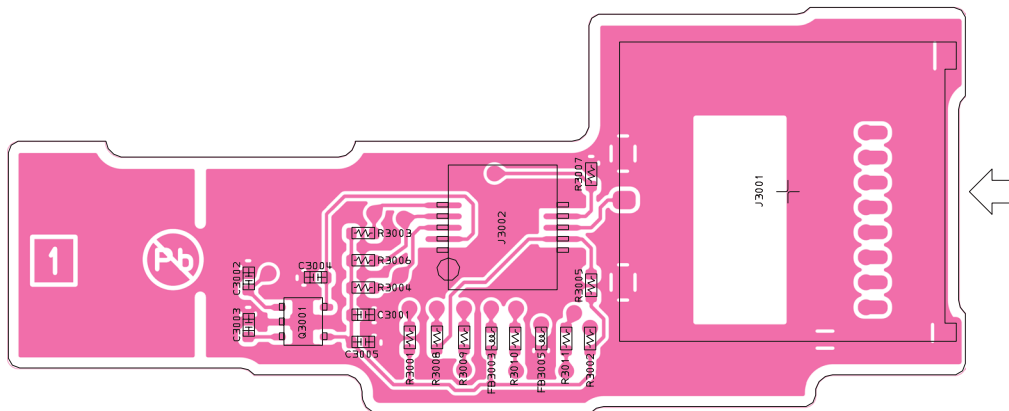
Parts List

REF	DESCRIPTION	VALUE	V/W	TOL.	MFR'S DESIG	YAESU P/N	VERS.	LOT	SIDE	LAY ADR
C 8021	CHIP CAP.	0.001uF	50V	B	GRM188B11H102KA01D	K22174821		1-		
MC8021	MICROPHONE ELEMENT				PFO-T6022P-1.5	M3290060		1-		
	MIC HOLDER RUBBER				(C106)	RA1355300		1-		
	DOUBLE FACE				(MIC)	RA1526900		1-5		

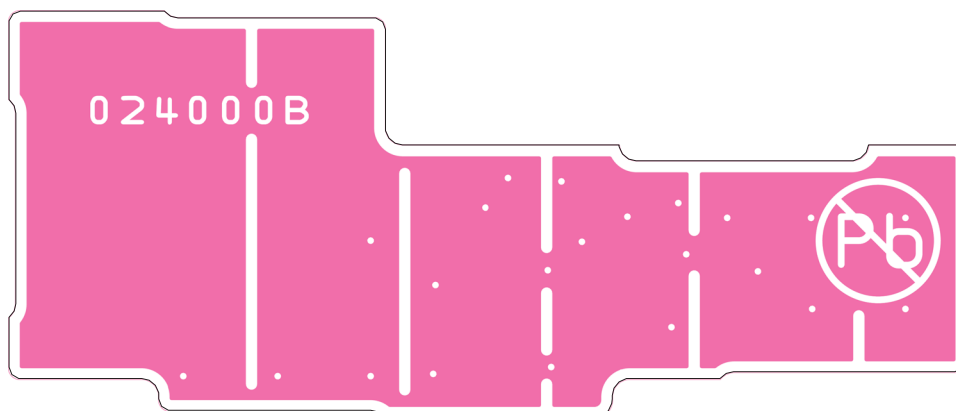
MICRO-SD Unit Circuit Diagram



Parts Layout



Side A



Side B

MICRO-SD Unit

Parts List

REF	DESCRIPTION	VALUE	V/W	TOL.	MFR'S DESIG	YAESU P/N	VERS.	LOT	SIDE	LAY ADR
	PCB with Components					CS2189401				
C 3001	CHIP CAP.	0.01uF	25V	B	GRM155B11E103KA01D	K22148834		1-		
C 3002	CHIP CAP.	0.01uF	25V	B	GRM155B11E103KA01D	K22148834		1-		
C 3003	CHIP CAP.	1uF	6.3V	B	GRM155B30J105KE18D	K22088803		1-		
C 3004	CHIP CAP.	0.01uF	25V	B	GRM155B11E103KA01D	K22148834		1-		
C 3005	CHIP CAP.	4.7uF	4V	BJ	AMK105BJ475MV-F	K22068801		1-		
FB3003	FERRITE BEADS				BLM15AG121SN1D	L1690843		1-		
FB3005	FERRITE BEADS				BLM15AG121SN1D	L1690843		1-		
J 3001	CONNECTOR				ST10S008V4AR1800	P0091564		1-		
J 3002	CONNECTOR				AXK5F10537YG	P1091470		1-		
Q 3001	IC				TAR5S33U(TE85L.F)	G1094549		1-		
R 3001	CHIP RES.	100k	1/16W	5%	RMC1/16S 104JTH	J24189049		1-		
R 3002	CHIP RES.	100k	1/16W	5%	RMC1/16S 104JTH	J24189049		1-		
R 3003	CHIP RES.	100k	1/16W	5%	RMC1/16S 104JTH	J24189049		1-		
R 3005	CHIP RES.	100k	1/16W	5%	RMC1/16S 104JTH	J24189049		1-		
R 3006	CHIP RES.	100k	1/16W	5%	RMC1/16S 104JTH	J24189049		1-		
R 3007	CHIP RES.	100k	1/16W	5%	RMC1/16S 104JTH	J24189049		1-		
R 3008	CHIP RES.	0	1/16W	5%	RMC1/16S JPTH	J24189070		1-		
R 3009	CHIP RES.	0	1/16W	5%	RMC1/16S JPTH	J24189070		1-		
R 3010	CHIP RES.	0	1/16W	5%	RMC1/16S JPTH	J24189070		1-		
R 3011	CHIP RES.	0	1/16W	5%	RMC1/16S JPTH	J24189070		1-		

YAESU

The radio

Copyright 2013
YAESU MUSEN CO., LTD.
All rights reserved

No portion of this manual
may be reproduced without
the permission of
YAESU MUSEN CO., LTD.