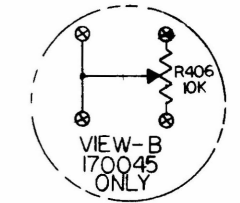
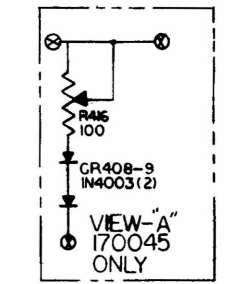
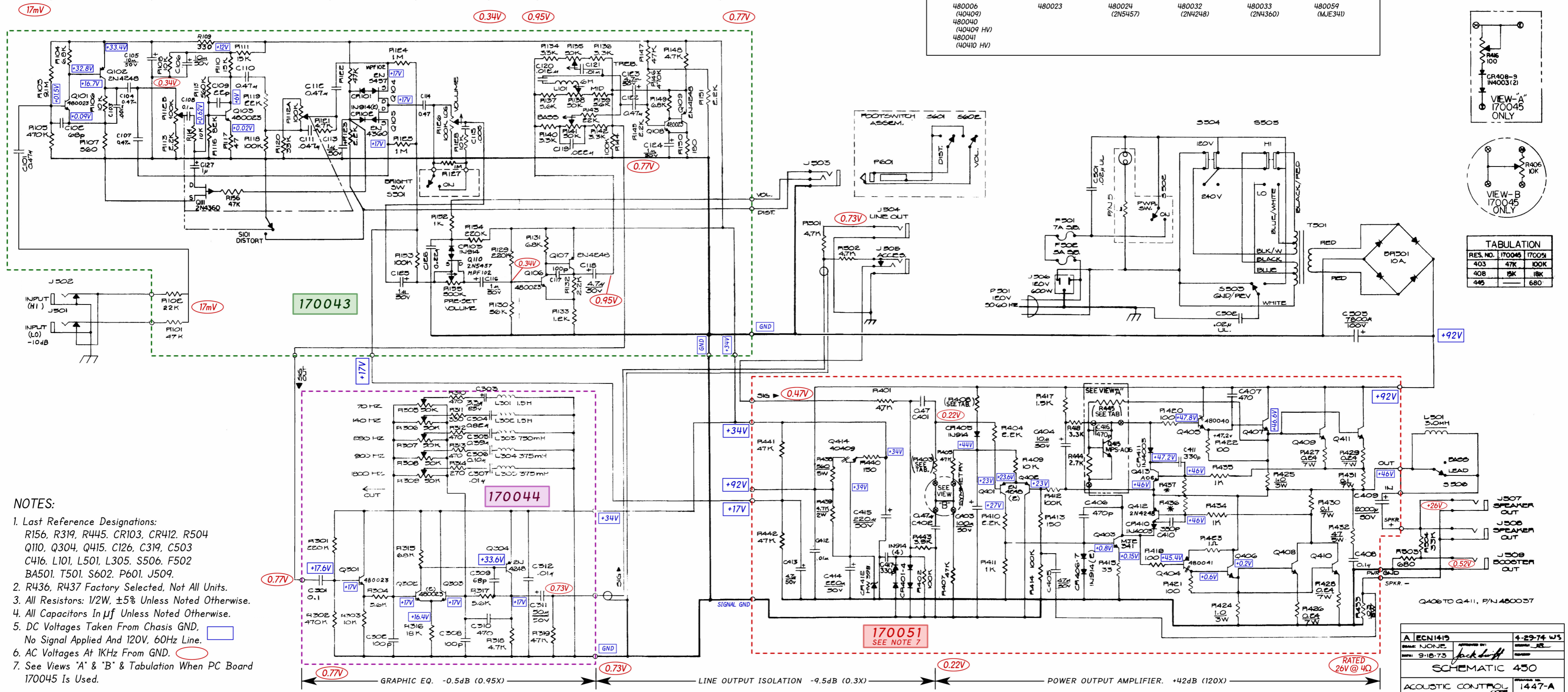
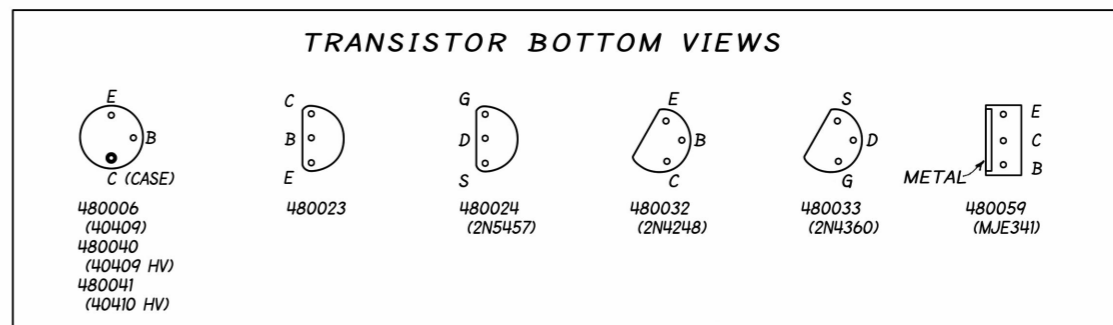


acoustic® 450 - 170 Watt Lead / Bass Guitar Amplifier Circuit Schematics (18/09/1973)

Drawing Revision: 1.5 Date: 2013-12-03

Home Music Recording Studio

PRE-AMP +25dB (18X) DISTORTION (MAX 30X / MIN 0.9X) NORM/DIST. SWITCH VOL. AUX. VOL. +9dB (2.8X) TONE DRIVER -2dB (0.8X) TONE AMP



TABULATION		
RES. NO.	170045	170051
403	47K	100K
408	18K	18K
445		680

- NOTES:
- Last Reference Designations:
R156, R319, R445, CR103, CR412, R504
Q110, Q304, Q415, C126, C319, C503
C416, L101, L501, L305, S506, F502
BA501, T501, S602, P601, J509.
 - R436, R437 Factory Selected, Not All Units.
 - All Resistors: 1/2W, ±5% Unless Noted Otherwise.
 - All Capacitors In µf Unless Noted Otherwise.
 - DC Voltages Taken From Chasis GND,
No Signal Applied And 120V, 60Hz Line.
 - AC Voltages At 1KHz From GND.
 - See Views "A" & "B" & Tabulation When PC Board 170045 Is Used.

A ECN419	1-29-74 WS
DATE: 9-18-73	DESIGNED BY: JR
SHEMATIC 450	
ACOUSIC CONTROL CORP.	1447-A