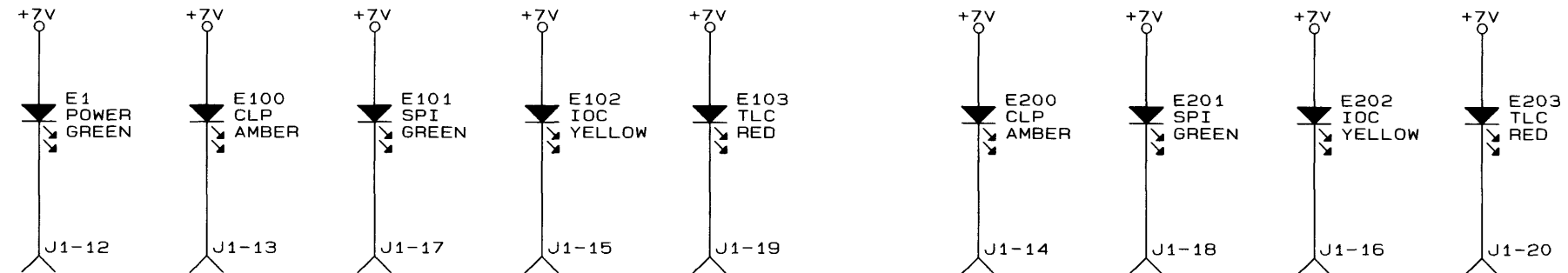
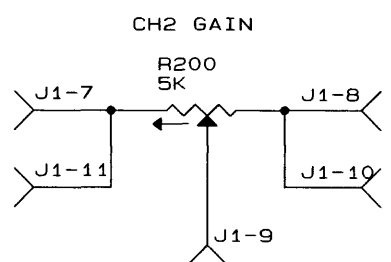
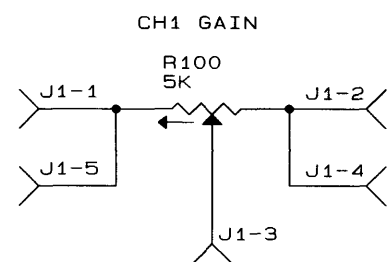
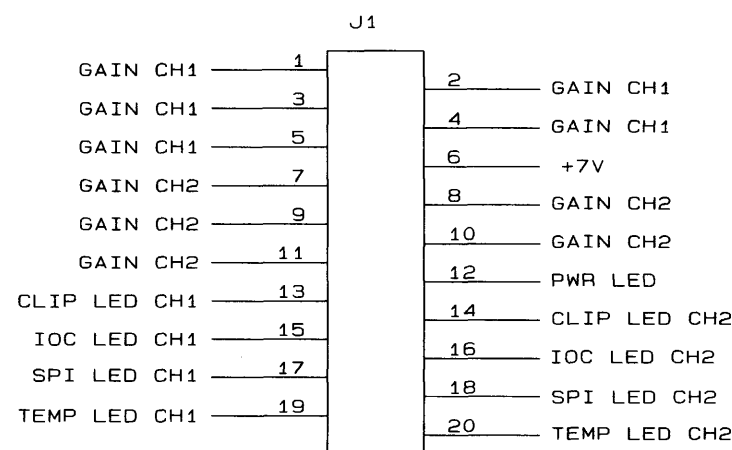


E.C.	ZONE	REV	DESCRIPTION	DATE	BY	APPROVALS			
						CK	ME	EE	PE
		A	INITIAL RELEASE.	05-14-97	KLW				



LAST USED	OBSOLETE
E203	2-99, 104-199
J1	
R200	1-99, 101-199

- NOTES :
- ALL RESISTORS ARE IN OHMS, 1/4W, 5% UNLESS OTHERWISE SPECIFIED.
 - ALL CAPACITORS ARE IN MICROFARADS UNLESS OTHERWISE SPECIFIED.
 - THIS SCHEMATIC APPLIES TO:
PRINTED WIRING BOARD 102551-1
PRINTED WIRING ASSEMBLY 102552-1



THESE DRAWINGS AND SPECIFICATIONS ARE THE PROPERTY OF CROWN INTERNATIONAL, INC. AND SHALL NOT BE REPRODUCED, COPIED, OR USED AS THE BASIS FOR THE MANUFACTURE OR SALE OF APPARATUS OR DEVICES WITHOUT PERMISSION.

CROWN INTERNATIONAL, INC.
1718 WEST MISHAWAKA ROAD ELKHART, IN. 46517 PHONE (219) 294-8000

SCHEM, DISPLY "K" SERIES

PRINTS TO		DRAWN		APPROVED BY :		DO NOT SCALE PRINT	
G		KLW	05-14-97	ME		SUPERSEDES J0752-6	
		SCALE	NONE	EE		E.C.	
		PROJ #	MD350D0	PE	JW 5-14-97	DWG. NO.	102550
		FILENAME:	1025501A.SCM	NEXT ASM:		REV	(A)