

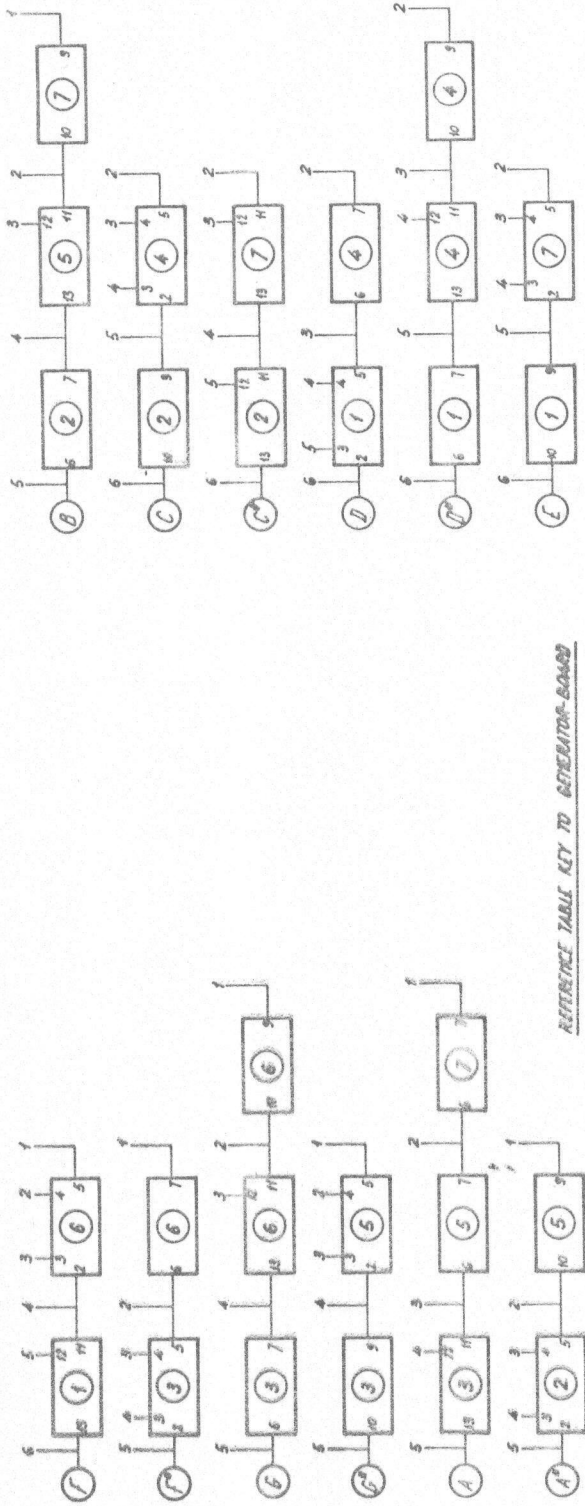
ELFARFISA

ELECTRONIC

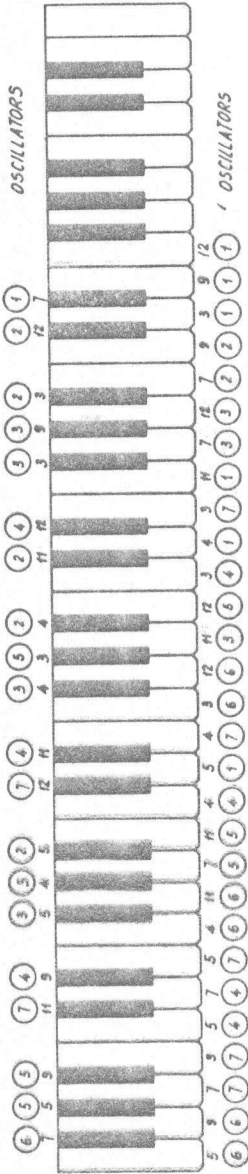
" **PianOrgan S** "

EINGEGANGEN 24. März 1976

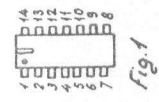
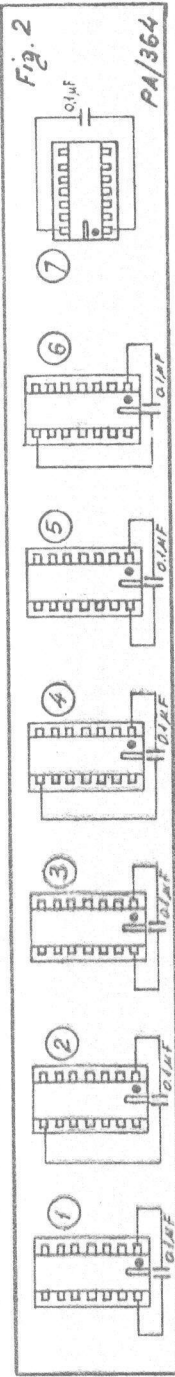
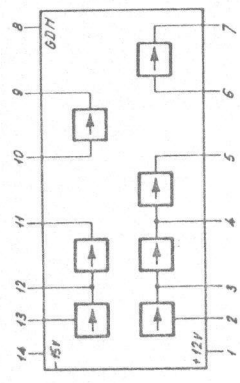
SCHEMATIC DIAGRAMS



REFERENCE TABLE KEY TO GENERATOR BOARD

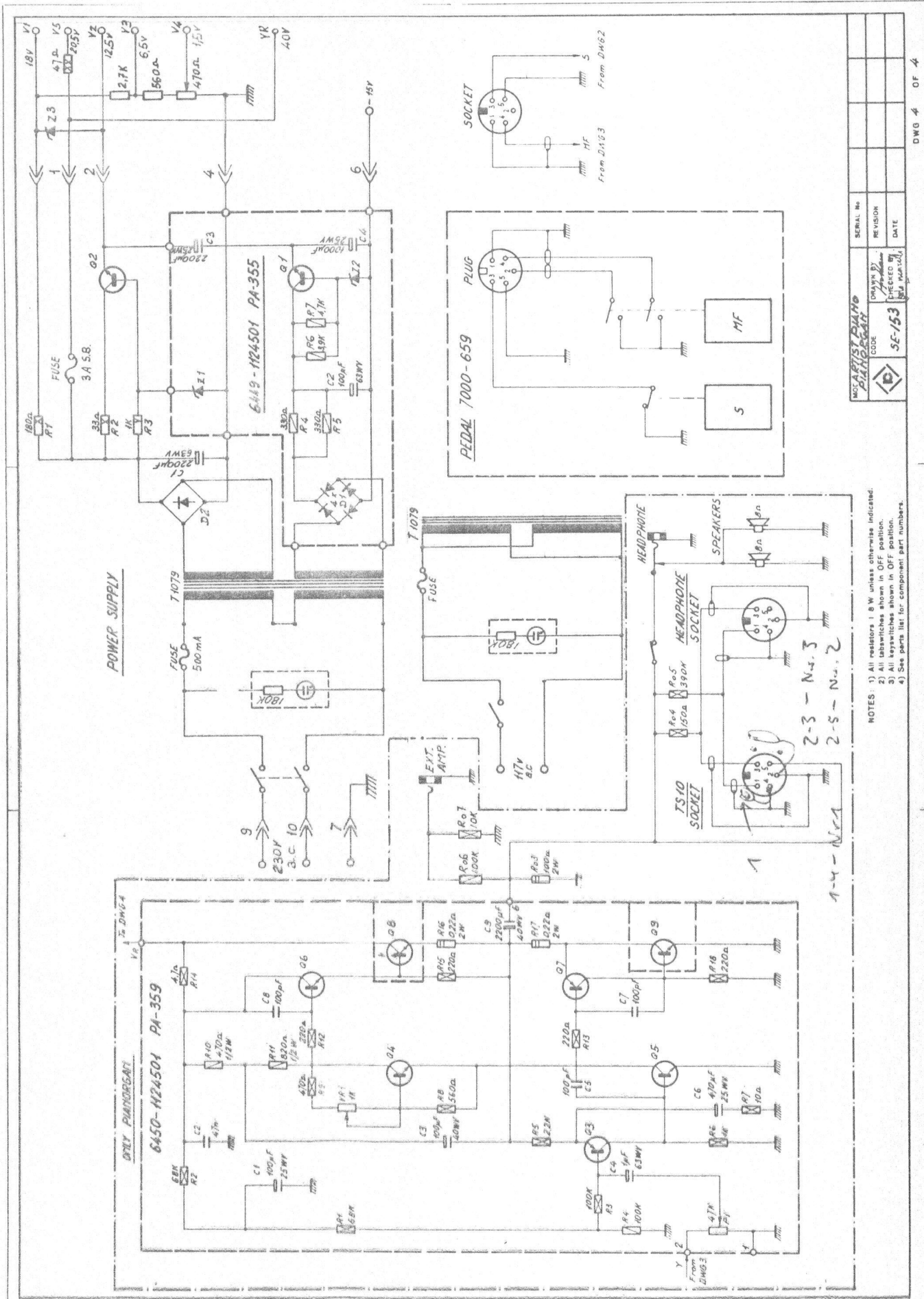


NOTES:
 1) THE TONE GENERATOR OF THE KEYBOARD NOTES ARE INDICATED WITH TWO NUMBERS. THE CIRCLED NUMBER THAT APPEARS ALSO ON THE PRINTED CIRCUIT BOARD PAF-364A INDICATES THE INTEGRATED CIRCUIT. THE SECOND NUMBER INDICATES THE INTERCONNECTED CIRCUIT PIN.
 2) ASSEMBLY OF THE ICs SHOULD BE MADE AS SHOWN IN FIGURES 1 AND 2.



REVISED BY	DATE
REVISION	
DATE	
CODE	
SE-153	
PA/364	

NOTES: 1) All resistors 1/8 W unless otherwise indicated.
 2) All tubulars shown in DFT position.
 3) All keyswitches shown in DFT position.
 4) See parts list for component part numbers.



NOTES: 1) All resistors 1/8 W unless otherwise indicated.
 2) All capacitors are electrolytic unless otherwise indicated.
 3) All switches shown in OFF position.
 4) See parts list for component part numbers.

MOORESTADIOM PIANOORGAN	CODE	SERIAL No.	REVISION	DATE
SE-153				

Schem. Ref.	Circuit	Type	Part Code
<u>CHASSIS</u>	<u>POWER SUPPLY CHASSIS (DWG 4/SE 153)</u>		<u>8000/1124501</u>
Q 2	Series Stabilizer.....	RCA 2N3055..... Westinghouse 2N3055.... Westinghouse 156-043... Solitron H 9340.....	W/1801 W/1801 W/1800 W/1800
D 2	Rectifier Bridge.....	ITT B 40-C 2200.... SIEMENS B 40-C 2200.... AEG B 40-C 2200....	B/1201
<u>PA 355</u>	<u>VOLTAGE REGULATOR BOARD (DWG 4/SE 153)</u>		<u>6440/1124501</u>
Q 1	Series Stabilizer.....	SGS BC 286.....	W/1601
D 1	Rectifier Diode (Bridge)....	MISTRAL SFD 182..... TEXAS 1N 914.....	B/1002
Z 1	Voltage Reference-Diode Zener (13V-1W)	IR 1N 964-B..... MOTOROLA 1N 5243.....	B/1318
Z 2	Voltage Reference-Diode Zener (15V-400mW)	ITT ZPD 15..... MOTOROLA 1N5245-B.....	B/1319
<u>PA 359</u>	<u>POWER AMPLIFIER BOARD (DWG 4/SE 153)</u>		<u>6450/1124501</u>
Q 3	Input Preamplifier PNP.....	SGS 1W 9640-BC 154.....	W/80 - W/1500
Q 4	Temperature Compensator.....	MISTRAL BC 207 A or B.. BC 200 B or C..	W/1401 W/1407 - W/1410
Q 5	Driver Amplifier NPN.....	SGS BC 286.....	W/1601
Q 6	Driver NPN.....	SGS BC 286.....	W/1601
Q 7	Driver PNP.....	SGS BC 287.....	W/1702
Q8 - Q9	Power Transistors.....	WESTINGHOUSE 156-043... SOLITRON H 9340.....	W/1800
<u>TERMINAL STRIP (DWG 4/SE 153)</u>			
Z 3	Diode Zener (6,2V - 1W - 5%)	IZ 6,2 T5 IR..... ZD 6,2 ITT DO-13.....	B/1500

Schem. Ref.	Circuit	Type	Part Code
<u>PA 324</u>	<u>ENVELOPE SHAPER GATE (DWG 2/SE 153)</u>		<u>6426/659</u>
Q e 1	Chopper Transistor.....	BC 109 B or C..... BC 209 B or C..... 2N 5172.....	W/1409 - W/1412 W/1407 - W/1410 W/1425
De1-Dc4	Diodes.....	SGS IX 9809.....	B/1000
<u>PA 364-1</u>	<u>KEYSWITCH BOARD (DWG 2a/SE 153)</u>		<u>6494/1151031</u>
IC1 ÷ IC7	Integrated Dividers.....	G.I.E.-MISTRAL.....	W/1100 - W/1101
<u>PA 363-1</u>	<u>(ONLY PIANORGAN) FILTERS & PREAMPL. (DWG 3/SE 153)</u>		<u>6476/1151001</u>
Qf1-3-5 Qf2-4-6 Q f 7	Filter Preamplifiers..... Pianoforte Filters..... Preamplifier.....	BC 109 B or C red dot.. BC 209 B or C red dot..	W/1413 - W/1416 W/1415 - W/1418
<u>PA 363</u>	<u>(ONLY ARTIST PIANO) FILTERS & PREAMPL. (DWG 3/SE 153)</u>		<u>6462/1151001</u>
Qf1-3-5 Qf2-4-6 Q f 7 Q f 9 Q f 10	Filter Preamplifiers..... Pianoforte Filters..... Preamplifier..... Driver..... Output Amplifier NPN.....	BC 109 B or C red dot.. BC 209 B or C red dot..	W/1413 - W/1416 W/1415 - W/1418
Q f 8 Q f 11	Amplifier..... Output Amplifier PNP.....	SGS IW 9640..... BC 154.....	W/1500
<u>PA 357-5</u>	<u>OSCILLATOR (DWG 2/SE 153)</u>		<u>6031/1151021</u>
Q c 1	MVBTR. Master Oscillator.....	BC 108..... BC 109 - B or C.....	W/1406 W/1409 - W/1412
Q c 2	MVBTR. Master Oscillator.....	BC 208..... BC 209 - B or C.....	W/1404 W/1407 - W/1410
Q c 3	Buffer Amplifier.....	2N5172.....	W/1425
D c 1 D c 2	Base Breakdown Protection....	SGS IX9809.....	B/1000 - B/1001 B/1002