

LEXICON INC. WALTHAM, MA. 02154
 DRAWN: JMG
 REV. 2
 DATE: 3/6/79
 SCALE: 1:1
 MODEL 224
 050-01428
 MOTHERBOARD ASSY DWG.

1. EACH DOES NOT NEC. CONFORM TO CURRENT REV.
 2. DO NOT SCALE PRINT.
 3. INDICATES PIN 1 OF RES. NETWORK, 5 PLACES.
 4. CONN., MALE, 3 PIN, MOLEX #09-68-1031, 1 PLACE.
 LEXICON #510-0180
 5. CONN., MALE, 6 PIN, MOLEX #09-60-0087, 2 PLACES.
 LEXICON #490-0087
 6. CONN., MALE, 6 PIN, MOLEX #09-65-1062, 1 PLACE.
 LEXICON #510-0181
 6A. CONN., MALE, 6 PIN MOLEX #09-64-1065, 1 PLACE.
 LEXICON #490-0088
 7. CONN., MALE, 8 PIN, MOLEX #23-03-2081, 2 PLACES.
 LEXICON #490-0088
 8. CONN., EDGE, 43/86 PIN, ELFA8 #51562 A-45 P88,
 LEXICON #510-01514
 9. CONN., EDGE, 30/60 PIN, ELFA8 #51030A-50 P88,
 LEXICON #500-01817
 10. SCREW, 4-40 X 1/2, SS, RB. HD. PHIL., 32 PLACES.
 11. NUT, KEP, #4, 32 PLACES.
 12. PRESS-PT. .025" SQUARE PINS TO .280" EXTENSION
 ABOVE SURFACE OF BOARD, 16 PLACES. GOLD FINISH
 13. PRESS-FIT CONN., EDGE, 43/86 PIN, 8 PLACES.
 14. PRESS-FIT CONN., EDGE, 30/60 PIN, 8 PLACES.
 15. ALL EDGE CONNECTORS 30/60" SELECTIVE GOLD PLATING.
 16. CONNECTOR CONTACT TAILS MAY PROTRUDE 2 1/2" MAX.
 17. MATERIAL: 1/4" FR4 LAMINATE - 20Z.CU (FINISHED LINE
 THICKNESS)

REV	DESCRIPTION
1	ADDED LEXICON PARTS LIST NO. 101112, NOTE 101112, 6/20/79 JMG
2	314 (EA) WAS 09-65-1062, NOW 09-65-1065, 6/20/79 JMG

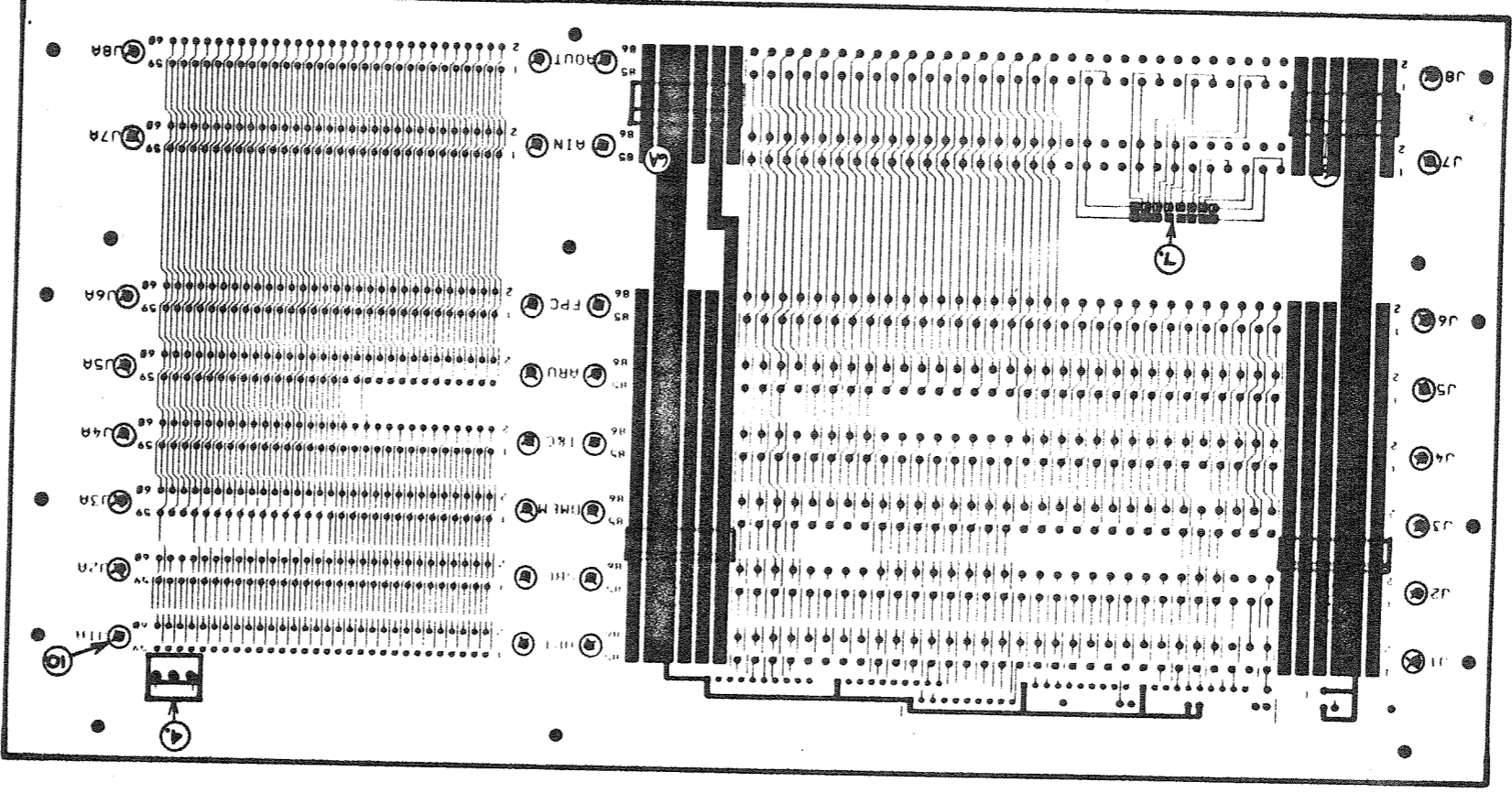
REVISIONS

Document Control No. 1590


PROPRIETARY DATA

The information contained in this document is proprietary to Lexicon, Inc. and is furnished solely for maintenance purposes. Reproduction, distribution or use for any other purpose is expressly prohibited.

COMPUTER DRAWING 01\05\18 20000 21222
 LEXICON 020-01356




LEXICON 050-01356
 COMPUTER DRAWING 01\05\78
 GROUND PLANE SIDE




WHEN MAKING SUBUNITS, USE SETTING 'A' ON PRINT MACHINE

REV.	DESCRIPTION	DATE	APPROVED
2	REDRAWN AND CHANGED	9-20-83	5mm 9/1/83
	A5 PER ECO #B30909-00		JB
		09/1/83	

CONNECTOR P2



CONNECTOR P1



NOTES

- * SIGNALS ADDED FOR 224X
- ** SIGNALS DELETED FOR 224X
- X INDICATES CUT IN BUS, BUS RUN MUST BE DELETED BETWEEN SLOTS.
- = KK156 POST
- △ = 2.2K PULL UP, UNLESS OTHERWISE NOTED.
- ◇ = ACTIVE TERMINATION 220/330 Ω, +5V
- ⊕ or ⊖ = CONNECTION TO EDGE CONNECTOR PIN.

350 Ω

220 Ω

+5V

Document Control No. 1.290

any other purpose is expressly prohibited. Reproduction, distribution or use for purposes.

document is proprietary to Lexicon, Inc. and is furnished solely for maintenance purposes.

Information contained in this document is proprietary to Lexicon, Inc.

REV.	DESCRIPTION	DATE	APPROVED
2	REVISIONS		
1	AS PER ECO #B30909-00		JB
		09/1/83	

REV.	DESCRIPTION	DATE	APPROVED
2	REVISIONS		
1	AS PER ECO #B30909-00		JB
		09/1/83	

REV.	DESCRIPTION	DATE	APPROVED
2	REVISIONS		
1	AS PER ECO #B30909-00		JB
		09/1/83	

REV.	DESCRIPTION	DATE	APPROVED
2	REVISIONS		
1	AS PER ECO #B30909-00		JB
		09/1/83	

REV.	DESCRIPTION	DATE	APPROVED
2	REVISIONS		
1	AS PER ECO #B30909-00		JB
		09/1/83	