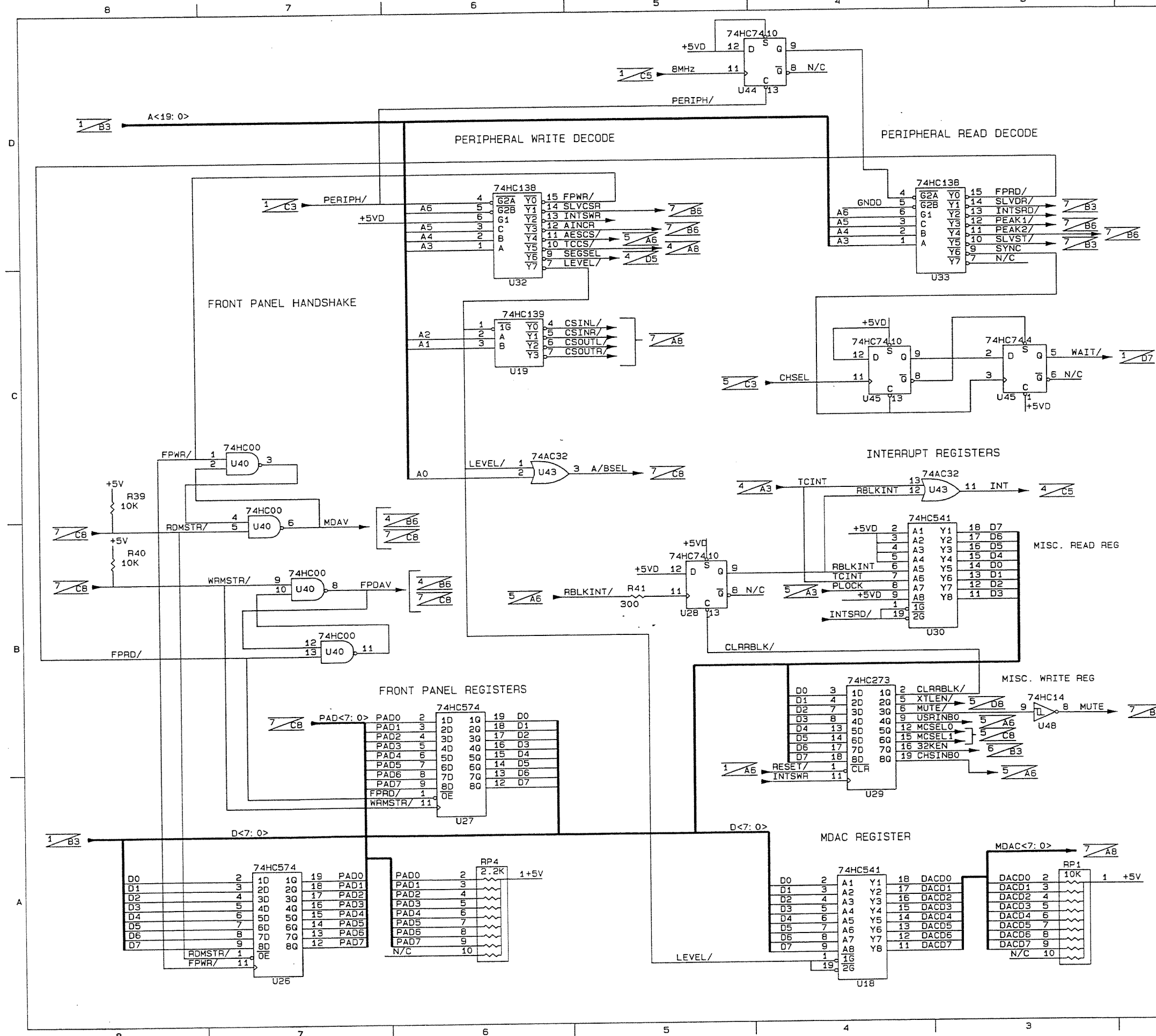
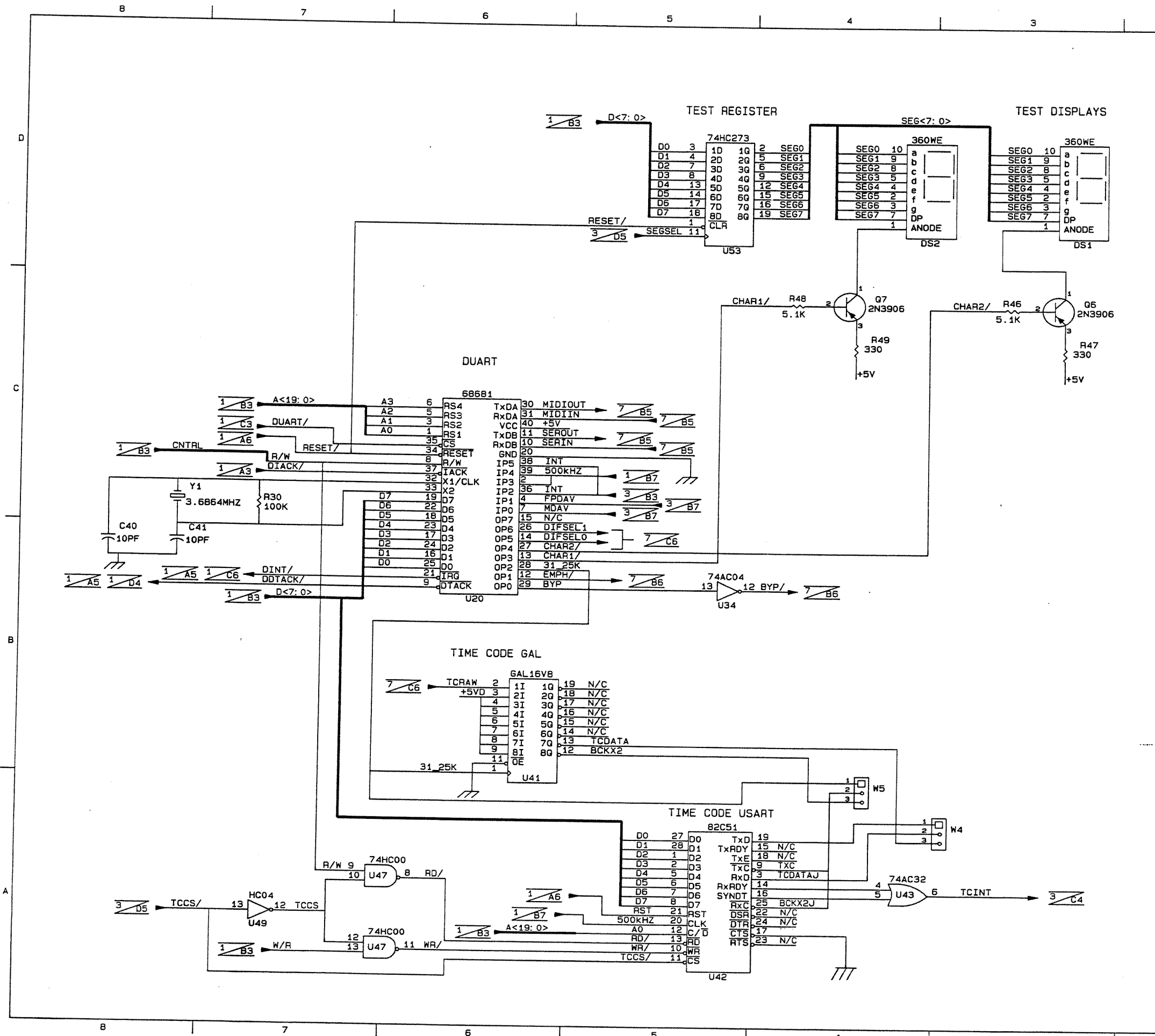


REVISIONS			
REV	DESCRIPTION	DRAFTER/CHECKER	G.C./AUTHORIZED
1	RELEASE FOR PRODUCTION	RW 10/19/89 JRW 10/24/89	RW 10/23/89 PF 10/25/89
2	CHANGE PER ECO #891117-00.	RW 12/12/89 JRW 12/13/89	RW 12/14/89 PF 12/14/89
3	CHANGE PER ECO #900118-01-A	RW 09/05/90	RW 09/04/90



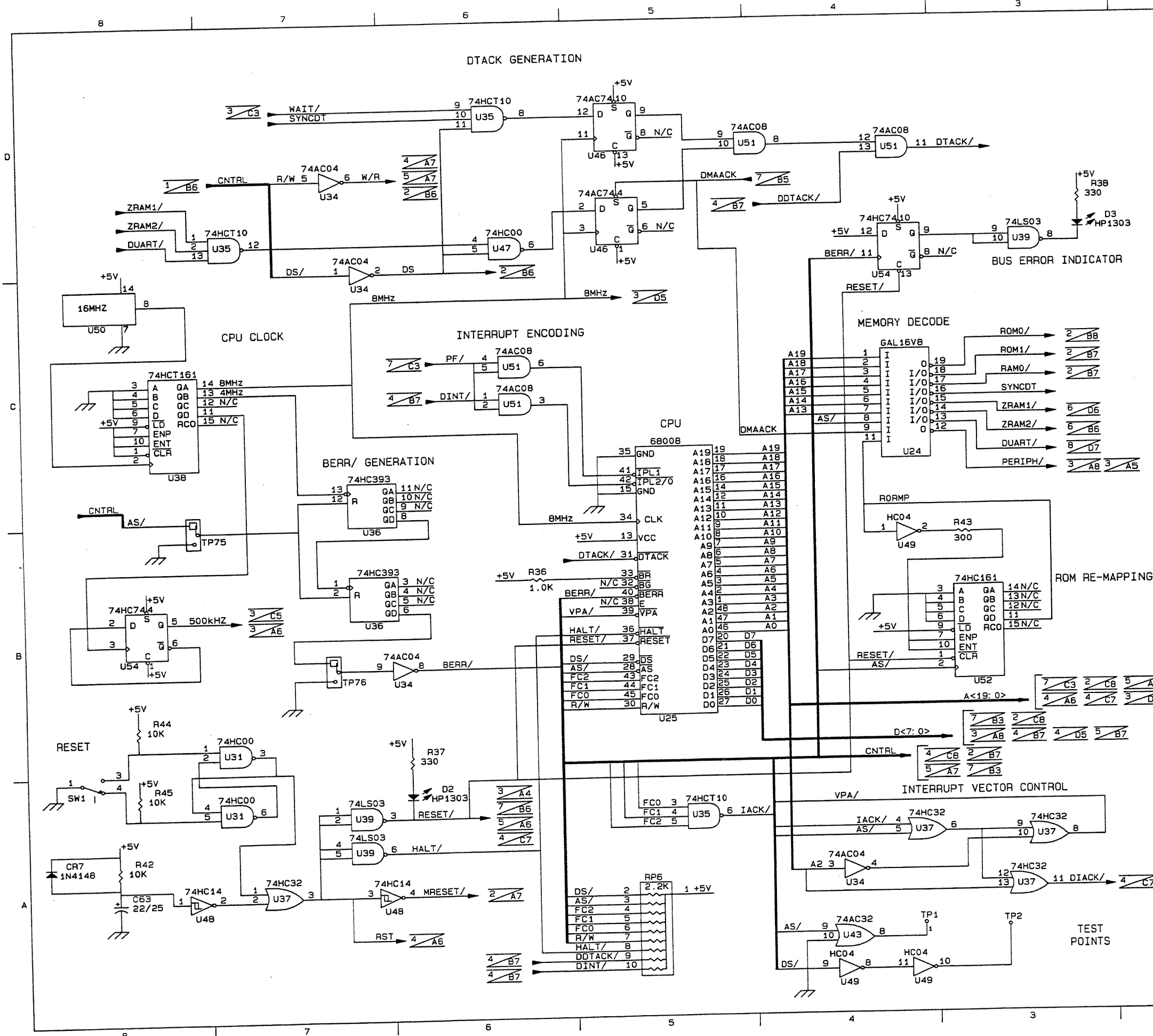
CONTRACT NO.		Lexicon	
100 BEAVER ST. WALTHAM, MA 02154		TITLE	
APPROVALS		DATE	
DRAWN PF		3/02/89	
CHECKED JRW		10/23/89	
G.C. RW		10/23/89	
ISSUED PF		10/25/89	
SIZE		CODE NUMBER	
D		060-07436	
REV.		3	
SHEET		3 OF 7	



REVISIONS			
REV	DESCRIPTION	DRAFTER/CHECKER	D.C./AUTHORIZED
1	RELEASE FOR PRODUCTION	JRW 10/19/89	PF 10/19/89
2	ADDED W4 AND W5 PER ECO 90041600	JRW 10/24/89	PF 10/25/89
3	CONNECTED U42.17 TO GND, PER ECO # 910103-00.	JRW 11/21/90	PF 11/21/90

W4 AND W5 JUMPER SETTINGS:
 POSITION 1 (1-2) FOR DIAGNOSTICS TESTING
 POSITION 2 (2-3) FOR NORMAL OPERATION

CONTRACT NO.		Lexicon 100 BEAVER ST. WALTHAM, MA 02154		
APPROVALS	DATE	TITLE		
DRAWN PF	3/03/89	SCHEM, HOST BD, M300 COMMUNICATIONS		
CHECKED RW	10/23/89	SIZE	CODE	NUMBER
D.C. JW	10/25/89	D		060-07436
ISSUED PF	10/25/89			3
				SHEET 4 OF 7

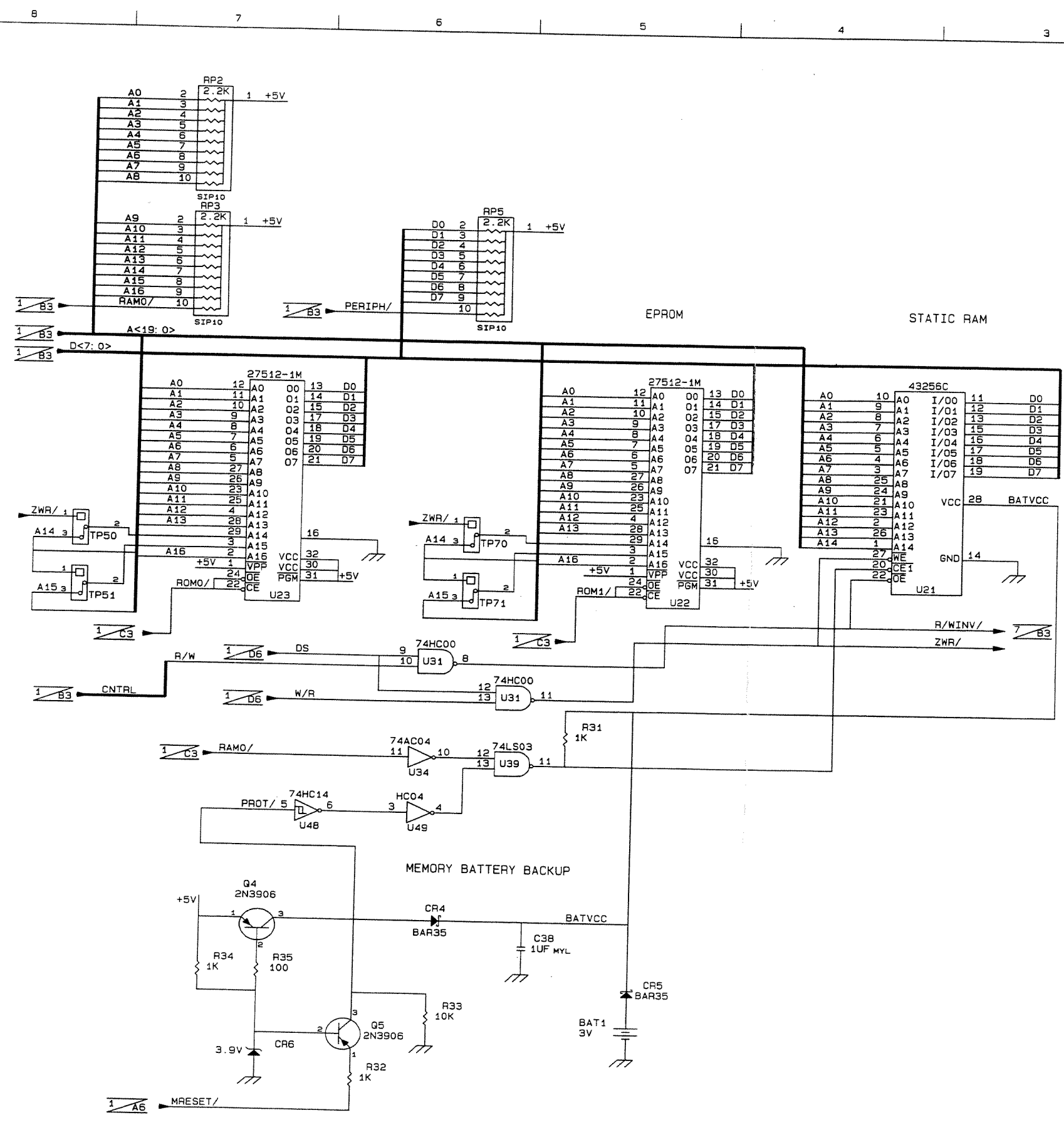


REVISIONS			
REV	DESCRIPTION	DRAFTER/ CHECKER	Q.C./ AUTHORIZED
1	RELEASE FOR PRODUCTION	RW 10/19/89 JRW 10/24/89	RW 10/23/89 PF 10/25/89
2	CHANGE DOC CTL BLOCK PER ECO # 891117-000.	RW 12/12/89 JRW 12/13/89	RW 12/14/89 PF 12/14/89
3	CHANGE DOC CTL BLOCK PER ECO #900118-01-A AND ECO #900320-00	RW 5/24/90 JRW 5/28/90	RW 6/5/90 JW 6/5/90
4	CHANGE PER ECO'S 900118-01 900118-01-A AND 900416-00	RW 6/26/90 JRW 6/26/90	RW 6/26/90 JW 6/26/90
5	CHANGE DOC CONTROL BLOCK PER ECO'S 900914-00 AND 901002-00	RW 11/12/90 JRW 11/12/90	RW 12/8/91 JW 1/9/91
6	CHANGED DOC CTL BLOCK PER ECO 910103-00.	RW 2/27/91 JRW 2/28/91	RW 3/12/91 JW 3/12/91

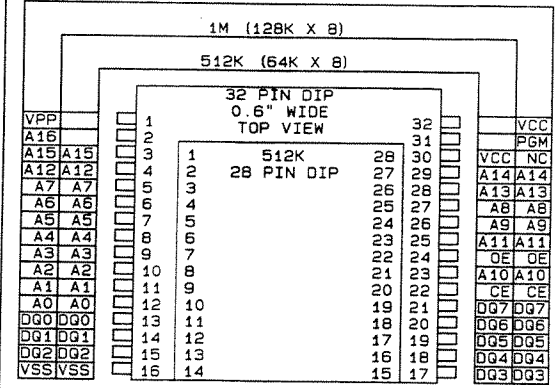
NOTES			
1.	UNLESS OTHERWISE INDICATED, RESISTORS ARE 5%, 1/4W.		
2.	UNLESS OTHERWISE INDICATED, CAPACITORS ARE UF/V.		
3.	UNLESS OTHERWISE INDICATED, DIODES ARE 1N4148.		
4.	ANALOG GROUND // DIGITAL GROUND = CHASSIS GROUND ⊥ PWR GND		
5.	1/A2 DENOTES SHEET NUMBER AND INTERSECT COORDINATE.		
6.	ON BOARD CONNECTION-TO ON BOARD CONNECTION-FROM SOLDER CONNECTION		
7.	REFERENCE DESIGNATORS, LAST USED: U58 C82 R50 FB4 RP6 CR7 DS2 BAT1 VRC1 L1 SW1 TP2 D3 J9 Y1 Q7 W3		

DOCUMENT CONTROL BLOCK: #060-07436	
SHEET NUMBER	REVISION NUMBER
1 OF 7	6
2 OF 7	1
3 OF 7	3
4 OF 7	3
5 OF 7	5
6 OF 7	3
7 OF 7	4

CONTRACT NO.	Lexicon 100 BEAVER ST., WALTHAM, MA 02154		
APPROVALS	DATE	TITLE	
DRAWN SAA	1/25/89	SCHEM, HOST BD, M300	
CHECKED JRW	10/23/89	CODE	MASTER CONTROL PROCESSOR
Q.C. RW	10/24/89	NUMBER	060-07436
ISSUED PF	10/25/89	REV.	6
			SHEET 1 OF 7



REVISIONS			
REV	DESCRIPTION	DRAWN/CHECKER	G.C./AUTHORIZED
1	RELEASE FOR PRODUCTION	AW	RC

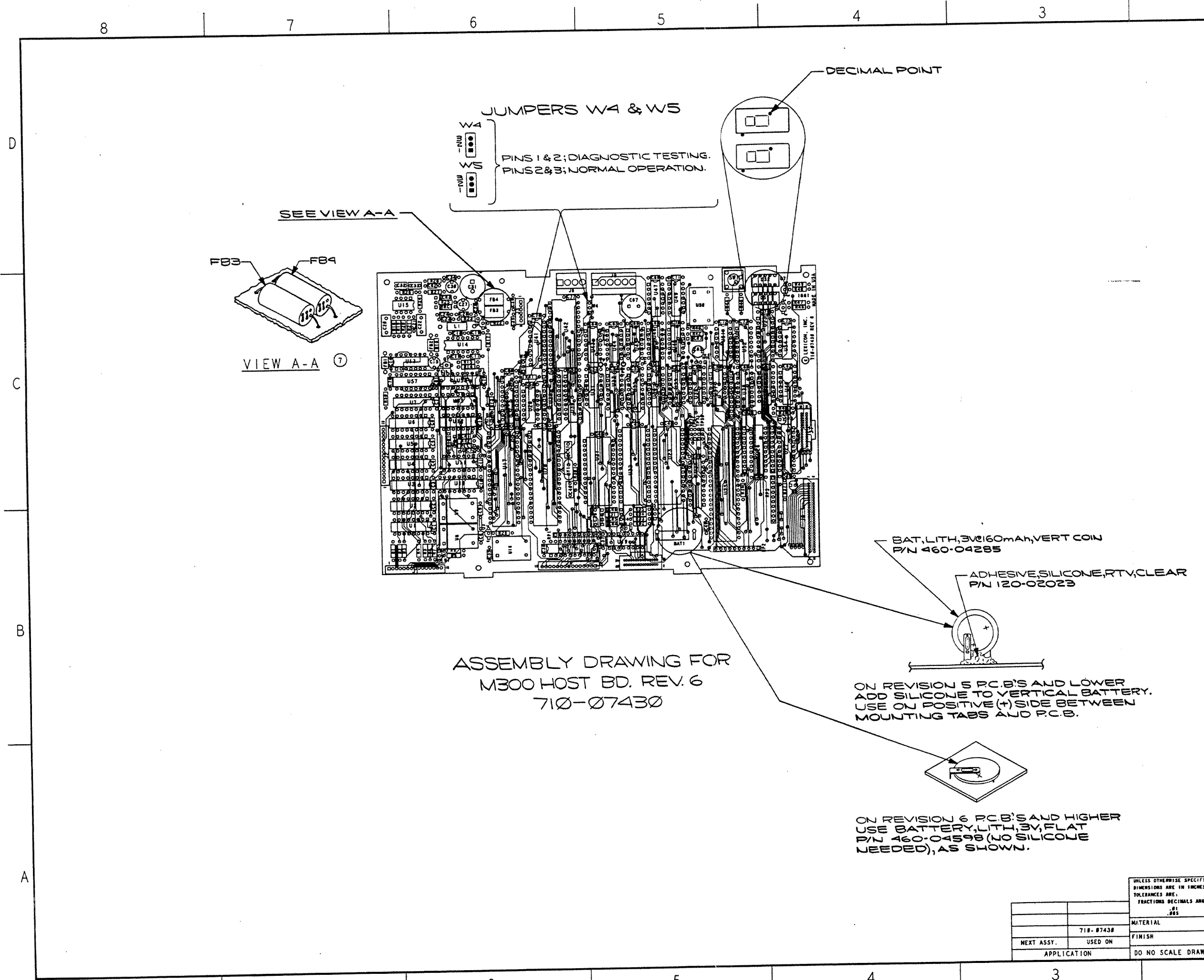


CONTRACT NO.		Lexicon	
		100 BEAVER ST. WALTHAM, MA 02154	
APPROVALS	DATE	TITLE	
DRAWN PF	1/25/89	SCHEM, HOST BD, M300	
CHECKED	10/23/89	HOST RAM & ROM	
G.C. RC	10/23/89	SIZE	CODE NUMBER
ISSUED	10/23/89	D	060-07436
			REV 1
			SHEET 2 OF 7

REV	DESCRIPTION	DRAFTER/CHECKER	D.C./DATE
0	RELEASE FOR PRODUCTION	JV 10/10/89 PF 10/13/89	LDR 10/14/89 PF 10/14/89
1	CHANGED PER ECO #'S 980118-01 AND 980416-00	MF 8/29/90 JRW 9/8/90	CW 9/7/90 JW 9/10/90
2	ADD BATTERY MOUNTING NOTE PER ECO#901227-00 ADDED U56 TO NOTE 6	MF 1/14/91 JRW 1/24/91	CW 1/24/91 JW 2/20/91
3	MODIFIED BOARD OUTLINE, ADDED C82, AND FLAT BATT PER ECO'S 901002-00, AND 910103-00. ADDED NOTE 8.	JV 4/4/91 JRW 4/5/91	CW 4/14/91 JW 4/17/91

NOTES			
1.	REFER TO LEXICON BOM NO. 023-07486		
2.	ALL COMPONENTS TO BE INSTALLED FROM COMPONENT SIDE OF PCB EXCEPT SWAGED STANDOFFS UNLESS OTHERWISE INDICATED.		
3.	MASKING FOR POST-SOLDER ASSEMBLY IS INDICATED BY SOLID AREAS ●●		
4.	COMPONENT HEIGHT .500" MAXIMUM.		
5.	LEAD PROTRUSIONS .080" MAXIMUM FROM CIRCUIT SIDE OF PCB.		
6.	SOCKET IC POSITIONS: U17, 20, 21, 22, 23, 24, 25, 41, 42 AND 56.		
7.	ALL LEADS OF FB3 & 4 SHOULD PROJECT FROM THE BOTTOM OF THE BEAD, AND CAREFULLY ENSURE THAT NO WINDINGS SHORT TOGETHER. (SEE A-A).		
8.	REVISION 2 REFERS TO P.C.B.'S OF REV. 5 AND LOWER.		

APPROVALS		DATE	CONTRACT NO.	
DRWN	JV	8/10/89	lexicon	
CHECKED	PF	8/10/89	PC BD, HOST BD, M300	
D.C.	LDR	8/14/89	ASSEMBLY DRAWING	
ISSUED	PF	10/14/89	SIZE/SCM NO.	DWG. NO. 080-07435
APPLICATION		DO NO SCALE DRAWING	SCALE 1:1	SHEET 1 OF 1

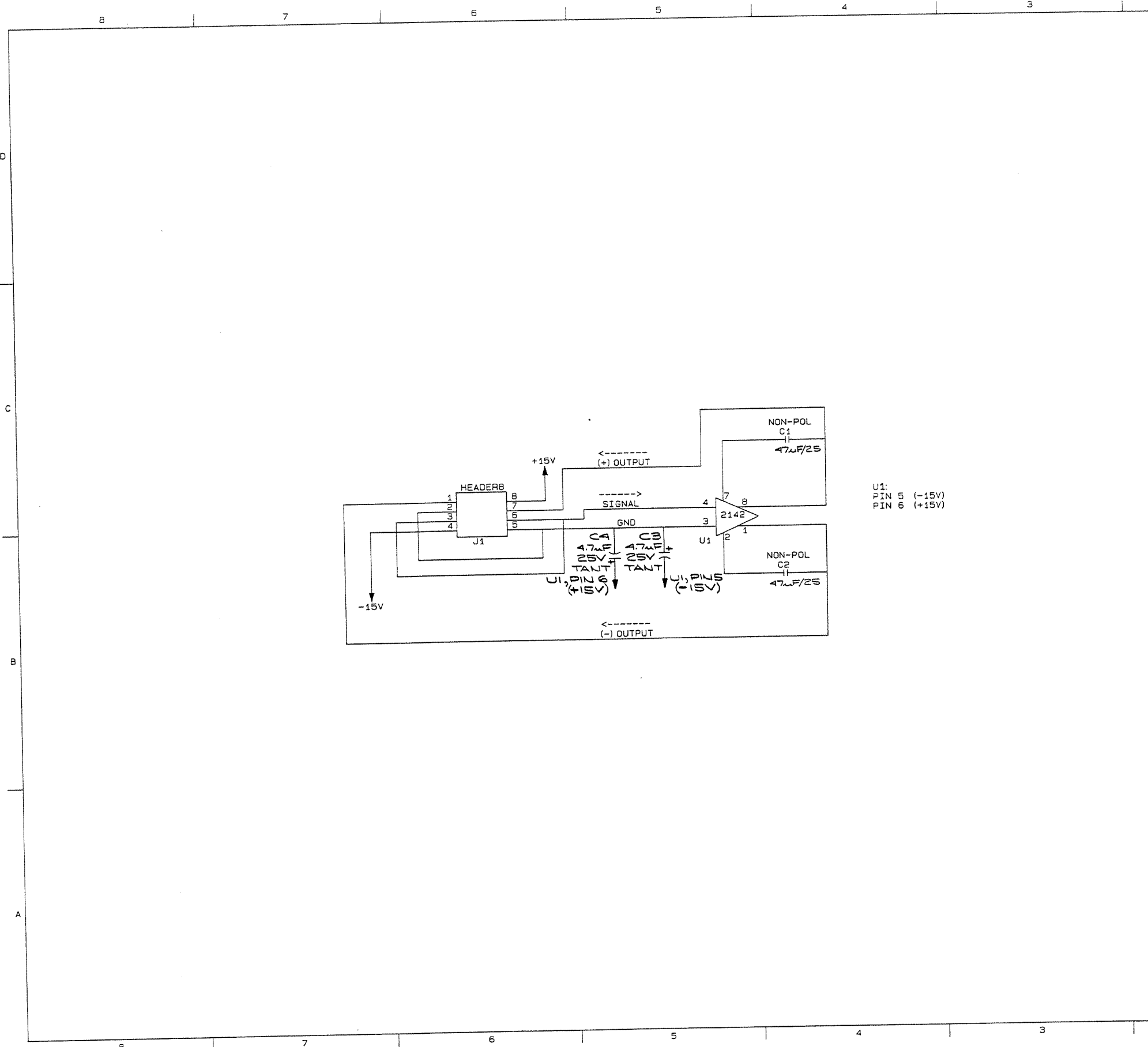


ASSEMBLY DRAWING FOR
M300 HOST BD. REV. 6
710-07430

D
C
B
A

8 7 6 5 4 3 2 1

8 7 6 5 4 3 2 1



U1:
PIN 5 (-15V)
PIN 6 (+15V)

REVISIONS			
REV	DESCRIPTION	DRAFTER/CHECKER	D.C. / AUTHORIZED
0	RELEASE FOR PRODUCTION	JRW 4/29/91	R 5/13/91
1	CHANGE VALUE OF C1 & C2 PER ECO#911024-01, ADDED BYPASS CAPS PER ECO#91125-00.	JV 11/22/91 JRW 1/14/92	M 4 2/3/92 JRW 2/4/92

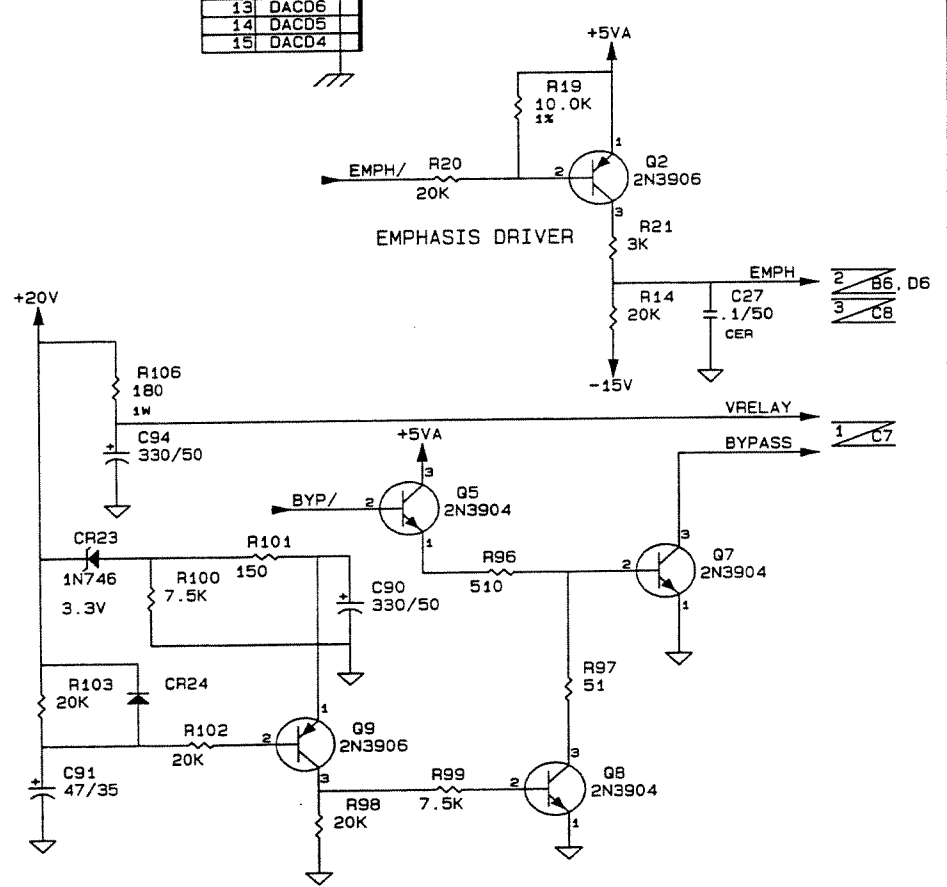
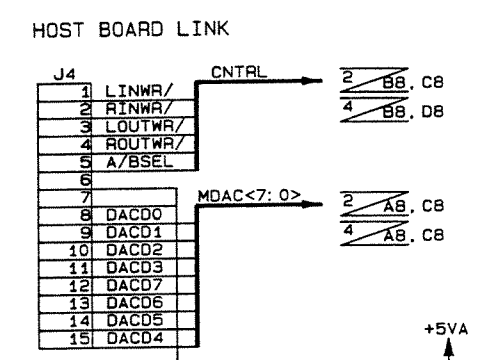
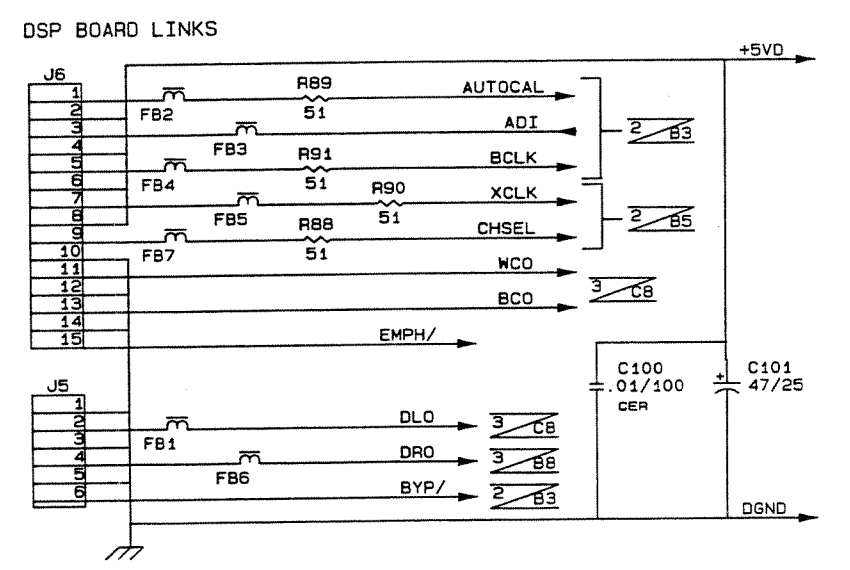
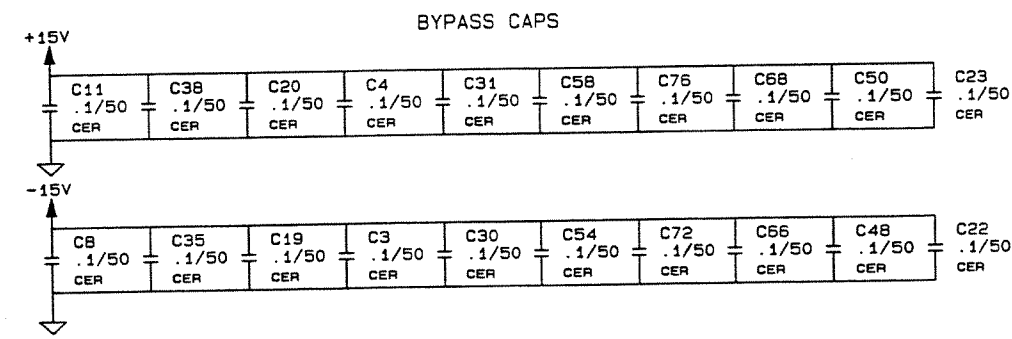
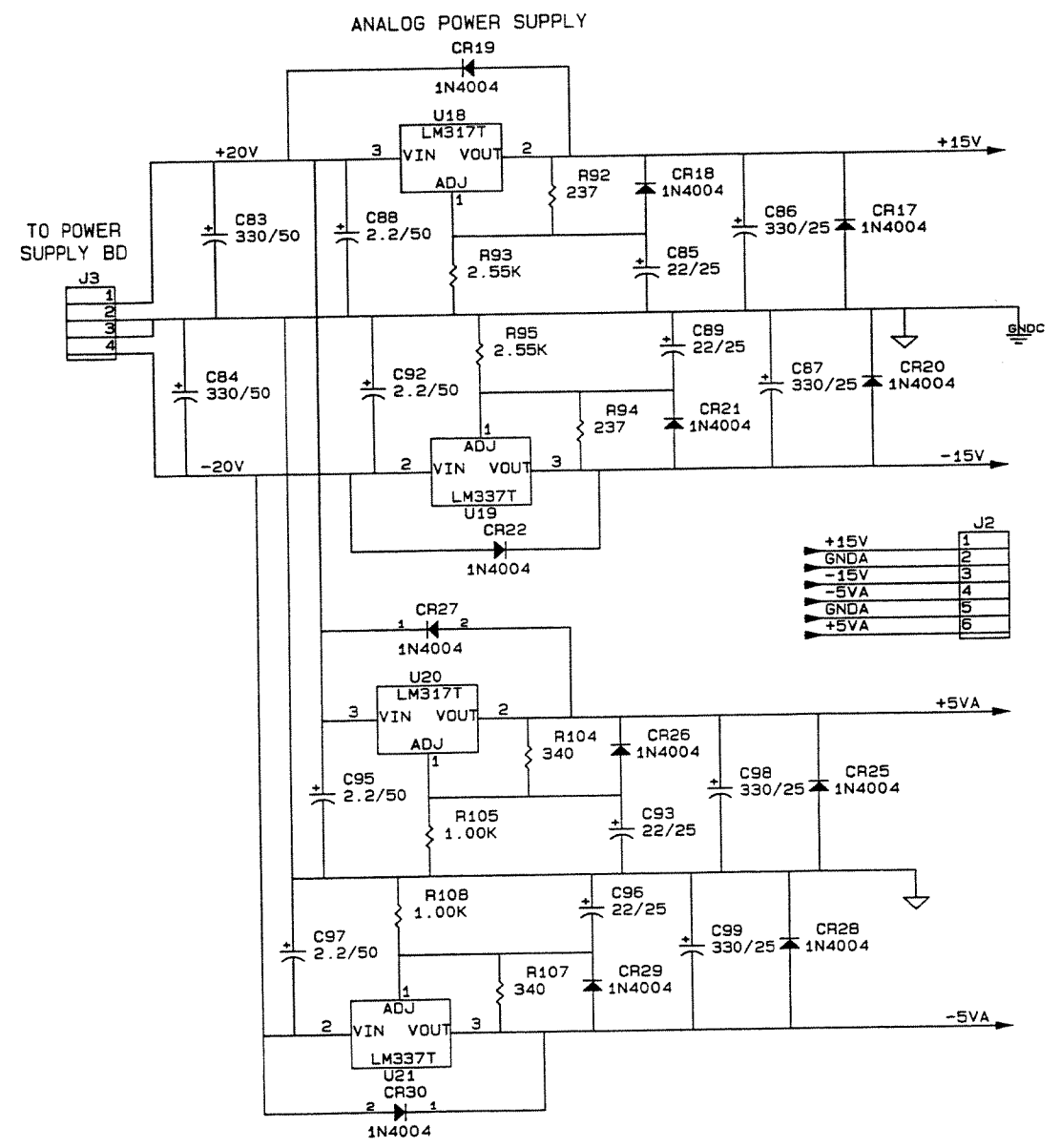
NOTES

- UNLESS OTHERWISE INDICATED, RESISTORS ARE 5% 1/4W.
- UNLESS OTHERWISE INDICATED, CAPACITORS ARE UF/V.
- UNLESS OTHERWISE INDICATED, DIODES ARE 1N4148.
- ANALOG GROUND // DIGITAL GROUND = CHASSIS GROUND | ANALOG PWR GND
- 1 A2 DENOTES SHEET NUMBER AND INTERSECT COORDINATE.
- ON BOARD CONNECTION-TO ON BOARD CONNECTION-FROM SOLDER CONNECTION
- REFERENCE DESIGNATORS, LAST USED: J1, U1, C4.

DOCUMENT CONTROL BLOCK: #060 - 08829	
SHEET NUMBER	REVISION NUMBER
1 OF 1	1

CONTRACT NO.		lexicon	
		100 BEAVER ST. WALTHAM, MA 02154	
APPROVALS	DATE	TITLE	
DRAWN JRW	3/30/91	SCHEM, O/P DRIVER DIGHT BD	
CHECKED JRW	4/29/91	M300, ANALOG BD REV 1-3	
G.C. JW	5/12/91	SIZE	NUMBER
ISSUED Y	5/22/91	D	060-08829
			REV. 1

REVISIONS			
REV	DESCRIPTION	DRAFTER/CHECKER	G.C./AUTHORIZED
0	RELEASE FOR PROTOTYPE	CP	
1	RELEASE FOR PRODUCTION	RW 10/18/89 RS 10/19/89 RS 12/1/89	RWH 10/20/89 PF 10/23/89 RS 12/1/89
2	CHANGE PER ECO # 891204-00.	RS 12/1/89	JG 12/1/89



CONTRACT NO.		lexicon		
		100 BEAVER ST. WALTHAM, MA. 02154		
APPROVALS	DATE	TITLE		
DRAWN CP	10/27/88	SCHEM, M300 ANALOG BOARD		
CHECKED RS	10/19/89	SIZE	CODE	NUMBER
ISSUED PF	10/23/89	D		060-07443
G.C. RWH	10/20/89	SHEET 5 OF 5		

8

7

6

5

4

3

2

1

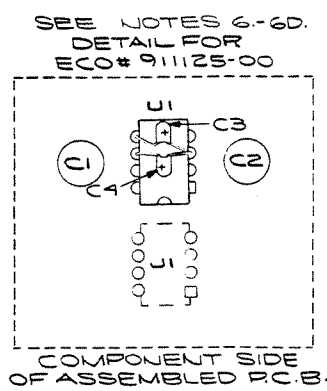
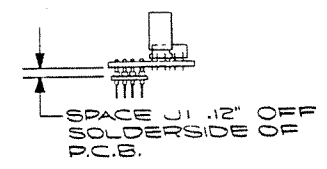
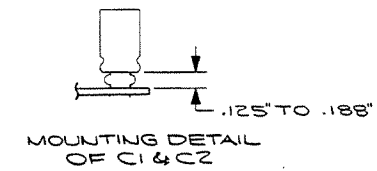
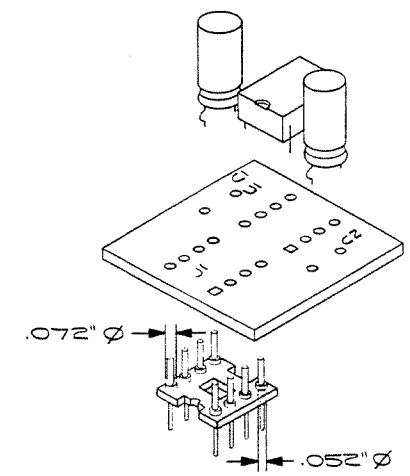
D

C

B

A

NOTE:
 PRE-FORM LEADS FOR P/N 240-07335
 CAP, ELEC, 47µF, 25V, RAD, NON-POL,
 (10MM DIA.), AS SHOWN. TO AVOID C1
 AND C2 COMING IN CONTACT WITH U1.



REV	DESCRIPTION	DRAFTER/CHECKER	Q.C./AUTH.
0	RELEASE FOR PRODUCTION	JV 5/13/91 ARW 5/15/91	ew 5/14/91 D. S. 5/20/91
1	REVISE TO ADD PRE-FORM NOTE PER ECO# 911024-01, ADDED BYPASS CAP'S C3 & C4 PER ECO #91125-00.	JV 11/25/91 ARW 1/14/92	ew 11/27/91 D. S. 2/4/92

NOTES

- REFER TO LEXICON BOM NO. 025-0892
- ALL COMPONENTS TO BE INSTALLED FROM COMPONENT SIDE UNLESS OTHERWISE INDICATED.
- MASKING FOR POST-SOLDER ASSEMBLY IS INDICATED BY SOLID AREAS
- COMPONENT HEIGHT .5" MAXIMUM.
- LEAD PROTRUSIONS .080" MAXIMUM FROM CIRCUIT SIDE OF PCB.
- ADD 241-00652 CAP TANT, 4.7µF, 25V, RAD (2 PLACES), AT C3 & C4. CAP'S ARE POLARIZED. NOTE ORIENTATION.
 - SOLDER THE NEGATIVE LEAD OF C3 TO U1 PIN 5.
 - SOLDER THE POSITIVE LEAD OF C3 TO U1 PIN 3.
 - SOLDER THE POSITIVE LEAD OF C4 TO U1 PIN 6.
 - SOLDER THE NEGATIVE LEAD OF C4 TO U1 PIN 3.

UNLESS OTHERWISE SPECIFIED DIMENSIONS ARE IN INCHES. TOLERANCES ARE FRACTIONS DECIMALS ANGLES .01 .000		CONTRACT NO.		lexicon	
APPROVALS	DATE	PC BD, DAUT, ANALOG, M300			
DRAWN JV	5/13/91	ASSEMBLY DRAWING			
CHECKED ARW	5/15/91	STEP/SCM NO.	DWG. NO.	080-0892	REV 1
FINISH	USED ON	ISSUED	SCALE 1:1	SHEET 1 OF 1	
APPLICATION	DO NO SCALE DRAWING				

8

7

6

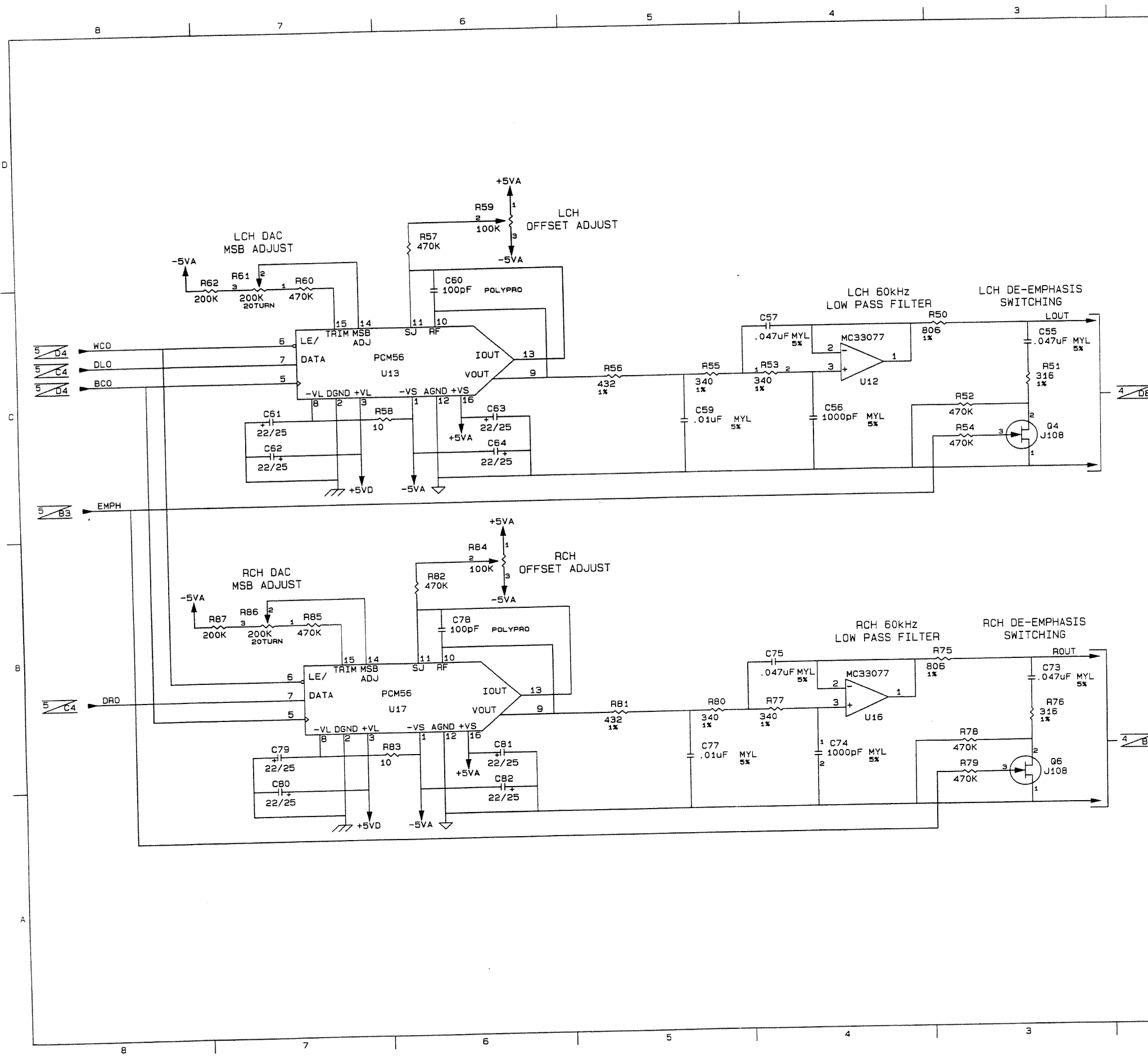
5

4

3

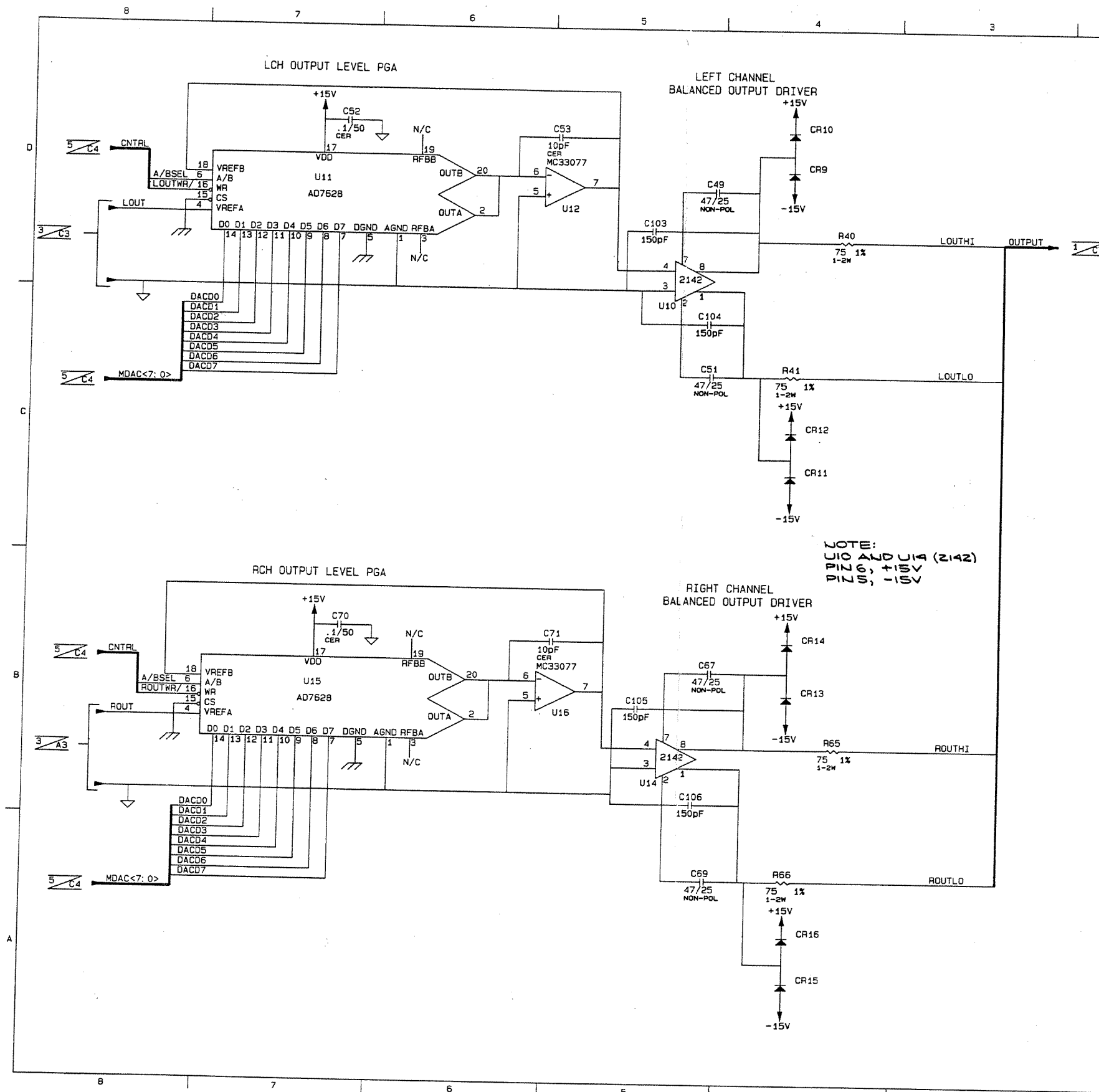
2

1



REVISIONS			
REV	DESCRIPTION	DRAWER/CHECKER	D.C. / AUTHORIZED
0	RELEASE FOR PROTOTYPE	CP	10/27/89
1	RELEASE FOR PRODUCTION	RS 10/19/89	RS 10/19/89

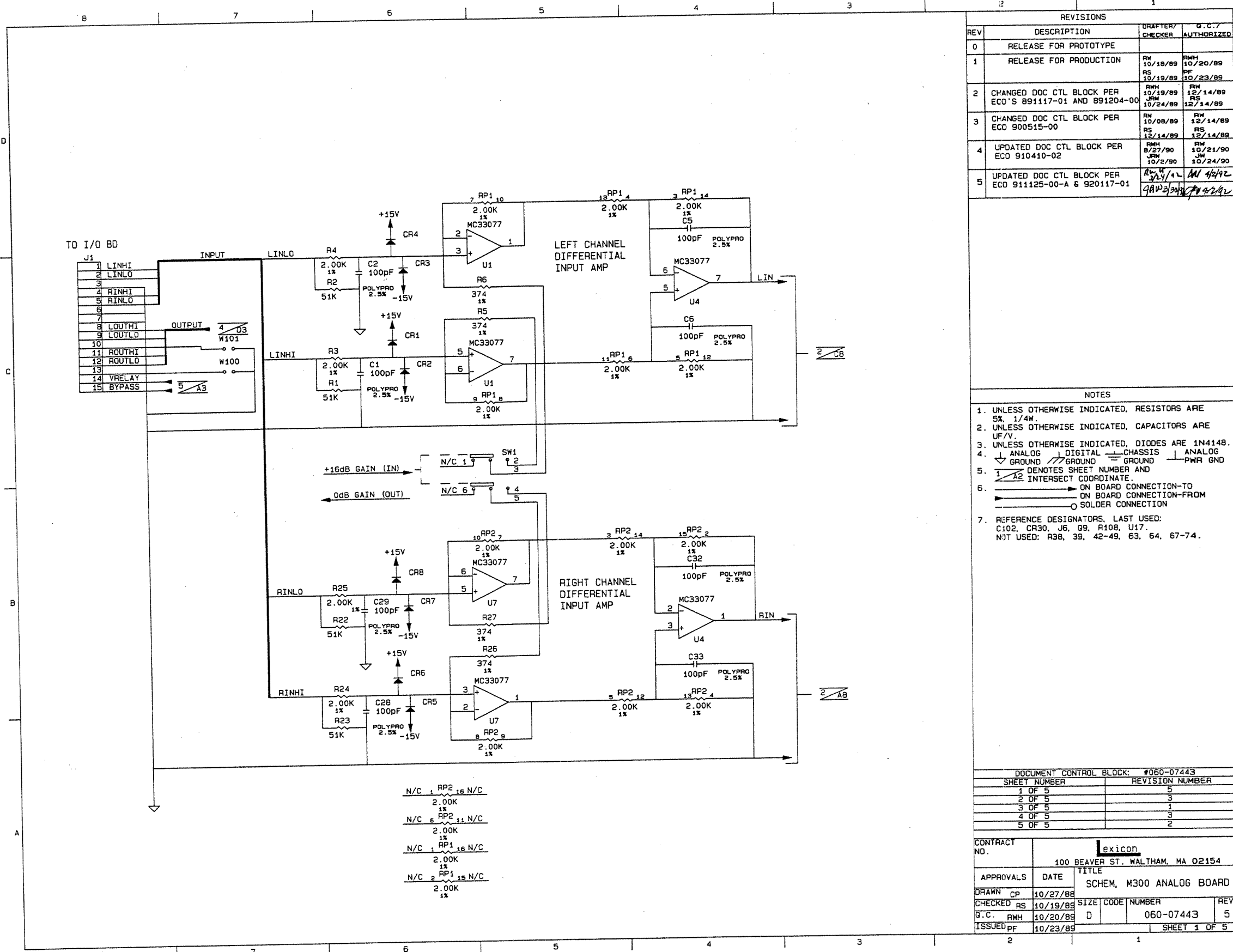
CONTRACT NO.		Lexicon 100 BEAVER ST. WALTHAM, MA 02154		
APPROVALS	DATE	TITLE		
CP	10/27/88	SCHEM, M300 ANALOG BOARD		
CHECKED	RS 10/19/89	SIZE	CODE	NUMBER
D.C.	RS 10/19/89	D		060-07443
ISSUED	RS 10/19/89			REV. 1
				SHEET 3 OF 5



NOTE:
 U10 AND U14 (2142)
 PIN 16, +15V
 PIN 15, -15V

REVISIONS			
REV	DESCRIPTION	DRAFTER/CHECKER	D.C. / AUTHORIZED
0	RELEASE FOR PROTOTYPE	CP	
1	RELEASE FOR PRODUCTION	RW 10/18/88 RS 10/19/88	RWH 10/22/88 PF 10/23/88
2	REVISED TO SHOW DAUGHTER PCB PLACEMENT, PER ECO 910410-02.	JV 5/9/91 JRW 5/15/91	RW 5/22/91 JW 5/24/91
3	DELETED NOTE 1. MODIFIED RIGHT AND LEFT CHANNELS. DELETED R38-39, 42-49, 63-64 67-74. CHANGED C49, 51, 57, AND 69, FROM 10pF, TO 47uF/25V NON-POL. CHANGED U10 AND U14 FROM MC33077 TO 2142. PER ECO'S 910410-02, 911024-01. ADDED C103-C106 PER ECO # 911125-00-A.	MW 3/21/92	MJ 4/2/92

CONTRACT NO.		Lexicon	
		100 BEAVER ST. WALTHAM, MA 02154	
APPROVALS	DATE	TITLE	
DRAWN CP	10/27/88	SCHEM, M300 ANALOG BOARD	
CHECKED RS	10/19/88	SIZE	CODE NUMBER
G.C. RW	10/20/88	D	060-07443
ISSUED PF	10/23/88		REV. 3
			SHEET 4 OF 5

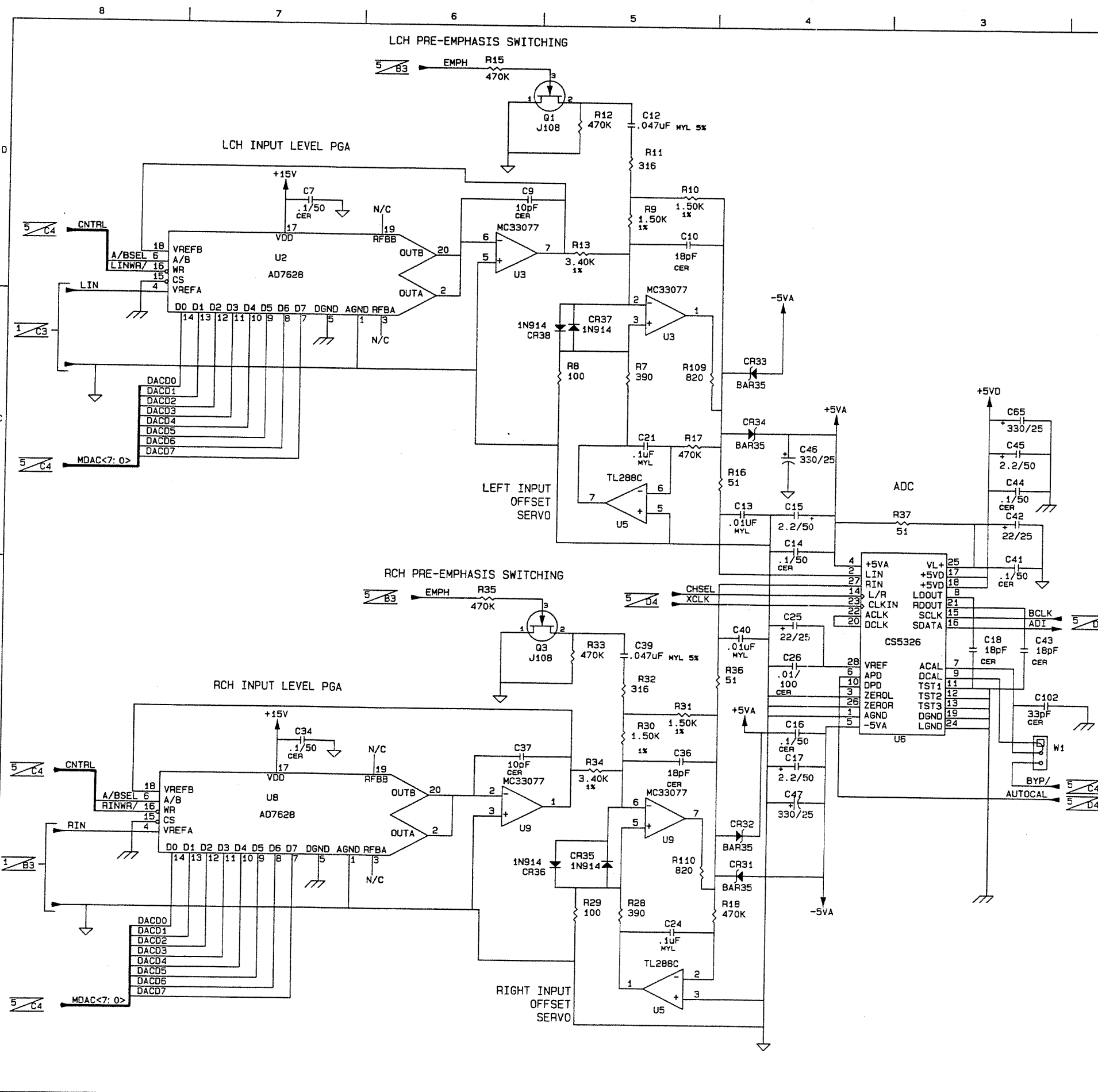


REVISIONS			
REV	DESCRIPTION	DRAWN/CHECKER	G.C./AUTHORIZED
0	RELEASE FOR PROTOTYPE		
1	RELEASE FOR PRODUCTION	RW RS RS	RWH 10/20/89 PF 10/23/89
2	CHANGED DOC CTL BLOCK PER ECO'S 891117-01 AND 891204-00	RWH RS JRW	RW 12/14/89 RS 12/14/89
3	CHANGED DOC CTL BLOCK PER ECO 900515-00	RW RS RS	RW 12/14/89 RS 12/14/89
4	UPDATED DOC CTL BLOCK PER ECO 910410-02	RWH JRW	RW 10/21/90 JW 10/24/90
5	UPDATED DOC CTL BLOCK PER ECO 911125-00-A & 920117-01	RWH JRW	RW 10/21/90 JW 10/24/90


- NOTES**
- UNLESS OTHERWISE INDICATED, RESISTORS ARE 5% 1/4W.
 - UNLESS OTHERWISE INDICATED, CAPACITORS ARE UF/V.
 - UNLESS OTHERWISE INDICATED, DIODES ARE 1N4148.
 - ANALOG GROUND // DIGITAL GROUND = CHASSIS GROUND | ANALOG PWR GND
 - 1/2 DENOTES SHEET NUMBER AND INTERSECT COORDINATE.
 - ON BOARD CONNECTION-TO ON BOARD CONNECTION-FROM SOLDER CONNECTION
 - REFERENCE DESIGNATORS, LAST USED: C102, CR30, J6, 09, R108, U17. NOT USED: R38, 39, 42-49, 63, 64, 67-74.

DOCUMENT CONTROL BLOCK: #060-07443	
SHEET NUMBER	REVISION NUMBER
1 OF 5	5
2 OF 5	3
3 OF 5	1
4 OF 5	3
5 OF 5	2

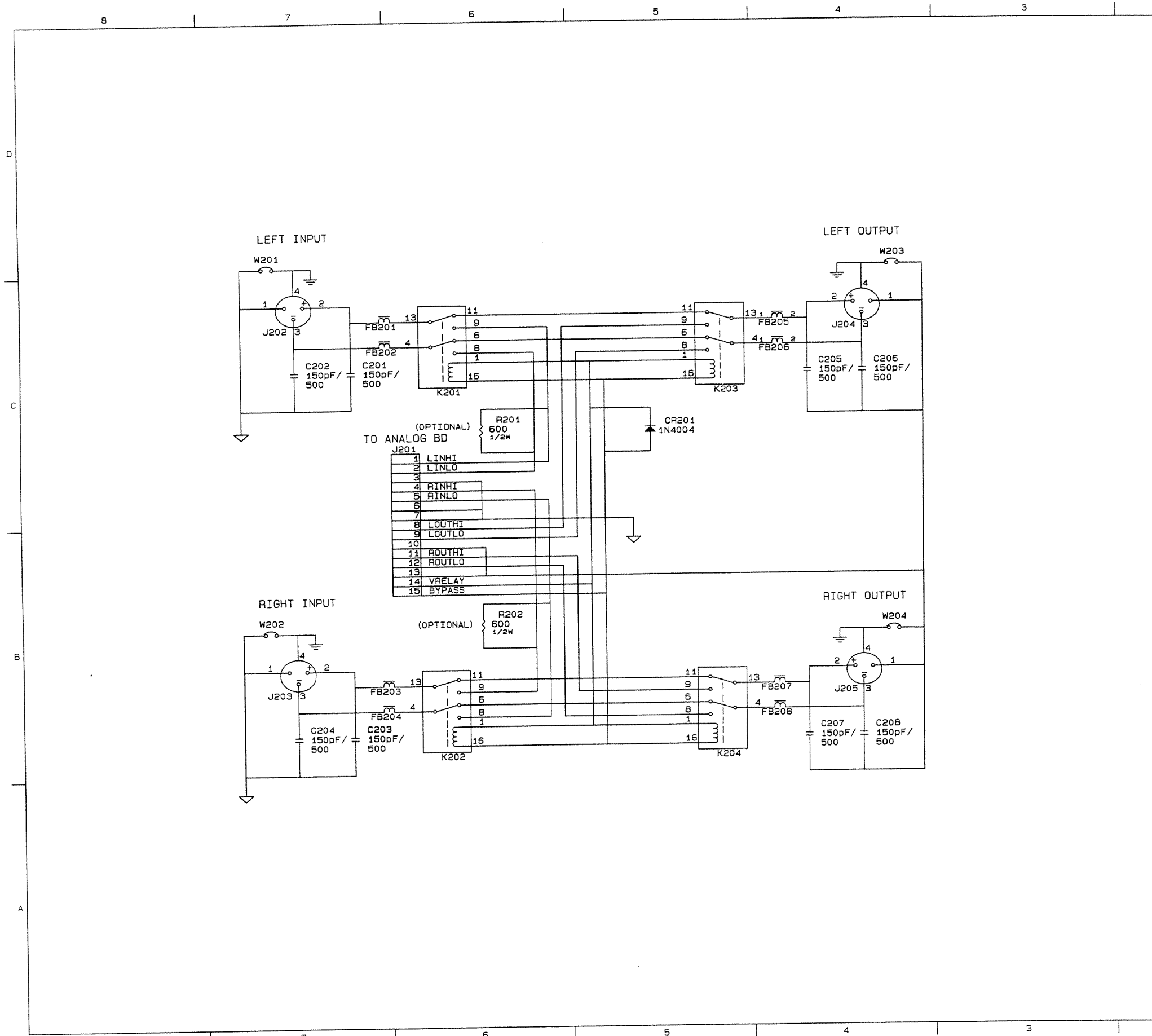
CONTRACT NO.	exicon		
	100 BEAVER ST. WALTHAM, MA 02154		
APPROVALS	DATE	TITLE	
		SCHEM, M300 ANALOG BOARD	
DRAWN CP	10/27/88	SIZE	CODE NUMBER
CHECKED RS	10/19/89		
G.C. RWH	10/20/89	D	060-07443 5
ISSUED PF	10/23/89	SHEET 1 OF 5	



REVISIONS			
REV	DESCRIPTION	DRAFTER/CHECKER	D.C./AUTHORIZED
0	RELEASE FOR PROTOTYPE	CP	10/27/88
1	RELEASE FOR PRODUCTION	RW 10/18/89 RS 10/20/89	RWH 10/20/89 PF 10/23/89
2	CONNECTED PIN 1 AND 2 OF W1 PER ECO #891117-01.	RS 12/8/89	RWH 12/14/89
3	REVISE PER ECO 900515-00-A	RWH 12/14/89 JWS 10/21/90	RWH 12/14/89 CRH 10/21/90



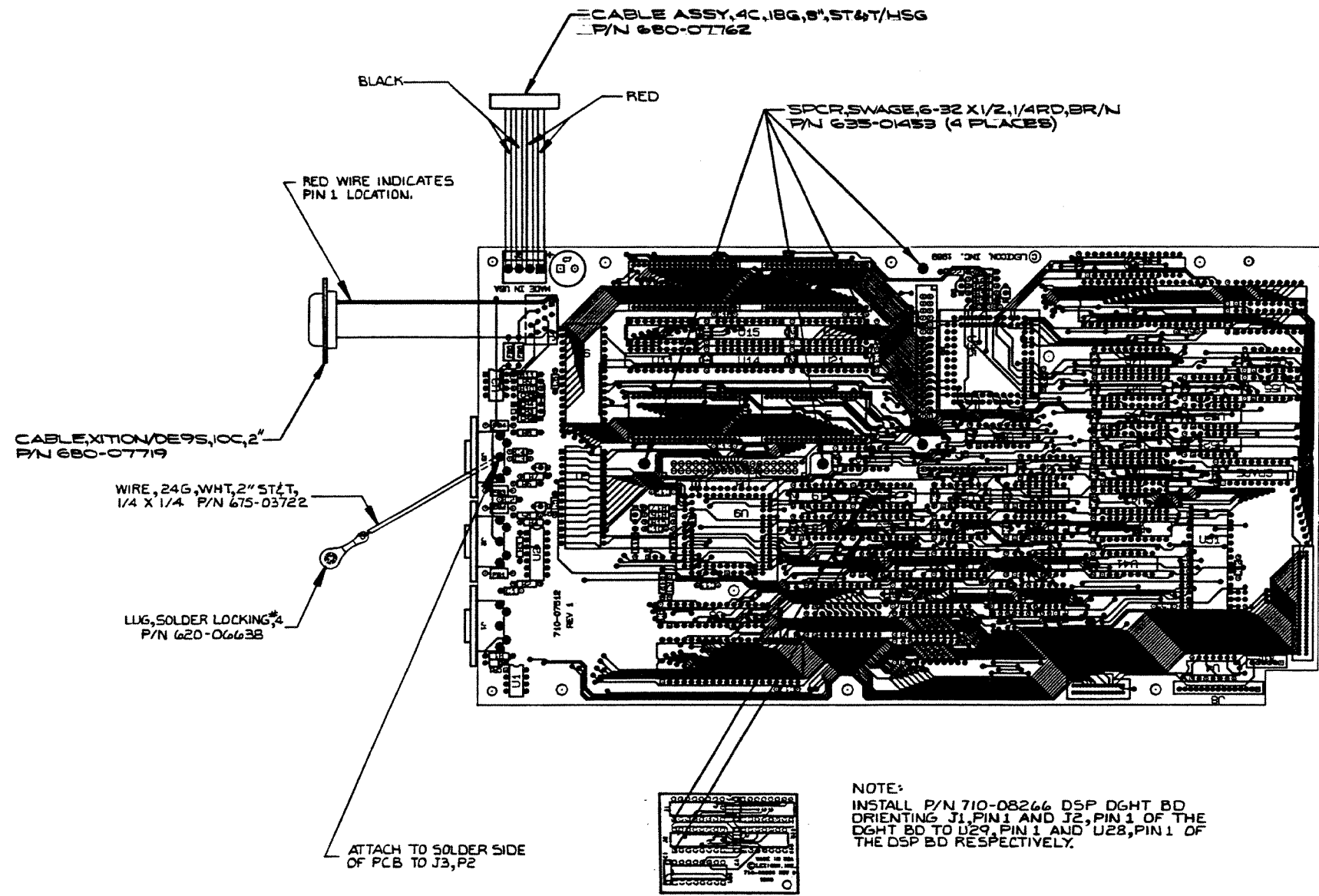
CONTRACT NO.	Lexicon 100 BEAVER ST. WALTHAM, MA 02154		
APPROVALS	DATE	TITLE	
DRAWN CP	10/27/88	SCHEM, M300 ANALOG BOARD	
CHECKED RS	10/19/89	SIZE	CODE NUMBER
D.C. RW	10/20/89	D	060-07443
ISSUED PF	10/23/89	REV.	3
		SHEET 2 OF 5	



REVISIONS			
REV	DESCRIPTION	DRAFTER/CHECKER	D.C./AUTHORIZED
0	RELEASE FOR PROTOTYPE	CP	10/27/88
1	RELEASE FOR PRODUCTION	RS 10/19/89	CP 10/27/88

- NOTES
- UNLESS OTHERWISE INDICATED, RESISTORS ARE 5%, 1/4W.
 - UNLESS OTHERWISE INDICATED, CAPACITORS ARE UF/V.
 - UNLESS OTHERWISE INDICATED, DIODES ARE 1N4148.
 - ANALOG GROUND, DIGITAL GROUND, CHASSIS GROUND, ANALOG PWR GND
 - 1 DENOTES SHEET NUMBER AND A2 INTERSECT COORDINATE.
 - ON BOARD CONNECTION-TO, ON BOARD CONNECTION-FROM, SOLDER CONNECTION

DOCUMENT CONTROL BLOCK: #060-07511			
SHEET NUMBER		REVISION NUMBER	
1 OF 1		1	
CONTRACT NO.	Lexicon		
100 BEAVER ST. WALTHAM, MA 02154			
APPROVALS	DATE	TITLE	
DRAWN CP	10/27/88	SCHEM, M300 ANA I/O BOARD	
CHECKED RS	10/19/89	SIZE	CODE NUMBER
D.C. RS	10/19/89	D	060-07511
ISSUED (CP)	10/19/89	REV. 1	
		SHEET 1 OF 1	

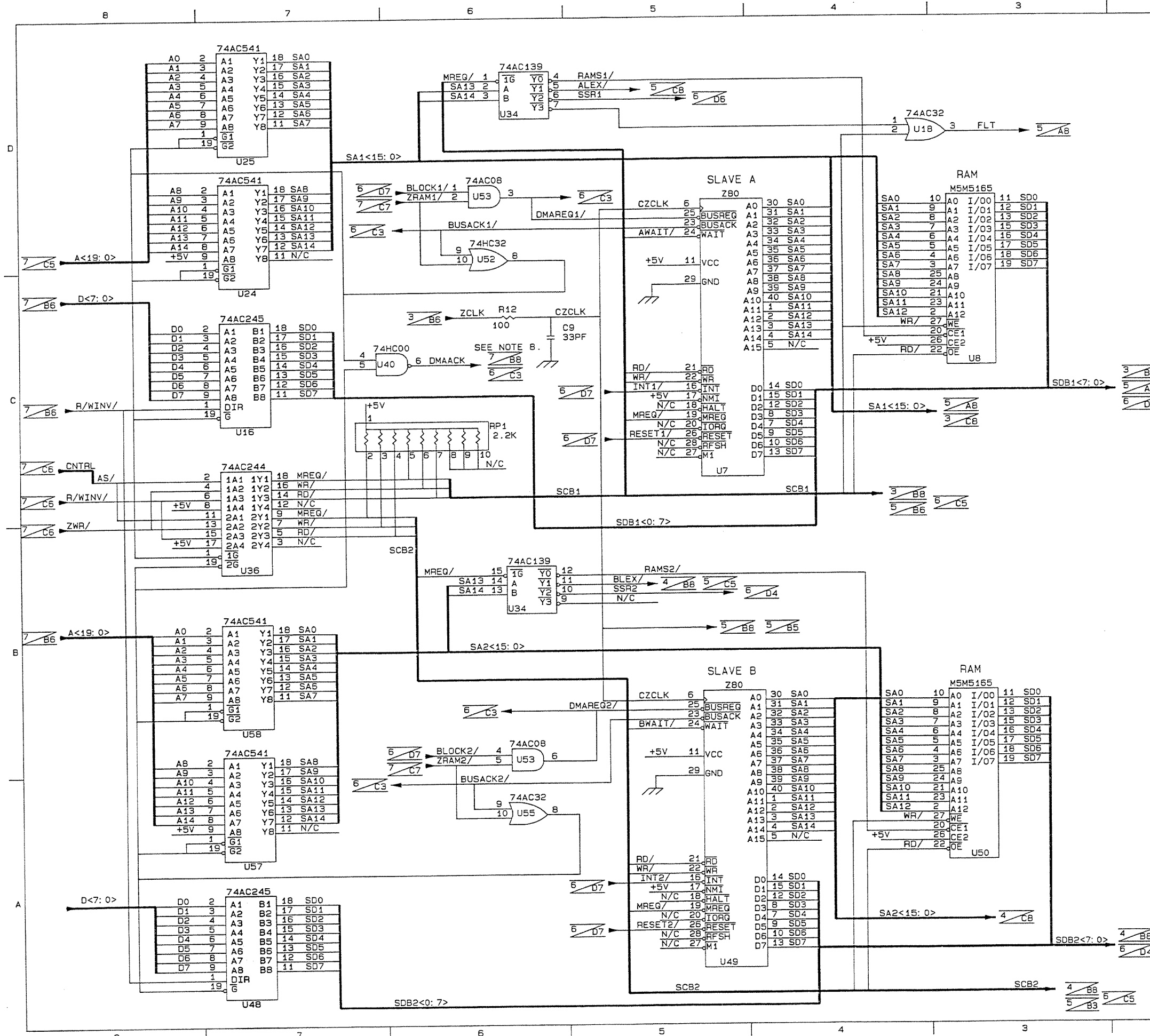


REVISIONS			
REV.	DESCRIPTION	DRAFTER/CHECKER	D.C./AUTH.
0	RELEASE FOR PRODUCTION	J.V. 10/10/89 P.J. 10/13/89	J.V. 10/10/89 P.J. 10/13/89
1	REVISE PER ECO # 900117-01A	M.A.S. 9-90 G.M. 8-9-90	W. 9/13/90 G.M. 8/14/90


NOTES

1. REFER TO LEXICON BOM NO. 023-07519
2. ALL COMPONENTS TO BE INSTALLED FROM COMPONENT SIDE OF P.C.B. INCLUDING SWAGED STANDOFFS.
3. MASKING FOR POST-SOLDER ASSEMBLY IS INDICATED BY SOLID AREAS
4. COMPONENT HEIGHT 1.00" MAXIMUM
5. LEAD PROTRUSIONS .080" MAXIMUM FROM CIRCUIT SIDE OF P.C.B.
6. SOCKET IC POSITIONS: U15-10, 13, 20, 23, 35 & 49-51, SOCKET (U28 AND U29) REV 1 AND 2 ONLY.

UNLESS OTHERWISE SPECIFIED DIMENSIONS ARE IN INCHES TOLERANCES ARE: FRACTIONS DECIMALS ANGLES .01 .005 .005		CONTRACT NO.		lexicon	
710-07512		APPROVALS	DATE	PC BD, DSP, M300	
MATERIAL		DRAWN	J.V. 10/10/89	ASSEMBLY DRAWING	
FINISH		CHECKED	P.J. 10/13/89	SIZE	PCB NO. D
NEXT ASSY	USED ON	D.C.	J.V. 10/10/89	DWG. NO.	080-07517
APPLICATION		ISSUED	P.J. 10/13/89	SCALE	1:1
					REV 1
					SHEET 1 OF 1



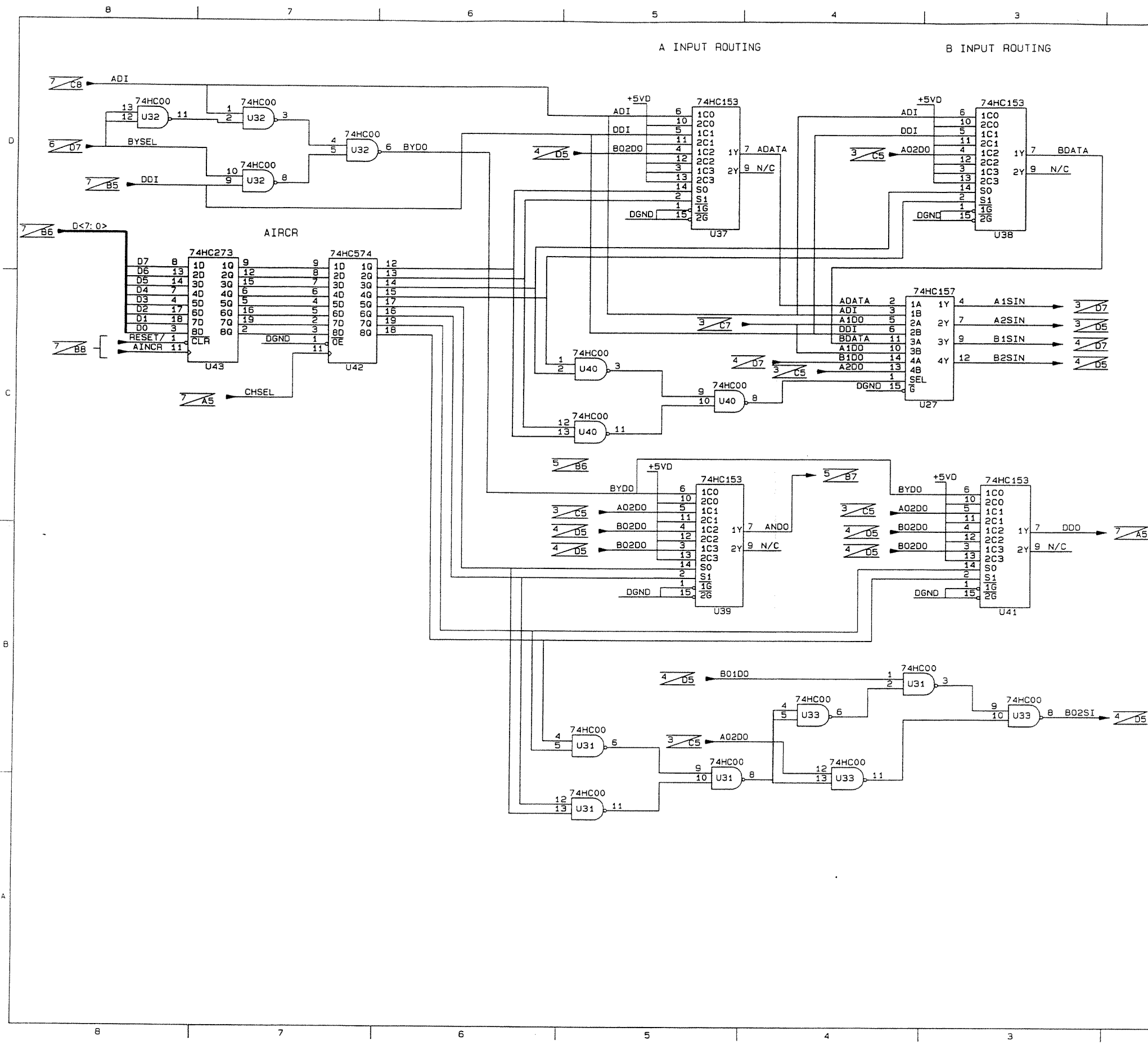
REVISIONS			
REV	DESCRIPTION	DRAFTER/CHECKER	D.C./AUTHORIZED
1	RELEASE FOR PRODUCTION	RW 10/20/89 JRW 10/24/89	RW 10/25/89 PF 10/24/89
2	DOC CTL BLOCK CHANGE PER ECO #891117-02.	RW 12/12/89 JRW 12/13/89	RW 12/14/89 PF 12/14/89
3	CHANGED DOC CTL BLK SHEET'S 1, 5, & 6 PER ECO#'S900117-01-A 900327-00. ADDED NOTE 8 AND DELETED EXTRANEIOUS SIGNAL NAME.	JRW 04/24/90 JRW 04/24/90	RW 5/18/89 JRW 5/18/89



- NOTES
- UNLESS OTHERWISE INDICATED, RESISTORS ARE 5%, 1/4W.
 - UNLESS OTHERWISE INDICATED, CAPACITORS ARE UF/V.
 - UNLESS OTHERWISE INDICATED, DIODES ARE 1N4148.
 - ANALOG DIGITAL CHASSIS ANALOG
GROUND GROUND GROUND PWR GND
 - 1 DENOTES SHEET NUMBER AND
A2 INTERSECT COORDINATE.
 - ON BOARD CONNECTION-TO
ON BOARD CONNECTION-FROM
SOLDER CONNECTION
 - REFERENCE DESIGNATORS, LAST USED:
U59, C67, R23, FB6, RP1, W5, G6, CR5, P2, J10
 - C9 IS OPTIONAL

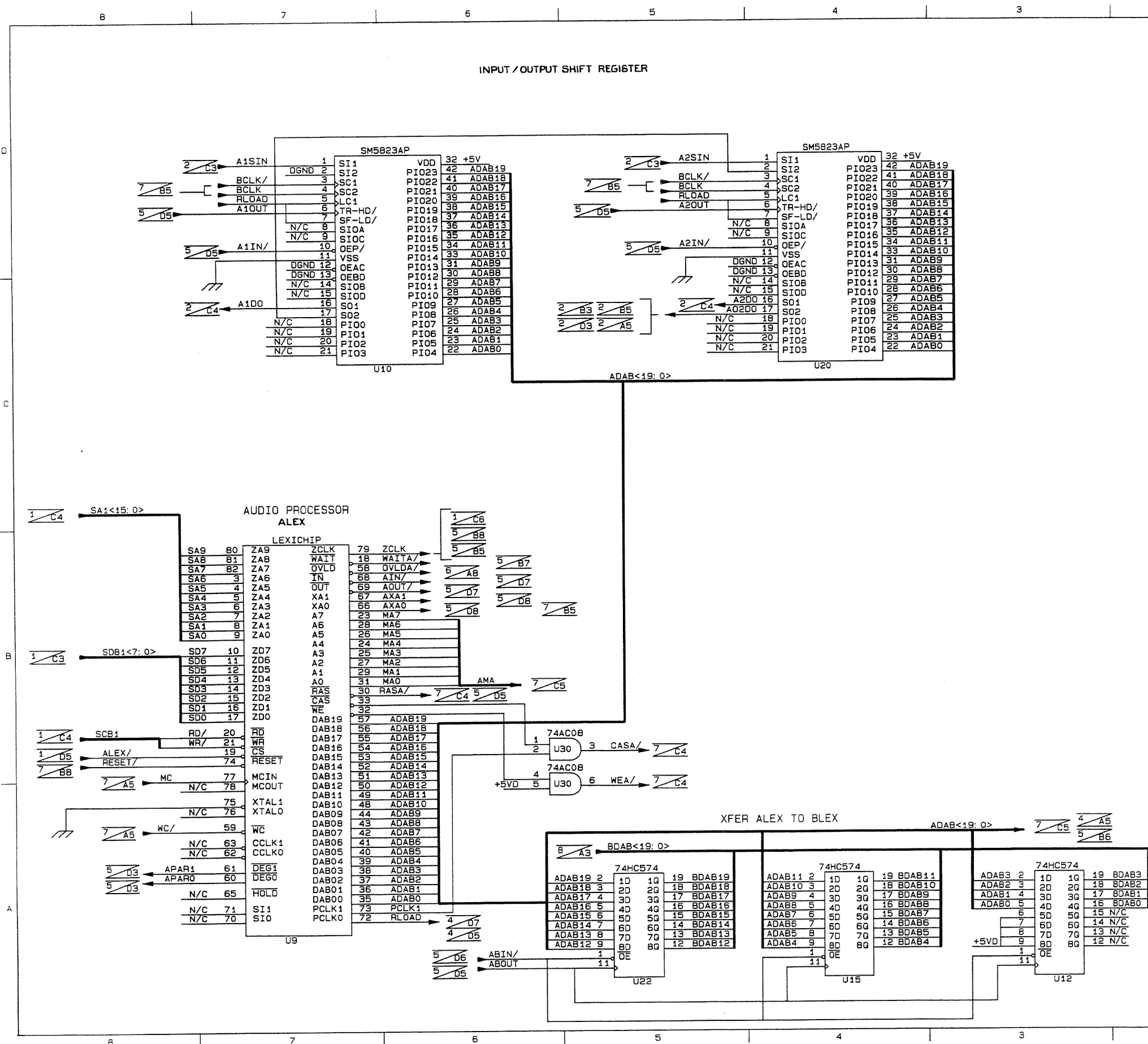
DOCUMENT CONTROL BLOCK: #060-07518	
SHEET NUMBER	REVISION NUMBER
1 OF 7	3
2 OF 7	1
3 OF 7	1
4 OF 7	1
5 OF 7	3
6 OF 7	2
7 OF 7	2

CONTRACT NO.		Lexicon	
100 BEAVER ST. WALTHAM, MA 02154		TITLE	
APPROVALS		DATE	
DRAWN PF		1/25/89	
RWECKED RW		10/23/89	
G.C. RW		10/25/89	
ISSUED PF		10/25/89	
SIZE		D	
CODE NUMBER		060-07518	
REV.		3	
SHEET		1 OF 7	



REVISIONS			
REV	DESCRIPTION	DRAFTER/CHECKER	D.C. / AUTHORIZED
1	RELEASE FOR PRODUCTION	AW 01/20/89 GAW 10/24/89	AW 1/21/89 GAW 10/25/89

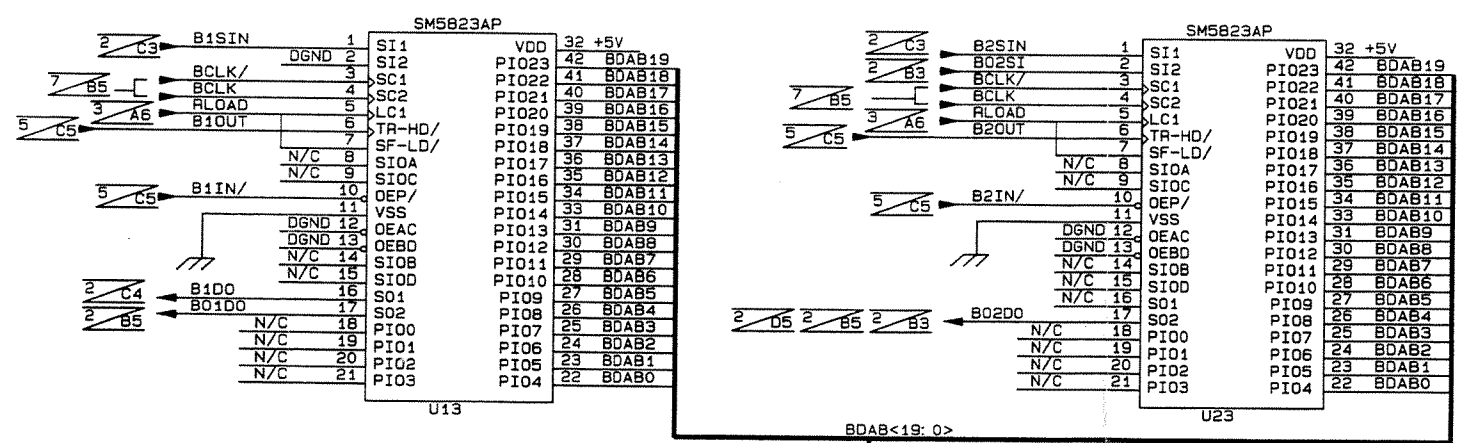
CONTRACT NO.	Lexicon 100 BEAVER ST. WALTHAM, MA 02154		
APPROVALS	DATE	TITLE	
DRAWN SAA	1/25/89	SCHEM, DSP BD, M300 AUDIO ROUTING	
CHECKED <i>[Signature]</i>	10/28/89	SIZE	CODE NUMBER
G.C. <i>[Signature]</i>	1/15/89	D	060-07518
ISSUED <i>[Signature]</i>	10/25/89	REV. 1	
			SHEET 2 OF 7



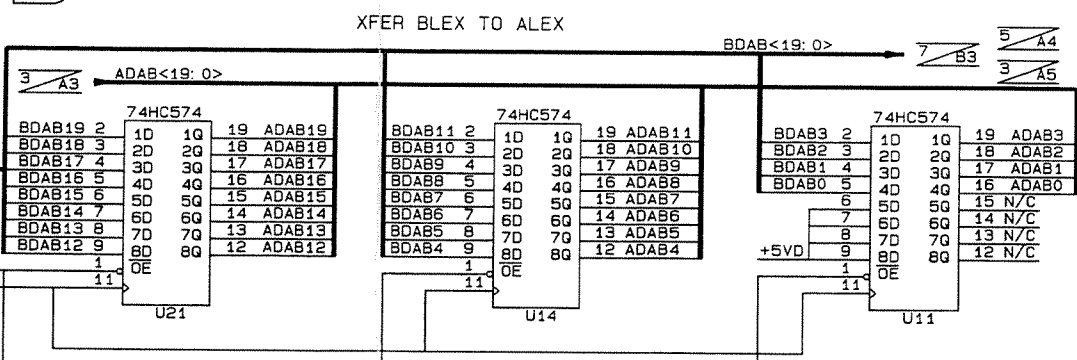
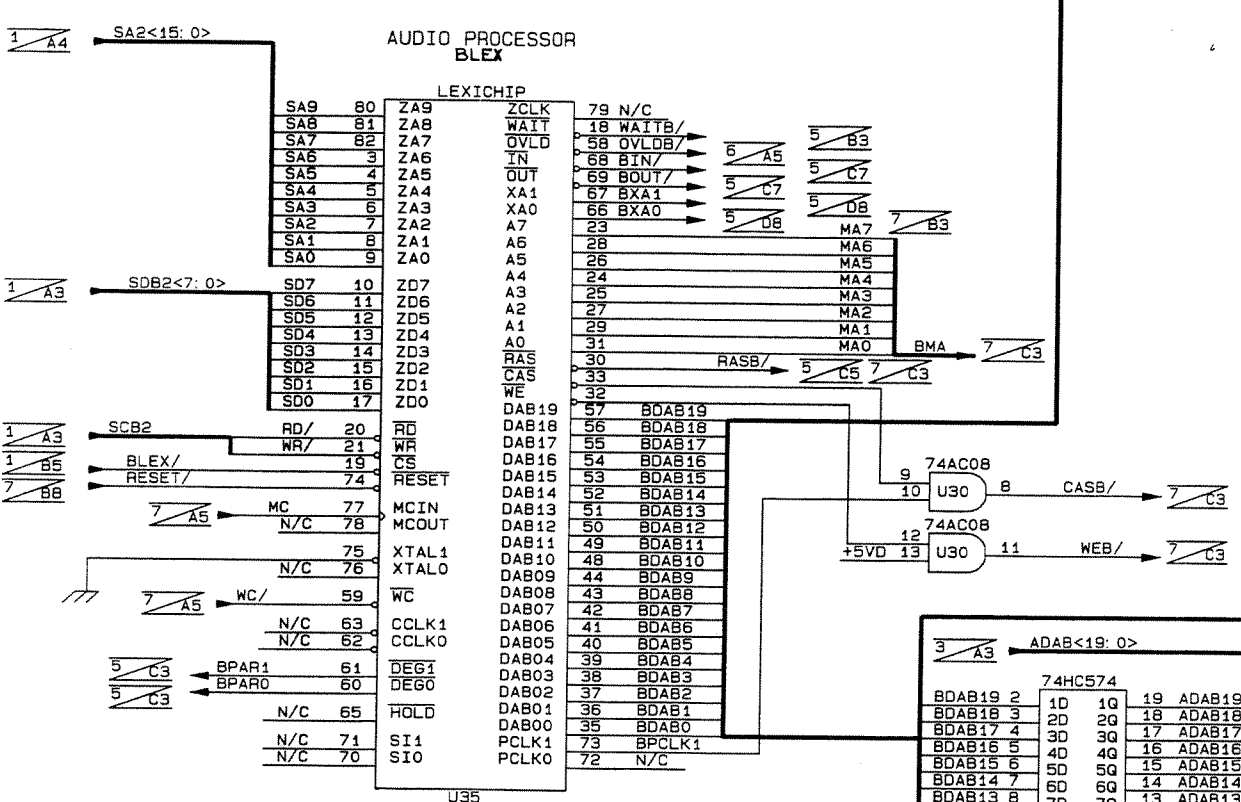
REVISIONS			
REV	DESCRIPTION	DRAWN / CHECKER	A.C. / AUTHORIZED
1	RELEASE FOR PRODUCTION	10/25/88	10/25/88

CONTRACT NO.	Lexicon 100 BEAVER ST. WALTHAM, MA 02154		
APPROVALS	DATE	TITLE	
DRAWN PF	1/25/88	SCHEM, DSP BD, M300 LEXICHIP A	
CHECKED	10/23/89	SIZE	CODE NUMBER
G.C.	10/23/89	D	060-07518
ISSUED	10/23/89	REV.	1
			SHEET 3 OF 7

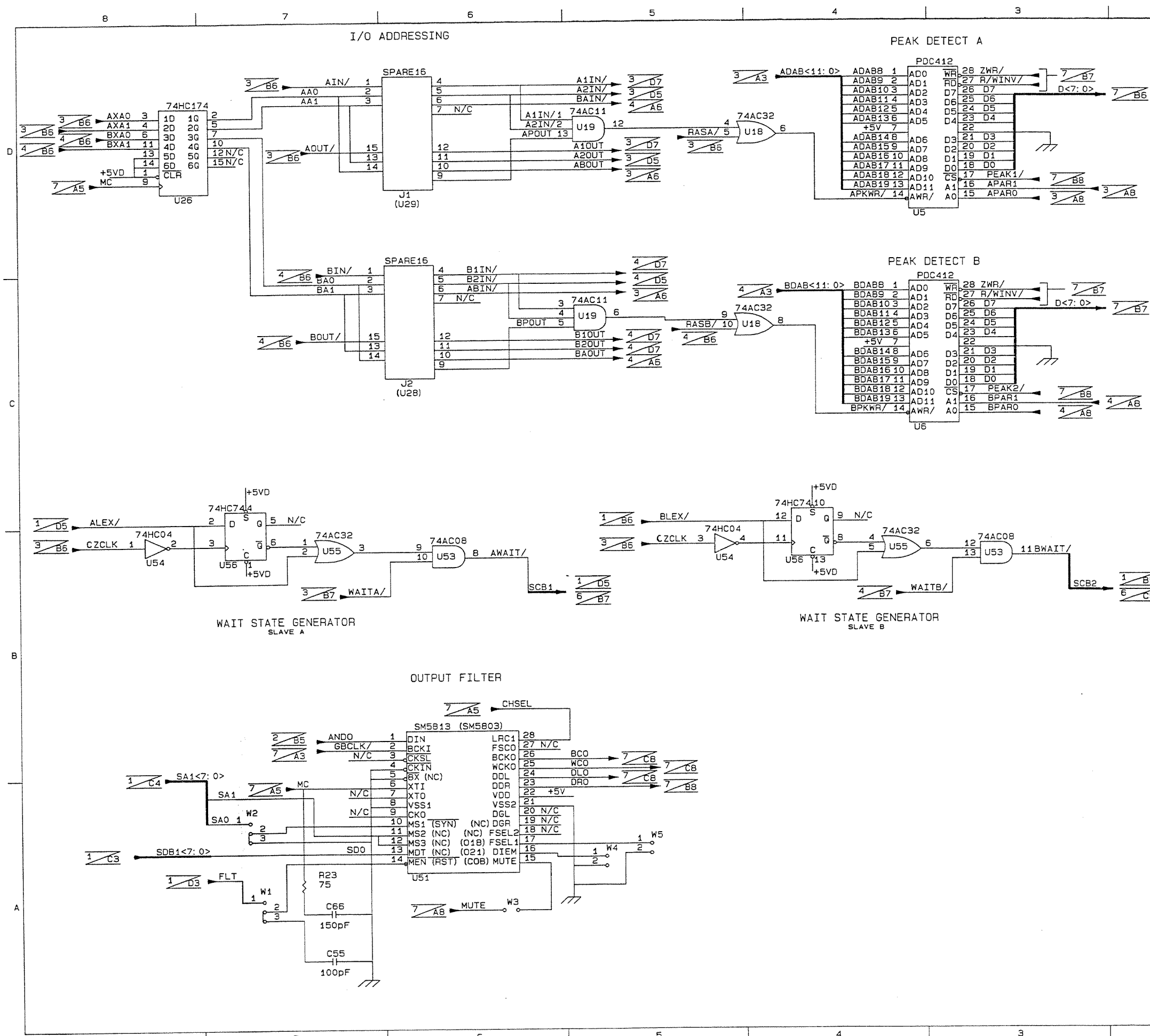
INPUT / OUTPUT SHIFT REGISTER



REVISIONS			
REV	DESCRIPTION	DRAFTER/CHECKER	G.C./AUTHORIZED
1	RELEASE FOR PRODUCTION	AD 10/20/88 AD 10/20/88	AD 10/20/88 AD 10/20/88



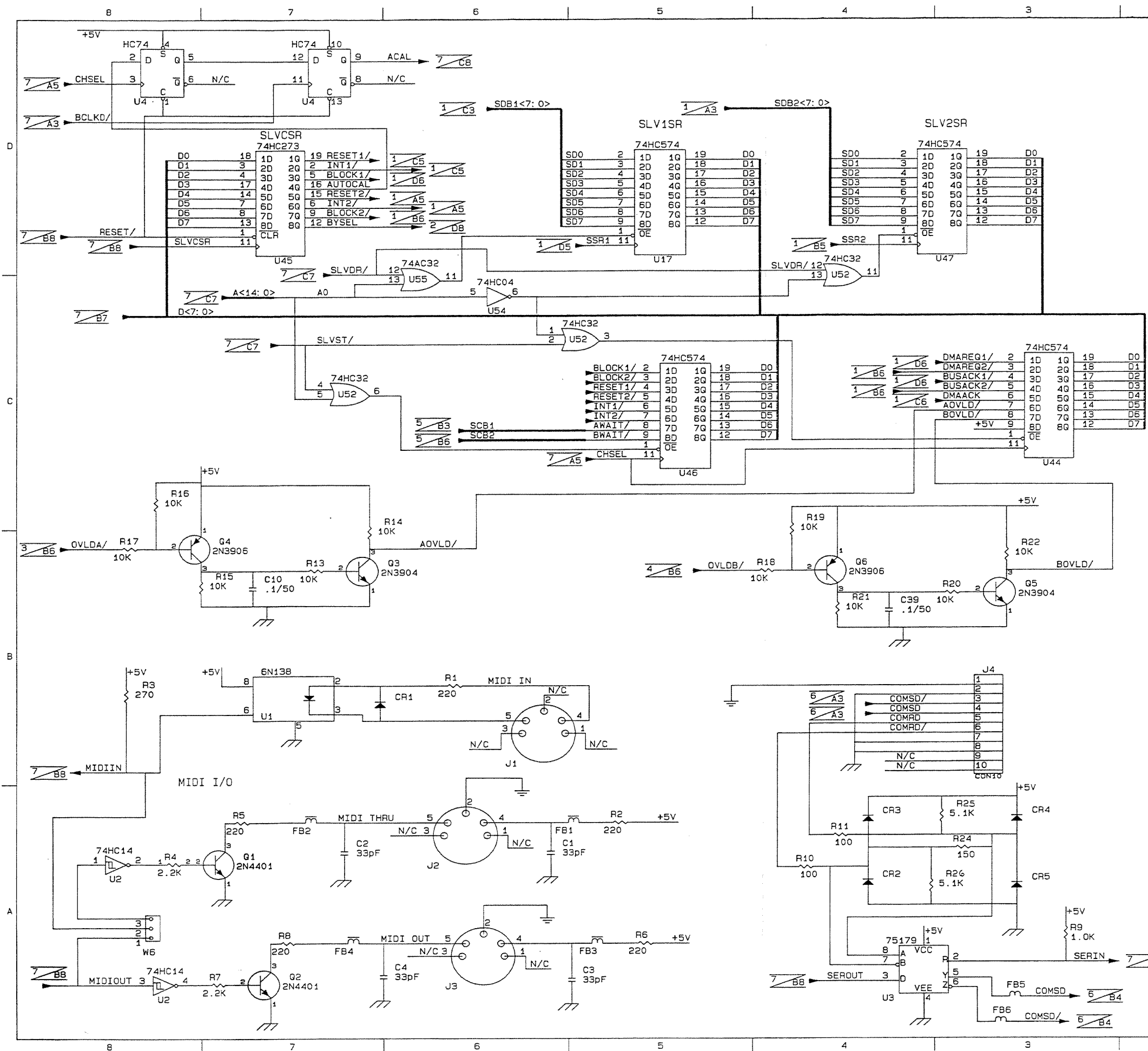
CONTRACT NO.	lexicon 100 BEAVER ST. WALTHAM, MA 02154		
APPROVALS	DATE	TITLE	
DRAWN PF	1/25/88	SCHEM, DSP BD, M300 LEXICHIP B	
CHECKED	12/3/88	SIZE	CODE NUMBER
G.C. AD	10/20/88	D	060-07518
ISSUED	10/24/88	REV.	1
			SHEET 4 OF 7




REVISIONS			
REV	DESCRIPTION	DRAFTER/CHECKER	G.C./AUTHORIZED
1	RELEASE FOR PRODUCTION	RW 10/20/89 JRW 10/23/89	RWH 10/25/89 PF 10/24/89
2	CHANGE PER ECO #891117-02.	RW 12/12/89 JRW 12/13/89	RWH 12/14/89 PF 12/14/89
3	REVISED PER ECO#90017-01-A	JRW 04/24/90 JRW #42498	RW 5/18/90 X: 5/18/90

- W1: POSITION 1 (1-2) FOR 5803 (MODE SET ENABLE)
POSITION 2 (2-3) FOR 5813 (RESET/)
- W2: POSITION 1 (1-2) FOR 5803 (MODE SET 1)
POSITION 2 (2-3) FOR 5813 (SYNCHRONIZ MODE)
- W3: INSTALL FOR 5803. MUTE ACTIVE HIGH. OPEN FOR 5813. (INTERNAL PULL-UP)
- W4: INSTALL FOR 5803 TO DISABLE DIGITAL PRE-EMPHASIS, OPEN FOR 5813 (INTERNAL PULL-UP)
- W5: INSTALL FOR 18-BIT OUTPUT ON 5813, OPEN FOR 16-BIT. DON'T CARE FOR 5803

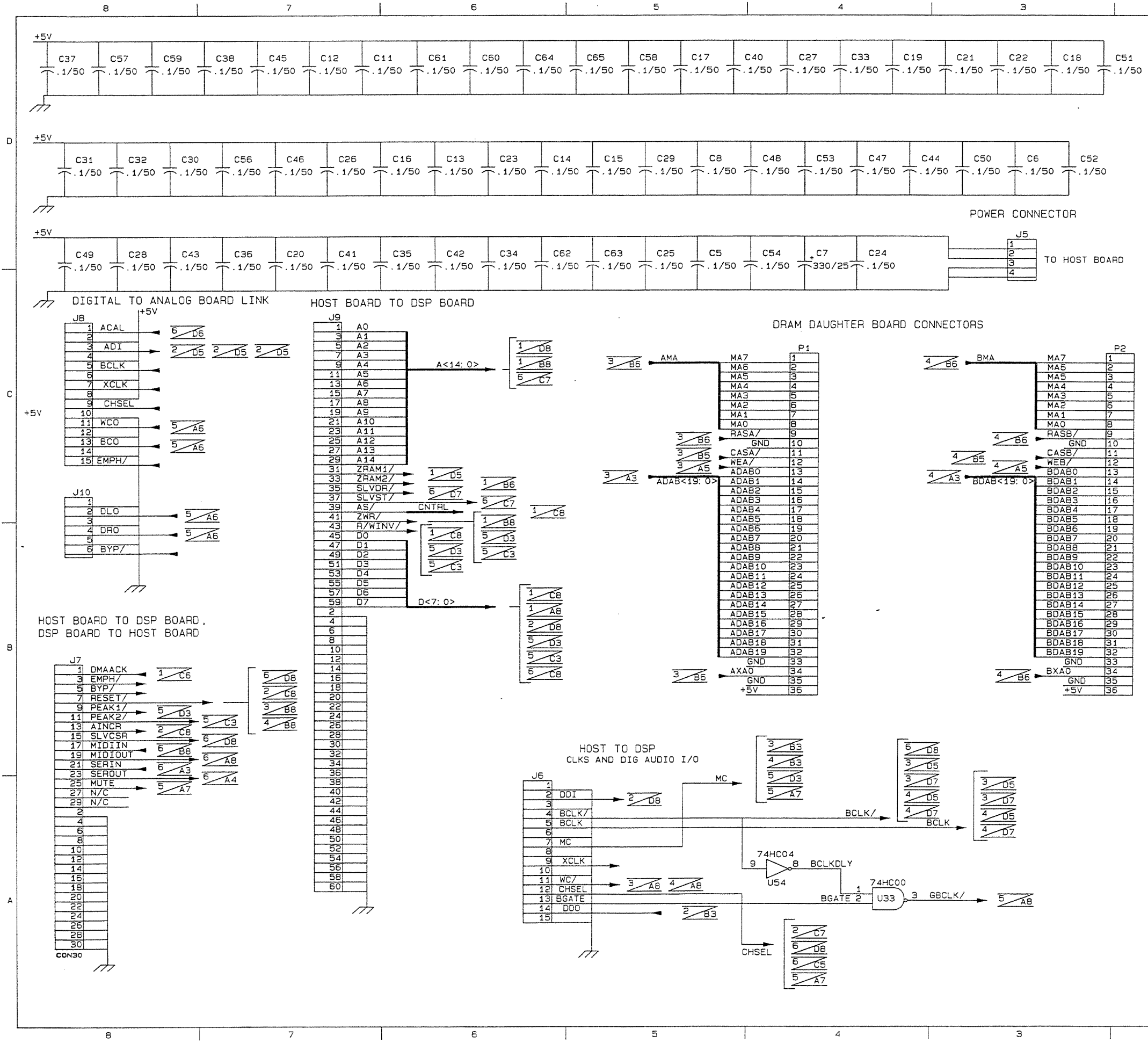
CONTRACT NO.	Lexicon 100 BEAVER ST. WALTHAM, MA 02154		
APPROVALS	DATE	TITLE	
DRAWN PF	1/25/89	SCHEM, DSP BD, M300 DSP IO	
CHECKED JRW	10/23/89	SIZE	CODE NUMBER
G.C. RW	10/25/89	D	060-07518
ISSUED PF	10/24/89	REV. 3	
		SHEET 5 OF 7	



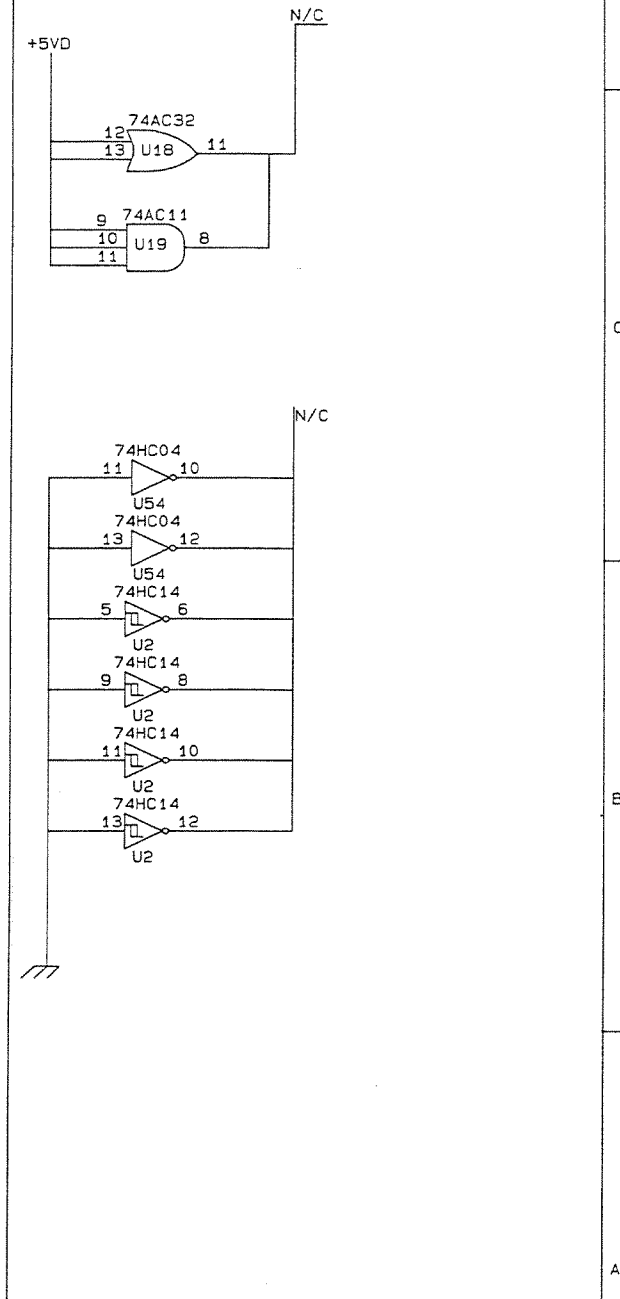
REVISIONS			
REV	DESCRIPTION	DRAFTER/CHECKER	G.C./AUTHORIZED
1	RELEASE FOR PRODUCTION	JRW/10/24/89	RW/10/25/89
2	CHANGE PER ECO #900327-00	JRW/04/24/89	RW/04/24/89



CONTRACT NO.		lexicon	
100 BEAVER ST. WALTHAM, MA 02154		TITLE	
APPROVALS		DATE	01/25/89
DRAWN PF		DATE	10/23/89
CHECKED JRW		DATE	10/25/89
ISSUED PF		DATE	10/24/89
SCHEM, DSP BD, M300		SIZE	D
SLAVE COMM		CODE	060-07518
REV. 2		NUMBER	060-07518
SHEET 6 OF 7			



REVISIONS			
REV	DESCRIPTION	DRAFTER/CHECKER	D.C./AUTHORIZED
1	RELEASE FOR PRODUCTION	RW 10/23/89 JRW 10/23/89	RW 10/23/89 PF 10/23/89
2	CHANGE PER ECO #891117-02.	RW 12/18/89	RW 12/18/89



CONTRACT NO.		Lexicon	
		100 BEAVER ST. WALTHAM, MA 02154	
APPROVALS	DATE	TITLE	
		SCHEM, DSP BD, M300	
DRAWN	PF 1/25/89	BYPASS CAPS & CONNECTORS	
CHECKED	JRW 10/23/89	SIZE	CODE NUMBER
D.C.	RW 10/25/89	D	060-07518
ISSUED	PF 10/24/89	REV. 2	
		SHEET 7 OF 7	

8

7

6

5

4

3

2

1

D

C

B

A

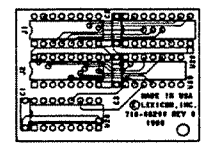
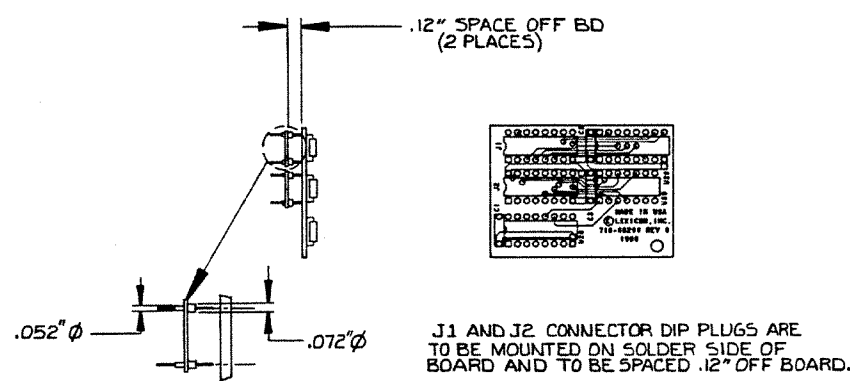
D

C

B

A

REV	DESCRIPTION	DRAFTER/CHECKER	D.C. / AUTH.
0	RELEASE FOR PRODUCTION	7/27 8-10-70 GAW 8-13-70	GW 8-12-70 JW 8-20-70



NOTES

- REFER TO LEXICON BOM NO. 024-08350
- ALL COMPONENTS TO BE INSTALLED FROM COMPONENT SIDE EXCEPT J1 AND J2.
- MASKING FOR POST-SOLDER ASSEMBLY IS INDICATED BY SOLID AREAS
- COMPONENT HEIGHT .350" MAXIMUM.
- LEAD PROTRUSIONS .080" MAXIMUM FROM CIRCUIT SIDE OF PCB.

UNLESS OTHERWISE SPECIFIED DIMENSIONS ARE IN INCHES. TOLERANCES ARE: FRACTIONS DECIMALS ANGLES .01 .005		CONTRACT NO. lexicon	
APPROVALS	DATE	PC BD, DTGR, DSP, M300	
DRAWN 7/73 BUNELL	8-10-70	ASSEMBLY DRAWING	
CHECKED GAW	8-13-70	SIZE/SCM NO. D	DRG. NO. 080-08270
NEXT ASSY.	USED ON	ISSUED GW	SCALE
APPLICATION	DO NO SCALE DRAWING	ISSUED JW	SHEET 1 OF 1

8

7

6

5

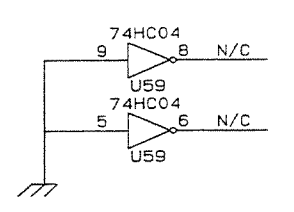
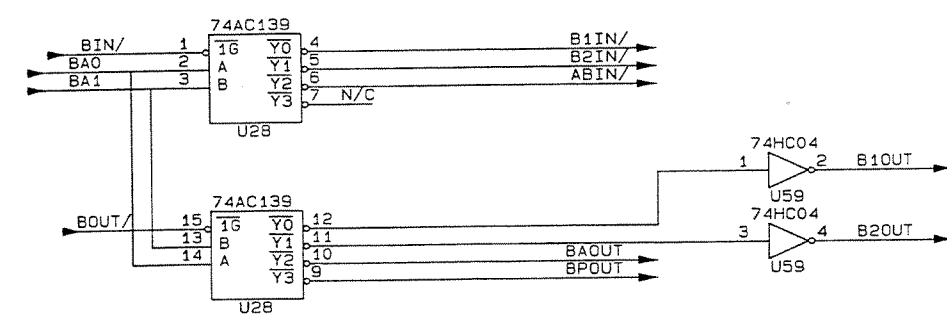
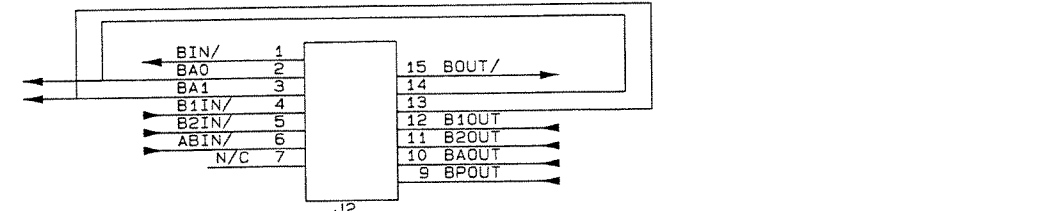
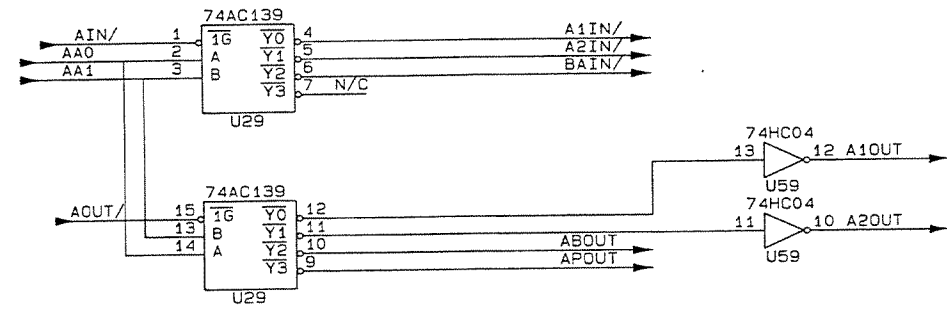
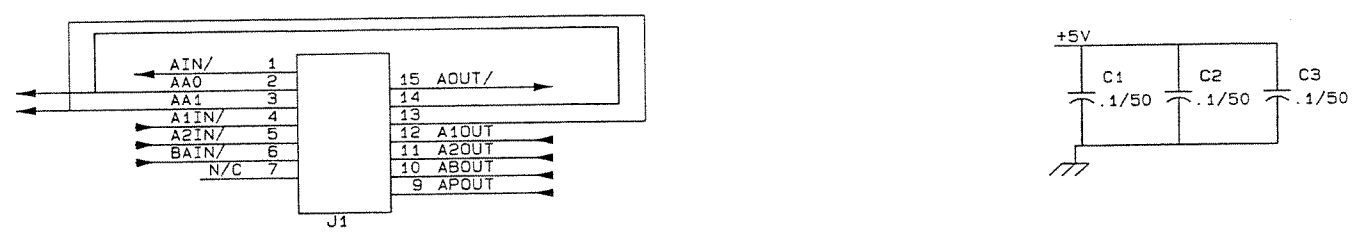
4

3

2

1

REVISIONS			
REV	DESCRIPTION	DRAFTER/CHECKER	D.C./AUTHORIZED
0	RELEASE FOR PRODUCTION	PF 3/28/90	TC 3/28/90



NOTES

1. UNLESS OTHERWISE INDICATED, RESISTORS ARE 5%, 1/4W.
2. UNLESS OTHERWISE INDICATED, CAPACITORS ARE UF/V.
3. UNLESS OTHERWISE INDICATED, DIODES ARE 1N4148.
4. ANALOG GROUND (downward arrow) DIGITAL GROUND (diagonal line) CHASSIS GROUND (horizontal line) ANALOG PWR GND (vertical line)
5. 1/A2 DENOTES SHEET NUMBER AND INTERSECT COORDINATE.
6. ON BOARD CONNECTION-TO (arrow) ON BOARD CONNECTION-FROM (line with arrow) SOLDER CONNECTION (circle)


DOCUMENT CONTROL BLOCK: #060-08271	
SHEET NUMBER	REVISION NUMBER
1 OF 1	0

CONTRACT NO.	Lexicon 100 BEAVER ST. WALTHAM, MA 02154		
APPROVALS	DATE	TITLE	
	01/29/90	SCHEMATIC, DAUGHTER BD, DSP, M300	
DRAWN	PF	DATE	SIZE CODE NUMBER
CHECKED	PF	03/28/90	
D.C.		060-08271	REV. 0
ISSUED	TC	03/28/90	SHEET 1 OF 1

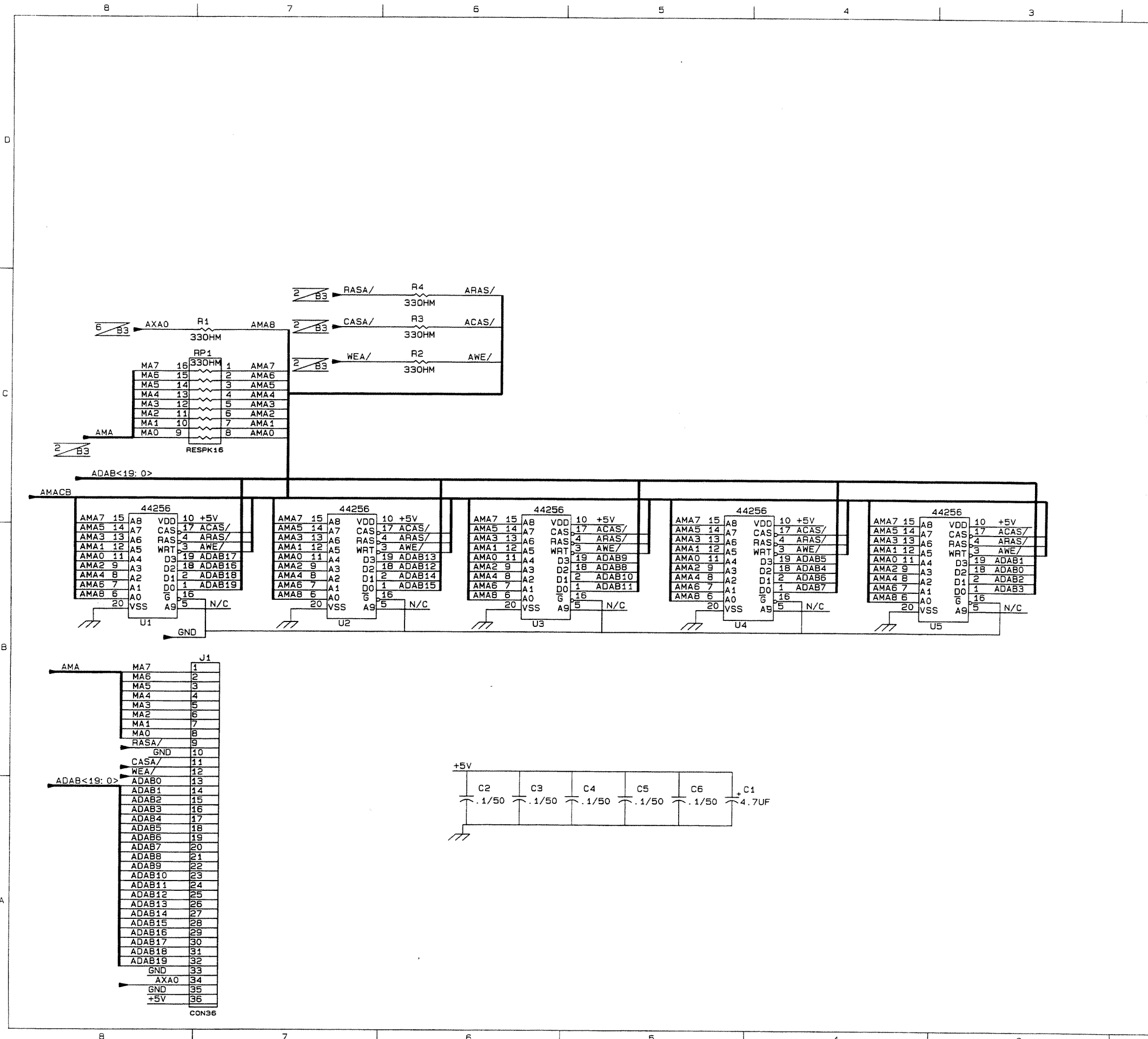
REVISIONS			
REV.	DESCRIPTION	DRAFTER/CHECKER	D.C./AUTH.
0	RELEASE FOR PRODUCTION	J.V. 9/18/89 D.S. 9/18/89	J.V. 9/18/89 D.S. 9/18/89

NOTES

1. REFER TO LEXICON BOM NO. 023-07591.
2. ALL COMPONENTS TO BE INSTALLED FROM COMPONENT SIDE OF P.C.B. EXCEPT CONNECTOR 510-07525.
3. MASKING FOR POST-SOLDER ASSEMBLY IS INDICATED BY SOLID AREAS.
4. COMPONENT HEIGHT .450" MAXIMUM.
5. LEAD PROTRUSIONS .080" MAXIMUM FROM CIRCUIT SIDE OF P.C.B.



UNLESS OTHERWISE SPECIFIED DIMENSIONS ARE IN INCHES TOLERANCES ARE: FRACTIONS DECIMALS ANGLES .XX .XXX		CONTRACT NO.		lexicon	
710-07581		APPROVALS	DATE	PC BD, 1 MEG MEM, M300	
MATERIAL		DRAWN J.V.	9/18/89	ASSEMBLY DRAWING	
FINISH		CHECKED D.S.	9/18/89	SIZE FSON NO.	DWG. NO.
NEXT ASSY	USED ON	D.C.	9/18/89	D	080-07586
APPLICATION		ISSUED D.S.	9/18/89	SCALE 1:1	SHEET 1 OF 1



REVISIONS			
REV	DESCRIPTION	DRAFTER/CHECKER	G.C./AUTHORIZED
1	RELEASE FOR PRODUCTION	R. J. [Signature]	[Signature]

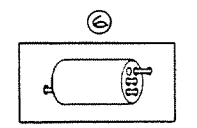
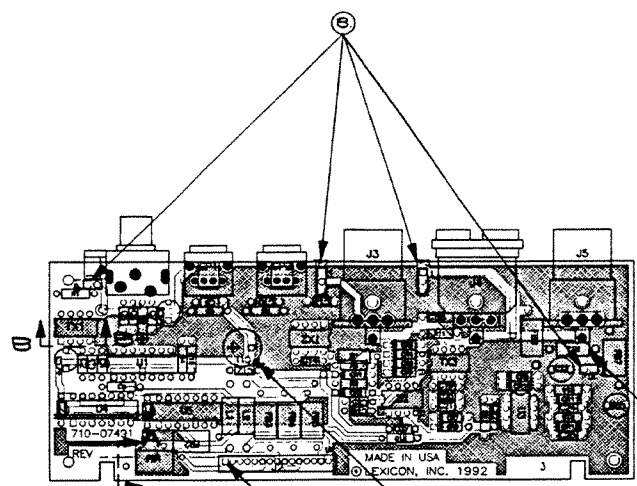
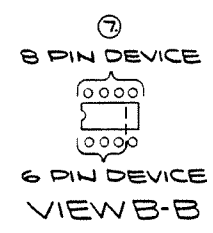
- NOTES
- UNLESS OTHERWISE INDICATED, RESISTORS ARE 5%, 1/4W.
 - UNLESS OTHERWISE INDICATED, CAPACITORS ARE UF/V.
 - UNLESS OTHERWISE INDICATED, DIODES ARE 1N4148.
 - ANALOG GROUND, DIGITAL GROUND, CHASSIS GROUND, ANALOG GROUND, PWR GND
 - 1/2 DENOTES SHEET NUMBER AND INTERSECT COORDINATE.
 - ON BOARD CONNECTION-TO, ON BOARD CONNECTION-FROM, SOLDER CONNECTION
 - REFERENCE DESIGNATORS, LAST USED: U5, C6, R4, RP1

DOCUMENT CONTROL BLOCK: #060-07587	
SHEET NUMBER	REVISION NUMBER
1 OF 1	1

CONTRACT NO.	Lexicon 100 BEAVER ST., WALTHAM, MA 02154		
APPROVALS	DATE	TITLE	
DRAWN PF	10/28/88	SCHEM, DRAM BD, M300	
CHECKED [Signature]	9/18/88	SIZE	DYNAMIC RAM (256K OR 1M)
G.C. [Signature]	9/18/88	CODE	
ISSUED [Signature]	9/18/88	NUMBER	060-07587
		REV.	1
		SHEET 1 OF 1	

8 7 6 5 4 3 2 1

D
C
B
A



NOTE POLARITY
NOTE PIN 1
R13 LOT INSTALLED

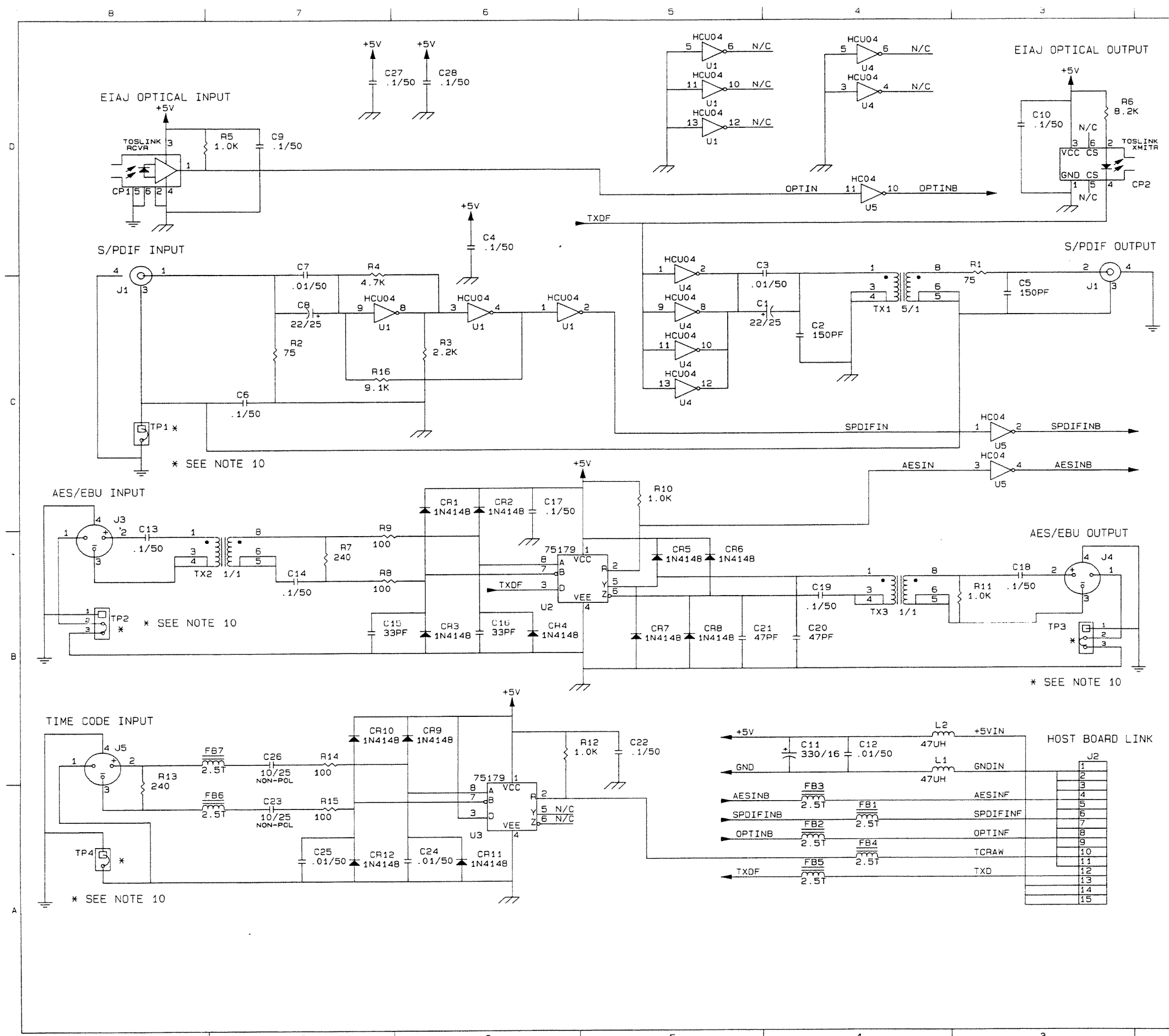
REV	DESCRIPTION	DRAFTER/CHECKER	Q.C./AUTH.
0	RELEASE FOR PRODUCTION	JV 10/10/89 PF 10/13/89	LDR 10/16/91 PF 10/16/91
1	CORRECT L1 & L2 NOMENCLATURE ERROR; ADD R13 NOTE; ADD R13 NOTE; ADD NOTE B PER ECO 910315-01.	JV 4/1/91 MK 4/5/91	CR 4/16/91 PF 4/13/91
2	CHANGED FOR REV 3 BOARD PER ECO 911205-00.	JV 8/17/92 GFW 8/17/92	CR 8/18/92 KJH 8/19/92

NOTES

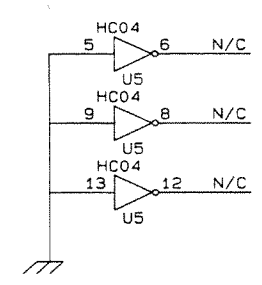
- REFER TO LEXICON BOM NO. 023-07505
- ALL COMPONENTS TO BE INSTALLED FROM COMPONENT SIDE OF PCB EXCEPT SWAGED STANDOFFS UNLESS OTHERWISE INDICATED.
- MASKING FOR POST-SOLDER ASSEMBLY IS INDICATED BY SOLID AREAS
- COMPONENT HEIGHT .125" MAXIMUM.
- LEAD PROTRUSIONS .080" MAXIMUM FROM CIRCUIT SIDE OF PCB.
- ALL LEADS OF FB1-7 SHOULD PROJECT FROM THE BOTTOM OF THE BEADS AND CAREFULLY ENSURE THAT NO WINDINGS SHORT TOGETHER (SEE DETAIL A-A).
- ON TX1-3, TRANSFORMER SHOULD BE PIN 1 JUSTIFIED FOR SIX PIN DEVICE (SEE DETAIL B-B).
- INSTALL 670-01974 JUMPER AT TP1 PINS 1 & 2; TP2 PINS 2 & 3; TP3 PINS 2 & 3; AND TP4 PINS 1 & 2.

UNLESS OTHERWISE SPECIFIED DIMENSIONS ARE IN INCHES. TOLERANCES ARE: FRACTIONS DECIMALS ANGLES .01 .005		CONTRACT NO.		lexicon	
APPROVALS		DATE		PC BD, AES, M300	
DRAWN		10/10/89		ASSEMBLY DRAWING	
CHECKED		10/13/89		SIZE (FSCM NO.)	
Q.C.		10/16/89		DWG. NO. 080-07496	
ISSUED		10/16/89		SCALE 1:1	
NEXT ASSY.		USED ON		SHEET 1 OF 1	
APPLICATION		DO NO SCALE DRAWING		REV 2	

8 7 6 5 4 3 2 1



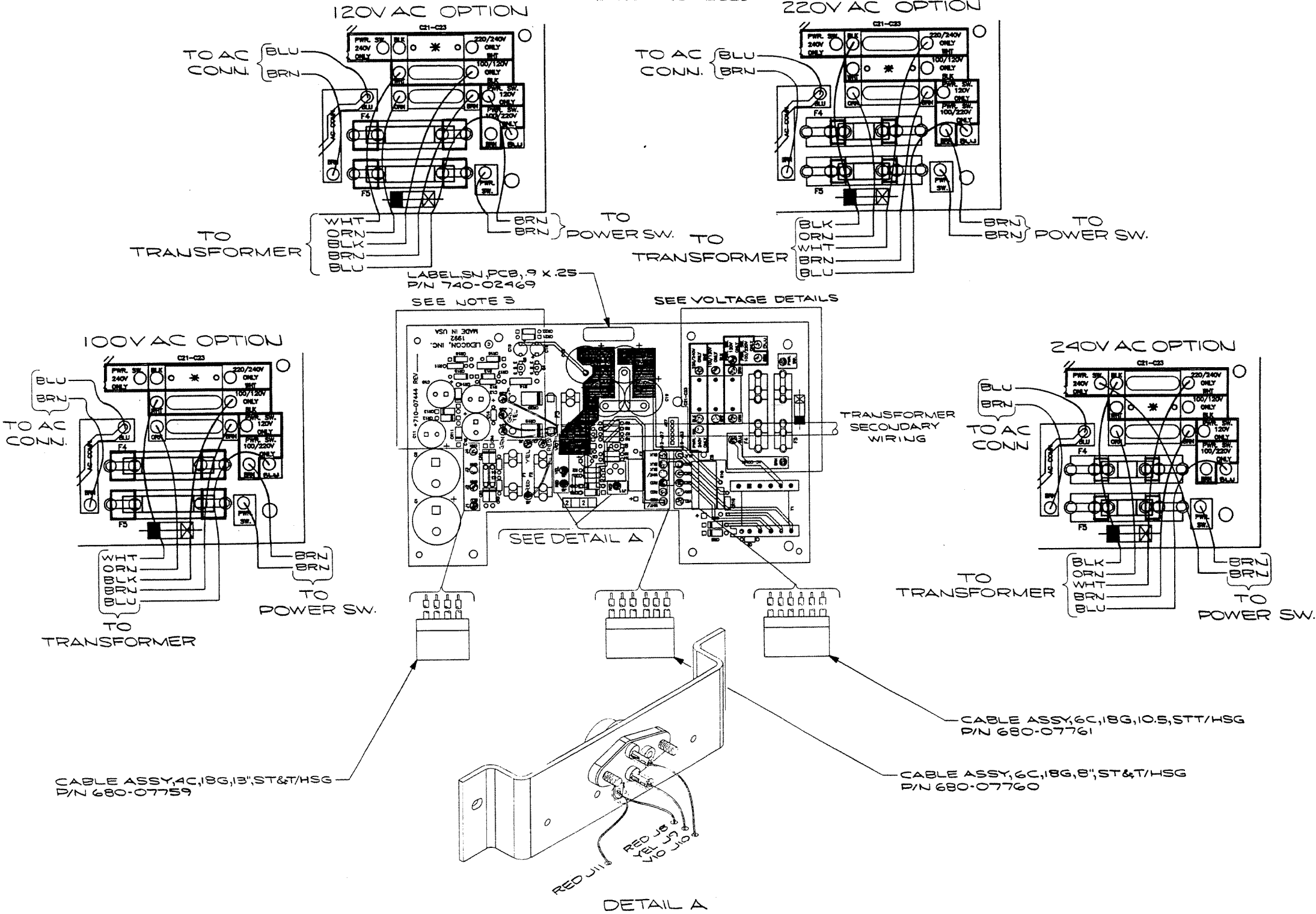
REVISIONS			
REV	DESCRIPTION	DRAFTER/CHECKER	D.C.T./AUTHORIZED
A	RELEASE FOR PROTOTYPE		
B	REVISE FOR PRODUCTION		
1	RELEASE FOR PRODUCTION	RW 10/19/89 JRW 10/24/89	RW 10/25/89 PF 10/26/89
2	CHANGE R4 AND ADD R16 PER ECO 911205-00		
3	REVISE TO ADD U4, U5, C27 & C28 AND CHANGE C11 PER ECO 911205-00 FOR REV 3 ARTWORK	RW 11/7/92	RW 12/1/91 CJ 1/12/93



- NOTES
- UNLESS OTHERWISE INDICATED, RESISTORS ARE 5% 1/4W.
 - UNLESS OTHERWISE INDICATED, CAPACITORS ARE UF/V.
 - UNLESS OTHERWISE INDICATED, DIODES ARE 1N4148.
 - ANALOG GROUND, DIGITAL GROUND, CHASSIS GROUND, ANALOG PWR GND.
 - 1/2 DENOTES SHEET NUMBER AND INTERSECT COORDINATE.
 - ON BOARD CONNECTION-TO, ON BOARD CONNECTION-FROM, SOLDER CONNECTION.
 - REFERENCE DESIGNATORS, LAST USED: C28 CP2 CR12 FB7 J5 L2 R16 TP4 TX3 U5.
 - TP1, 2, 3, 4 JUMPER SETTINGS TO BE DETERMINED.
 - R13 OPTIONAL.
 - FACTORY DEFAULT SETTINGS FOR TP1, TP2, TP3, TP4 ARE SHOWN.

CONTRACT NO.		lexicon 100 BEAVER ST. WALTHAM, MA 02154		
APPROVALS	DATE	TITLE		
DRAWN RS	2/28/89	SCHEM, AES BD, M300 INTERFACE		
CHECKED JRW	10/19/89	SIZE	CODE	NUMBER
ISSUED PF	10/25/89	C		060-07497
				REV. 3
				SHEET 1 OF 1

VOLTAGE DETAILS
* = NOT INSTALLED



REV	DESCRIPTION	DRAFTER/CHECKER	O.C./AUTH.
0	RELEASE FOR PRODUCTION	JV 10/23/89 RS 10/25/89	LDR 10/26/89 PF 10/27/89
1	ADDED PCB S/N LABEL & MASKED C121-123 PER ECO 310618-00	JV 7/9/91 MK 7/12/91	CW 7/23/91 JW 7/24/91
2	REVISED FOR REV 2 B.D. PER ECO 920515-00 AND TO CLARIFY AC WIRING DIAGRAMS.	JV 7/18/92 JAW 7/18/92	CW 7/13/92 NS 7/13/92

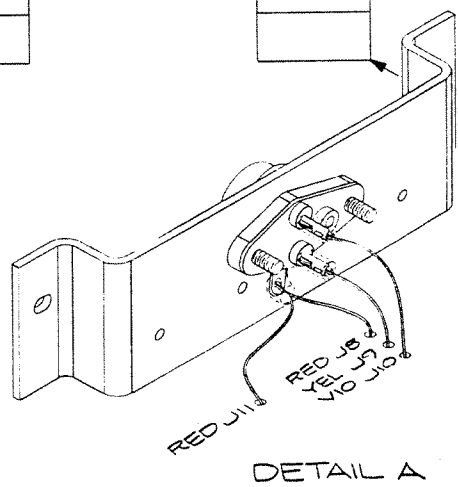
NOTES

1. ALL COMPONENTS TO BE INSTALLED FROM COMPONENT SIDE OF PCB
2. MASKING FOR POST-SOLDER ASSEMBLY IS INDICATED BY SOLID AREAS
3. COMPONENT HEIGHT 2.000" MAXIMUM, 1.2" IN DETAILED AREA.
4. LEAD PROTRUSIONS .080" MAXIMUM FROM CIRCUIT SIDE OF PCB.
5. REFER TO LEXICON BOM#S: 023-08689, 023-07413, 023-08690 & 023-07813.

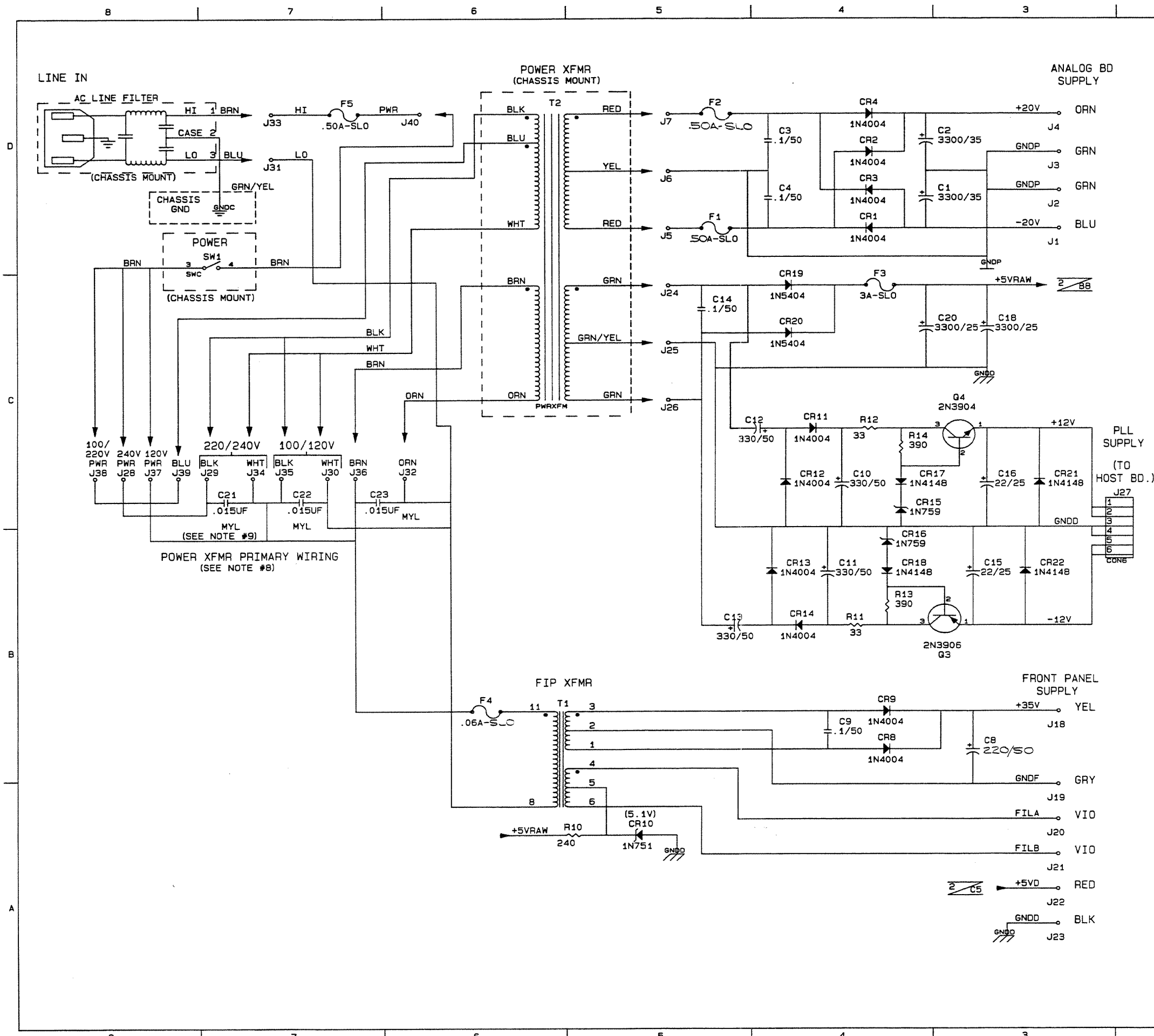
CABLE ASSY, 4C, 18G, 13', ST&T/HSG
P/N 680-07759

CABLE ASSY, 6C, 18G, 10.5', STT/HSG
P/N 680-07761

CABLE ASSY, 6C, 18G, 8', ST&T/HSG
P/N 680-07760



UNLESS OTHERWISE SPECIFIED DIMENSIONS ARE IN INCHES. TOLERANCES ARE: FRACTIONS DECIMALS ANGLES .01 .005		CONTRACT NO.		lexicon	
APPROVALS	DATE	PC BD, PS, M300 ASSEMBLY DRAWING			
DRAWN	JV 10/23/89	SIZE	FORM NO.	DWG. NO.	080-07449
CHECKED	RS 10/25/89	ISSUED	PF 10/27/89	SCALE	1:1
G.C.	LDR 10/28/89	ISSUED	PF 10/27/89	SHEET	1 OF 1
MATERIAL	710-07444	FINISH	DO NO SCALE DRAWING		
USED ON					

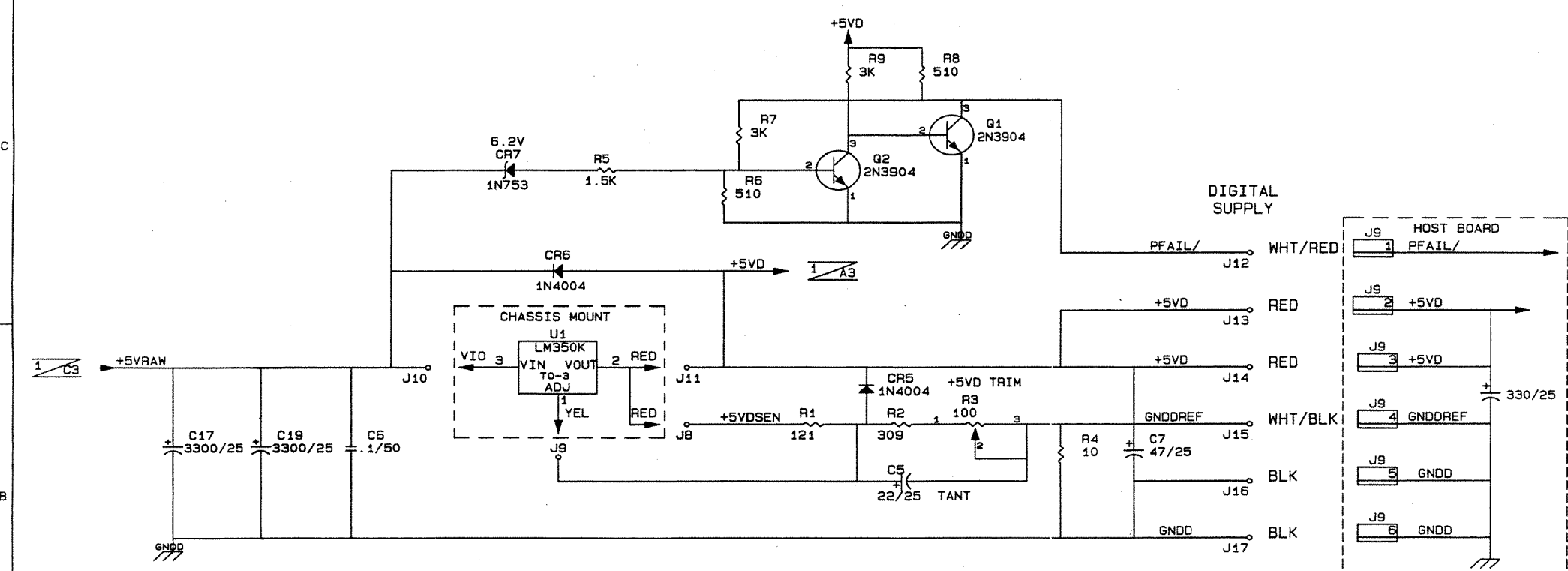


REVISIONS			
REV	DESCRIPTION	DRAFTER/CHECKER	U.C./AUTHORIZED
0	RELEASE FOR PROTOTYPE		
1	RELEASE FOR PRODUCTION	RS 9/28/89	RS 9/28/89
2	CHANGE 'F4' TO 'SLO' PER ECO#89121-00. CHANGE F1, F2 AND C8 PER ECO#9001B-02-A	J.V. 3/30/90 R.S. 4/24/90	R 5/8/90 JAN 2/17/90

- NOTES
- UNLESS OTHERWISE INDICATED, RESISTORS ARE 5% 1/4W.
 - UNLESS OTHERWISE INDICATED, CAPACITORS ARE UF/V.
 - UNLESS OTHERWISE INDICATED, DIODES ARE 1N4148.
 - ANALOG GND DIGITAL GND CHASSIS GND ANALOG GND
 - 1 DENOTES SHEET NUMBER AND 2 DENOTES INTERSECT COORDINATE.
 - ON BOARD CONNECTION-TO ON BOARD CONNECTION-FROM SOLDER CONNECTION
 - REFERENCE DESIGNATORS, LAST USED:
U1 C23 R14 CR22 Q4 J40
 - SOLDER POWER XFMR PRIMARY LEADS DIRECTLY TO JUMPER PADS ASSOCIATED WITH LINE VOLTAGE UNIT IS TO BE OPERATED FROM.
 - INSTALL CAPACITOR C21 OR C22 FOR LINE VOLTAGE UNIT TO BE OPERATED FROM.

DOCUMENT CONTROL BLOCK: #060-07450	
SHEET NUMBER 1 OF 2	REVISION NUMBER 2
CONTRACT NO. Lexicon 100 BEAVER ST. WALTHAM, MA 02154	
APPROVALS	DATE
DRAWN CP	03/16/89
CHECKED RS	9/24
G.C. JWH	9/24
ISSUED JH	9/28/89
SIZE D	CODE 060-07450
NUMBER 2	REV. 2
SHEET 1 OF 2	

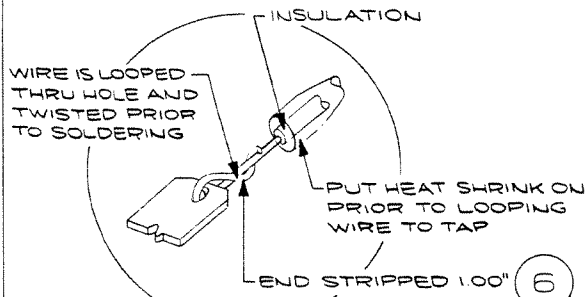
REVISIONS			
REV	DESCRIPTION	DRAFTER/CHECKER	D.C./AUTHORIZED
0	RELEASE FOR PROTOTYPE		
1	RELEASE FOR PRODUCTION	W. J. [Signature]	[Signature]



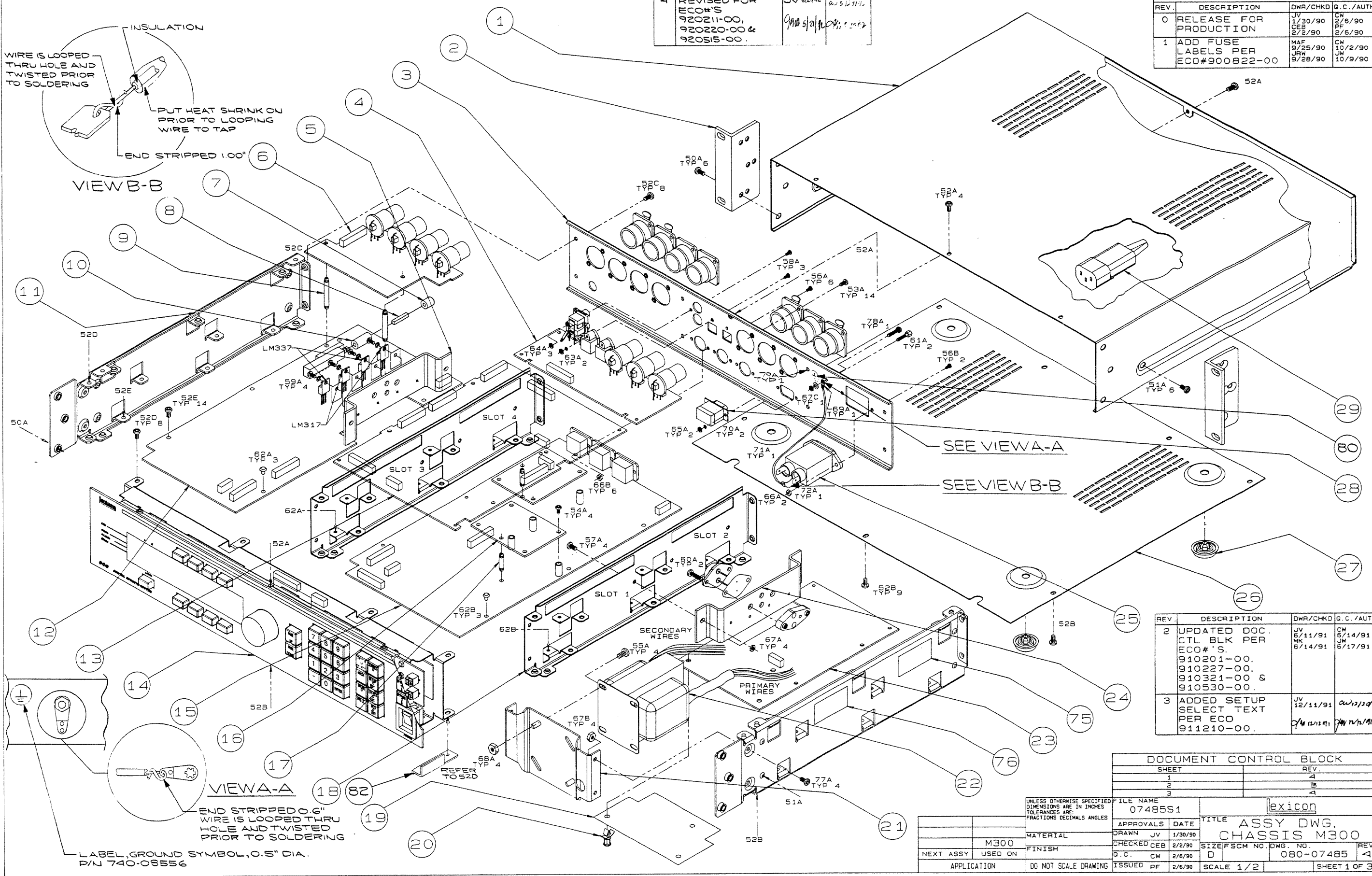
CONTRACT NO.		lexicon	
		100 BEAVER ST. WALTHAM, MA 02154	
APPROVALS	DATE	TITLE	
DRAWN CP	03/16/89	SCHEM, M300 POWER SUPPLY BD	
CHECKED [Signature]	9/27/89	SIZE	CODE NUMBER
G.C. [Signature]	9/27/89	D	060-07450
ISSUED [Signature]	9/27/89		REV. 1
		SHEET 2 OF 2	

4 REVISED FOR ECO #'S 920211-00, 920220-00 & 920515-00. JV 5/21/92

REVISIONS			
REV.	DESCRIPTION	DWR/CHKD	D.C./AUTH
0	RELEASE FOR PRODUCTION	JV 1/30/90 CEB 2/2/90	CW 2/6/90 BF 2/6/90
1	ADD FUSE LABELS PER ECO#900822-00	MAF 9/25/90 JWH 9/28/90	CW 10/2/90 JWH 10/9/90



VIEW B-B



VIEW A-A

END STRIPPED 0.6" WIRE IS LOOPED THRU HOLE AND TWISTED PRIOR TO SOLDERING

LABEL, GROUND SYMBOL, 0.5" DIA. P/N 740-08556

SEE VIEW A-A

SEE VIEW B-B

REV.	DESCRIPTION	DWR/CHKD	D.C./AUTH
2	UPDATED DOC. CTL BLK PER ECO #'S 910201-00, 910227-00, 910321-00 & 910530-00.	JV 6/11/91 MK 6/14/91	CW 6/14/91 JW 6/17/91
3	ADDED SETUP SELECT TEXT PER ECO 911210-00.	JV 12/11/91 JWH 12/11/91	CW 12/11/91 JWH 12/11/91

DOCUMENT CONTROL BLOCK			
SHEET	REV.	FILE NAME	TITLE
1	4	07485S1	lexicon
2	3		ASSY DWG, CHASSIS M300
3	4		

APPROVALS	DATE	SIZE/SCM NO.	DWG NO.	REV.
DRAWN JV	1/30/90	D	080-07485	4
CHECKED CEB	2/2/90	ISSUED PF	SCALE 1/2	SHEET 1 OF 3
G.C. CW	2/6/90	APPLICATION	DO NOT SCALE DRAWING	

UNLESS OTHERWISE SPECIFIED DIMENSIONS ARE IN INCHES TOLERANCES ARE: FRACTIONS DECIMALS ANGLES

MATERIAL	FINISH
M300	
NEXT ASSY USED ON	

PARTS LIST (SEE NOTE #1)				
ITEM #	COMPONENT #	DESCRIPTION	QTY	UNITS
1.	700-08109	COVER, TOP, 2UX13.51	1.00	EA
2.	701-07756	BRACKET, MTG, RACK, 2U, M300	2.00	EA
3.	702-07730	PANEL, REAR, M300	1.00	EA
4.	023-07505	PL, AES INTERFACE BD ASSY	1.00	EA
5.	024-07808	PL, HS ASSY, ANALOG BD, M300	1.00	EA
6.	023-07522	PL, ANLG I/O BD ASSY, M300	1.00	EA
7.	550-03827	BUTTON, .346RD, BLK	1.00	EA
8.	720-06893	ROD, 1/8SQX5/8L, ACRYLIC	1.00	EA
9.	630-07550	SPCR, SNAP-IN, .18DIA X 1.125L, NYL	2.00	EA
10.	630-07716	SPCR, #8CLX2.000, 1/4RD, PH	1.00	EA
11.	701-08112	SUPPORT, SIDE, 2UX13.43	2.00	EA
12.	023-07410	PL, ANALOG BD ASSY, M300	1.00	EA
13.	023-07406	PL, HOST BD ASSY, M300	1.00	EA
14.	023-07419	PL, FP ASSY, M300	1.00	EA
15.	023-07519	PL, DSP BD ASSY, M300	1.00	EA
16.	023-07591	PL, 1M MEMORY BD, M300	2.00	EA
17.	630-07549	SPCR, SNAP-IN, .18DX.5L, NYL	2.00	EA
18.	701-07482	SUPPORT, CENTER, M300	2.00	EA
19.	702-07758	COVER, PROTECTIVE, AC, M300	1.00	EA
20.	630-07846	SPCR, PCB/FOOT, .250, NYL	3.00	EA
21.	700-07563	BRACKET, MTG, XFORMER, M300	1.00	EA
22.	470-07508	TRANSFORMER, POWER, 50VA	1.00	EA
23.	023-08689	PL, PWR SUPPLY BD, M300, 100V	1.00	EA
	023-07413	PL, PWR SUPPLY BD, M300, 120V	1.00	EA
	023-08690	PL, PWR SUPPLY BD, M300, 220V	1.00	EA
	023-07813	PL, PWR SUPPLY BD, M300, 240V	1.00	EA
24.	023-07429	PL, HS ASSY, PS BD, M300	1.00	EA
25.	490-00396	CONN, AC AND RFI FILTER	1.00	EA
26.	702-08111	PLATE, BOTTOM, 16.88X13.37	1.00	EA
27.	541-07547	BUMPER, FEET, .98DIA X 2, RVT MTG	4.00	EA
28.	680-07719	CABLE, XITION/DE9S, 10C, 2"	1.00	EA
29.	680-00841	CORD, POWER, NA/IEC, SVT, 18/3, 7'6	1.00	EA
50.	640-08874	SCRW, 10-32X3/8, FH, PH, BLK	6.00	EA
51.	640-07816	SCRW, 10-32X5/16, PNH, PH, SEMS, BK	6.00	EA
52.	641-08796	SCRW, TAP, C, 6-32X5/16, THG, PD, BK	43.0	EA
53.	640-01704	SCRW, 4-40X5/16, FH, PH, ZN	14.0	EA
54.	640-03713	SCRW, 6-32X1/4, PNH, PH, SEMS, ZN	4.00	EA
55.	640-01721	SCRW, 8-32X3/8, PNH, PH, ZN	4.00	EA
56.	640-02812	SCRW, 4-40X3/8, PNH, PH, BLK	8.00	EA
57.	640-07774	SCRW, 6-32X3/8, HWH, SL, ZN	4.00	EA
58.	640-08061	SCRW, 2-56X3/4, PNH, PH, BLK	3.00	EA
59.	641-04021	SCRW, TAP, SW, 4-40X1/4, PNH, PH, ZN	4.00	EA
60.	640-01719	SCRW, 6-32X1/2, PNH, PH, ZN	2.00	EA
61.	527-00138	CONN, D-SUB, JACKSOCKET, .150"	2.00	EA
62.	650-07551	RVT, SNAP-IN, .16DIA, NYL	6.00	EA
63.	644-06635	WSHR, INT STAR, #2, ZN	2.00	EA
64.	643-01855	NUT, 2-56, HEX, ZN	3.00	EA
65.	643-01733	NUT, 4-40, HEX, SMALL, ZN	2.00	EA
66.	643-01732	NUT, 4-40, KEP, ZN	8.00	EA
67.	643-01728	NUT, 6-32, KEP, ZN	9.00	EA
68.	643-01734	NUT, 8-32, KEP, ZN	4.00	EA
69.	620-01999	LUG, SOLDER, LCKNG, #6, .020THK	1.00	EA
70.	644-01747	WSHR, INT STAR, #4	2.00	EA
71.	675-08800	WIRE, 18G, GRN/YEL, 4S, SSX2	1.00	EA
72.	690-02060	SLEEVING, SHRINK, 3/16X1/2LG, BLK	1.00	EA
73.	740-08469	LABEL, PRODUCT ID, M300	1.00	EA
74.	740-08582	LABEL, CLA APPROVAL, M300	1.00	EA
75.	740-08453	LABEL, FUSE, CAUTION, M300, F1-3	1.00	EA
76.	740-08455	LABEL, FUSE, CAUTION, M300, F4-5	1.00	EA
77.	640-01716	SCRW, 6-32X3/8, PNH, PH, ZN	4.00	EA
78.	640-03087	SCRW, 6-32X3/8, PNH, PH, SEMS, BLK	1.00	EA
79.	644-01735	WSHR, FL, #6CLX3/8DX1/32THK	1.00	EA
80.	740-08556	LABEL, GROUND SYMBOL, 0.5" DIA.	1.00	EA


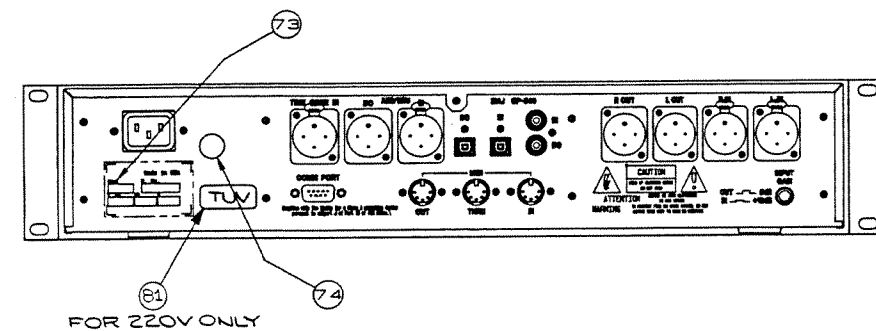
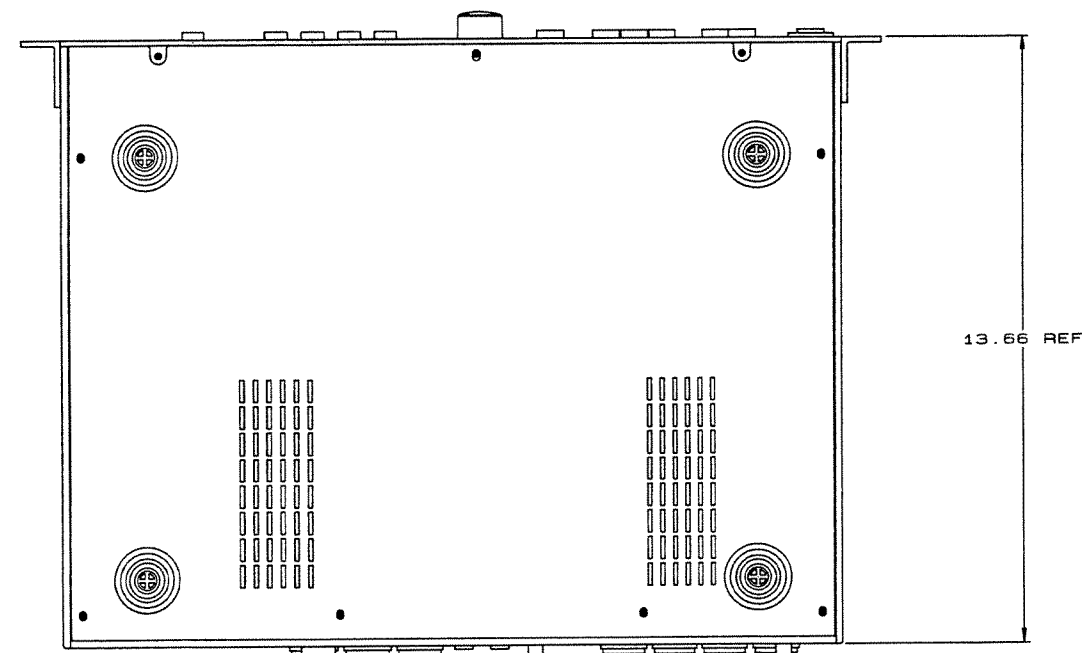
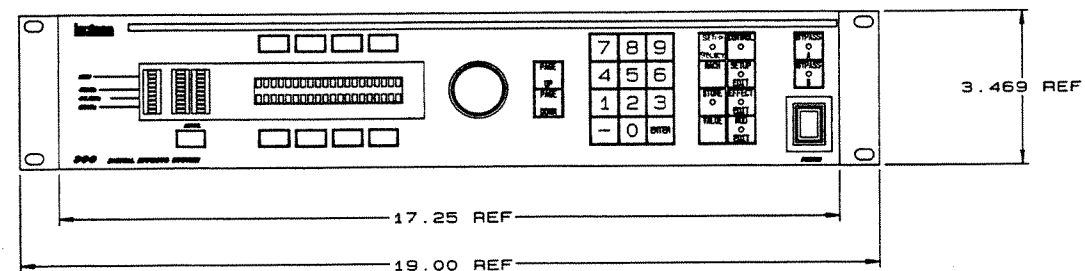
81. 740-08558 LABEL, TUV APPROVAL 1.00 EA ZZOV
82. 701-09115 BRACKET, AC SW PROTECTION, M300 1.00 EA

REVISIONS			
REV.	DESCRIPTION	DWR/CHKD	G.C./AUTH
0	RELEASE FOR PRODUCTION	JV 1/30/90 CEB 2/2/90	CW 2/6/90 PF 2/6/90
1	REVISE LABEL ON ECO'S# 900416-01-A, 900822-00 AND 900918-00. REVISE (70) WSHR PER ECO'S# 900104-00-A AND 900518-00.	JV 9/25/90 JRW 9/28/90	CW 10/2/90 JW 10/9/90
2	REVISED (62) PER ECO# 910201-00. REVISED (20) PART PER ECO# 910227-00. DELETED (1 PER) OF (66) & (66). ADDED (1 PER) OF (67). ADDED (78) (79) PER ECO# 910321-00. REVISED 50 PER ECO# 910530-00.	JV 6/11/91 MAF 6/11/91	CW 6/11/91 CW 6/17/91
3	ADD ITEMS 80, 81, 82 & FIX 71 PER ECO'S# 920211-00, 920220-00 & 920515-00.	JV 5/21/92	CW 5/21/92 CW 5/21/92

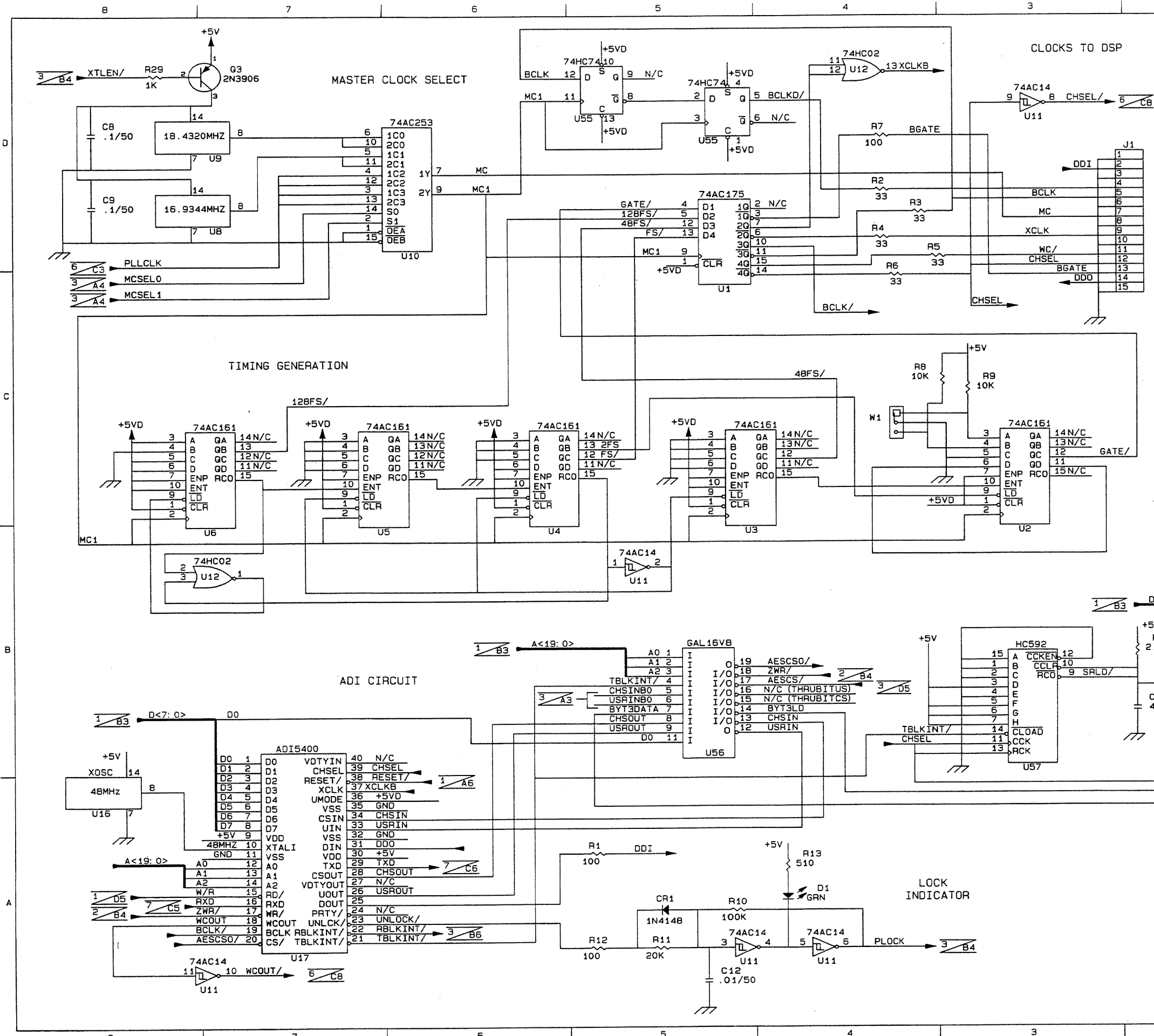
NOTES	
1.	PART NUMBER LISTING IS REFERENCE ONLY AND DOES NOT SUPERSEDE THE BILL OF MATERIAL.
2.	LETTERS DESIGNATE SCREW PATHS.
3.	FOR ASSEMBLY NOTES REFER TO DOCUMENT #080-07595.

UNLESS OTHERWISE SPECIFIED		FILE NAME		lexicon	
DIMENSIONS ARE IN INCHES		07485S2		TITLE	
TOLERANCES ARE		APPROVALS		DATE	
FRACTIONS DECIMALS ANGLES		DRAWN		JV 1/30/90	
MATERIAL		CHECKED		CEB 2/2/90	
FINISH		G.C.		CW 2/6/90	
NEXT ASSY USED ON		ISSUED		PF 2/6/90	
APPLICATION		DO NOT SCALE DRAWING		SCALE N/A	
				SIZE/FSCM NO. DWG. NO. REV.	
				D 080-07485 3	
				SHEET 2 OF 3	

REVISIONS			
REV.	DESCRIPTION	DWR/CHKD	D. C. /AUTH
0	RELEASE FOR PRODUCTION	JV 1/26/90 CEB 2/2/90	CW 2/6/90 PF 2/6/90
1	REVISE LABELS PER ECO'S #900416-01-A AND 900822-00.	MAF 9/26/90 JRW 9/28/90	CN 10/2/90 JW 10/9/90
2	UPDATED FRONT PANEL GRAPHICS	JV 6/11/91 H. K. 6/24/91	CW 6/14/91 CW 6/13/91
3	ADDED SETUP SELECT TEXT PER ECO #911210-00	JV 12/12/91 JRW 12/12/91	CW 12/20/91 CW 12/20/91
4	ADD TUV LABEL PLACEMENT PER ECO'S 920211-00, 920220-00 & 920515-00.	JV 5/12/92 JRW 5/14/92	CW 5/12/92 CW 5/27/92



UNLESS OTHERWISE SPECIFIED DIMENSIONS ARE IN INCHES TOLERANCES ARE: FRACTIONS DECIMALS ANGLES		FILE NAME 07485S3	lexicon	
APPROVALS	DATE	TITLE	ASSY DWG. CHASSIS M300	
DRAWN	JV 1/26/90	SIZE	FSCM NO.	DWG. NO.
CHECKED	CEB 2/2/90	D	080-07485	REV. 4
G.C.	CW 2/6/90	ISSUED	PF 2/6/90	SCALE 1/2
NEXT ASSY	USED ON	APPLICATION	DO NOT SCALE DRAWING	SHEET 3 OF 3

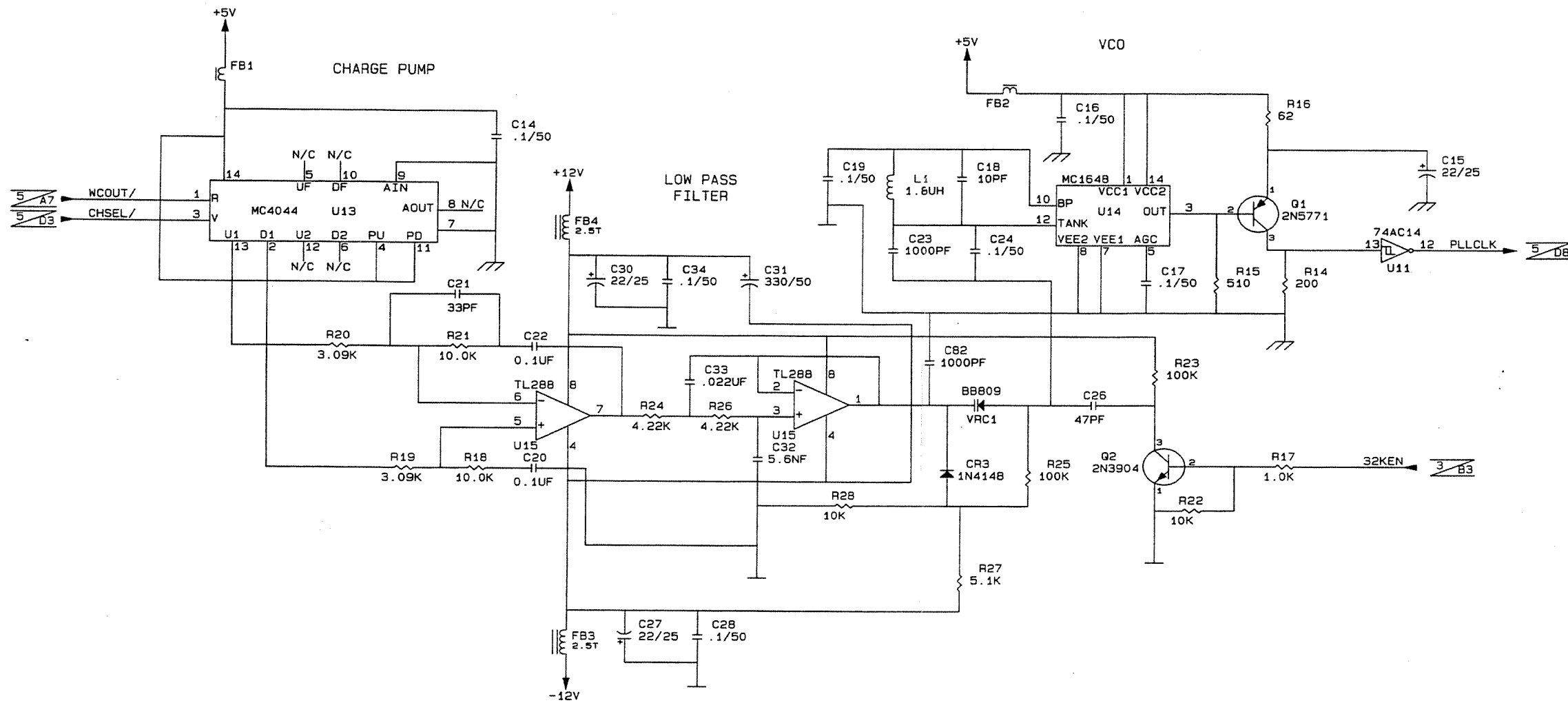
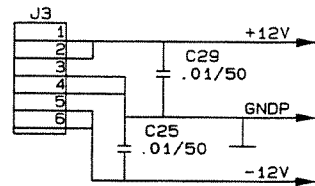


REVISIONS			
REV	DESCRIPTION	DRAFTER/CHECKER	D.C./AUTHORIZED
1	RELEASE FOR PRODUCTION	RW 10/19/89 JRW 10/24/89	RW 10/23/89 PF 10/25/89
2	CHANGE PER ECO #891117-00.	RW 12/12/89 JRW 12/13/89	RWH 12/14/89 JH 12/14/89
3	CHANGE PER ECO #900118-01-A CHANGE PER ECO #900320-00	RW 5/24/90 JRW 5/28/90	RWH 6/5/90 JH 6/5/90
4	CHANGE PER ECO'S 900118-01 900118-01-A AND 900416-00	RW 6/11/90 JRW 6/20/90	RWH 6/26/90 JH 6/26/90
5	CHANGE PER ECO 900914-00. ADDED SPARE U12 GATE.	RW 11/7/90 JRW 11/7/90	RWH 11/7/90 JH 11/7/90

CONTRACT NO.		Lexicon 100 BEAVER ST. WALTHAM, MA 02154		
APPROVALS	DATE	TITLE		
DRAWN RS	2/28/89	SCHEM, HOST BD, M300 CLOCK GENERATION		
CHECKED JRW	10/23/89	SIZE	CODE	NUMBER
D.C. RW	10/23/89	D		060-07436
ISSUED PF	10/25/89	REV. 5		
SHEET 5 OF 7				

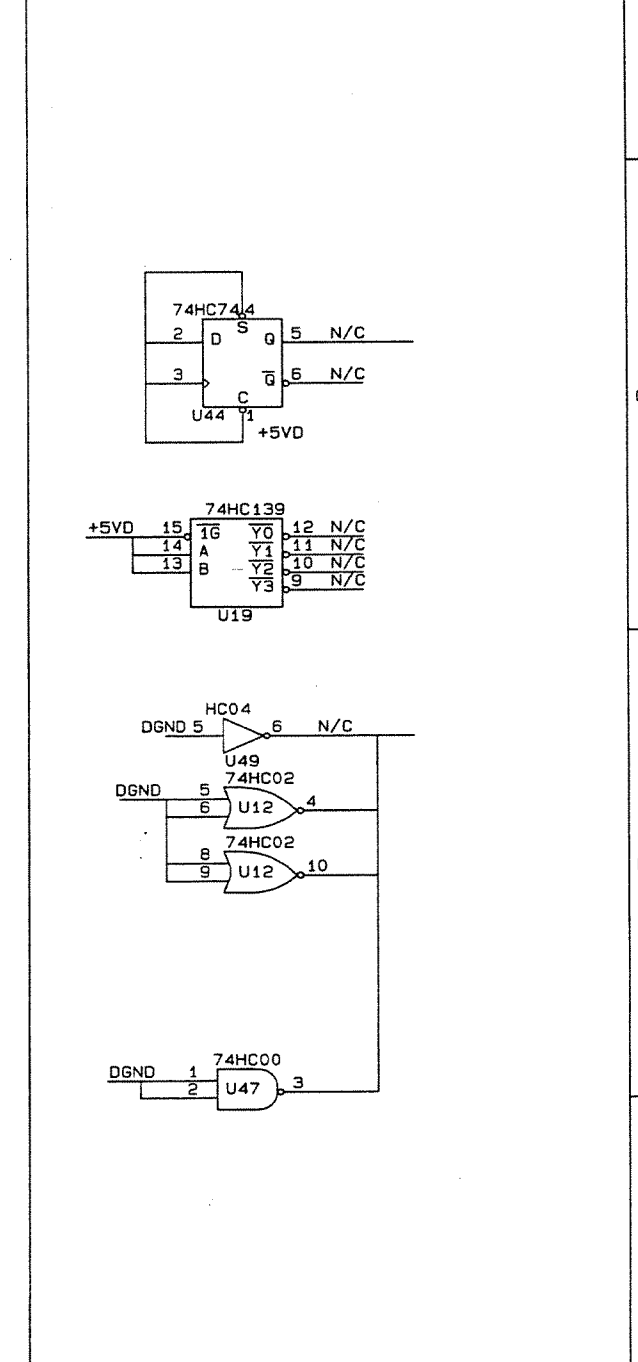
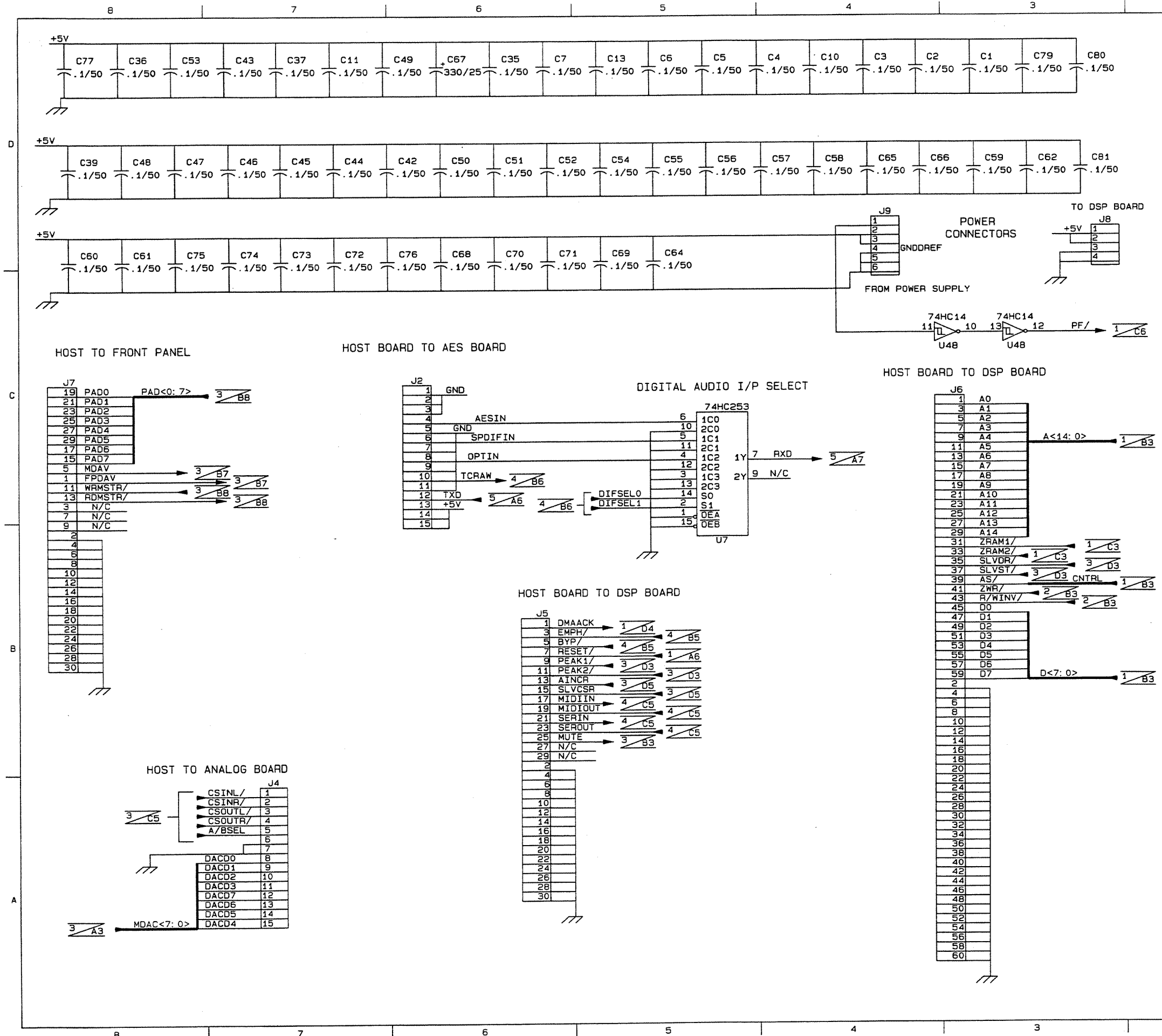
REVISIONS			
REV	DESCRIPTION	DRAFTER/CHECKER	D.C./AUTHORIZED
1	RELEASE FOR PRODUCTION		
2	CHANGE PER ECO #900320-00	RW 5/24/90 JRW 5/28/90	RWH 6/5/90 JW 6/5/90
3	CHANGE PER ECO 901002-00 ADDED C82	RW 11/13/90 JRW 11/12/90	RW 11/91 JRW 11/91

FROM POWER SUPPLY

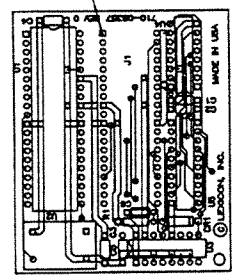
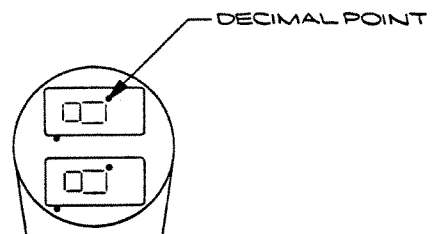
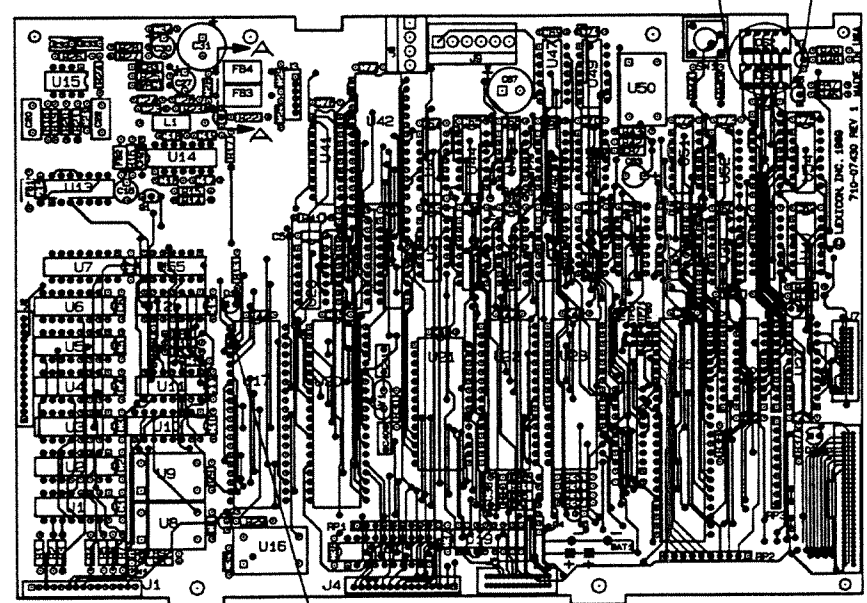



CONTRACT NO.		Lexicon	
		100 BEAVER ST. WALTHAM, MA 02154	
APPROVALS	DATE	TITLE	
RS	2/15/89	SCHEM, HOST BD, M300 PHASE LOCK LOOP	
DRAWN	RS	SIZE	CODE NUMBER
CHECKED	RW	D	060-07436
G.C.	RW		REV. 3
ISSUED	RF		SHEET 6 OF 7

REVISIONS			
REV	DESCRIPTION	DRAWN / CHECKER	AUTHORIZED / G.C.
1	RELEASE FOR PRODUCTION	RW 10/23/89 JRW 10/23/89	RW 10/23/89 PF 10/25/89
2	CHANGE PER ECO #891117000.	RW 12/13/89 JRW 12/13/89	RWH 12/14/89 PF 12/14/89
3	CHANGE PER ECO #900118-01-A	RW 5/24/90 JRW 5/28/90	RWH 6/4/90 PF 6/5/90
4	CHANGE PER ECO 900914-00	RW 11/1/90 JRW 11/1/90	RWH 11/13/91 PF 11/13/91



CONTRACT NO.	lexicon 100 BEAVER ST. WALTHAM, MA 02154			
APPROVALS	DATE	TITLE		
DRAWN PF	1/24/89	SCHEM, HOST BD, M300		
CHECKED RW	10/23/89	BYPASS CAPS & CONNECTORS	SIZE	NUMBER
G.C. RW	10/23/89	D		060-07436
ISSUED PF	10/25/89			REV. 4
				SHEET 7 OF 7



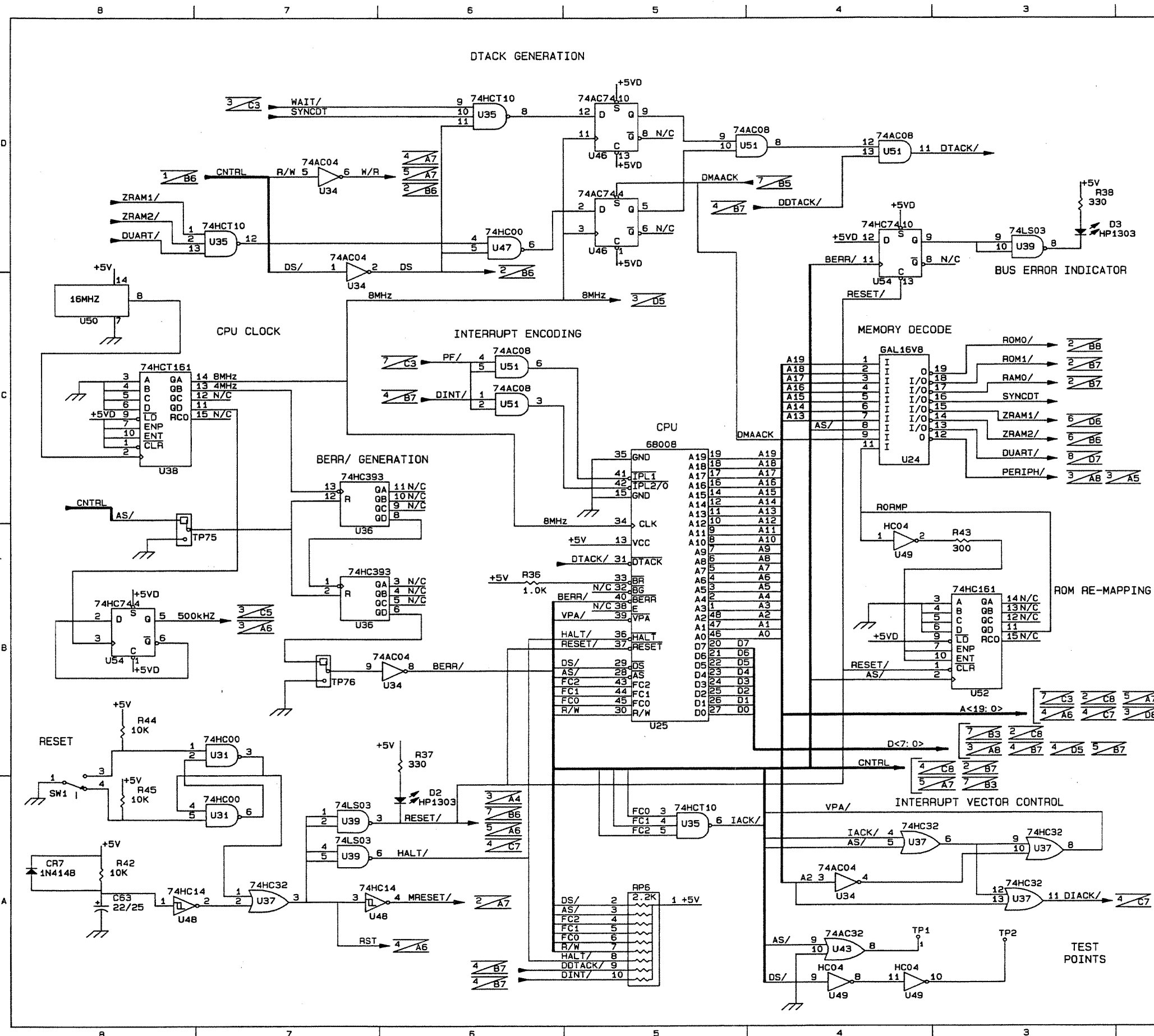
NOTE:
 INSTALL P/N 024-08366 HOST, DGHTR, BD.
 ORIENTING J1, PIN 1 OF THE DGHTR BD TO
 U17, PIN 1 OF THE HOST BD.

REVISIONS			
REV.	DESCRIPTION	DRAFTER/CHECKER	D.C./AUTH.
0	RELEASE FOR PRODUCTION	J.V. 10/10/89 10/13/87	10/12/89 D. Dickel/87
0A	SHOW DGHTR BD LOCATION FOR REV. 1 HOST BD; FOR SERVICE MANUAL REFERENCE	J.V. 7/8/91 7/8/91	7/8/91 7/12/91

NOTES

- REFER TO LEXICON BOM NO. 023-07406
- ALL COMPONENTS TO BE INSTALLED FROM COMPONENT SIDE OF P.C.B. EXCEPT SWAGED STANDOFFS.
- MASKING FOR POST-SOLDER ASSEMBLY IS INDICATED BY SOLID AREAS
- COMPONENT HEIGHT .5" MAXIMUM
- LEAD PROTRUSIONS .080" MAXIMUM FROM CIRCUIT SIDE OF P.C.B.
- SOCKET IC POSITIONS: U17, 20, 21, 22, 23, 24, 25, 41 & 42.
- ⑦ ALL LEADS OF FB3 & 4 SHOULD PROJECT FROM THE BOTTOM OF THE BOARD AND CAREFULLY ENSURE THAT NO WINDINGS SHORT TOGETHER, (SEE A-A.)

UNLESS OTHERWISE SPECIFIED DIMENSIONS ARE IN INCHES TOLERANCES ARE: FRACTIONS DECIMALS ANGLES .01 .000		CONTRACT NO.		exicon	
APPROVALS		DATE		PC BD, HOST, M300	
DRAWN J.V. 10/10/89		10/13/87		ASSEMBLY DRAWING	
CHECKED [Signature]		[Signature]		SIZE FSCM NO.	
D.C. J.V. 7/8/91		7/8/91		DWG. NO. 080-07495	
ISSUED [Signature]		7/16/91		SCALE 1:1	
APPLICATION		DO NOT SCALE DRAWING		SHEET 1 OF 1	



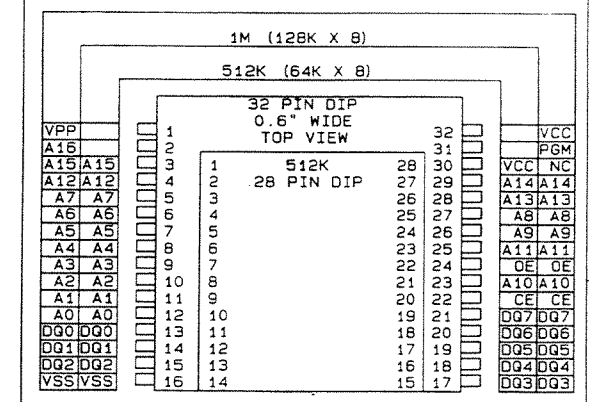
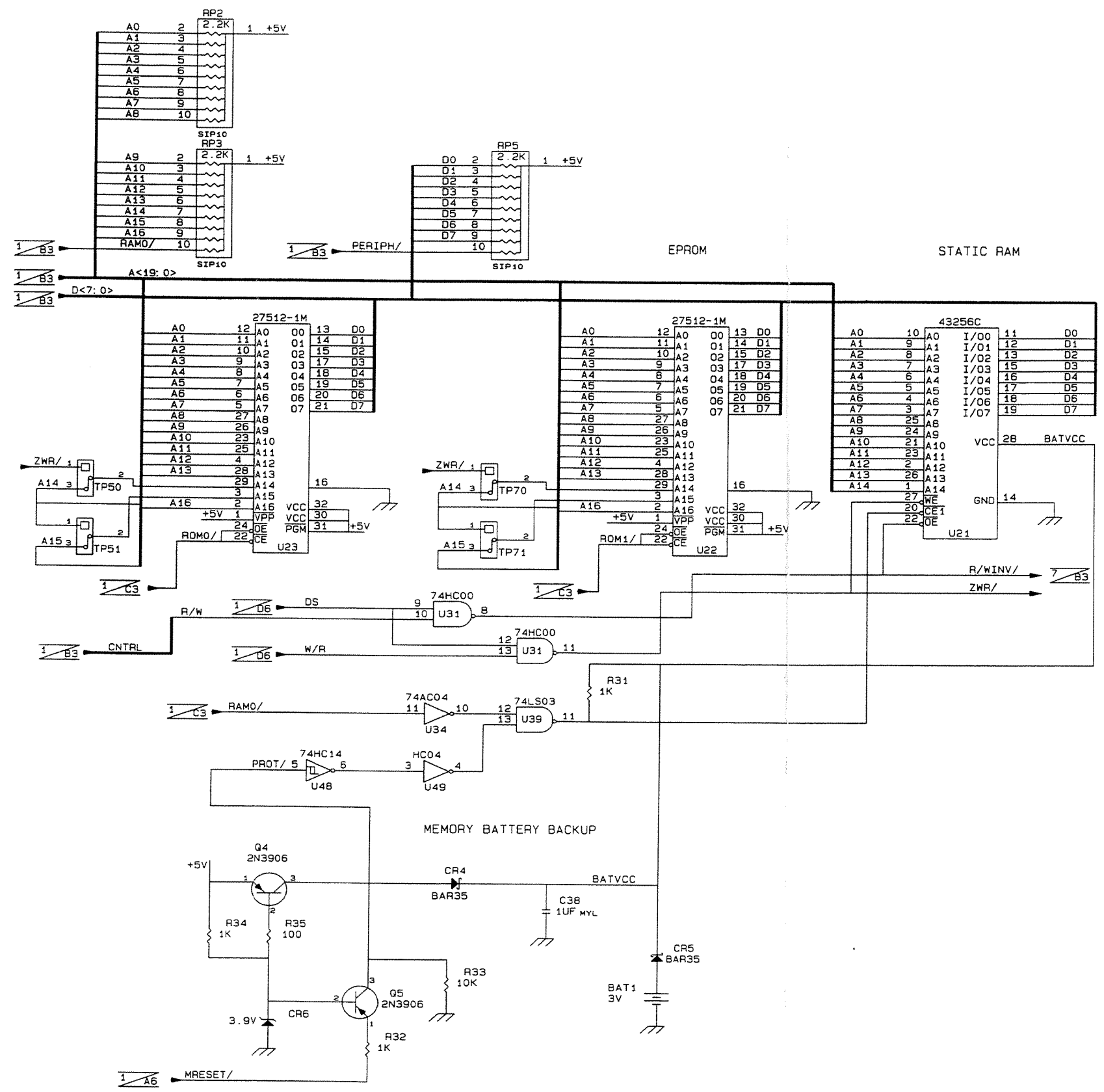
REVISIONS			
REV	DESCRIPTION	DRAFTER/CHECKER	AUTHORIZED
1	RELEASE FOR PRODUCTION	RW 10/19/89 JRW 10/24/89	RW 10/23/89 PF 10/25/89
2	CHANGE DOC CTL BLOCK PER ECO # 891117-000.	RW 12/12/89 JRW 12/13/89	RW 12/14/89 PF 12/14/89
3	CHANGE DOC CTL BLOCK PER ECO #900118-01-A AND ECO #900320-00	RW 5/28/90 JRW 5/28/90	RW 6/4/90 PF 6/19/90
3A	CHANGE DOC CTL BLOCK PER ECO #900914-00 (REV 1 HOST BD)	JRW 1/7/91 QAW 1/14/91	RW 3/5/91 PF 3/1/91

- NOTES
- UNLESS OTHERWISE INDICATED, RESISTORS ARE 5% 1/4W.
 - UNLESS OTHERWISE INDICATED, CAPACITORS ARE UF/V.
 - UNLESS OTHERWISE INDICATED, DIODES ARE 1N4148.
 - ANALOG GROUND = CHASSIS GROUND ANALOG GROUND = GROUND PWR GND
 - 1/A2 DENOTES SHEET NUMBER AND A2 INTERSECT COORDINATE.
 - ON BOARD CONNECTION-TO
ON BOARD CONNECTION-FROM
SOLDER CONNECTION
 - REFERENCE DESIGNATORS, LAST USED:
USB CB1 R50 FB4 RP6 CR7 DS2 BAT1 VRC1 L1 SW1 TP2 D3 J9 Y1 Q7 W3

DOCUMENT CONTROL BLOCK: #060-07436	
SHEET NUMBER	REVISION NUMBER
1 OF 7	3 A
2 OF 7	1
3 OF 7	3
4 OF 7	1
5 OF 7	3A
6 OF 7	2
7 OF 7	3

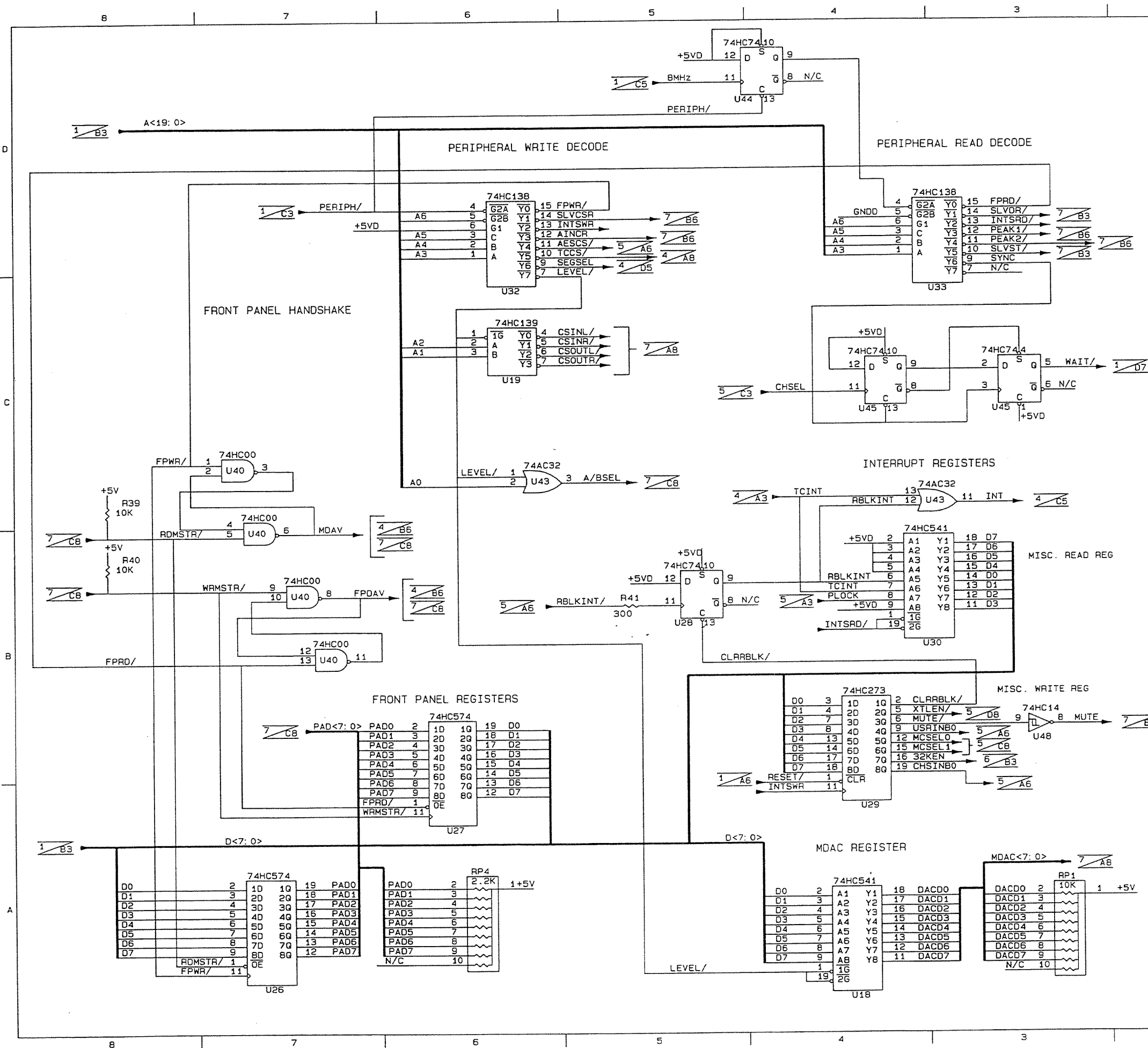
CONTRACT NO.	Lexicon		
	100 BEAVER ST. WALTHAM, MA 02154		
APPROVALS	DATE	TITLE	
DRAWN SAA	1/25/89	SCHEM, HOST BD, M300	
CHECKED JRW	10/23/89	CODE NUMBER	REV.
G.C. RW	10/24/89	D	060-07436 3A
ISSUED PF	10/25/89	SHEET 1 OF 7	

REVISIONS			
REV	DESCRIPTION	DRAWN/CHECKER	G.C. / AUTHORIZED
1	RELEASE FOR PRODUCTION	K. HARRIS	1/25/89

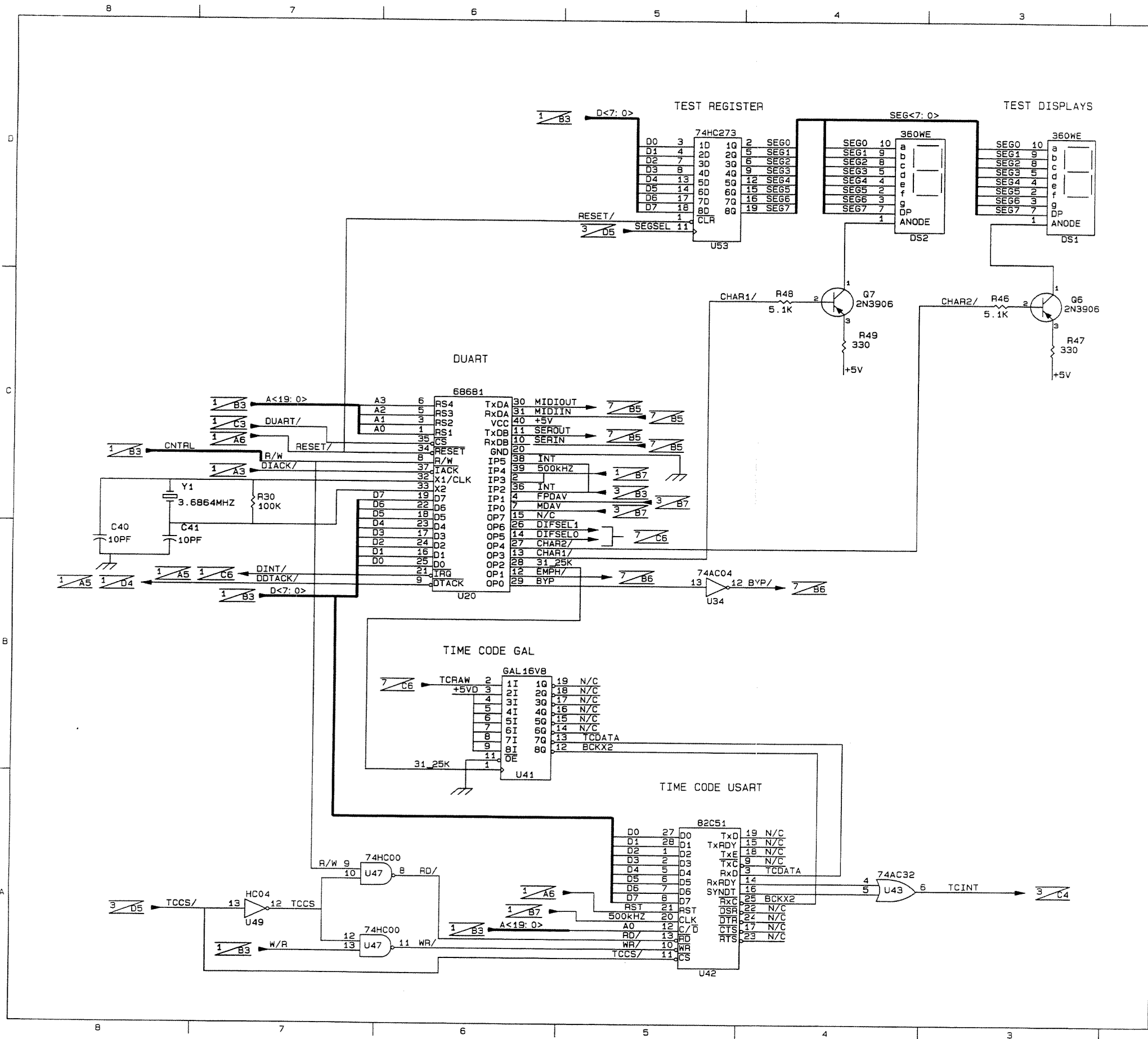


CONTRACT NO.		Lexicon	
100 BEAVER ST. WALTHAM, MA 02154		TITLE	
APPROVALS	DATE	SCHEM, HOST BD, M300	
DRAWN PF	1/25/89	HOST RAM & ROM	
CHECKED <i>RC</i>	<i>102339</i>	SIZE	NUMBER
G.C. <i>RC</i>	<i>1/25/89</i>	D	060-07436
ISSUED <i>RC</i>	<i>102339</i>	REV 1	
		SHEET 2 OF 7	

REVISIONS			
REV	DESCRIPTION	DRAFTER/CHECKER	AUTHORIZED
1	RELEASE FOR PRODUCTION	RW 10/19/89 JRW 10/24/89	RW 10/23/89 PF 10/25/89
2	CHANGE PER ECO #891117-00.	RW 12/12/89 JRW 12/13/89	RW 12/14/89 PF 12/14/89
3	CHANGE PER ECO #900118-01-A	RW 5/24/90 JRW 5/29/90	RW 6/4/90 PF 6/4/90

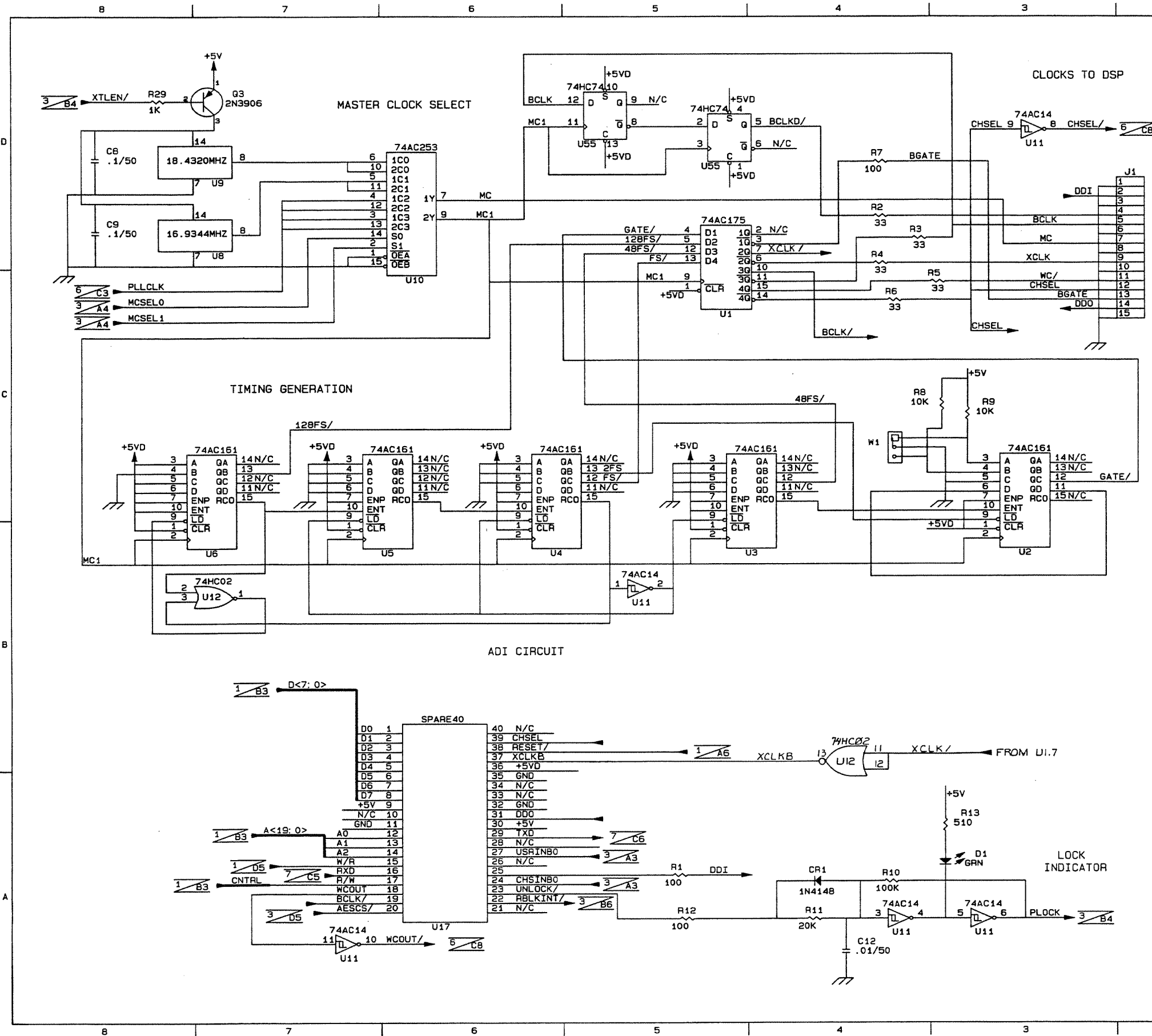


CONTRACT NO.	lexicon 100 BEAVER ST. WALTHAM, MA 02154		
APPROVALS	DATE	TITLE	
DRAWN PF	3/02/89	SCHEM, HOST BD, M300	
CHECKED JRW	10/23/89	MISC. CONTROL	
G.C. RW	10/23/89	SIZE	CODE NUMBER
ISSUED PF	10/25/89	D	060-07436
			REV. 3
			SHEET 3 OF 7



REVISIONS			
REV	DESCRIPTION	DRAFTER/CHECKER	G.C. / AUTHORIZED
1	RELEASE FOR PRODUCTION	AW/10/89	AW/10/89

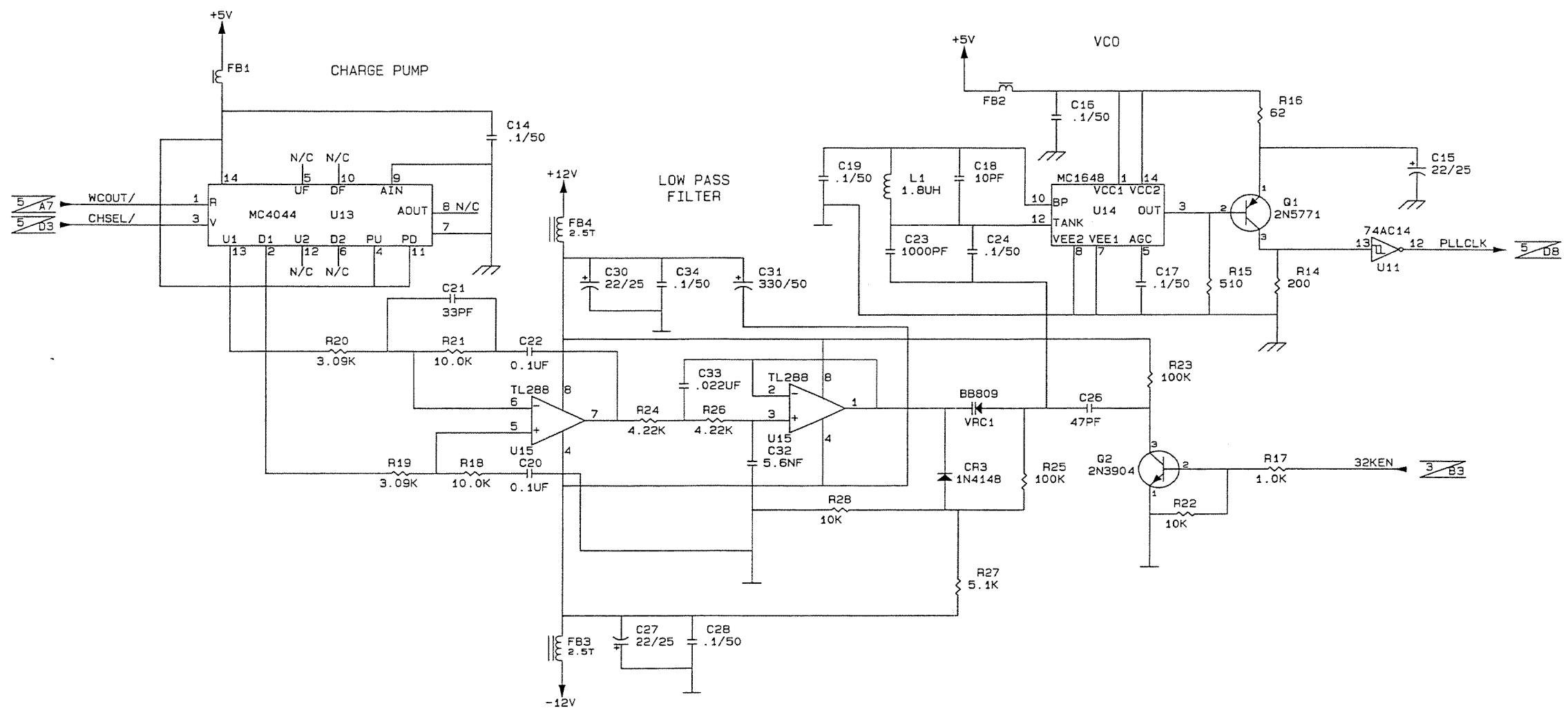
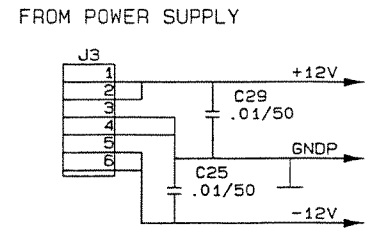
CONTRACT NO.		Lexicon 100 BEAVER ST. WALTHAM, MA 02154	
APPROVALS	DATE	TITLE	
DRAWN PF	3/03/89	SCHEM, HOST BD, M300 COMMUNICATIONS	
CHECKED AW	10/23/89	SIZE	CODE NUMBER
G.C. AW	10/25/89	D	060-07436
ISSUED AW	10/25/89		REV. 1
			SHEET 4 OF 7



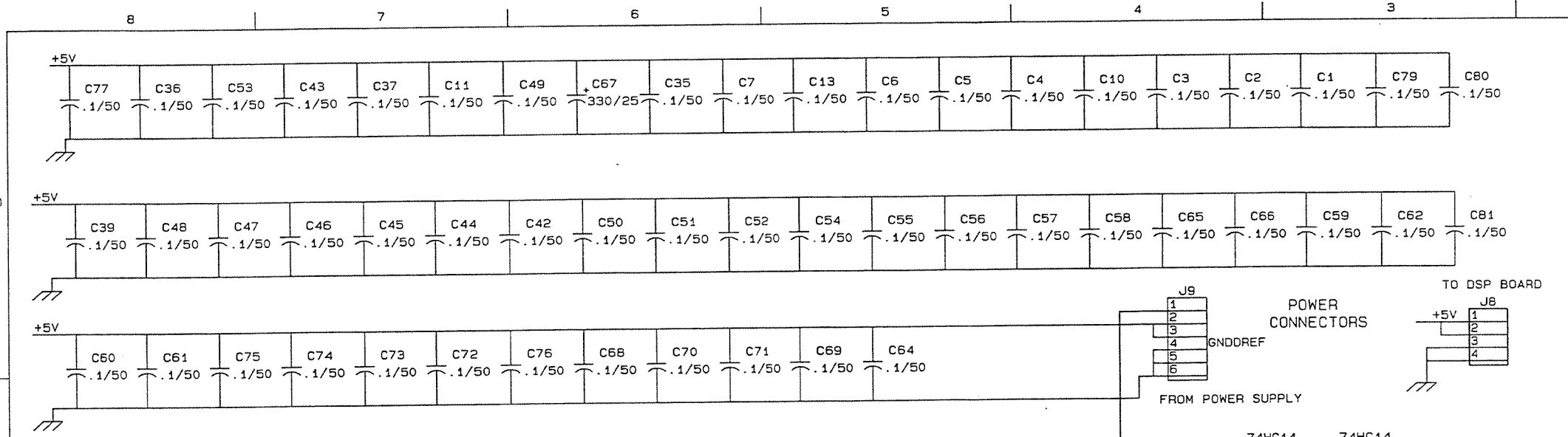
REVISIONS			
REV	DESCRIPTION	DRAFTER/CHECKER	U.C./AUTHORIZED
1	RELEASE FOR PRODUCTION	RW 10/19/89 JRW 10/24/89	RW 10/23/89 PF 10/25/89
2	CHANGE PER ECO #891117-00.	RW 12/12/89 JRW 12/13/89	RW 12/14/89 PF 12/14/89
3	CHANGE PER ECO #900118-01-A	RW 5/21/90 JRW 5/23/90	RW 6/4/90 PF 6/12/90
3A	CHANGE PER ECO #900914-00	RW 7/17/91 JRW 1/11/91	RW 3/5/91 PF 3/1/91

CONTRACT NO.		Lexicon		
		100 BEAVER ST. WALTHAM, MA 02154		
APPROVALS	DATE	TITLE		
		SCHEM, HOST BD, M300		
DRAWN	RS 2/28/89	CLOCK GENERATION		
CHECKED	JRW 10/23/89	SIZE	CODE	NUMBER
U.C.	RW 10/23/89	D		060-07436
ISSUED	PF 10/25/89			3A

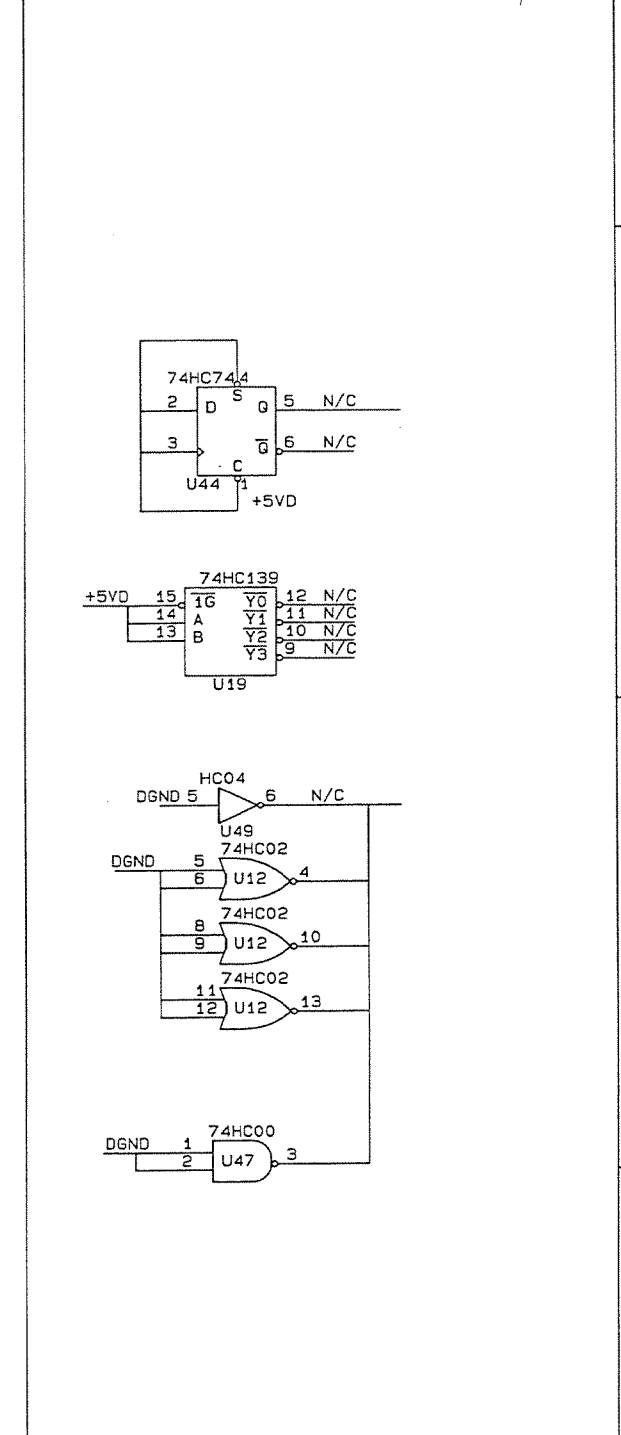
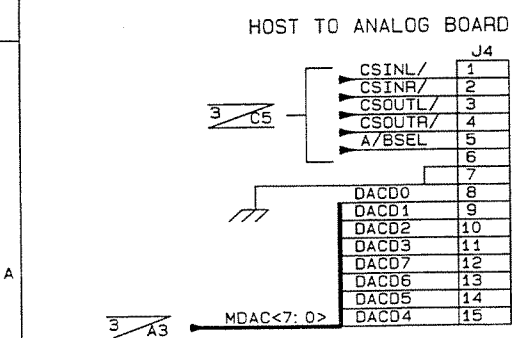
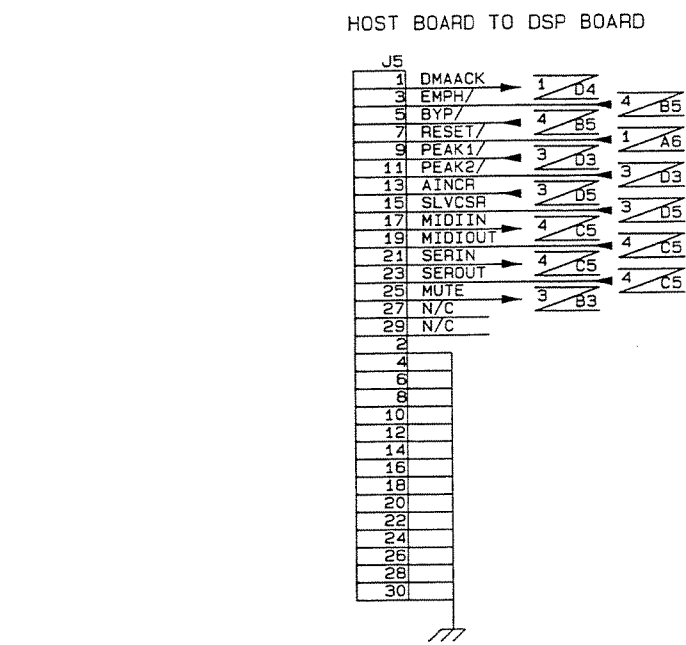
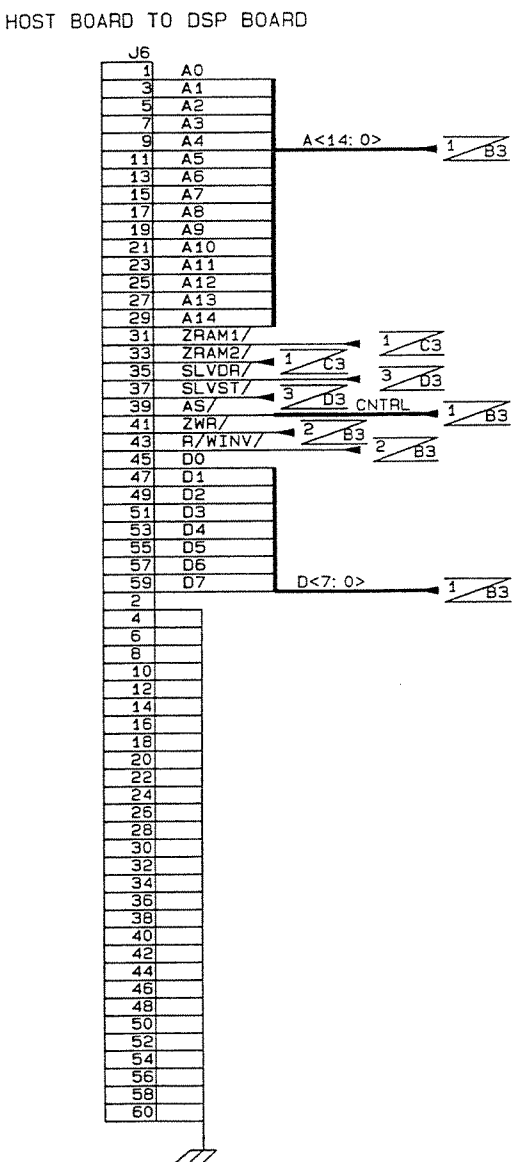
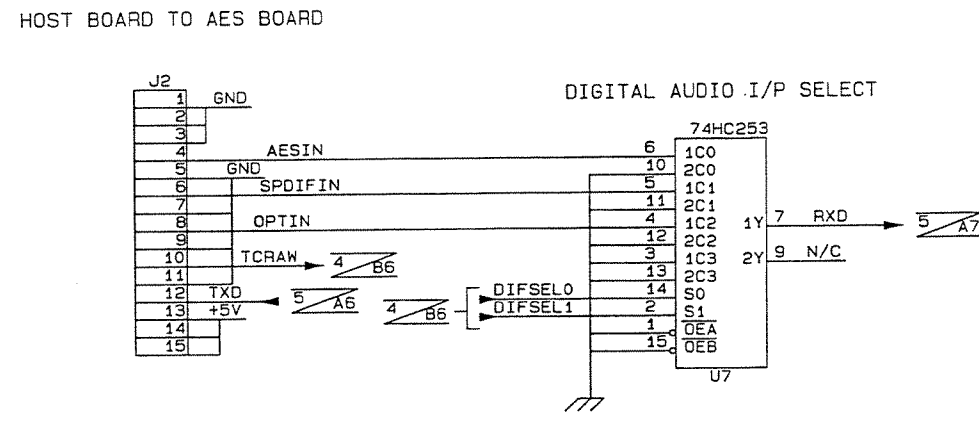
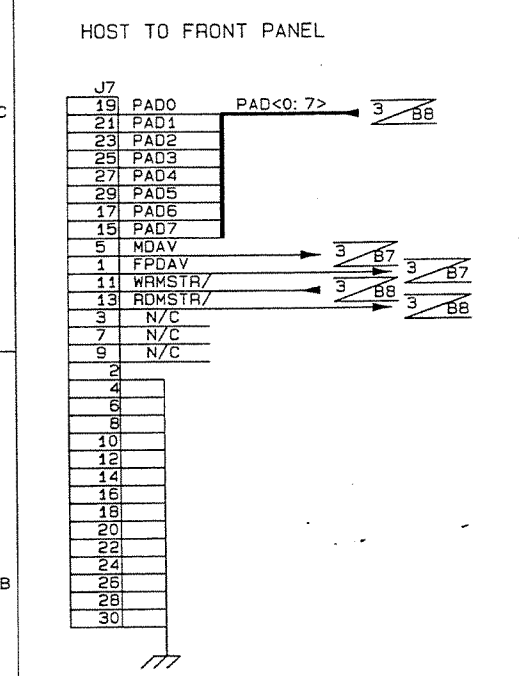
REVISIONS			
REV	DESCRIPTION	DRAFTER/ CHECKER	G.C./ AUTHORIZED
1	RELEASE FOR PRODUCTION	RW JRW 10/24/89	RWH PF 10/25/89
2	CHANGE PER ECO #900320-00	RS QJW 5/28/90	W-H 6/4/90 JLW 6/1/90



CONTRACT NO.	Lexicon 100 BEAVER ST. WALTHAM, MA 02154				
APPROVALS	DATE	TITLE			
DRAWN RS	2/15/89	SCHEM, HOST BD, M300 PHASE LOCK LOOP			
CHECKED JRW	10/25/89	SIZE	CODE	NUMBER	REV.
G.C. RW	10/25/89	D		060-07436	2
ISSUED PF	10/25/89	SHEET 6 OF 7			



REVISIONS			
REV	DESCRIPTION	DRAFTER/CHECKER	D.C./AUTHORIZED
1	RELEASE FOR PRODUCTION	RW 10/23/89 JRW 10/23/89	RW 10/23/89 PF 10/25/89
2	CHANGE PER ECO #891117000.	RW 12/13/89 JRW 12/13/89	RW 12/14/89 PF 12/14/89
3	CHANGE PER ECO #900118-01-A	RW 5/14/90 JRW 5/29/90	RW 5/14/90 PF 5/14/90



CONTRACT NO.	lexicon 100 BEAVER ST. WALTHAM, MA 02154		
APPROVALS	DATE	TITLE	
DRAWN PF	1/24/89	SCHEM, HOST BD, M300 BYPASS CAPS & CONNECTORS	
CHECKED RW	10/23/89	SIZE	NUMBER
D.C. RW	10/23/89	D	060-07436
ISSUED PF	10/25/89	REV. 3	
SHEET 7 OF 7			

8 7 6 5 4 3 2 1

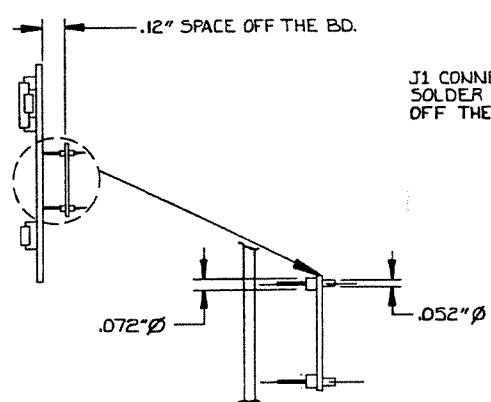
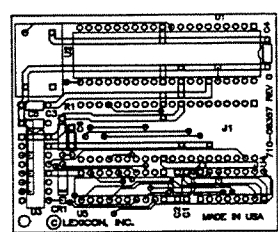
REV	DESCRIPTION	DRAFTER/CHECKER	O.C./AUTH.
0	RELEASE FOR PRODUCTION	MMW 8-10-90 JAW 8-13-90	CAW 8/20/90 DHW 8/20/90

D
C
B
A

D
C
B
A

NOTES

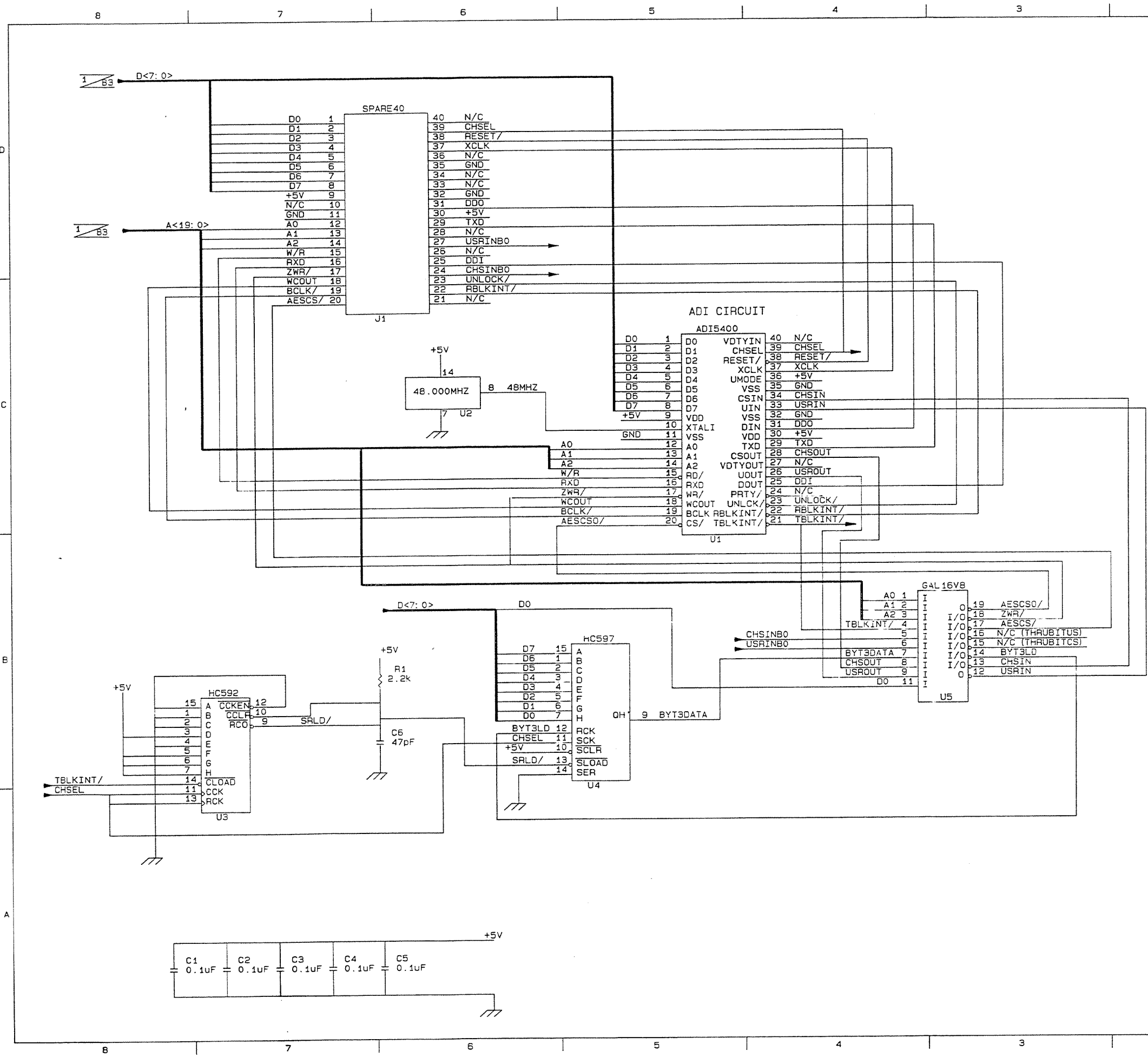
- REFER TO LEXICON BOM NO. 024-08366
- ALL COMPONENTS TO BE INSTALLED FROM COMPONENT SIDE UNLESS OTHERWISE INDICATED.
- COMPONENT HEIGHT .40" MAXIMUM.
- LEAD PROTRUSIONS .080" MAXIMUM FROM CIRCUIT SIDE OF PCB.
- SOCKET IC POSITIONS: U1, U5



J1 CONNECTOR DIP PLUG TO BE MOUNTED SOLDER SIDE OF PCB AND TO BE SPACED .12" OFF THE BOARD.

UNLESS OTHERWISE SPECIFIED DIMENSIONS ARE IN INCHES. TOLERANCES ARE FRACTIONS DECIMALS ANGLES		CONTRACT NO.		lexicon	
APPROVALS	DATE	PC BD, DTGR, HOST, M300 ASSEMBLY DRAWING			
DRAWN: J. Tennell	8-10-90	MATERIAL	FINISH	SIZE/FORM NO.	DWG. NO.
CHECKED: J. WALTER	8-13-90	710-08357	DO NO SCALE DRAWING	D	080-08362
O.C.	CAW 8/20/90	NEXT ASSY.	USED ON	ISSUED	SCALE
ISSUED: JAW 8/20/90					SHEET 1 OF 1

8 7 6 5 4 3 2 1



REVISIONS			
REV	DESCRIPTION	DRAWN/CHECKER	Q.C./AUTHORIZED
0	RELEASE FOR PRODUCTION	W. 4/25/90 R. 5/3/90	R. 5/15/90 W. 5/15/90

NOTES			
1.	UNLESS OTHERWISE INDICATED, RESISTORS ARE 5%, 1/4W.		
2.	UNLESS OTHERWISE INDICATED, CAPACITORS ARE UF/V.		
3.	UNLESS OTHERWISE INDICATED, DIODES ARE 1N4148.		
4.	ANALOG GROUND ∇ DIGITAL GROUND ∇ CHASSIS GROUND ∇ ANALOG GROUND ∇ PWR GND ∇		
5.	1 ∇ A2 DENOTES SHEET NUMBER AND INTERSECT COORDINATE.		
6.	\rightarrow ON BOARD CONNECTION-TO \leftarrow ON BOARD CONNECTION-FROM \circ SOLDER CONNECTION		
7.	REFERENCE DESIGNATORS, LAST USED: U5 C6 R1 J1		

DOCUMENT CONTROL BLOCK: #060-08363	
SHEET NUMBER	REVISION NUMBER
1 OF 1	0

CONTRACT NO.	lexicon	
	100 BEAVER ST. WALTHAM, MA 02154	
APPROVALS	DATE	TITLE
		SCHEM, M300
		HOST DAUGHTER BD
DRAWN JRW	02/25/90	
CHECKED JRW	03/30/90	
Q.C. R	5/8/90	
ISSUED PF	02/25/90	
	SIZE CODE NUMBER	REV.
	D 060-08363	0
	SHEET 1 OF 1	

8

7

6

5

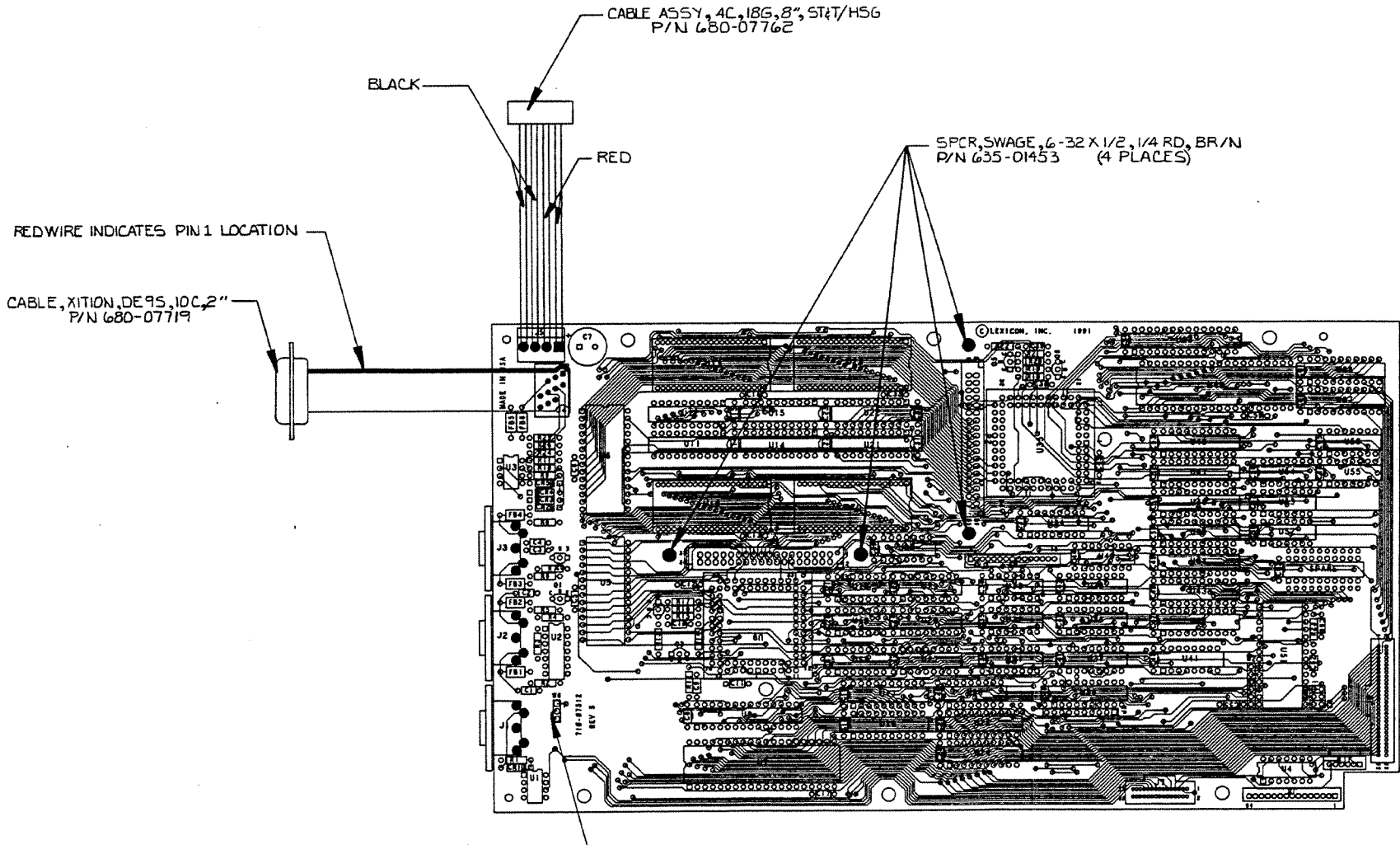
4

3

2

1

REV	DESCRIPTION	DRAFTER/CHECKER	Q.C./AUTH.
0	RELEASE FOR PROD	PF 10/18/88	LDR 10/18/88 PF 10/18/88
1	REVISED PER ECO 900117-01-A	MF 8/9/88 JRW 8/9/88	CW 8/13/88 JW 8/14/88
2	REVISED PER ECO 900327-00	MF 8/17/88 JRW 8/22/88	CW 8/27/88 JW 8/22/88
3	DELETED LUG WIRE FROM J3 AND P2. PER ECO 910315-00	MF 4/11/91 MC 4.4.31.	CW 4/11/91 JW 4/13/91



NOTES

1. REFER TO LEXICON BOM NO. 023-07519
2. ALL COMPONENTS TO BE INSTALLED FROM COMPONENT SIDE OF PCB INCLUDING SWAGED STANDOFFS.
3. MASKING FOR POST-SOLDER ASSEMBLY IS INDICATED BY SOLID AREAS
4. COMPONENT HEIGHT 1.000" MAXIMUM.
5. LEAD PROTRUSIONS .080" MAXIMUM FROM CIRCUIT SIDE OF PCB.
6. SOCKET IC POSITIONS: U5-10, 13, 20, 23, 35 AND 49-51.

D
C
B
A

D
C
B
A

8

7

6

5

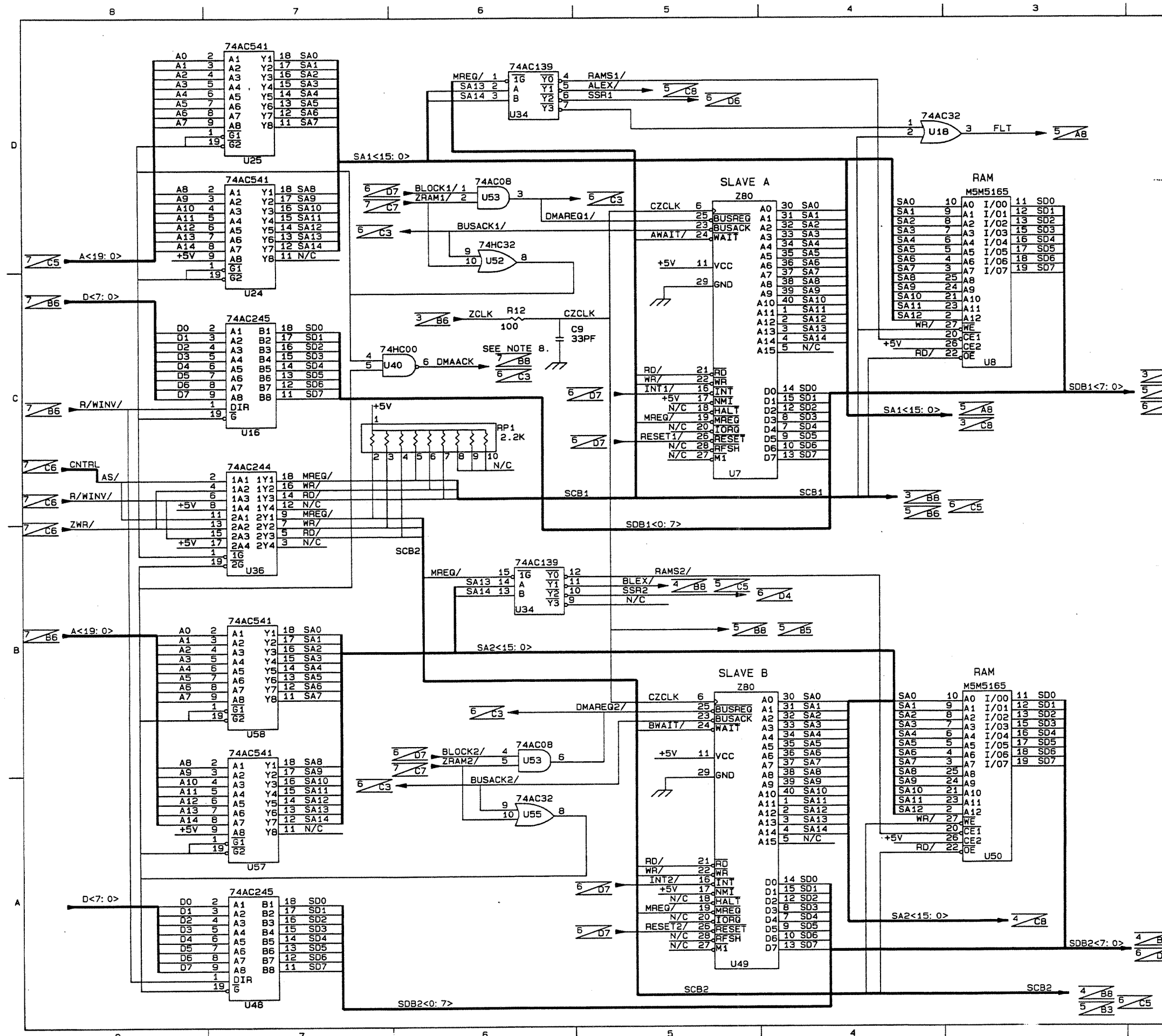
4

3

2

1

UNLESS OTHERWISE SPECIFIED DIMENSIONS ARE IN INCHES. TOLERANCES ARE: FRACTIONS DECIMALS ANGLES .01 .005		CONTRACT NO.		lexicon	
710-07512		APPROVALS	DATE	PC BD, DSP BD, M300	
NEXT ASSY. USED ON		DRAWN	10/18/88	ASSEMBLY DRAWING	
APPLICATION		CHECKED	10/13/88	SIZE/SCM NO.	DWG. NO. 000-07517
DO NO SCALE DRAWING		ISSUED	10/18/88	SCALE 1:1	REV 3
				SHEET	1 OF 1

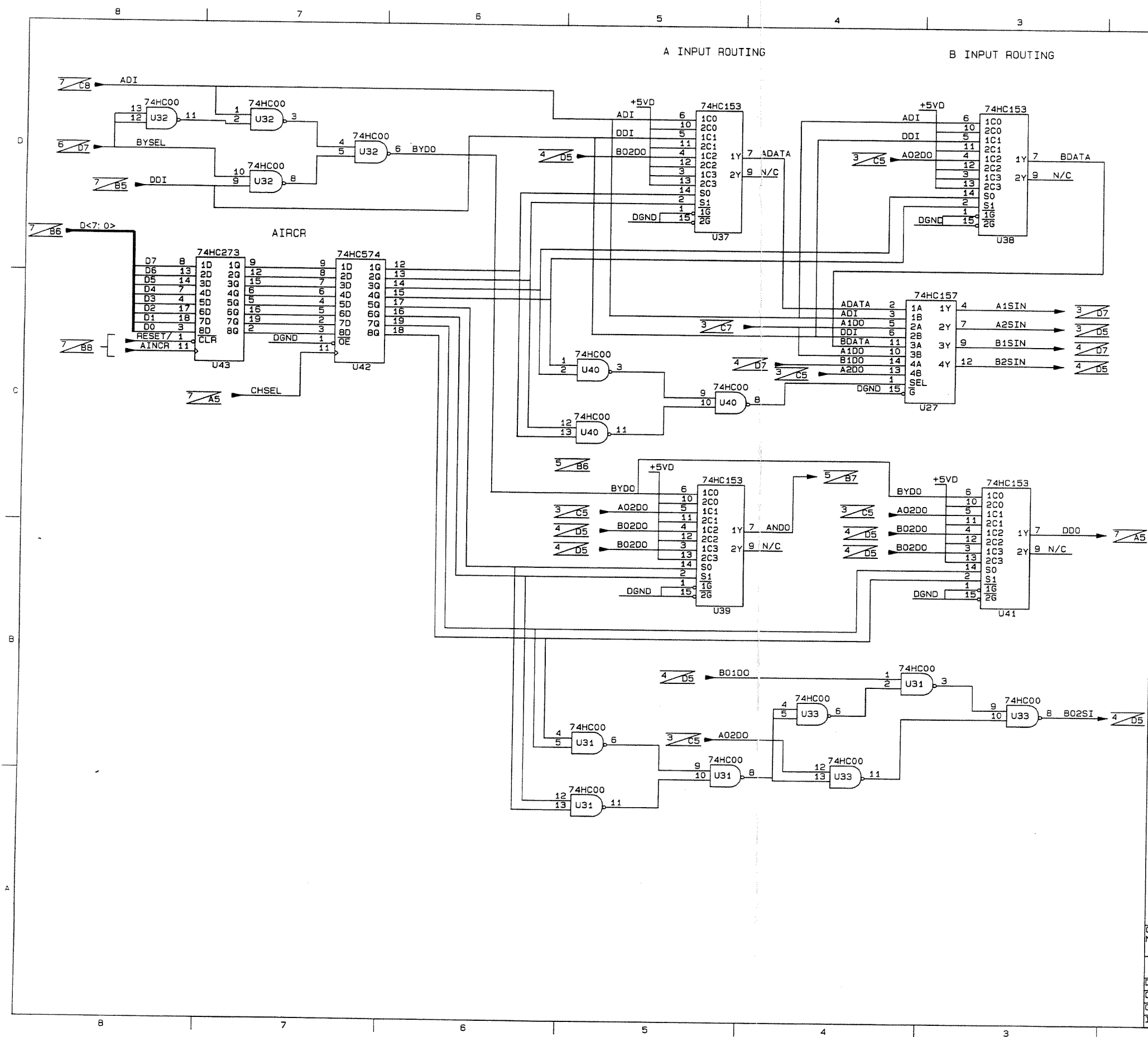


REVISIONS			
REV	DESCRIPTION	DRAFTER/CHECKER	G.C./AUTHORIZED
1	RELEASE FOR PRODUCTION	RW 10/20/89 JRW 10/24/89	RW 10/25/89 PF 10/24/89
2	DOC CTL BLOCK CHANGE PER ECO #891117-02.	RW 12/12/89 JRW 12/13/89	RW 12/14/89 PF 12/14/89
3	CHANGED DOC CTL BLK SHT'S 1, 5, & 6 PER ECO'S 900117-01-A & 900327-00. ADDED NOTE 8. DELETED EXTRANEIOUS SIGNAL NAME.	JRW 4/24/90 JRW 4/24/90	RW 5/8/90 JW 5/15/90
4	CHANGE PER ECO 900117-01	JRW 5/15/90 JRW 5/15/90	RW 6/4/91 JW 6/15/91
5	DOC CTL BLOCK CHANGE PER ECO'S 900815-00 & 900327-00-A.	JRW 9/10/90 JRW 9/10/90	RW 12/14/91 JW 12/14/91
6	UPDATED DOC CTL BLOCK, PER ECO'S 900815 & 901126-00	JRW 11/17/91 JRW 11/17/91	RW 12/14/91 JW 12/14/91

- NOTES
- UNLESS OTHERWISE INDICATED, RESISTORS ARE 5%, 1/4W.
 - UNLESS OTHERWISE INDICATED, CAPACITORS ARE UF/V.
 - UNLESS OTHERWISE INDICATED, DIODES ARE IN4148.
 - ANALOG DIGITAL CHASSIS ANALOG
 ANALOG GROUND
 DIGITAL GROUND
 CHASSIS GROUND
 PWR GND
 - DENOTES SHEET NUMBER AND INTERSECT COORDINATE.
 - ON BOARD CONNECTION-TO
 ON BOARD CONNECTION-FROM
 SOLDER CONNECTION
 - REFERENCE DESIGNATORS, LAST USED:
U59, C67, R23, FB6, RP1, W5, G6, CR5, P2, J10
C9 IS OPTIONAL

DOCUMENT CONTROL BLOCK: #060-07518	
SHEET NUMBER	REVISION NUMBER
1 OF 7	6
2 OF 7	1
3 OF 7	2
4 OF 7	2
5 OF 7	4
6 OF 7	4
7 OF 7	3

CONTRACT NO.		lexicon	
100 BEAVER ST. WALTHAM, MA 02154		TITLE	
APPROVALS		DATE	SCHEM, DSP BD, M300 SLAVE PROCESSORS
DRAWN PF	1/25/89		
CHECKED RW	10/23/89	SIZE	CODE NUMBER
G.C. RW	10/25/89	D	060-07518
ISSUED PF	10/25/89	REV.	6
		SHEET 1 OF 7	

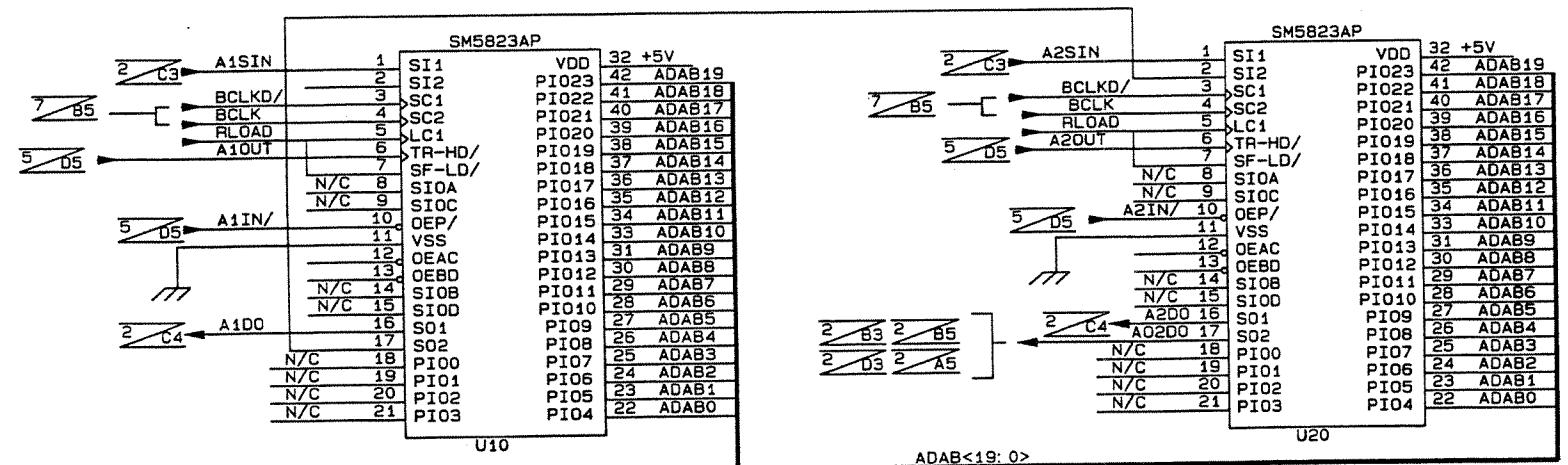


REVISIONS			
REV	DESCRIPTION	DRAWN/CHECKER	G.C./AUTHORIZED
1	RELEASE FOR PRODUCTION	GRW 102484	1/25/89

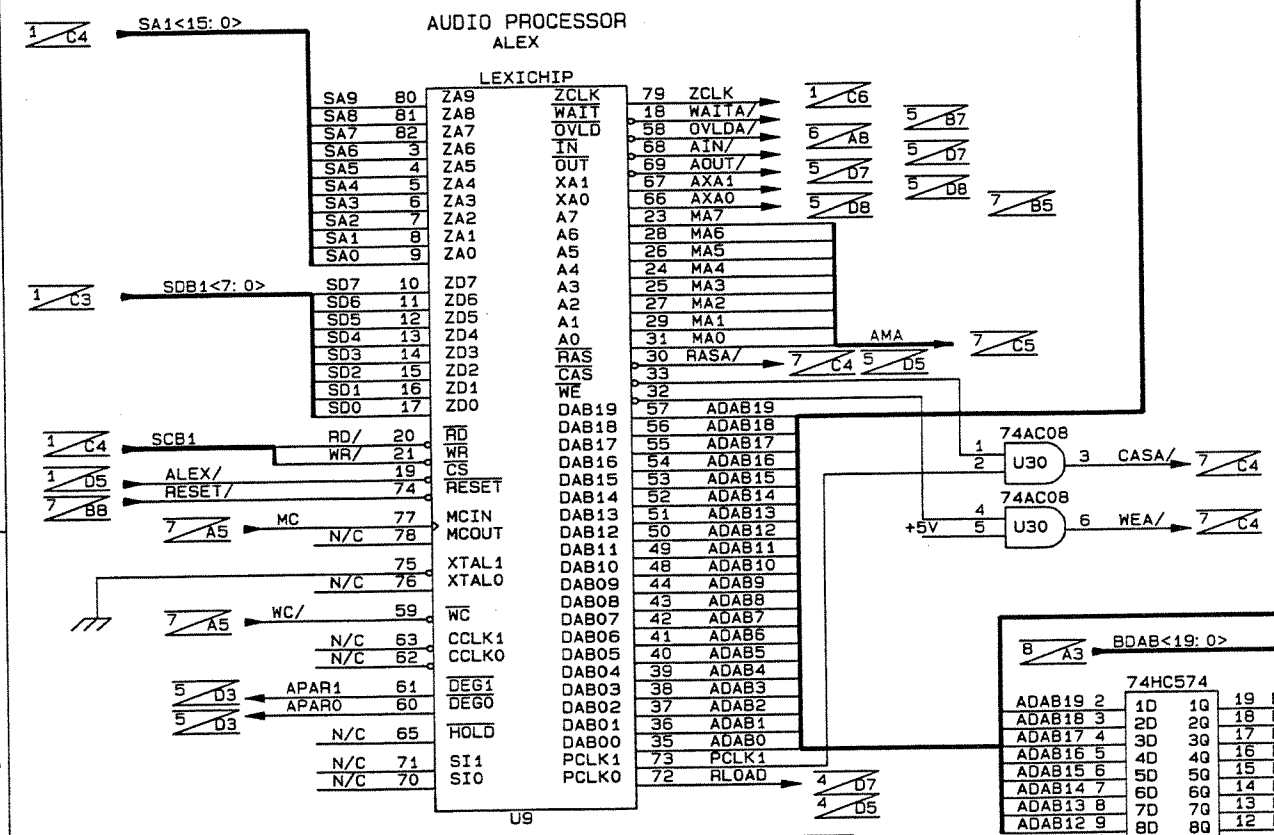
CONTRACT NO.		Lexicon	
		100 BEAVER ST. WALTHAM, MA 02154	
APPROVALS	DATE	TITLE	
SAA	1/25/89	SCHEM, DSP BD, M300 AUDIO ROUTING	
CHECKED	1023/89	SIZE	CODE NUMBER
GRW	1/25/89	D	060-07518
ISSUED	1/25/89		REV. 1
			SHEET 2 OF 7

REVISIONS			
REV	DESCRIPTION	DRAFTER/CHECKER	D.C./AUTHORIZED
1	RELEASE FOR PRODUCTION	JRW 10/20/89	JRW 10/23/89
2	CHANGED BCLK/ TO BCLKD/ PER ECD # 901126-00	JRW 12-24-89 JRW 1/11/90	JRW 1/25/89 JRW 1/16/90

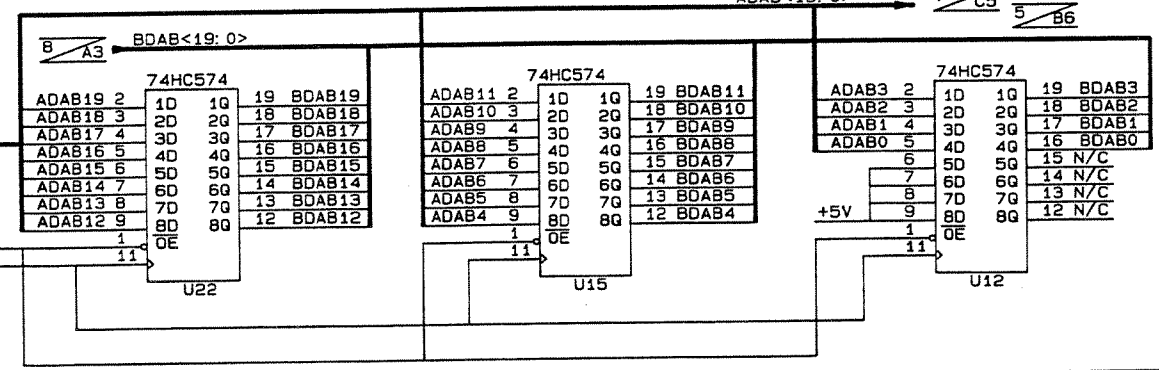
INPUT/OUTPUT SHIFT REGISTERS



AUDIO PROCESSOR ALEX



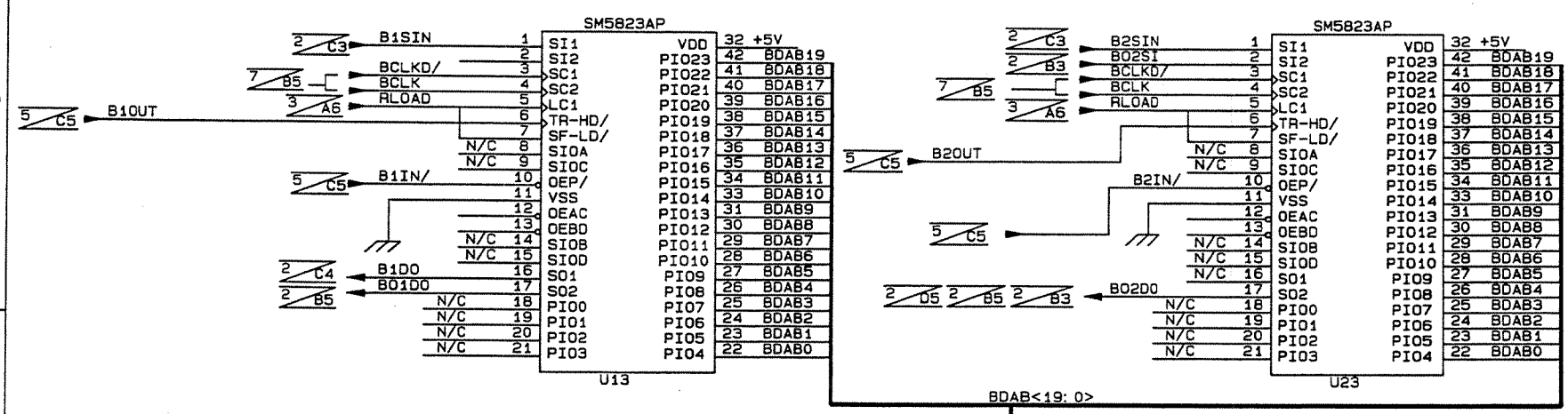
XFER ALEX TO BLEX



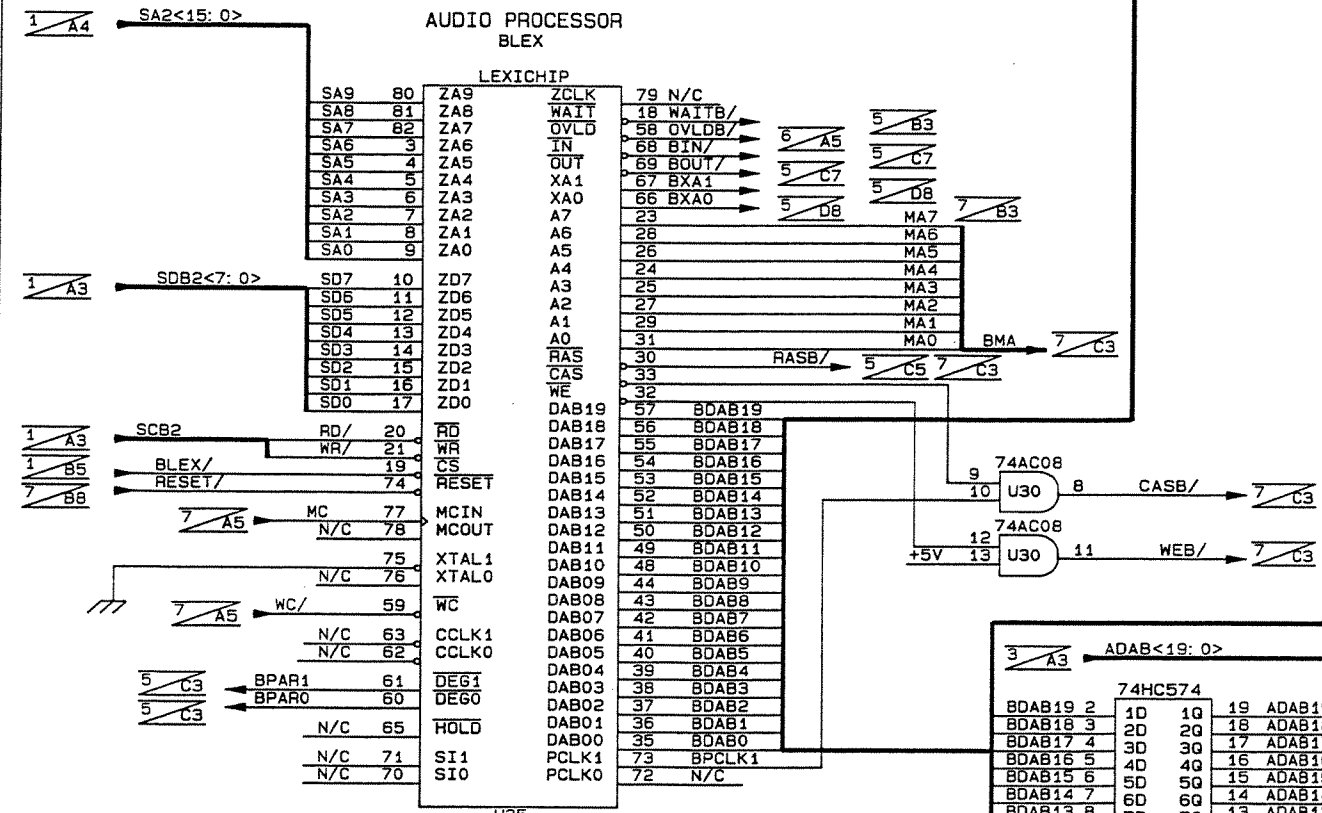
CONTRACT NO.	Lexicon 100 BEAVER ST., WALTHAM, MA 02154		
APPROVALS	DATE	TITLE	
DRAWN PF	1/25/88	SCHEM, DSP BD, M300 LEXICHIP A	
CHECKED JW	10/25/89	SIZE	NUMBER
D.C.	RW 10/25/89	D	060-07518
ISSUED PF	10/25/89	REV. 2	
SHEET 3 OF 7			

REVISIONS			
REV	DESCRIPTION	DRAFTER/CHECKER	D.C./AUTHORIZED
1	RELEASE FOR PRODUCTION	RW 10/20/89	JRW 10/23/89
2	CHANGED BCLK/ TO BCLKD/ PER ECO # 901126-00	JRW 10/24/89	JRW 10/25/89

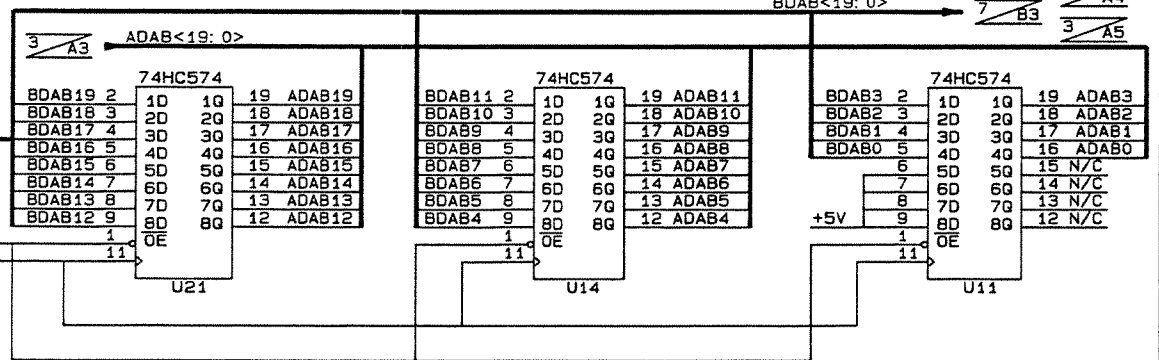
INPUT/OUT SHIFT REGISTERS



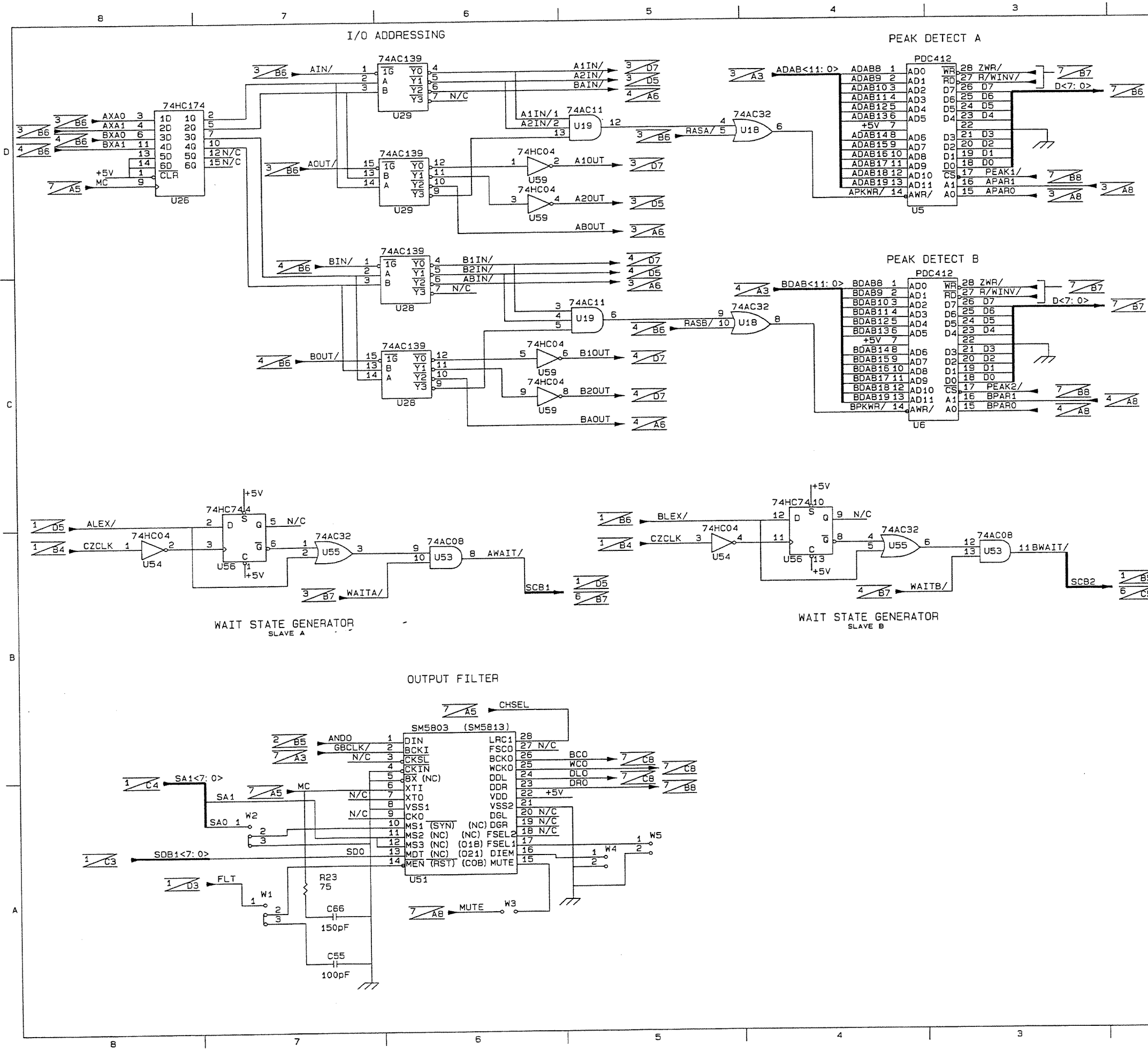
AUDIO PROCESSOR BLEX



XFER BLEX TO ALEX



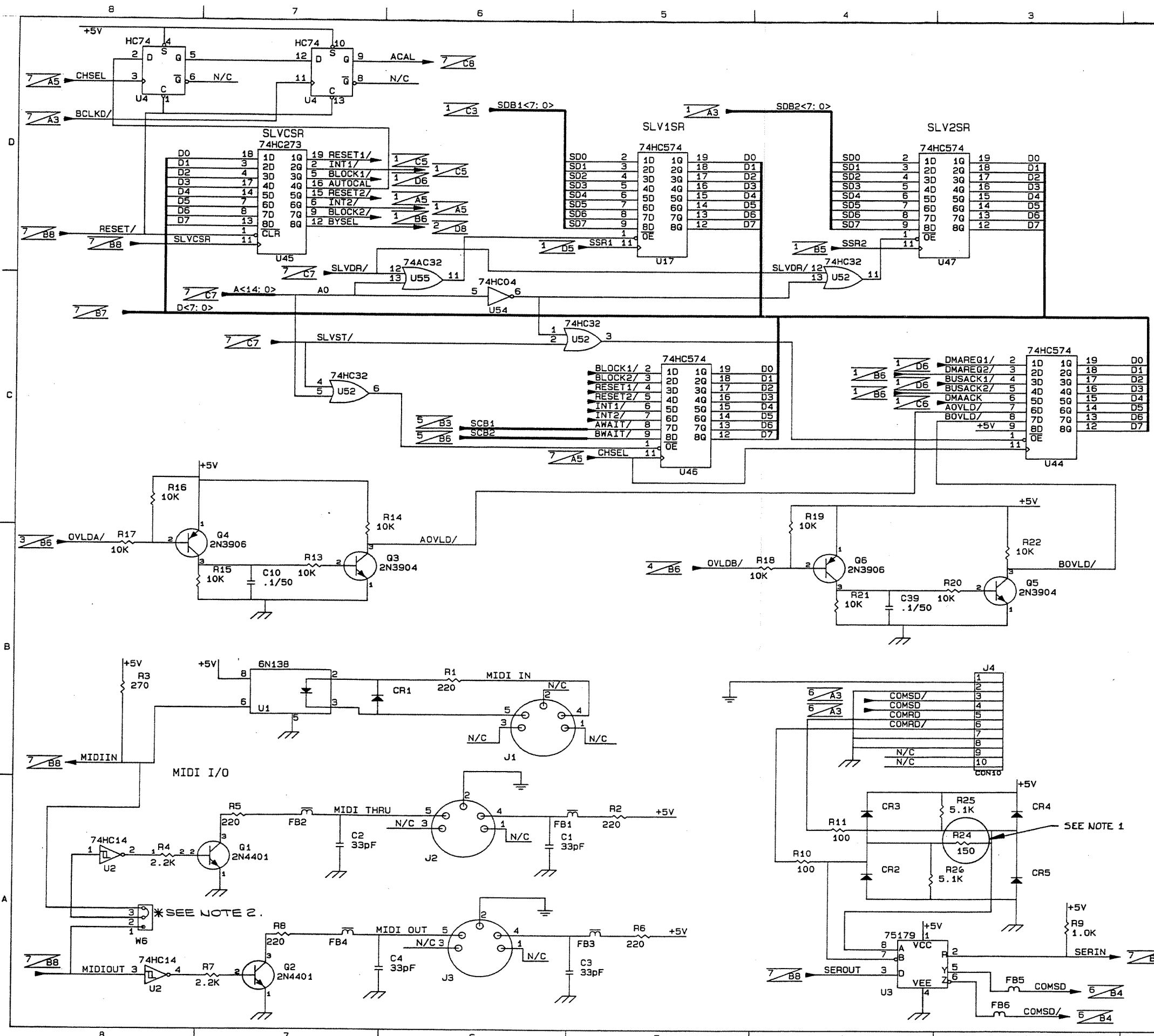
CONTRACT NO.	Lexicon		
	100 BEAVER ST. WALTHAM, MA 02154		
APPROVALS	DATE	TITLE	
	1/25/88	SCHEM, DSP BD, M300	
DRAWN	10/25/89	LEXICHIP B	
CHECKED		SIZE	CODE NUMBER
		D	060-07518
G.C.	RW 10/25/89	REV.	2
ISSUED	PF 10/25/89	SHEET 4 OF 7	



REVISIONS			
REV	DESCRIPTION	DRAFTER/CHECKER	D.C./AUTHORIZED
1	RELEASE FOR PRODUCTION	RW 10/20/89 JRW 10/23/89	RWH 10/25/89 PF 10/24/89
2	CHANGE PER ECO #891117-02.	RW 12/12/89 JRW 12/13/89	RWH 12/14/89 PF 12/14/89
3	CHANGE PER ECO # 900117-01-A	JRW 4/24/90	RW 5/8/90 JW 5/15/90
4	CHANGE PER ECO # 900117-01 AND CHANGED ZCLK TO CZCLK ON U54	RW 5/11/90 JRW 5-23-90	RWH 6-4-90 JW 6/5/90

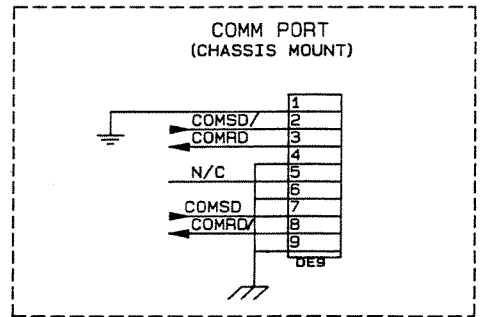
- W1: POSITION 1 (1-2) FOR 5803 (MODE SET ENABLE) POSITION 2 (2-3) FOR 5813 (RESET/)
- W2: POSITION 1 (1-2) FOR 5803 (MODE SET 1) POSITION 2 (2-3) FOR 5813 (SYNCHRONIZE MODE)
- W3: INSTALL FOR 5803. MUTE ACTIVE HIGH. OPEN FOR 5813. (INTERNAL PULL-UP)
- W4: INSTALL FOR 5803 TO DISABLE DIGITAL PRE-EMPHASIS, OPEN FOR 5813 (INTERNAL PULL-UP)
- W5: INSTALL FOR 18-BIT OUTPUT ON 5813, OPEN FOR 16-BIT. DON'T CARE FOR 5803

CONTRACT NO.		Lexicon	
		100 BEAVER ST. WALTHAM, MA 02154	
APPROVALS	DATE	TITLE	
DRAWN PF	1/25/89	SCHEM, DSP BD, M300 DSP IO	
CHECKED JRW	10/23/89	SIZE	CODE NUMBER
G.C. RW	10/25/89	D	060-07518
ISSUED PF	10/24/89	SHEET 5 OF 7	

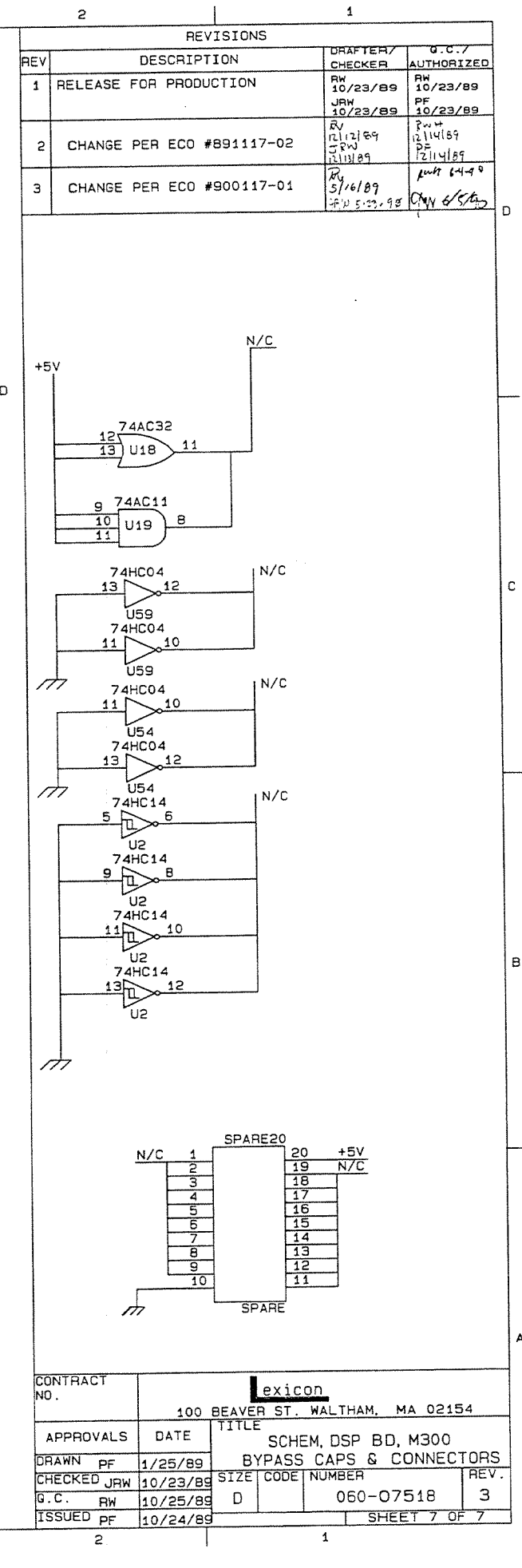
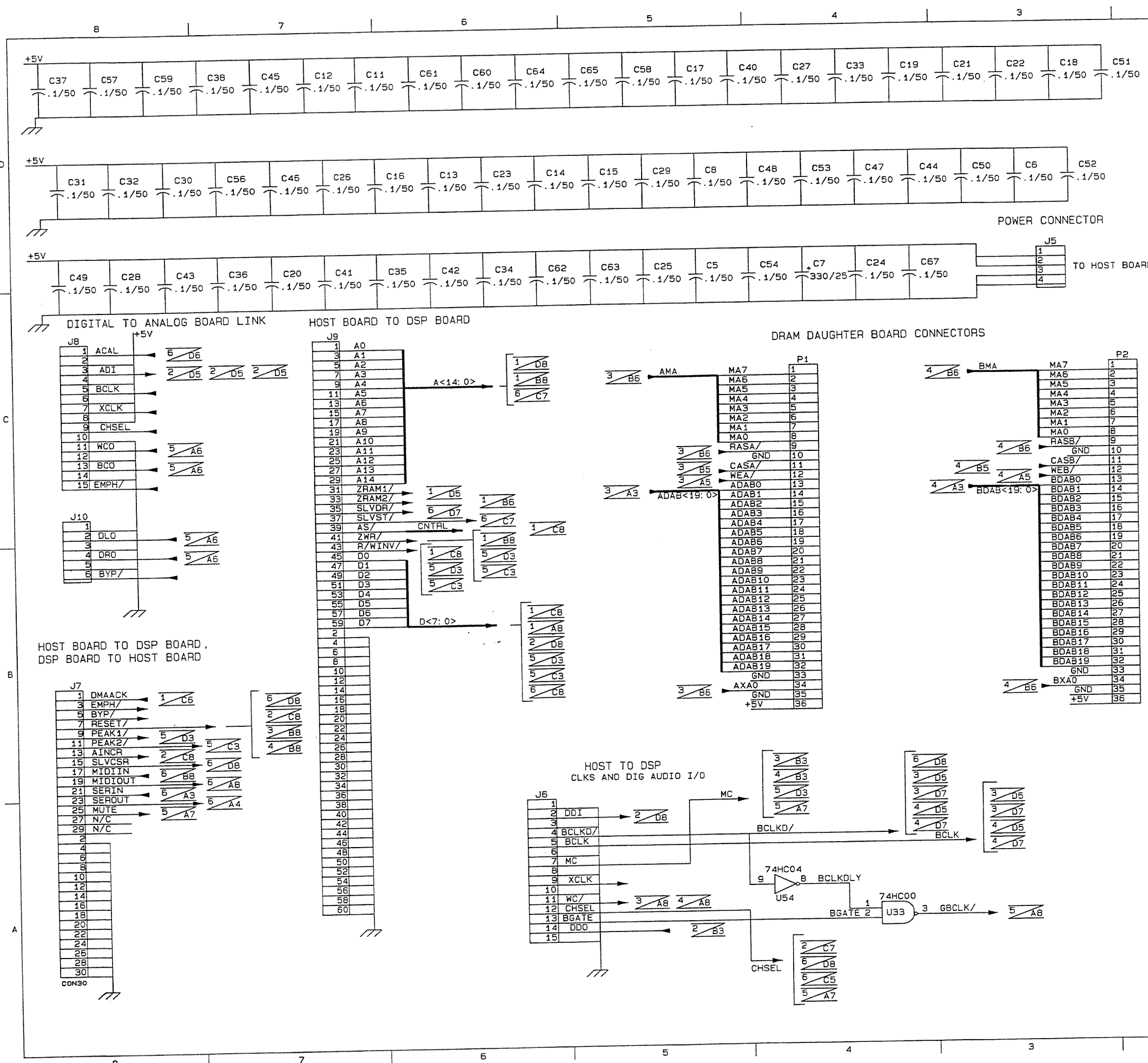


REVISIONS			
REV	DESCRIPTION	DRAWN/CHECKER	G.C./AUTHORIZED
1	RELEASE FOR PRODUCTION	JRW/10/24/89	RW/10/24/89
2	CHANGE PER ECO #900327-00	JRW/04/24/90	RW/04/24/90
3	CHANGE PER ECO #900815-00 & 900327-00-A	JRW/07/17/90	RW/07/17/90
4	SWAPPED W6.2 + W6.3, ALSO JUMPERED PINS 2+3 PER ECO 900815-00. CORRECTED SIGNAL NAMES ON COMM PORT DIAGRAM.	JRW/09/16/91	RW/09/16/91

- NOTES**
- R24 IS NOT INSTALLED.
 - W6 IS AVAILABLE ON REV. 4 BOARDS & HIGHER. W6 PINS 2 & 3 TO BE HARD WIRE JUMPERED ON REV. 4.



CONTRACT NO.	Lexicon 100 BEAVER ST. WALTHAM, MA 02154		
APPROVALS	DATE	TITLE	
DRAWN PF	01/25/89	SCHEM. DSP BD, M300	
CHECKED JRW	10/23/89	SIZE	CODE NUMBER
G.C. RW	10/25/89	D	060-07518
ISSUED PF	10/24/89	SHEET 6 OF 7	



REVISIONS			
REV	DESCRIPTION	DRAFTER/CHECKER	G.C./AUTHORIZED
1	RELEASE FOR PRODUCTION	RW 10/23/89 JRW 10/23/89	RW 10/23/89 PF 10/23/89
2	CHANGE PER ECO #891117-02	RW 12/12/89 JRW 12/13/89	RW 12/14/89 PF 12/14/89
3	CHANGE PER ECO #900117-01	RW 5/16/89 JRW 5-22-89	RW 6-4-89 PF 6/5/89

CONTRACT NO.	Lexicon 100 BEAVER ST. WALTHAM, MA 02154		
APPROVALS	DATE	TITLE	
DRAWN PF	1/25/89	SCHEM, DSP BD, M300 BYPASS CAPS & CONNECTORS	
CHECKED JRW	10/23/89	SIZE	NUMBER
G.C. RW	10/25/89	D	060-07518
ISSUED PF	10/24/89	REV. 3	