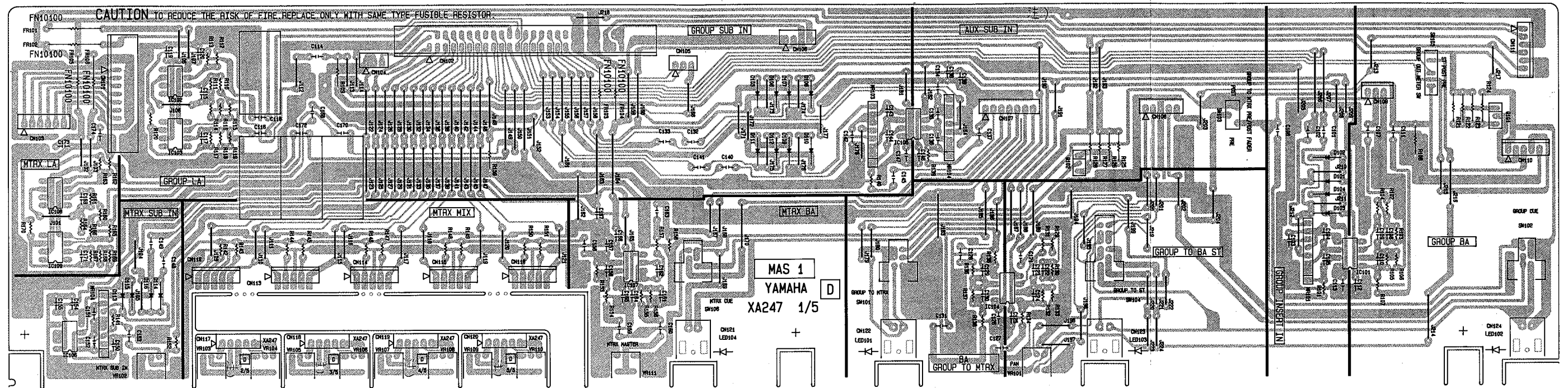
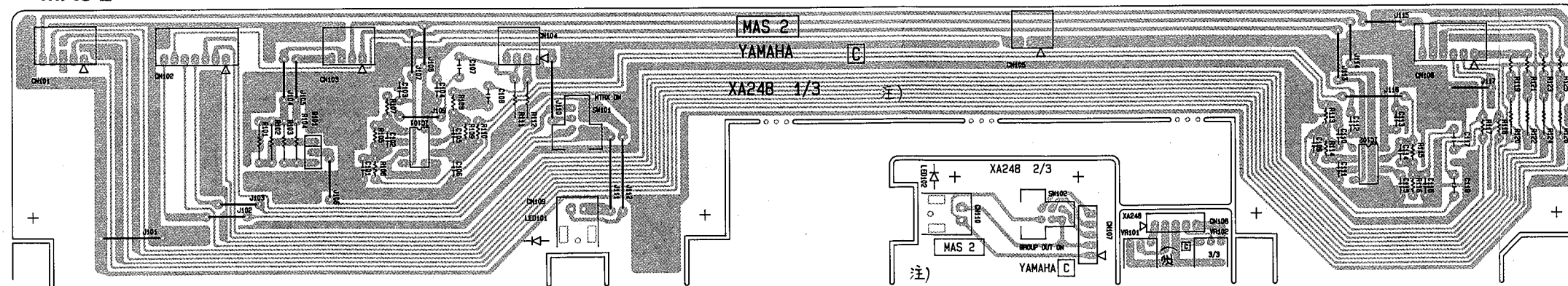


● MAS 1



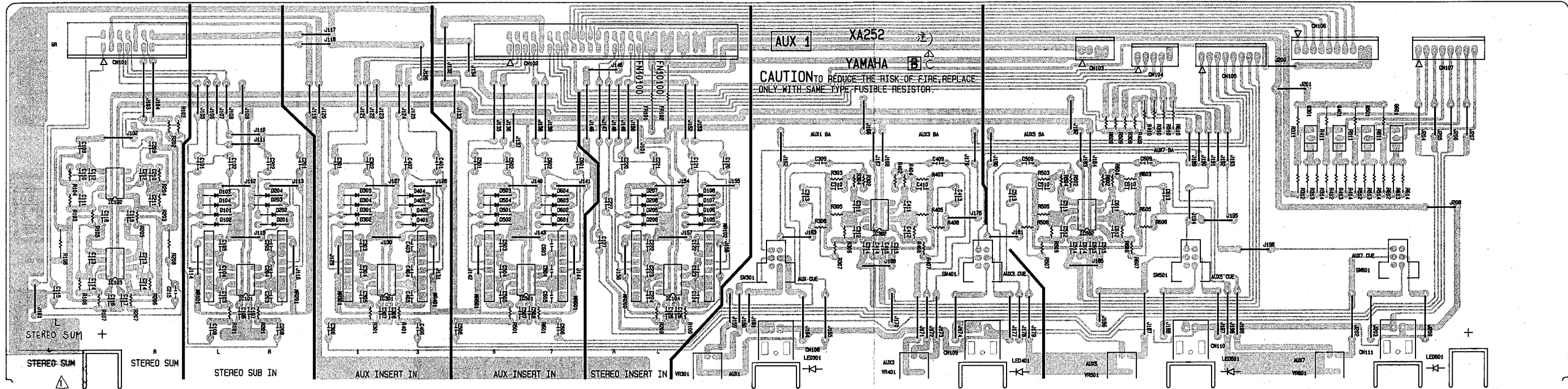
1. Circuit Board : XA247
2. IC
102, 103, 108, 109 : NE5534
101, 104 ~ 107 : NE5532P
3. Tr
101, 102 : 2SC2021
4. DI
101 ~ 116 : 1SS82
5. Resistor Array
MR101 ~ 104 : RKL4A-103F (VA249500)
6. Fuse Resistor
FR101 ~ 106 : (HW904100)
7. Rotary Resistor
VR102 : A20K (VA255100)
111 : A10K (VA255900)
103 ~ 110 : A20K (VA256000)
101 : A20K-C20K (VA255400)
8. Slide Switch
SW103 : SSS212 (KA401270)
105 : SSS313 (KA401360)
9. Push Switch
SW101, 102, 106 : (VA258000)
104 : (VA258100)

● MAS 2



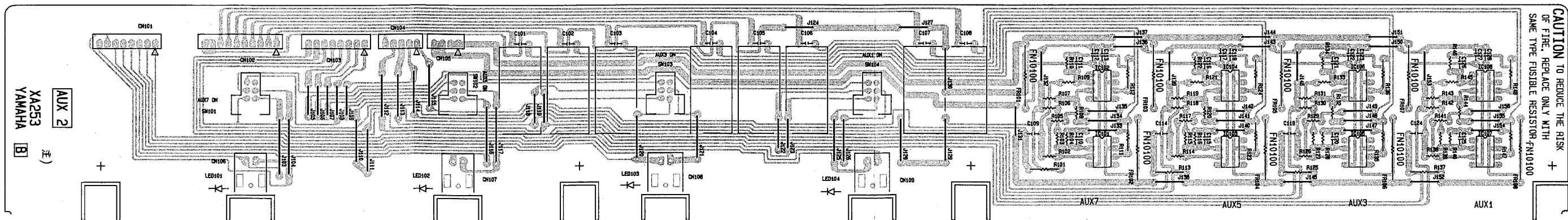
1. Circuit Board : XA248
2. IC
101, 102 : NE5532P
3. Tr
101 : 2SC2021
4. Rotary Potentiometer
VR101, 102 : A20K (VA256000)
5. Push Switch
SW101, 102 : (VA258000)

● AUX 1



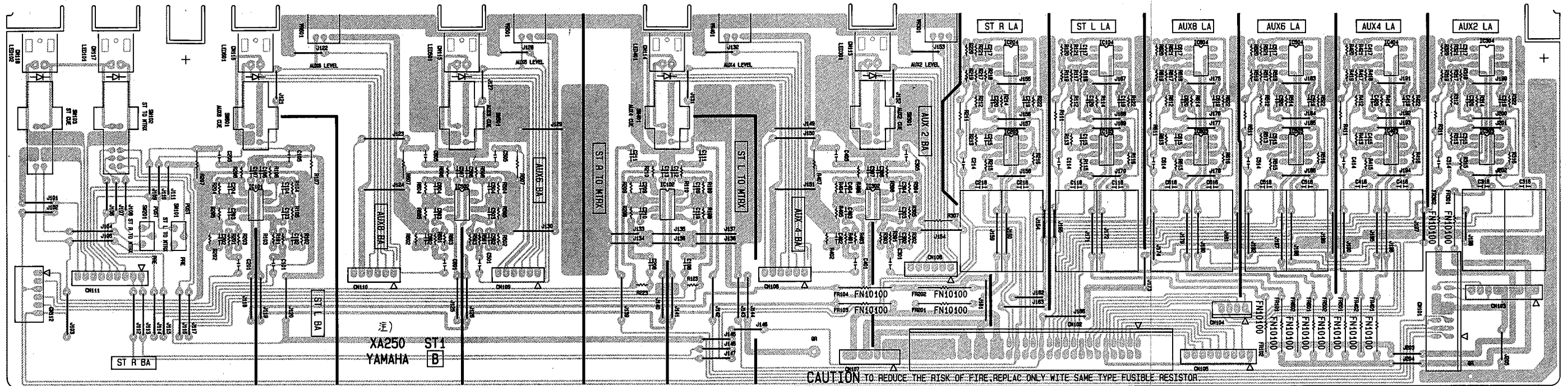
- 1. Circuit Board : XA252
- 2. IC
101 ~ 104, 301, 302, 501, 502 : NE5532P
- 3. Tr
301, 401, 501, 601 : 2SC2021
- 4. DI
101 ~ 108, 201 ~ 208, 301 ~ 304,
401 ~ 404, 501 ~ 504, 601 ~ 604 : 1SS82
- 5. Resistor Array
MR101, 102, 201, 202, 301, 401,
501, 601 : RKL4A-103F (VA249500)
- 6. Fuse Resistor
FR101, 102 : (HW904100)
- 7. Rotary Potentiometer
VR301, 401, 501, 601 : A10K (VA255900)
- 8. Push Switch
SW301, 401, 501, 601 : (VA258000)

● AUX 2



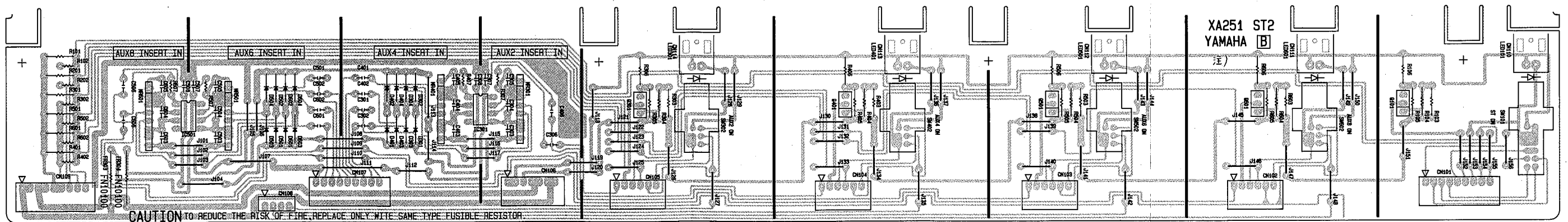
- 1. Circuit Board : XA253
- 2. IC
101 ~ 108 : NE5534P
- 3. Fuse Resistor
FR101 ~ 108 : (HW904100)
- 4. Push Switch
SW101 ~ 104 : (VA258000)

● ST 1



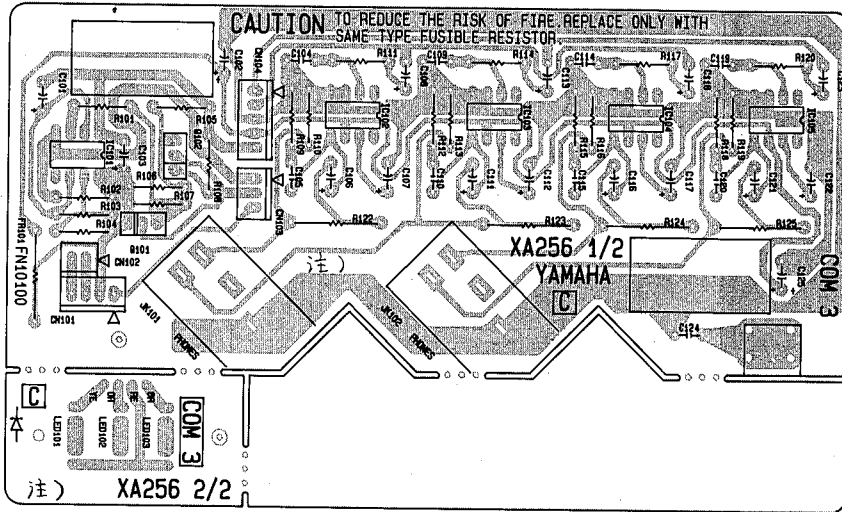
- 1. Circuit Board : XA250
- 2. IC
103, 104, 203, 204, 303, 304,
403, 404, 503, 504, 603, 604 : NE5534P
101, 102, 302, 502 : NE5532P
- 3. Rotary Potentiometer
VR301, 401, 501, 601 : A10K (VA256000)
- 4. Fuse Resistor
FR101 ~ 104, 201, 202, 301, 302,
401, 402, 501, 502, 601, 602 : (HW904100)
- 5. Slide Switch
SW101, 201 : SSS212 (KA401270)
- 6. Push Switch
SW301, 401, 501, 601 : (VA258000)
102, 103 : (VA258100)

● ST 2



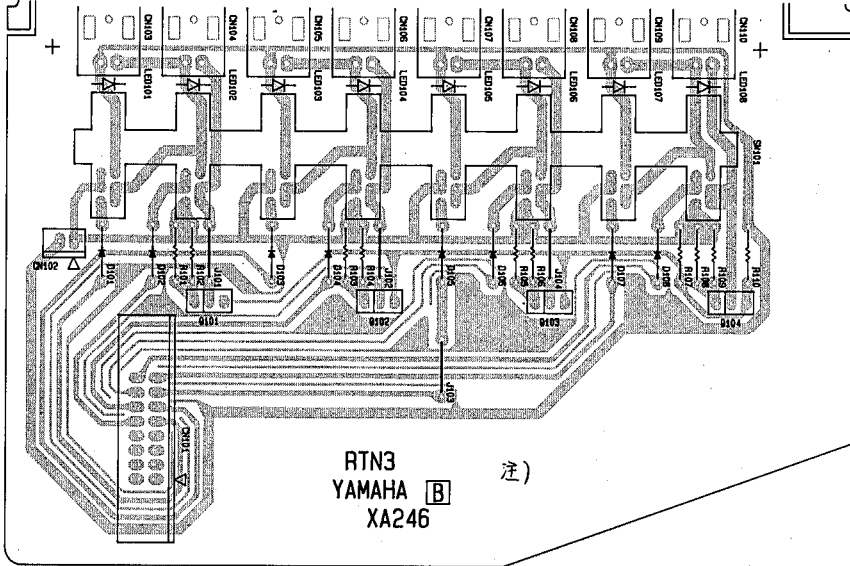
- 1. Circuit Board : XA251
- 2. IC
301, 501 : NE5532P
- 3. Tr
101, 301, 401, 501, 601 : 2SC2021
- 4. DI
301 ~ 304, 401 ~ 404,
501 ~ 504, 601 ~ 604 : 1SS82
- 5. Resistor Array
MR301, 401, 501, 601 : 10KA
- 6. Fuse Resistor
FR303, 304 : (HW904100)
- 7. Push Switch
SW301, 401, 501, 601 : (VA258000)
101 : (VA258100)

● COM 3



1. Circuit Board: XA256
2. IC
 - 101 : NJM555
 - 102 ~ 105 : NJM386D
3. Tr
 - 101 : 2SA937
 - 102 : 2SC2021
4. LED
 - 103 : LN0202RP2 (VA273400)
 - 101 : LN0202GP3 (VA273500)
 - 102 : LN0202YP4 (VA273600)
5. Fuse Resistor
 - FR101 : (HW904100)
6. Phone Jack
 - JK101, 102 : (LB205220)

● RTN 3

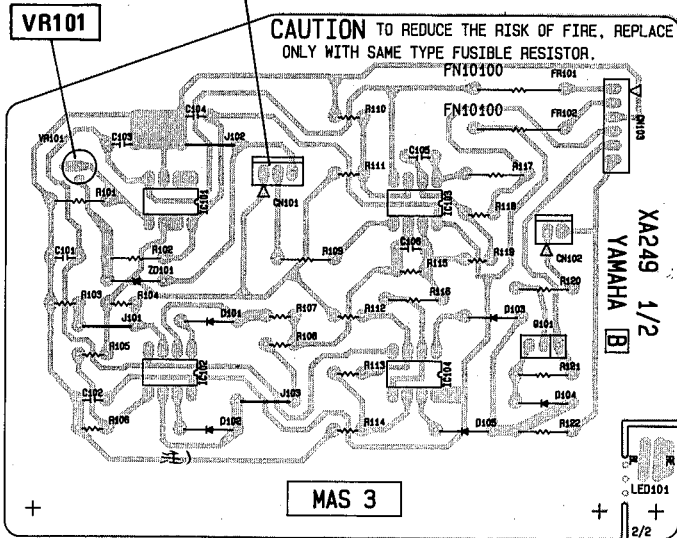


1. Circuit Board : XA246
2. Tr
101 ~ 104 : 2SC2021
3. D1
101 ~ 108 : 1SS82
4. Push Switch
SW101 : (VA273300)

● MAS 3

CN101-①

● VCA MASTER Voltage Adjustments



1. Circuit Board : XA249
2. IC
101 ~ 104 : NJM2041DD
3. Tr
101 : 2SC2021
4. DI
101 ~ 105 : 1S1555
ZD101 : RD5.6EB2
5. LED
101 : LN328GP (VA264700)
6. Fuse Resistor
FR101, 102 : (HW904100)
7. Trimmer Potentiometer
VR101 : B50K (HT560090)