


LUCAS

Quality

EQUIPMENT

& SPARE PARTS



SUPERSESSION CHARTS FOR UNITS AND PARTS

It will be appreciated that many of the older units and components are no longer available, and every endeavour is made to replace them with more modern and improved types. It should, perhaps, be emphasised that the components selected will always satisfactorily replace those originally fitted.

DETAILED SPARE PARTS

In this new edition of our catalogue the spare parts under this heading has been greatly enlarged to include not only recommended spares, but many other parts which will enable more extensive repairs to be undertaken. It should also be noted that the item "Sundry parts, set", which includes a supply of screws, rivets, washers, etc., has been broken down into individual items, so that a quantity of any item may be ordered as required.

ALTERATIONS TO PRICES AND SPECIFICATIONS

We reserve the right to alter any prices or specifications at any time without notice. All goods are sold subject to prices and conditions ruling at the time of delivery.

ORDERING QUANTITIES

Please clearly state quantity required. For example: 1 or 6; 1 packet or 6 packets. Certain components are supplied in packets of 10. Large quantities of such items should be ordered in packet multiples. For example: 1 packet=10 pieces; 6 packets=60 pieces.

EXHIBITION

The goods listed herein are sold on the condition that they are not to be exhibited by any person, firm or company at any exhibition without our written authority.

TELEGRAPHIC CODE

It is usually necessary to telegraph only in cases of urgency. To save time and expense, we suggest that the following code be used:

LABAR ..	Send by Post.	LACH ..	Send by Registered Post.
LACER ..	Send by Parcel Post.	AIRMA ..	Send by Air Mail.

USE OF PATTERNS

When parts are sent to us as patterns they should be carefully labelled, indicating the name and address of the sender together with reference or order number, which will enable us to deal with the matter properly. In all cases an indication should be given of the unit from which the part has been removed.

GUARANTEE

All usual and reasonable precautions have been taken to ensure excellence of materials and workmanship, and in the event of any defect which is not caused by wear and tear, misuse, accident, or negligence, being disclosed within six months of its being put into use, we will either supply new parts or components in exchange for those defective, or repair such defective parts or components, free of charge. We do not undertake to dismantle or reassemble, or bear the cost of dismantling or reassembling any such part or component on the vehicle or chassis. This undertaking shall be deemed to exclude any and every other obligation whatsoever, and all liability for any loss or damage, howsoever or whensoever caused or arising, except the cost of replacement or repair in accordance with this undertaking.

COPYRIGHT. All rights reserved. No part of this publication may be reproduced without permission.

JOSEPH LUCAS (EXPORT) LIMITED · 46 PARK STREET · LONDON W.1

Equipment Specification

The Lucas Equipment shown in the following specifications is that fitted to the vehicles originally. It will be noticed that certain items are starred. These are no longer obtainable, and reference should be made to the Supersession Chart, in the section of the catalogue concerned, where a suitable substitute will be found. Replacement parts for all the units shown in these specifications are tabulated in various sections of this catalogue.

16 h.p. Saloon, 1939-54

A.C. CARS

Unit	Year	Part No.	Unit	Year	Part No.	Unit	Year	Part No.
Ammeter	1939	*369169	LAMPS, Head— <i>continued</i>			Steering column control	1952-54	32848A/E
"	1948-50	*36037A	Export, dip left, L.H. and R.H.	1948-49	*50799D	Suppressor	1954	78114A
"	1951-54	36105A	ditto	1950	*50445K	Switches		
Battery	1939-51	SLT13A	ditto	1951-52	*50799D	Dipper	1948-54	31284A
"	1952-54	GT11A	ditto Later	1952-53	*50959A	Foglamp	1949-50	*31285A
Coil, ignition	1939-54	45020A/B	ditto	1954	51344A	"	1951-54	31201B
Control box	1939	*336182	Export, dip right	1948-49	*A50799D	Knob		316231
"	1948-51	37065E	" Later	1950-52	*A50445K	Lighting and ignition	1939	*344927
"	1952-54	*37048E	Export, dip right, L.H. and R.H.	1952-53	*50528M	"	1948-49	*34035A
Distributor	1939	*405974	Export Europe (not France), L.H. and R.H.	1954	51345A	"	1950-54	*34062A
"	1948-49	40143A/D	ditto Later	1952-53	*50961A	Panel	1939-49	*31285A
"	1950-54	40143E/F	ditto	1954	51346A	"	1950-54	*31271A
Fuse box	1951	385211	Export France, L.H. and R.H.	1949 &		Solenoid, starting motor	1949	76022B
"	1952-54	*37154A	ditto	1951-52	*50808D	"	1950-54	76411D
Generator	1939	*238358	ditto Later	1952-53	50978A	Starting motor, solenoid operating	1939-49	*31300A
"	1948-54	22428A	ditto	1954	51411A	ditto	1950-54	31272A
Horn			ditto	1939	*523504	Stop lamp	1948-51	31281B
Low note	1948-49	*69021A	ditto	1948-54	*53107A	Spring		315543
High note	1948-49	*69022A	Number plate	1953-54	52162B/D	Windshield wiper	1951-54	*31271A
Low note	1950-54	69011F	"	1948-54	*53107A	Terminal block	1948-53	37082A
High note	1950-54	69012F	Reverse	1953-54	52162B/D	" Later	1953-54	*37088A
Horn relay	1950-54	33135B	Side	1939	*523529	Trafficators	1939	*539971
Junction box	1939	78266B	"	1948	52120B/E	"	1948-50	*54018D
LAMPS			"	1949	*52143A	"	1951-52	*54039A
Fog	1950-51	*55010A	"	1950-51	52160A	"	1953-54	54044D
"	1952	*55055B	"	1952-54	*52143A	Warning light (ignition)	1948-54	*38013B
"	1952	*55084A	Stop tail	1948	*53082A	Windshield wipers	1939	734751
" Later	1952	*55084A	"	1949	53131B	"	1948-49	072599
"	1953-54	*55055B	"	1950-54	53178B/D	"	1950	072693
Head			"	1948	*53077A	"	1951	072699
Home, L.H.	1939	*504048	Stoptail and number plate (Export)			" Later	1951-54	072776
" R.H.	1939	*504049	Tail and number plate (Export Norway)	1948-52	53007B	Arm, wiper	1939	*727947
"	1948-49	*50799D	Mirror	1951-54	*062553	"	1948-50	735098
" R.H.	1948-49	*50579K	"	1951-54	39007A	" L.H.	1951-54	737557
"	1950	*50445K	Panel light	1939	*255230	" R.H.	1951-54	737453
"	1950	*50446K	Starting motor	1948-49	*256011	Blade, wiper	1939	727707
" L.H.	1951-52	*50799D	"	1950-54	*25532A/B	"	1948-50	727759
" R.H.	1951-52	*50579K	Steering column control	1948-51	32754B/F	"	1951-54	*737572
" L.H. and R.H. Later	1952-53	*50959A						
"	1954	51344A						

Invalid Carriage, 1947-53

A.C. CARS

Unit	Year	Part No.	Unit	Year	Part No.	Unit	Year	Part No.
Ammeter	1947-50	*369001	LAMPS— <i>continued</i>			Switches— <i>continued</i>		
"	1951-53	36151A	Tail and number plate	1947-51	A53007B	Starting motor	1950-53	76427B
Battery	1947-53	SLG11E	"	1952-53	A53182B	Adaptor plate		78275A
Coil, ignition	1952-53	45036A	Starting motor	1947-52	25032A	Starting motor, solenoid operating	1947-49	*31071A
Control box	1947-53	37054E	" Later	1952-53	25037A	Stop lamp	1947-53	31281B
Distributor	1952-53	40079D	Steering column control	1947-51	32831B/F	Spring		*315737
Fuse box	1947-53	385211	Switches			Trafficator	1952-53	31311A
Generator	1947-53	*22006B	Dipper	1947-48	31284A	"	1949-51	*54042A
Junction box	1947-53	78266B	Horn push	1952-53	76210A	"	1952-53	54046A/D
LAMPS			Lighting and ignition	1947-48	*34035A	Warning light (ignition)	1947-53	*38012B
Head			Solenoid, starting motor	1949-53	*34075A	Windshield wipers	1949-53	072682
Home, L.H. and R.H.	1947-49	*50792B	" (yoke fixing)	1947-48	76022B	Arm, wiper	1949-50	735098
"	1950-51	50572F	Solenoid, starting motor (flat fixing)	1949	*076014	Blade, wiper	1951-53	735133
"	1952-53	51033A		1949	*076016	"	1949-53	727759
Side	1947-51	A52157A						
"	1952-53	*A52040A						

'Petite', 1953-54

A.C. CARS

Unit	Year	Part No.	Unit	Year	Part No.	Unit	Year	Part No.
Battery	1953-54	GLT7A	LAMPS— <i>continued</i>			Switches— <i>continued</i>		
Control box	1953-54	37138B	Side	1953-54	52139B	Stop lamp	1953	31281B
Fuse box	1953-54	*37130A	Stop tail and number plate	1953-54	53244B	"	1954	31082B
Generator	1953-54	22258D	Mirror	1953	*062567	"	1953	315543
LAMPS			Starting motor	1953	25034A/B	Trafficator	1953-54	31311A
Head			" Later	1953-54	25047A	Suppressor	1953-54	78105A
Home, dip left, L.H. and R.H.	1953-54	51344A	Switches			Trafficators (De Luxe Model)	1953-54	54044D
Export, dip left, L.H. and R.H.	1953-54	51344A	Door	1953	*31222A	Warning light (red glass)	1953-54	*38013B
Export, dip right, L.H. and R.H.	1953-54	51345A	Earthing	1953-54	*31071A	" (green glass)	1953	38054A
Export Europe (not France), L.H. and R.H.	1953-54	51346A	Lighting and horn push	1953-54	34074A	Windshield wipers	1953-54	75196A
Export France, L.H. and R.H.	1953-54	51411A	Panel	1953-54	31201B	Arm, wiper	1953-54	*735061
			Knob		316231	" (De Luxe Model)	1953-54	*735077
			Starting motor	1953-54	76423A	Blade, wiper	1953-54	727803
			Coupling		764428	" (De Luxe Model)	1953-54	727759

'Le Mans', 1951-54

A.F.N.

Unit	Year	Part No.	Unit	Year	Part No.	Unit	Year	Part No.
Ammeter	1951-52	*36110A	Horn	1951	069344	LAMPS, Head— <i>continued</i>		
"	1953-54	36099E	Low note	1952-54	69011F	Export, dip left, L.H. and R.H.	1951	*50821D
Battery	1951-54	GT7A	High note	1952-54	69012F	ditto Later	1951-52	*50995A
Coil, ignition	1951-54	45012A/D	LAMPS			ditto	1953-54	*51353A
Control box	1951-54	37065E	Dash	1952-54	*56021A	Export, dip right, L.H. and R.H.	1951	*A50821D
Distributor	1951-53	40109D	Head			ditto Later	1951	50775B
"	1953-54	40346A	Home, dip left, L.H. and R.H.	1951	*50821D	ditto	1952	50877B
Fuse box	1951-54	*37137A	ditto Later	1951	*50995A	ditto	1952	50877B
Generator	1951-52	*22250E/F	Home, dip left, L.H. and R.H.	1952	*50895B	ditto Later	1952-54	*51355A
"	1952-54	22258D	"	1953-54	*51353A			

* See Supersession Chart

NOTE:—Before ordering Steering Column Controls or Windshield Wipers refer to the respective detailed parts sections.

continued



ROLLS-ROYCE

'Silver Dawn', 1953-54

Table with columns: Unit, Year, Part No., Unit, Year, Part No., Unit, Year, Part No. for 'Silver Dawn' models.

ROLLS-ROYCE

'Silver Wraith', 1946-54

Table with columns: Unit, Year, Part No., Unit, Year, Part No., Unit, Year, Part No. for 'Silver Wraith' models.

ROVER

10 h.p. and 12 h.p., 1939-47

Table with columns: Unit, Year, Part No., Unit, Year, Part No., Unit, Year, Part No. for Rover 10 h.p. and 12 h.p. models.

ROVER

14 h.p. and 16 h.p., 1939-47

Table with columns: Unit, Year, Part No., Unit, Year, Part No., Unit, Year, Part No. for Rover 14 h.p. and 16 h.p. models.

* See Supersession Chart



14 h.p. and 16 h.p., 1939-47—continued

ROVER

Unit	Year	Part No.	Unit	Year	Part No.	Unit	Year	Part No.
<i>Switches—continued</i>			<i>Switches—continued</i>			<i>Warning lights—continued</i>		
Ignition	1939-47	*312272	Petrol reserve .. .	1939-47	*314144	Ignition .. .	1946-48	*38015B
Interior light .. .	1939	*314404	Reverse lamp .. .	1939-47	31077A	Oil .. .	1939-40	*318651
Lighting .. .	1940-47	*314614	Solenoid, starting motor .. .	1939-47	*760080	.. .	1946-47	38018B
Panel .. .	1939-47	359013	Stop lamp .. .	1939-47	31281B	Windshield wipers (Saloon) .. .	1939-40	734419
Knob .. .	1946-47	768380	Trafficators .. .	1940-47	*539911	" (Sports) .. .	1939-40	734420
Petrol/oil .. .	1939	*768374	Warning lights .. .	1947	*38034B	" .. .	1946-47	72549A
" .. .	1940-47	*314231	Choke .. .	1939-40	*318596	Arm, wiper .. .	1939-47	735052
			Ignition .. .			Blade, wiper .. .	1939-47	727759

20 h.p., 1939-40

ROVER

Unit	Year	Part No.	Unit	Year	Part No.	Unit	Year	Part No.
<i>AMMETER</i>			<i>LAMPS—continued</i>			<i>Switches—continued</i>		
Ammeter .. .	1939	*364430	Head .. .			Interior light .. .	1940	*314614
Battery .. .	1940	*364595	Home, L.H. .. .	1939-40	*509301	Lighting .. .	1939-40	359013
Coil, ignition .. .	1939	SG9A	" R.H. .. .	1939-40	*509302	Petrol reserve valve .. .	1939-40	*314144
Control arm .. .	1940	BNW9A	" L.H. .. . Later	1939-40	*509324	Petrol/oil .. .	1939	*314187
Distributor .. .	1939-40	45020A	" R.H. .. .	1939-40	*509325	Reverse lamp .. .	1940	*314231
Generator .. .	1939	*310801	Reverse tail and number plate .. .	1939-40	*523867	Solenoid, starting motor .. .	1939-40	31077A
Horn .. .	1940	*310818	Side .. .	1939-40	*524322	Stop lamp .. .	1939-40	*760080
Low note .. .	1939-40	*334572	Stop tail and number plate .. .	1939-40	*523824	Spring .. .	1939-40	31281B
High note .. .	1939	*405985	Mirror .. .	1939-40	*580651	Trafficators .. .	1939-40	*539911
LAMPS .. .	1940	*407349	Petrol reserve valve .. .	1939-40	780060	Warning lights .. .	1939-40	*318596
Fog .. .	1939-40	*22447A	Starting motor .. .	1939-40	*270243	Ignition .. .	1939-40	*318651
			Steering column control .. .	1939	323243	Trafficator .. .	1939-40	735375
			Switches .. .	1940	323762	Windshield wipers .. .	1939-40	735052
			Ignition .. .	1939-40	*312272	Arm, wiper .. .	1939-40	727759
			Interior light .. .	1939	*314404	Blade, wiper .. .	1939-40	

'60', 1948-49 and 1954

ROVER

Unit	Year	Part No.	Unit	Year	Part No.	Unit	Year	Part No.
<i>AMMETER</i>			<i>LAMPS, Head—continued</i>			<i>Switches—continued</i>		
Ammeter .. .	1948-49	*364595	Export France .. .	1954	51393A	Panel .. .	1948-49	768380
Battery .. .	1954	36119A	Number plate .. .	1948-49	*53093E	Knob .. .	1954	*768374
Coil, ignition .. .	1948-49	SG9A	" (N.A.D.A.) .. .	1954	53258B	Panel .. .	1954	78291A
Control box .. .	1954	GT9A	Reflex reflector (front) Home .. .	1954	53097E	Knob .. .	1948-49	768883
Distributor .. .	1948-49	45012A/B	Side .. .	1948-49	*52099A	Petrol reserve .. .	1954	*314144
Flasher unit .. .	1954	45046A	" L.H. .. .	1954	52219A	Oil .. .	1948-49	*314231
Fuse box .. .	1948	*40103D	" R.H. .. .	1954	52220A	Reverse lamp .. .	1954	*31355A
Generator .. .	1949	40154A	Side flasher .. .	1954	53210A	Solenoid, starting motor .. .	1948-49	31077A
Horn .. .	1954	40410A	Stop tail and reverse .. .	1948-49	*53123A	Adaptor plate .. .	1954	31422A
Low note .. .	1948-49	*69006B	Stop tail .. .	1954	53199B	Starting motor, solenoid operating .. .	1948-54	76411D
High note .. .	1948-49	*69007B	" (N.A.D.A.) .. .	1954	53153E	Trafficator control arm .. .	1954	78275A
Low note .. .	1954	69011F	Mirror .. .	1948-49	*580652	Stop lamp .. .	1948-54	31281B
High note .. .	1954	69012F	Petrol reserve valve .. .	1954	062573	Trafficator control arm .. .	1954	31244B
Horn relay .. .	1949	*22429D/E	Starting motor .. .	1948-49	78007A	Windshield wiper .. .	1948-49	*31080A
Junction box .. .	1949	*22429F/H	Steering column control .. .	1954	78021A	Knob .. .	1954	31369A
LAMPS .. .	1954	22258D	Switches .. .	1948-49	25514A	Terminal block .. .	1954	316632
Boot .. .	1954	53235B	Choke .. .	1948-49	25514B	Trafficators .. .	1948-49	*54018D
Fog .. .	1948-49	*55055B	" .. .	1954	32874A/B	Warning lights .. .	1954	54044A/D
Head .. .	1954	*55084B	Dipper .. .	1954	31109B	Choke .. .	1948-49	*38034B
Home, L.H. .. .	1948-49	50741A	Door .. .	1954	31077A	Ignition .. .	1954	*38083A
" R.H. .. .	1948-49	50742A	Foglamp .. .	1954	*31372A	" .. .	1948-49	*38015B
L.H. and R.H. .. .	1954	51073A	Knob .. .	1954	31201B	" .. .	1954	*38091A
Export, L.H. .. .	1948-49	50741A	Heater or fan .. .	1948-49	314026	Main beam .. .	1954	*38069A
" R.H. .. .	1948-49	50743A	Knob .. .	1954	*78212A	Oil .. .	1954	*38082A
Export, dip left, L.H. and R.H. .. .	1954	51073A	Heater or fan .. .	1954	768473	Windshield wipers .. .	1948-49	072595
Export, dip right .. .	1954	*51391A	Knob .. .	1954	31248A	" .. .	1954	072787
Export (N.A.D.A.) .. .	1954	51394A	Ignition .. .	1948-49	316352	Wheelbox .. .	1948-49	72631B
Export Europe (not France) .. .	1954	51392A	" .. .	1954	*312272	Arm, wiper .. .	1948-49	*737509
			Interior light .. .	1948-49	31187D	" .. .	1954	741450
			Lighting .. .	1948-49	*314129	Blade, wiper .. .	1948-49	*737516
			" (Headlamp) .. .	1954	34039A	" L.H.D. .. .	1954	*738723
			" (Side lamp) .. .	1954	31299A	" R.H.D. .. .	1954	*738719
			Knob .. .	1954	31331A			
					316686			

'75', 1948-54 and '90', 1954

ROVER

Unit	Year	Part No.	Unit	Year	Part No.	Unit	Year	Part No.
<i>AMMETER</i>			<i>LAMPS—continued</i>			<i>LAMPS—continued</i>		
Ammeter .. .	1948-49	*364595	Head .. .			Home, L.H. .. .	1948-49	50741A
Battery .. .	1950	*36087A	Home, L.H. .. .	1948-49	*69006B	" R.H. .. .	1948-49	50742A
Coil, ignition .. .	1952-54	36119A	" R.H. .. .	1950-51	*69007B	" .. .	1950-51	*50857B
Control box .. .	1948-49	SG9A	" L.H. .. .	1950-54	69011F	" .. .	1950-51	50858A
Distributor ('75') .. .	1950-54	GT9A	" R.H. .. .	1950-54	69012F	" .. .	1951	50974B
" ('90') .. .	1948-50	45012A/B	" L.H. and R.H. .. . Later	1950-53	69032A	Export, L.H. .. .	1952-54	51073A
Flasher unit .. .	1951-52	*45039A	Low note (Export) .. .	1950-53	69033A	" R.H. .. .	1948-49	50743A
Fuse box .. .	1953-54	45046A	High note .. .	1952-54	33116B	Export, dip left, L.H. and R.H. .. .	1950-51	*50857B
Generator .. .	1948-51	37076E	Horn relay .. .	1948-54	78264B	ditto .. . Later	1951	50974A
Horn .. .	1952-54	37139D	Junction box .. .	1951-54	78265B	ditto .. .	1952-54	51073A
Low note .. .	1948	40105B	LAMPS .. .			Export, dip right, L.H. and R.H. .. .	1950-51	*A50857B
High note .. .	1949	40155A/B	Boot .. .	1950-51	53163A	" .. .	1951	*50975A
" .. .	1950-53	40200D	Fog .. .	1952-54	53235B	ditto .. .	1952	50528M
" .. .	1953-54	40283F	" .. .	1948-49	*55055B	ditto .. .	1953	*51391A
" .. .	1954	40408A	" .. .	1950	*55074B	ditto .. .	1954	*51247A
" .. .	1954	35003A	" .. .	1951	55080B			
" .. .	1952-54	033239	" .. .	1952	*55055B			
" .. .	1948	*22429A	" .. .	1953	*55084B			
" .. .	1949	*22429D/E	" .. .	1954	*55055B			
" .. .	1950-52	*22429F/H						

* See Supersession Chart
N.A.D.A. .. North American Dollar Area

NOTE:—Before ordering Steering Column Controls or Windshield Wipers refer to the respective detailed parts sections.

continued



Equipment Specification

ROVER—S.S.

ROVER

'75', 1948-54 and '90', 1954—continued

Unit	Year	Part No.	Unit	Year	Part No.	Unit	Year	Part No.
LAMPS, Head—continued			Switches—continued			Switches—continued		
Export (N.A.D.A.)	1951	50919B	Choke	1948-49	31109B	Starting motor, solenoid operating	1950-51	31253A
" "	1952	50807B	" "	1950	*31273A	" "		317363
" "	1953-54	*51394A	" "	1951-54	31077B	" "		
Export Europe (not France)	1950-51	*B50857B	Dipper	1950-54	*31372A	Starting motor, solenoid operating	1952-54	*31354A
ditto	1951	50976A	Door	1952-54	31222A	" "	1948-54	31281B
ditto	1952	*50961A	Foglamp	1950	31113A	Stop lamp	1948-49	*31155A
ditto	1953-54	*51392A	Knob	1951	*315149	Trafficator control arm	1950-54	31244B
Export France	1950-51	*50859B	Foglamp	1951	31316A	" "	1948-49	*31080A
" "	1951	50977A	Knob		*316370	Windshield wiper	1950	31113A
" "	1952	50978A	Foglamp	1952-54	31201B	" "	1951	315148
" "	1953-54	*51393A	Knob		314026	" "	1951	31248A
Number plate	1948-49	53093E	Heater or fan	1948-49	*78212A	Knob	1952-54	*316371
" "	1950	53097E	Knob		768473	Windshield wiper		
" "	1951	53161B	Heater or fan	1950-54	31248A	Knob	1952-54	31369A
" "	1952-54	53258B	Knob		316352	Windshield wiper		
" "	(N.A.D.A.)	53097E	Ignition	1948-49	*312272	Knob	1951-54	316632
Reflex reflector (front) Home only	1954	57067A	Interior light	1950-54	31187D	Terminal block	1951-54	37101A
Side	1948-49	*52099A	Lighting	1948-49	*314129	Trafficators	1948-50	*54018D
" "	1950	*52143A	" "	1948-49	34039A	" "	1951-52	*54039A
" (N.A.D.A.)	1950	*52142A	Knob	1950	31249A	Warning lights	1953-54	54044A/D
" "	1951	52160A	Lighting (Headlamp)	1951-54	31299A	Choke	1948-49	*38034B
" (N.A.D.A.)	1951-53	*52162A	(Side lamp)	1951-54	31331A	" "	1951	*38068A
" "	1952-53	*52143A	Knob		316686	" "	1952	*38083A
" L.H.	1954	52219A	Panel	1948-49	768380	Ignition	1948-49	*38015B
" R.H.	1954	52220A	Knob		*768374	" "	1950	38050A
" (N.A.D.A.)	1954	53210A	Panel	1950	78252A	" "	1951	*38065A
Stop tail and reverse	1948-49	*53123A	Knob		768642	Main beam	1952-54	*38075A
Stop tail	1950-54	53199B	Panel	1951	*768679	" "	1952-53	38052B
" "	1950-54	53153E	Knob		768268A	Oil	1954	*38069A
Mirror	1948-49	*580652	Panel	1952-54	78291A	Windshield wipers	1952-54	*38082A
" "	1950-54	062573	Knob		768883	" "	1948-49	072595
Panel light bulb holder	1948-54	39007A	Petrol reserve	1948-49	*314144	" "	1950-51	072665
" "	1948-54	39010A	" "	1951-54	*31356A	Wheelbox	1952-54	072787
Petrol reserve valve	1948-49	78007A	Oil	1948-49	*31176A	Arm, wiper	1952-54	72631B
" "	1951-54	78021A	" "	1950	31546A	" " L.H.	1948-49	*737509
Starting motor	1948	25514A	Knob		*315260	" " R.H.	1950-51	*737576
" "	1949-53	25514B/E	Oil	1951-54	*31355A	" "	1950-51	*737524
" "	1954	25533A/B	Reverse lamp	1948-53	31077A	Blade, wiper	1952-54	741450
Steering column control	1948-49	32767A	" "	1954	31422A	" "	1948-49	*737516
" "	1950-51	32807J/K	Solenoid, starting motor	1948-54	76411D	" "	1950-51	*738719
" "	1952-54	32874A/B	Adaptor plate		78275A	" "	1952-53	*738723
" "			" "			" "	1954	738724

ROVER

'Landrover', 1948-54 and Station Wagon, 1948-51

Ammeter	1948-50	*364595	LAMPS, Head—continued	1951-52	50807B	Switches—continued	1954	31424A	
Battery	1951-54	*36114B	Export (N.A.D.A.)	1953-54	*51394A	Lighting and ignition	1954	31421A	
Coil, ignition	1948-54	GT9A	Export Europe (not France)	1951	*B50799D	Knob	" (N.A.D.A.)	*316436	
Control box	1948-50	*37098B	ditto	Later	1951-52	*50961A	Panel	1948-54	*31199A
" "	1951-52	37065E	ditto	Later	1953	*51392A	Knob		315069
Distributor	1948-51	40154B/D	ditto	Later	1953	51382A	Reverse lamp	1951-54	31077A
" "	1952-53	40230E	ditto	Later	1954	*51392A	Starting motor	1948-53	*76401E
" "	1953-54	40330A	Export France, L.H. and R.H.	1951-52	50808D	Knob		764505	
Flasher unit	1954	35003A	ditto	1951-52	50978A	Starting motor	1954	76438A	
Fuse box	1949-50	*385175	ditto	1953	*51393A	Adaptor plate		78275A	
Generator	1951-54	*37131A	ditto	Later	*51240A	Stop lamp	1948-54	31281B	
" "	1948-49	*22255A/H	ditto	Later	1954	*51393A	Spring		315276
" "	1950-52	*22250F	Number plate (N.A.D.A.)	1951	53093E	Trafficator control arm	1949-51	*31078A	
" "	1952-54	22258D	Side	1952-54	53101E	Trafficator	Later	31379A	
Horn	1948-54	*069399	" (Station Wagon)	1949-50	*52047A	Trafficators	1948-53	053830	
Inspection lamp sockets	1948-54	301187	" "	1951-54	*52142D	" "	1954	54052A	
Junction box	1948-54	78266B	" (U.S.A.)	1951	52139B	Trailer plug and lead	1954	82011A	
LAMPS			" ('Tickford' only)	1951	52160A	Trailer socket and lead	1954	809069	
Head			Side flasher	1951	52162A	Warning lights			
Home, L.H. and R.H.	1948-50	50124B	Stop tail and number plate	1954	53210A	Choke	1948-51	38043A	
" L.H.	1951	*50799D	ditto ('Landrover')	1948-50	53072B	Ignition	1952-54	*38086A	
" R.H.	1951	*50579K	ditto (Station Wagon)	1949	53027B	" "	1948-50	38046A	
" L.H. and R.H.	1951-52	*50959A	ditto	1951-54	53072B	" " ('Tickford')	1951	38059A	
" "	1952	50992A	Stop tail (N.A.D.A.)	1951-54	53178D	" "	1952-54	*38084A	
" "	1953	*51246A	Mirror	1948-52	62521D	Main beam	1949-50	38052B	
" "	1953	*51378A	Starting motor	Later	1952-54	62054A	" "	1951-53	38058A
" "	1954	*51246A	Steering column control	1948	25514A	Oil	1951	38059A	
Export, dip left, L.H. and R.H.	1951	*50799D	Switches	1949-54	25514B/E	" "	1952	38018B	
ditto	1951-52	*50959A	Choke	1948-54	32785E	" "	1953-54	*38085A	
ditto	1952	50992A	Foglamp		31109B	Trafficator	1949-50	38052B	
ditto	1953	*51246A	Knob	1951	31316A	Windshield wipers	1951-54	38059A	
ditto	1953	*51378A	Foglamp		*316370	" "	1948-53	75096A	
ditto	1954	*51246A	Knob	1952-54	31201B	" " (Station Wagon)	1954	75197A	
Export, dip right, L.H. and R.H.	1951	A50799D	Foglamp		314026	Arm, wiper	1948-51	072663	
ditto	1951-52	50528M	Heater or fan	1951-53	*78212A	" " (Station Wagon)	1948-54	*735061	
ditto	1953-54	*51247A	Knob		768473	Blade, wiper	1948-51	*737573	
ditto	1953	*51380A	Lighting and ignition	1948-53	*34055A	" "	1948-54	727803	
ditto	1954	*51247A				" " (Station Wagon)	1948-51	727759	

S.S.

'Jaguar' 1½ litre, 1939-40

Ammeter	1939-40	369260	LAMPS, Head—continued	1939	069207	Home, R.H.	1939	*506114
Battery	1939-40	SLG11A	Low note	1940	*690796	" L.H.	1940	*509337
Coil, ignition	1939-40	45202A	High note	1940	*690797	" R.H.	1940	*509338
Control box	1939-40	*334573	Junction box	1939-40	78266B	Number plate	1939-40	*523500
Distributor	1939-40	*406333	LAMPS			Side	1939-40	*523529
Fuse box	1939-40	*385175	Head			Mirror	1939-40	*580892
Generator	1939-40	22452A	Home, L.H.	1939	*506113			

* See Supersession Chart

N.A.D.A. .. North American Dollar Area

LUCAS

NUMERICAL INDEX

SECTION

B

This section provides a complete record of all part numbers appearing in this catalogue. In the case of complete units, only one reference is made to Section A, Vehicle Specifications, although in fact a particular unit may appear many times throughout this section against various vehicles. The interchangeability of a unit from one vehicle to another is given in the Vehicle Application Reference which appears in each section.

Part No.	Page No.	Part No.	Page No.	Part No.	Page No.	Part No.	Page No.	Part No.	Page No.
1	H19, M14	87	H2, M14, M17	180	M15, M17	331	J5, M16, M17	993	M16
2	M17	88	M17	181	M17	332	H43, M16, M17	998	M16, M17
4	M17	90	H2, M14, M17	182	H2, M15, M17	333	M16	1224M	M17
5	H18, M14, M17	93	M17	183	H11, M15, M17	334	L13, M16	12721C	M17
6	M17	96	H3, M14, M17	185	H35, M14	335	L41, M15	20009	A75, E8
10	M17	99	M17	186	M17	350	H42, M14, M17	20900	A44, E8, E16
11	H10, M14, M17	100	M17	187	M17	352	L17, M15	22005	A51, E8
13	M17	101	M17	188	M17	353	M17	22006	A3, E8, E16
14	M17	102	M17	189	K5	354	H18, M14, M17	22007	A54, E8
15	M17	104	M17	190	M15, M17	355	H18, M14, M17	22008	A18, E8
20	M17	105	M17	192	M17	356	H41, M14, M17	22009	A32, E9
21	M17	106	H9, M14, M17	193	M17	358	M14	22250	A3, E9, E16
23	M17	108	M17	194	M16	359	H43, M16, M17	22251	A19, E9, E16
25	M17	109	H10, M14, M17	195	M17	360	M17	22253	A77, E9
26	M14, M17	110	M17	199	M17	361	M17	22255	A64, E9, E16
27	M17	111	M17	200	H9, M15, M17	362	H43, M16	22257	A50, E9, E16
28	M17	113	M17	204	M5, M15	363	M17	22258	A3, E9, E16
29	M17	114	M17	205	M15, M17	365	M17	22259	A20, E8, E16
30	M17	115	M17	206	M15	369	M17	22260	A58, E8
31	M17	116	M17	207	H12, M15, M17	370	H18, M14, M17	22262	E8, E16
32	M17	121	M17	209	H18, M15, M17	371	M14, M17	22265	A6, E8, E16
33	M17	122	M17	211	M17	373	H43, M14	22268	A58, E9, E16
34	M17	123	M16, M17	213	M17	374	M14	22409	A42, E9
35	M17	124	M16, M17	215	M17	375	M14	22411	A25, E9
37	M14, M17	125	M17	219	M15	376	M15	22413	A21, E9, E16
40	M17	127	M16	221	K6	378	M14	22416	A24, E9, E16
42	M17	128	M16	222	H34, M15	380	K6, M15, M17	22417	A14, E9, E16
43	M17	130	J3, M14	251	M17	381	L12, M15, M17	22424	A58, E10, E16
44	M17	131	M16	253	M16, M17	382	H10, M15, M17	22428	A3, E10
50	M17	132	M17	254	M16	383	M15	22429	A40, E10, E16
51	M17	133	M17	255	M16	384	L17, M15	22430	A24, E10
52	M17	135	M17	256	M4, M16	403	M14	22431	A43, E10, E16
53	M17	140	M17	257	M17	404	H42, M14	22433	A44, E11, E16
54	M17	141	M17	258	M16, M17	406	M14	22434	A54, E11, E16
57	H2, M14, M17	142	M17	259	M16	408	J5, M16	22435	A6, E11, E16
58	M17	144	M17	260	M16	600	M14, M17	22436	A30, E11, E16
60	M17	145	M17	280	M16	602	M14	22441	A58, E11, E16
61	M17	147	M17	300	M17	603	M14	22443	A4, E11
62	M17	148	M17	301	M17	604	M14	22446	A11, E11, E16
63M	M17	149	K6, M16, M17	302	H19, M14	622	M16	22447	A6, E11, E16
63MA	M17	150	M16, M17	303	H12, M14	624	M16	22448	A52, E11
65	M17	151	M17	304	M17	641	M15	22449	A11, E10, E16
66	M17	155	M17	305	M17	650	M16	22450	A10, E10
68	M17	160	M17	306	M17	651	M16	22451	A19, E10
69	M17	161	M17	307	H41, M14, M17	970	M8, M17	22452	A40, E10, E16
70	M17	162	H34, M14	308	M17	971	M17	22453	A18, E10
71	M17	163	M17	309	M17	972	M17	22455	A26, E10
72	M17	164	M17	311	H21, M14, M17	974	M16, M17	22456	A7, E11, E16
73	M17	165	M17	312	H18, M14, M17	975	M17	22458	A58, E11, E16
74	M17	166	H20, M14	313	M17	977	M16	22461	A18, E11
75	M14, M17	167	M17	316	M17	981	M17	22462	A10, E11, E16
76	M17	168	H10, M15, M17	317	L41, M15	982	M17	22465	A4, E11, E16
77	M17	169	H10, M15, M17	318	M17	983	M17	22470	A16, E11
78	M17	170	M17	320	M17	984	M17	22472	A54, E11
79	M17	171	H3, M15, M17	321	J4, M14, M17	985	M17	22474	E11, E16
80	M17	172	J3, M14, M17	323	J3, M14, M17	986	M17	22478	A4, E11, E16
81	M17	173	J3, M14, M17	323Y	M17	987	A5, L41, M16, M17	22482	E11, E16
82	M17	174	M17	325	H18, M14, M17	988	H18, M15	23000	A10, E12
83	M17	175	M17	326	J4, M14, M17	989	A74, K6, M15	23002	A21, E12
85	M17	177	J5, M14	329	M17	990	L41, M16, M17	24524	A56, E2
86	M17	179	M17	330	J4, M16, M17	991	M17	25000	A47, P12, P22

continued



NUMERICAL INDEX

Part No.	Page No.	Part No.	Page No.	Part No.	Page No.	Part No.	Page No.	Part No.	Page No.
25001	A75, P12, P22	31000	A32, F5, F6	31158	A4, R15	31282	A23, R26, R32	31400	A43, R32
25006	A4, P12	31001	A32, R5, R32	31159	A18, R32	31284	A3, R5, R32	31402	A18, U3
25007	P12, P22	31006	F5, F6	31161	A20, R18	31285	A3, R32	31403	A9, R10, R32
25008	P12, P22	31024	R18, R32	31163	A9, R32	31287	A8, R10, R32	31404	R3, R32
25012	A43, P12	31040	A73, F6	31168	A49, Q2	31288	A26, R11, R32	31407	A43, R32
25013	A12, P12	31042	A8, R32	31169	A40, R32	31289	A44, R25	31410	A68, R32
25014	A19, P12	31043	A9, R32	31170	A40, R32	31291	R15	31411	A39, R32
25015	A53, P13, P22	31044	A7, R15, R32	31171	A4, R32	31294	A43, R32	31414	A9, R4
25016	A25, P13, P22	31045	A8, P32	31172	A39, R32	31295	A10, R21	31418	F6
25017	A37, P13, P22	31048	A11, R32	31173	A39, R18	31296	R15	31419	A71, R3, R32
25021	A53, P13, P22	31051	A32, R3, R32	31174	A39, R32	31297	A39, R29	31420	A61, R32
25022	A6, P13, P22	31054	A11, R32	31175	A39, R3	31299	A63, R15	31421	A64, R11
25024	A25, P13, P22	31056	A40, R15	31176	A64, R32	31300	A3, R32	31422	A63, R26
25025	A43, P13	31057	A61, R32	31177	A39, R27	31302	A9, R32	31424	A64, R11
25026	A4, P13	31059	A61, R32	31179	A53, R32	31303	A31, R15	31425	A21, R6
25031	A44, P12, P22	31060	A61, R32	31180	A53, R32	31304	A41, R21, R32	31431	A18, R32
25032	A3, P12, P22	31061	A26, F6	31182	A39, R32	31305	A57, F6	31432	A18, R32
25034	A3, P12	31062	Q2, Q17	31183	A39, R15	31306	A52, R32	31439	A10, R32
25037	A3, P12	31063	A6, R32	31184	A73, Q2	31311	A3, R27, R32	31440	A12, R26
25043	A51, P12	31064	A6, R32	31187	A4, R10	31316	A64, R9, R32	31442	A56, F6
25047	A3, P12	31066	A72, R32	31190	A17, R27, R32	31318	A18, R32	31444	A68, R15
25502	A24, P12, P22	31067	A72, R32	31192	A25, R18, R32	31319	A10, R32	31447	A36, R25
25506	A40, P12, P22	31068	A48, R32	31194	A12, R11	31320	A10, R32	31448	A21, R29, R32
25511	A69, P13, P22	31071	A3, F5, F6	31195	A38, R32	31321	A10, R32	31449	A68, R32
25512	A76, P13, P22	31072	A72, R18, R32	31198	A40, R3	31322	A10, R32	31452	A18, U3
25513	A24, P13	31073	A21, R18	31199	A12, R32	31323	A10, R32	31454	A61, R29
25514	A63, P13, P22	31074	A21, R21	31200	A25, R32	31324	A16, F6	31465	A12, R32
25515	A19, P13, P22	31076	A56, F6	31201	A3, J6, R32	31325	A16, F6	31468	A23, R32
25516	A55, P13, P22	31077	A6, P20, R32	31202	A73, R32	31327	A10, R32	31472	R3, R32
25518	A54, P14	31078	A64, Q2, Q17	31209	A6, R32	31328	A10, R32	31473	U5
25521	A8, P14, P22	31080	A62, R32	31212	A38, R32	31329	A56, F6	31474	A53, R6
25522	A13, P14, P22	31082	A3, R26	31216	A40, R10	31330	F5, F6	31476	A51, R27
25523	A40, P14, P22	31083	R10	31217	A53, R32	31331	A63, R15	31482	R5, R32
25524	A56, P14, P22	31089	R21, R32	31222	A3, R32	31333	A7, R32	31483	A38, U4
25526	A51, P14, P22	31090	A54, Q2, Q17	31224	A34, R15	31334	A59, R29	31485	U5
25529	A6, P15	31091	A35, R15	31225	R27, R28	31336	A18, R32	31496	A38, U4
25531	A24, P15	31093	A50, R26	31226	A6, R5	31339	R9, R32	31508	R27
25532	A3, P15, P22	31106	A11, R32	31227	A40, R15	31342	A12, R32	31541	R5, R32
25533	A54, P15, P22	31107	A11, F5, F6	31228	A31, R3, R32	31343	A12, R32	32704	A8, Q6
25535	P15, P22	31108	A12, R32	31229	A41, R21	31344	R10, R32	32705	A10, Q6
25536	P15, P22	31109	A18, R4	31231	A77, R32	31345	A12, R32	32706	A11, Q6
25541	A69, P15	31110	A24, Q2, Q17	31236	A38, R32	31346	A39, R27	32707	A69, Q6
26007	P15, P22	31112	A35, R32	31239	A31, R32	31347	A43, R32	32708	A68, Q6
26008	A9, P15	31113	A9, R3	31240	A8, R32	31348	A43, R32	32709	A11, Q6
26009	A32, P15, P22	31114	A9, R9	31241	A8, R25, R32	31349	A43, R32	32711	A47, Q6
26023	A21, P14	31115	A9, R25	31242	A8, R18, R32	31352	A9, R32	32712	A30, Q6
26025	A33, P14	31118	A70, R32	31243	A8, R29	31354	A64, R32	32713	A70, Q7
26026	A27, P14	31119	A71, R32	31244	A63, Q2	31355	A63, R32	32714	A72, Q7
26028	A28, P20, P22	31120	A67, R3, R32	31246	A49, R10	31356	A63, R32	32715	A68, Q7
26032	A41, P14, P22	31124	A44, Q2, Q17	31248	A7, R4	31359	A66, R32	32717	A30, Q7
26033	A21, P14	31126	A18, R3, R32	31249	A64, R15	31361	A40, R25, R32	32718	A6, Q7
26035	A27, P14, P22	31127	R27	31250	A24, R27	31363	R25, R32	32719	A72, Q7
26038	A57, P15, P22	31128	A22, R32	31251	A6, R32	31367	A12, R32	32724	A25, Q7
26040	P15, P22	31129	A24, Q2, Q17	31252	A58, R32	31369	A63, R29	32728	A72, Q7
26041	A7, P15, P22	31130	A35, R32	31253	A7, R25	31372	A12, R32	32729	A72, Q7
26042	A41, P15	31131	A8, R32	31254	A3, R32	31373	A39, R32	32730	A40, Q7
26043	A10, P15	31133	A35, R32	31256	A8, R21, R32	31375	A21, R3	32732	A4, Q7
26045	A48, P15	31134	A35, R32	31258	A4, R25, R32	31377	A38, R25	32737	A66, Q6
26050	A33, P15	31135	A35, R32	31260	A61, R5	31378	A38, R32	32738	A48, Q6
26054	P15, P22	31140	A18, R32	31261	A23, R32	31379	A18, R27, R32	32740	A70, Q6
26055	P16, P22	31141	A70, R25, R32	31262	A4, F6	31380	Q8	32742	A72, Q6
26057	A15, P16, P22	31142	A50, R32	31263	A32, F6	31384	A42, R31, R32	32743	A72, Q6
26060	A4, P16, P22	31143	A44, Q2	31267	A35, R32	31385	Q2	32744	A72, Q6
26061	A16, P16	31144	A50, R26	31268	A75, R15	31386	A57, F6	32745	A72, Q6
26062	A41, P16	31145	A22, R32	31269	A37, F5, F6	31387	A41, R15	32747	A14, Q6
26066	A18, P16	31146	A28, R21	31270	A13, R32	31389	A41, R32	32749	A36, Q7, Q17
26071	A69, P20	31147	A43, R6	31271	A3, R32	31390	A31, R32	32750	A4, Q7, Q17
26075	A4, P16	31148	A43, R29	31272	A3, F5	31391	A41, R32	32751	A42, Q7
26077	A28, P16, P22	31149	A43, R18	31273	A64, R32	31392	A41, R17	32754	A3, Q7
26085	A41, P17, P22	31150	A43, R25	31275	A15, R32	31393	A41, R17	32755	A6, Q7
26086	A28, P17	31151	A35, R32	31276	A4, R3, R32	31394	A70, R32	32756	A9, Q7, Q17
26094	A27, P17	31153	A22, R25	31277	A61, R5	31396	R3, R32	32757	A6, Q7
26095	A21, P17	31154	A14, R3	31278	A18, R32	31397	A9, R31	32758	A40, Q7
26097	P17, P22	31155	A63, Q2, Q17	31279	A4, R25	31398	A9, R4	32759	A40, Q7
30090	R11	31156	A22, R32	31281	A3, R26	31399	A43, R32	32760	A12, Q7

NUMERICAL INDEX



Part No.	Page No.	Part No.	Page No.	Part No.	Page No.	Part No.	Page No.	Part No.	Page No.
32762	A74, Q7	32882	A6, Q12	34034	A60, R32	36071	A40, C3	37065	A3, D4, D11
32764	A43, Q8	32883	A9, Q12	34035	A3, R32	36072	A49, C1, C4	37066	A14, D4
32767	A63, Q8	32885	A71, Q12	34036	A35, R32	36073	A60, C1, C4	37067	A30, D4, D11
32768	A40, Q8	32886	A27, Q12	34037	A28, R32	36074	A38, C3	37075	A16, D8
32769	A43, Q8	32888	A25, Q12	34038	A43, R11	36076	A6, C3	37076	A4, D4
32772	A35, Q8, Q17	32892	A6, Q12	34039	A63, R15	36077	A67, C3	37078	A12, D4, D11
32775	A39, Q8	32893	A42, Q12	34041	A52, R32	36078	A14, C3	37079	A19, D4, D11
32776	A4, Q8	32895	A69, Q13	34042	A17, R32	36079	A40, C3	37080	A39, D4
32777	A12, Q9	32898	A60, Q13	34043	A19, R11, R32	36084	A60, C3	37081	A18, D4, D11
32779	A69, Q9	32899	A69, Q13	34046	R11	36087	A63, C1, C4	37082	A3, D9
32782	A5, Q9	32900	A18, Q13	34047	A22, R32	36092	A67, C1, C4	37083	A14, D8
32785	A64, Q9	32903	A72, Q13	34050	A22, R32	36098	A43, C1, C4	37086	D11
32786	A25, Q9	32906	A71, Q13	34051	A22, R32	36099	A3, C3	37088	A3, D8, D11
32787	A13, Q9	32909	A31, Q13	34052	A38, R32	36104	A31, C1	37089	A21, D4, D11
32791	A38, Q9	32915	A12, Q13	34054	A45, R11, R32	36105	A3, C3, C4	37092	D5, D11
32792	A14, Q9	32933	A71, Q13	34055	A15, R11, R32	36110	A3, C1, C4	37093	D5, D11
32795	A67, Q9	33011	D4	34056	A25, R11, R32	36111	A7, C1, C4	37097	A75, D5
32796	A71, Q8	33018	A47, D4, D11	34057	R11	36113	A24, C1, C4	37098	A64, D5, D11
32799	A36, Q9	33027	D4, D11	34058	A32, R32	36114	A9, C1, C4	37099	D5, D11
32801	A40, Q8	33052	A9, D12	34059	A6, R32	36117	A4, C1, C4	37100	A40, D8, D11
32802	A69, Q8	33055	D4	34061	A42, R32	36119	A63, C3	37101	A5, D9, D11
32803	A31, Q8	33056	D4	34062	A3, R32	36120	A22, C3	37102	A42, D5, D11
32805	A72, Q8	33058	D4	34063	A31, R11	36123	C3, C4	37104	A23, D8
32806	A72, Q8	33072	D4	34065	A24, R15, R32	36125	A56, C3, C4	37105	A9, D5, D11
32807	A64, Q8	33073	D4	34066	A70, R32	36128	A40, C3	37107	A8, D8, D11
32808	A32, Q8	33075	D4	34067	A44, R32	36135	A40, C3, C4	37110	A7, D8, D11
32809	A41, Q8	33077	D4	34068	R15	36137	C3, C4	37116	A21, D5, D11
32810	A8, Q9	33084	D5	34070	R11, R32	36140	A12, C3, C4	37117	A21, D11
32812	A69, Q9	33085	D20	34071	A22, R32	36144	A9, C1, C4	37118	A13, D5
32815	A8, Q9	33090	D4	34072	A7, R32	36149	A54, C3	37127	A34, D5
32817	A16, Q9	33091	D4	34073	A38, R32	36151	A3, C3, C4	37130	A3, D8, D11
32818	A69, Q9	33093	A22, D12	34074	A3, R15, R32	36152	A38, C1	37131	A64, D8, D11
32819	A74, Q9	33094	A44, D12	34075	A3, R32	36153	A50, C3, C4	37134	A51, D8, D11
32820	A74, Q9	33095	A14, D12	34078	R11, R32	36155	A43, C3	37136	D8, D11
32821	A74, Q9	33099	D12	34079	R11, R32	36156	C3	37137	A3, D8, D11
32824	A16, Q9	33108	D5	34080	H10, R11	36161	A22, C1, C4	37138	A3, D5
32826	A69, Q9	33109	D5	34081	A22, R32	36162	C3	37139	A4, D5
32827	A73, Q9	33116	A4, D11, D12	34084	A70, R32	36163	A5, C1, C4	37144	D5, D11
32828	A73, Q10	33117	A10, D12	34085	A44, R32	36167	A66, C1, C4	37147	D11
32829	A4, Q10, Q17	33118	D5	34090	R11, R32	36169	A67, C1, C4	37148	D11
32830	A6, Q10	33120	D6	34092	A12, R15	36170	A36, C3	37150	D11
32831	A3, Q10	33121	D5	35003	A5, L41	36172	A69, C3	37154	A3, D8, D11
32832	A70, Q10	33135	A3, D12	35005	L41	36173	A73, C3	37155	D11
32835	A66, Q10	33139	A21, D11, D12	35007	L41	36174	A71, C3, C4	37166	A16, D5
32837	A15, Q10	33141	D5	35008	L41	36176	C1	37168	D11
32838	A15, Q11	33143	D5	36000	C3, C4	36179	A59, C3	37171	D11
32842	A7, Q11	33150	D4	36001	A45, C3, C4	36180	A50, C3	37172	D5, D11
32843	A49, Q11	33154	A32, D12	36002	A16, C3, C4	36181	A50, C3	37173	D11
32844	A38, Q11	33157	A18, D12	36006	A59, C3	36182	A53, C3	37174	D5, D11
32845	A48, Q11	33163	D5	36008	C4	36183	A61, C3	37177	D5, D11
32846	A69, Q11	33164	A21, D12	36013	A11, C1, C4	36184	H10	37178	D11
32847	A41, Q11	34002	A10, R32	36017	A66, C1, C4	36192	C3	37179	D11
32848	A3, Q11	34004	A11, R32	36018	A35, C3	37000	A10, D4, D11	37190	A21, D5
32851	A66, Q11	34005	A51, R11, R32	36020	A59, C1, C4	37002	A18, D4, D11	37193	A24, D5
32852	A74, Q11	34006	A31, R32	36023	A6, C3, C4	37003	A25, D4, D11	38012	A3, M8, M12
32853	A12, Q10	34009	A67, R32	36024	A9, C1, C4	37016	D4, D11	38013	A3, M8, M12
32854	A13, Q10	34010	A19, R32	36028	A50, C3	37030	A30, D4, D11	38015	A4, M8, M12
32855	A7, Q10	34011	A74, R32	36030	C3, C4	37031	A11, D4, D11	38018	A4, M8, M12
32856	A25, Q10	34014	A4, R32	36033	A24, C3, C4	37032	A6, D4, D11	38019	A10, M8, M12
32858	A44, Q10	34015	A61, R32	36036	A51, C1, C4	37033	A19, D4, D11	38020	A40, M9, M12
32860	A13, Q10	34016	A72, R32	36037	A3, C1, C4	37034	A59, D4, D11	38022	A60, M8, M12
32862	A25, Q10	34018	A4, R32	36041	A22, C1, C4	37035	A42, D4	38029	M8, M12
32863	A7, Q10	34019	A19, R11	36047	A26, C3, C4	37036	A70, D4, D11	38030	A70, M8, M12
32864	A66, Q11	34020	A26, R32	36048	A30, C1, C4	37046	A30, D4, D11	38034	A62, M8, M12
32866	A47, Q11	34021	A30, R32	36051	A61, C1, C4	37048	A3, D4, D11	38041	A12, M9
32868	A25, Q11	34022	A32, R32	36052	A48, C3, C4	37050	A44, D4, D11	38042	A4, M8, M12
32869	A59, Q11	34023	A25, R32	36053	A14, C3	37052	A21, D4	38043	A64, M8, M12
32870	A38, Q11	34024	A37, R32	36055	A65, C1, C4	37054	A3, D4	38044	A76, M9, M12
32871	A31, Q11	34025	A24, R32	36056	C3, C4	37055	A11, D4, D11	38045	A77, M9
32872	A34, Q11	34026	A4, R32	36060	C3	37056	A10, D4, D11	38046	A35, M8, M12
32873	A39, Q11	34027	A50, R32	36062	A12, C3	37057	A24, D4, D11	38047	A67, M9
32874	A63, Q11	34028	A6, R32	36064	A60, C3	37058	A67, D4, D11	38048	A12, M9, M12
32875	A35, Q11	34031	A58, R32	36067	C3	37062	A18, D4, D11	38049	A50, M8, M12
32876	A43, Q11	34032	A11, R32	36068	A77, C3, C4	37063	A33, D4, D11	38050	A64, M9
32877	A44, Q12	34033	R11	36070	A22, C3	37064	D11	38052	A4, M8, M12

continued



NUMERICAL INDEX

Part No.	Page No.	Part No.	Page No.	Part No.	Page No.	Part No.	Page No.	Part No.	Page No.
38053	A5, M8, M12	40068	A4, G9	40197	G16, G37	40345	A22, G21	50095	A68, H9, H54
38054	A3, M8, M12	40069	A56, G9, G37	40198	A41, G16, G37	40346	A3, G21	50096	A68, H9, H54
38057	A61, M9, M12	40070	A26, G9, G37	40199	A41, G16	40347	A44, G21	50098	A47, H9, H54
38058	A64, M8	40071	A6, G10, G37	40200	A63, G16	40354	A9, G21, G37	50101	H9, H55
38059	A23, M8, M12	40074	A72, G10, G37	40201	A51, G16	40355	A76, G21	50102	A50, H9, H54
38065	A7, M8, M12	40076	A69, G10, G37	40205	A55, G16, G37	40356	A66, G21	50103	A50, H9, H54
38066	A60, M8, M12	40077	A30, G10	40206	A48, G17	40357	A42, G21	50104	H9, H55
38067	A59, M8, M12	40079	A3, G10	40207	A8, G17	40358	A53, G21	50107	A11, H9, H54
38068	A59, L41, M12	40080	A40, G10, G37	40210	A27, G17	40359	A28, G21, G37	50108	A11, H9, H54
38069	A21, M8, M12	40081	A35, G11, G37	40215	A20, G17	40360	A27, G22, G37	50124	A18, H10, H54
38070	A23, M8, M12	40085	A11, G11, G37	40216	A7, G17	40363	A66, G22	50129	A25, H10
38071	A23, M9	40088	A11, G11, G37	40217	A71, G17	40364	G22, G37	50141	A44, H10, H54
38073	A60, M9	40089	A50, G11	40218	A26, G17	40365	A69, G22	50142	A44, H10, H54
38075	A5, M9, M12	40090	A33, G11	40219	A24, G16	40366	A9, G22, G37	50144	A61, H34, H54
38081	A44, M9	40091	A40, G11, G37	40220	G16, G37	40367	A50, G22	50146	A10, H10, H54
38082	A63, M9, M12	40092	A40, G11, G37	40221	A59, G16, G37	40368	A50, G23	50147	A10, H10, H54
38083	A5, M9, M12	40093	A40, G11, G37	40223	A4, G16, G37	40369	A50, G23	50148	A10, H10, H54
38084	A64, M9, M12	40094	A49, G11	40224	G16, G37	40372	A40, G23	50149	A10, H10, H54
38085	A64, M9, M12	40096	A40, G10, G37	40225	G16, G37	40375	G23, G37	50150	A6, H11, H54
38086	A64, M9, M12	40100	A24, G10, G37	40226	G17, G37	40376	A26, G23	50151	A6, H11, H54
38087	A53, M9, M12	40103	A63, G10, G37	40228	A58, G17	40377	A71, G23	50153	A36, H11, H54
38087	A53, M9, M12	40105	A63, G10	40230	A64, G17	40380	A70, G23, G37	50154	A36, H11, H54
38091	A63, M9, M12	40107	A14, G10	40232	A73, G17	40386	A16, G23	50155	A68, H11, H54
38092	A25, M9, M12	40109	A3, G10, G37	40235	A22, G17	40392	A9, G22, G37	50156	A68, H11, H54
38094	A24, M9	40110	A8, G11, G37	40236	A24, G17	40394	A31, G22	50161	A40, H2, H55
38095	A60, M9	40112	A47, G11, G37	40237	A53, G17	40395	A68, G22	50162	A40, H2, H55
38100	A50, M9	40113	A76, G11, G37	40239	A48, G17	40396	A70, G22, G37	50163	A40, H2, H55
38101	A50, M9	40114	A70, G11	40241	A58, G17	40401	A38, G22, G37	50164	A40, H2, H55
38102	A50, M9	40115	A43, G11	40244	A6, G18	40403	A71, G22	50165	A4, H34, H54
38103	A23, M9	40116	A28, G11	40245	A48, G18	40408	A63, G23	50166	A4, H34, H54
38104	A23, M9	40117	A11, G12, G37	40249	A41, G18, G37	40410	A63, G23	50170	A67, H11, H55
38105	A23, M9, M12	40121	A44, G12	40251	A53, G18, G37	40411	A7, G23	50171	A67, H11, H55
38106	A23, M9, M12	40123	A70, G12	40252	A6, G18	40414	A50, G23	50174	A70, H11, H54
38107	L41	40125	A9, G12, G37	40253	A4, G18, G37	40417	A23, G23	50175	A70, H11, H54
38111	A23, M9	40129	A57, G13	40257	A13, G19, G37	40427	A53, G23	50176	A38, H11, H55
38120	L41	40130	A39, G13	40258	A13, G19	40430	G23, G37	50177	A38, H10, H54
38252	A43, Q17	40131	A39, G13, G37	40258	A13, G19	40437	A68, G23	50178	A76, H10, H54
38258	A43, Q17	40133	A17, G13, G37	40262	A13, G19	44088	A45, G35, G37	50181	A40, H10, H54
38604	A5, M18	40135	A27, G12, G37	40263	A40, G19	44109	G35, G37	50182	A40, H10, H54
38605	A16, M18	40137	A30, G12, G37	40264	A10, G19, G37	45009	G33	50185	H10, H54
39006	A8, M4	40140	A9, G12, G37	40269	A16, G19, G37	45012	A3, G33, G37	50194	A74, H10, H54
39007	A3, L41	40141	A12, G12	40276	A40, G19	45013	A39, G33, G37	50195	A74, H10, H54
39010	A14, M5	40142	A54, G12	40277	A61, G19	45014	A19, G33	50196	A11, H10, H54
39013	A13, M5, M7	40143	A3, G13	40280	A31, G19	45016	A10, G33	50197	A11, H11, H54
39015	A67, M5	40144	A69, G13	40281	G19, G37	45017	G33	50199	A19, H11, H54
39020	A12, L41, M7	40147	A14, G13	40282	G18, G37	45019	G33	50200	A19, H11, H54
39022	A41, M5	40148	A48, G13, G37	40283	A63, G18	45020	A3, G33, G37	50201	A10, H11, H54
39506	A56, M18	40149	A40, G13	40284	A12, G18	45021	A18, G33	50202	A10, H11, H54
39507	A26, M18	40152	A53, G14	40286	A32, G18	45023	A18, G33	50203	A38, H11
39511	A51, M18	40154	A63, G14	40289	A20, G18	45025	A21, G33	50204	A26, H11, H54
39513	A31, M18	40155	A63, G14	40290	A74, G19	45033	G33	50205	A26, H11, H54
39515	A58, M18	40156	A40, G15	40294	A47, G19	45034	G33	50210	A75, H11, H54
40000	G8, G37	40157	A54, G15	40295	A13, G19	45036	A3, G33, G37	50211	A47, H11, H54
40007	G8, G37	40158	A77, G15	40297	A74, G19	45037	G33	50213	A75, H11, H54
40012	A18, G8, G37	40161	A17, G15	40299	A12, G19	45038	G33	50215	A74, H10, H54
40027	A68, G8, G37	40162	A50, G15, G37	40301	A29, G19	45039	A4, G33, G37	50216	A74, H10, H54
40033	A19, G8, G37	40163	A18, G15, G37	40305	A46, G19, G37	45042	G33, G37	50217	A74, H10, H54
40042	A25, G9, G37	40164	A19, G15, G37	40307	A17, G20	45046	A39, G33	50218	A74, H10, H54
40045	A30, G9, G37	40165	A74, G14, G37	40308	A15, G20	45056	G33, G37	50219	A19, H10, H54
40047	A30, G9, G37	40166	A33, G14	40310	A28, G20, G37	45057	A24, G33	50220	A19, H10, H54
40048	A50, G9, G37	40167	A37, G14	40311	A27, G20, G37	45062	G33	50221	A74, H10, H54
40050	A36, G9, G37	40172	A14, G14	40312	A38, G21, G37	47068	A49, E2	50222	A74, H10, H54
40051	A76, G9, G37	40173	A24, G14	40315	G21, G37	47072	A49	50223	A75, H11, H54
40052	A68, G9, G37	40174	G14, G37	40317	A43, G21	50045	A17, H9, H54	50224	A75, H11, H54
40053	A67, G9, G37	40175	A30, G15, G37	40318	A43, G21	50046	A17, H9, H54	50227	A74, H11, H54
40054	A70, G9	40179	A31, G15, G37	40319	A13, G21	50079	H9, H54	50228	A74, H11, H54
40055	A11, G8, G37	40181	A54, G15	40320	A14, G21	50080	H9, H55	50231	A11, H11, H54
40056	A52, G8, G37	40182	A60, G15, G37	40321	A16, G21	50081	H9, H54	50232	A11, H11, H54
40057	A40, G8, G37	40183	G15	40327	A17, G21	50082	A67, H9, H55	50233	A74, H11, H54
40058	A50, G8	40189	A15, G15	40330	A64, G21	50083	A67, H9, H55	50234	A74, H11, H54
40060	A8, G8, G37	40192	A37, G15, G37	40332	A24, G20	50085	H9, H55	50235	A74, H11, H54
40061	A70, G8, G37	40193	G15, G37	40333	A53, G20	50086	A75, H9, H55	50236	A74, H11, H54
40062	A37, G9, G37	40194	G15, G37	40336	A61, G20	50087	A75, H9, H55	50237	A74, H11, H54
40063	A76, G9, G37	40195	G15, G37	40337	A47, G20	50088	A52, H9, H55	50238	A74, H12, H54
40064	A54, G9, G37	40196	G15, G37	40339	A18, G20	50089	A52, H9, H55	50245	A28, H12, H54

NUMERICAL INDEX



Part No.	Page No.	Part No.	Page No.	Part No.	Page No.	Part No.	Page No.	Part No.	Page No.
50250	A75, H12, H54	50439	A56, H14, H54	50572	A3, H35, H55	50717	A24, H17, H54	A50835	A69, H36, H54
50251	A75, H12, H54	50440	A56, H14, H54	A50572	A17, H35	50718	A24, H17, H54	B50835	A69, H36, H54
50253	A24, H12, H54	50441	A56, H14, H54	B50572	A17, H35	50719	A11, H17, H54	50836	A69, H37, H54
50254	A24, H12, H54	50442	A57, H14, H54	50573	A17, H35, H54	50720	A11, H17, H54	50837	A69, H37
50260	A11, H12, H55	50443	A57, H14, H54	50577	A25, H35, H54	50723	A61, H35, H54	50838	A41, H37, H54
50261	A11, H12, H54	50444	A70, H35, H54	50578	A12, H35, H54	A50723	A61, H35	A50838	A41, H37
50262	A45, H34, H54	50445	A3, H35, H54	50579	A3, H35, H54	B50723	A61, H35	B50838	A41, H37
A50262	A45, H34, H54	A50445	A3, H35, H54	50580	A6, H16	50724	A61, H35, H54	50839	A41, H37, H54
B50262	A45, H34, H54	B50445	A3, H35, H54	50581	A6, H16	50728	A55, H18, H54	50840	A41, H37, H54
50263	A45, H34, H54	50446	A3, H35, H54	50583	A26, H16, H54	A50728	A55, H18, H54	50841	A41, H37
50264	A61, H34, H54	50452	A52, H15, H54	50584	A26, H16, H54	B50728	A55, H18, H54	50848	A15, H37
50267	A67, H13	50453	A52, H15, H54	50585	A26, H16, H54	50729	A58, H18, H54	50849	A62, H37
50268	A67, H13	50454	A52, H15, H54	50588	A16, H16, H54	50730	A37, H18	B50849	A62, H37
50273	A38, H13	50455	A52, H15, H54	50589	A16, H17, H54	50731	A62, H3	50852	A30, H38, H54
50274	A38, H13, H54	50458	A37, H15, H54	50591	A11, H17, H54	50734	A77, H35, H54	A50852	A30, H38, H54
50284	A28, H13, H54	50459	A50, H15, H54	50592	A11, H17, H54	A50734	A77, H35, H54	B50852	A30, H38, H54
50285	A26, H13, H54	50460	A54, H15, H54	50593	A11, H17, H54	B50734	A77, H36, H54	50854	A55, H19, H54
50289	A40, H13	50461	A54, H15, H54	50594	A11, H17	50735	A77, H36, H54	A50854	A56, H19, H54
50291	A51, H13, H54	50464	A56, H15, H54	50595	A66, H17, H54	50741	A62, H18, H54	B50854	A55, H18, H54
50292	A34, H13, H54	50465	A56, H15, H54	50596	A66, H17, H54	50742	A62, H18, H54	50855	A57, H18, H54
50300	A11, H13, H54	50472	A75, H15, H54	50597	A24, H17, H54	50743	A63, H18, H54	50857	A63, H38, H54
50301	A11, H13	50473	A75, H14, H54	50598	A24, H17, H54	50746	A54, H19, H54	A50857	A63, H38, H54
50303	A44, H12, H54	50474	A50, H14, H54	50600	A39, H17, H54	50747	A61, H36	B50857	A64, H38, H54
50304	A68, H12, H54	50475	A50, H14, H54	50601	A39, H17, H54	50751	A21, H36, H54	50858	A63, H38, H54
50305	A68, H12, H54	50476	A75, H14	50602	A17, H16, H54	50752	H19, H55	50859	A64, H38, H54
50306	A18, H12, H54	50478	A28, H14, H54	50603	A17, H16	50753	H19, H54	50861	A24, H18, H54
50307	A40, H2	50481	A27, H14, H54	50605	A39, H35, H54	50754	H19, H54	50862	A24, H18, H54
50311	A21, H35, H54	50482	A27, H14, H54	50606	A33, H16	50755	A8, H36, H54	50864	A21, H39
50314	A62, H12, H54	50483	A27, H14, H54	50607	A33, H16	50756	A8, H36, H54	50869	A4, H18, H54
50315	A62, H12, H54	50489	A40, H3	50612	A22, H35, H54	A50756	A8, H36, H54	A50869	A4, H18, H54
50316	A62, H12, H54	50490	A37, H15, H54	50613	A12, H34, H54	B50756	A8, H36, H54	B50869	A4, H18, H54
50317	A62, H12, H54	50491	A66, H15, H54	A50613	A13, H34, H54	50757	A8, H37	50870	A4, H18, H54
50319	H13, H54	50500	H15, H54	B50613	A13, H34, H54	50773	A14, H2	50873	A35, H19, H54
50323	A37, H13, H54	50501	H15, H54	50614	A12, H34, H54	50775	A3, H19, H54	50874	A34, H39
50324	A37, H13	50502	A14, H3	50623	A47, H16, H54	50778	A40, H37	50876	A66, H19, H54
50325	A48, H13, H54	50507	A70, H15	50624	A68, H16, H54	A50778	A40, H37	50877	A3, H19, H54
50326	A48, H13, H54	50508	A70, H15, H54	50625	A68, H16, H54	B50778	A40, H37	50878	A5, H39, H54
50329	A62, H2	50511	A25, H15, H54	50628	A30, H3	50779	A40, H37, H54	50879	A8, H39, H54
50330	A6, H13, H55	50512	A25, H15, H54	50632	A54, H16, H54	50780	A40, H37	A50879	A9, H39, H54
50331	A6, H13, H55	50515	A36, H15, H54	50633	A54, H17, H54	50781	A40, H37	B50879	A27, H54
50336	A56, H13, H54	50516	A36, H15, H54	50634	A68, H17, H54	50790	A3, H37, H54	50880	A26, H39, H54
50337	A56, H13, H54	50519	A25, H15, H55	50635	A68, H17, H54	50792	A3, H37, H54	50881	A8, H39, H54
50338	A56, H13, H54	50523	H14, H54	50645	A44, H17	A50792	A36, H37, H54	50884	A69, H39, H54
50339	A56, H13, H54	50526	A10, H14, H54	50646	A44, H17	B50792	A36, H37, H54	50885	A69, H39, H54
50344	A28, H12, H54	50527	A10, H14, H54	50647	A49, H17, H54	50793	A4, H36	50892	A73, H19
50345	A28, H12, H54	50528	A3, H34, H54	50648	A49, H17, H54	A50793	A9, H36	A50892	A73, H19
50349	A48, H12	50529	A53, H34, H54	50649	A54, H17, H54	B50793	A9, H36	B50892	A73, H19
50355	A40, H3	A50529	A53, H34	50654	A47, H17	50794	A70, H36, H54	50893	A73, H19, H54
50360	A36, H35, H54	B50529	A53, H34	50655	A30, H17	A50794	A71, H36	50894	A73, H19, H54
A50360	A36, H35, H54	50530	A30, H14, H55	50656	A30, H17	B50794	A71, H36	A50894	A73, H19
B50360	H54	50531	A30, H14, H55	50657	A76, H16	50795	A69, H36, H54	B50894	A73, H19
50361	A36, H35, H54	50532	H3, H55	50658	H16, H55	50798	A50, H19, H54	50895	A3, H19, H54
50362	A4, H35, H54	50533	A14, H3, H55	50659	H16, H54	50799	A3, H36, H54	A50895	A35, H18, H54
50364	A60, H12, H54	50537	A53, H34, H54	50664	A13, H34	A50799	A3, H37, H54	B50895	A35, H18, H54
50370	A54, H12, H54	50540	A72, H14, H55	50672	A17, H16	B50799	A3, H37, H54	50896	A4, H18
50379	A11, H12, H54	50541	A72, H14, H54	50673	A17, H16	50802	A77, H37, H54	50897	A4, H18
50380	A11, H12, H54	50542	A72, H14, H54	50675	A70, H34	50803	A77, H37, H54	50900	A15, H39, H54
50383	A62, H12, H54	50543	A72, H15, H55	50679	A53, H34	50804	A5, H37, H54	A50900	A15, H39
50384	A62, H13, H54	50549	A55, H15, H54	50693	A62, H3	50806	A25, H37	B50900	A15, H39
50385	A40, H13	50550	A69, H34, H54	50694	A35, H34, H54	50807	A64, H37, H55	50901	A15, H38, H54
50402	A11, H13, H54	A50550	A69, H34, H54	50695	A35, H35, H54	50808	A3, H37, H54	50913	A30, H38
50403	A11, H13, H54	B50550	A69, H34, H54	50700	A69, H35, H54	50811	A4, H37	50914	A54, H18, H54
50406	A42, H13, H54	50551	A69, H35, H54	50705	A15, H35, H54	50812	A71, H37	50915	A54, H18, H51
50413	A55, H13	50554	A76, H15, H54	A50705	A15, H35, H54	50816	A62, H2	50919	A43, H38
50414	A51, H13	50555	A74, H15, H54	B50705	A15, H35, H54	50817	A21, H37	50920	A22, H38
50415	A51, H13	50556	A74, H15, H54	50706	A18, H16, H54	50820	A14, H2	50929	A73, H18
50417	A22, J3	50557	A74, H15, H54	50707	A16, H16, H54	50821	A3, H19, H54	50933	A40, H38, H54
50426	A52, H13	50558	A74, H15, H54	50708	A16, H16, H54	A50821	A3, H19, H54	A50933	A41, H38
50427	A56, H13, H54	50561	A74, H15, H54	50709	A16, H17, H54	B50821	A4, H19, H54	B50933	A40, H38
50428	A62, H3	50562	A74, H15, H54	50710	A16, H17	50822	A53, H36	50934	A40, H39, H54
50429	A21, H35, H54	50565	H15, H54	50711	A16, H17, H54	50825	A4, H36, H54	50935	A40, H39
50431	A56, H13, H54	50566	H15, H54	50712	A16, H17, H54	A50825	A4, H36, H54	50936	A40, H39
50432	A56, H14, H54	50569	A44, H16	50713	A17, H17, H54	B50825	A15, H36, H54	50937	A30, H39
50433	A56, H14, H54	50570	A44, H16, H54	50714	A17, H17, H54	50826	A10, H36, H54	50941	A5, H39, H54
50434	A56, H14, H54	50571	A15, H35, H54	50716	A24, H17, H54	50835	A69, H36, H54	50942	A4, H39

continued



NUMERICAL INDEX

Part No.	Page No.	Part No.	Page No.	Part No.	Page No.	Part No.	Page No.	Part No.	Page No.
50947	H18, H54	51246	A64, H41, H55	51530	A69, H42	52138	K5, K12	A53071	A49, L17, L31
50950	A60, H19, H54	51247	A63, H41, H55	51535	A68, H42	52139	A3, K6, K12	53072	A8, L17, L31
50954	A5, H39, H54	51258	A18, H41	51536	A68, H42, H55	A52139	A66, K6	A53072	L17, L31
50959	A3, H39, H54	51259	A18, H41	51537	A69, H42	52142	A38, K6, K12	53074	A72, L34
50960	A33, H39, H54	51292	A21, H41	51538	A61, H42	52143	A3, K6, K12	53075	A68, L34
50961	A3, H39, H54	51293	A21, H41, H55	51546	A70, H42	52148	A15, K6, K12	53076	A34, L17
50962	A5, H39, H54	51294	A21, H41	51553	A9, H42	52149	A14, K6	53077	A3, L17, L31
50963	A5, H38, H54	51295	A21, H41	51560	A10, H43	52150	A9, K6	53079	A62, L17, L31
50966	A5, H38, H54	51296	H41, H55	51561	A10, H43	52151	A48, K6	53080	A21, L35
50967	A5, H38, H54	51329	A69, H41	51591	A23, H43	52152	A67, K7, K12	53081	A68, L17
50968	A69, H38, H54	51331	A4, H21	51596	A7, H43	52153	A17, K7, K12	53082	A3, L12, L31
50973	A5, H38	51334	A5, H41	51639	H43, H55	A52153	K12	53083	A37, L35, L31
50974	A63, H38, H54	51335	A7, H40, H55	51640	H43, H55	52154	A16, K7, K12	53089	A68, L35
50975	A63, H38, H54	51336	A5, H40, H54	51641	H43, H55	A52154	A34, K7, K12	53091	A21, L12, L31
50976	A64, H38, H54	51337	A5, H40, H54	51648	A33, H43, H55	52156	A66, K7, K12	53092	A70, L21, L31
50977	H39, H54	51338	A7, H40, H55	51649	A33, H43, H55	52157	A16, K7, K12	53093	A4, L35
50978	A3, H39, H54	51339	A5, H40, H54	51650	A33, H43, H55	A52157	A3, K7, K12	A53093	A32, L35
50980	A30, H39, H55	51340	A7, H40, H55	52003	A11, K4, K12	52158	A39, K7, K12	53094	A15, L21, L31
50981	H39, H55	51341	A12, H40, H55	A52003	A18, K4, K12	52160	A3, K7, K12	53095	A15, L12
50982	A36, H39, H54	51342	A47, H40, H55	52004	A11, K4, K12	52162	A3, K7, K12	53097	A5, L35
50983	H39, H54	51343	A23, H41	52026	A70, K4, K12	52164	A24, K7, K12	53098	A69, L20, L31
50984	H39, H54	51344	A3, H41, H54	52027	A10, K4, K12	52165	A14, K6, K12	53099	A43, L12
50985	A4, H19, H54	51345	A3, H41, H54	52029	A75, K4, K12	52167	A40, K6, K12	53100	A9, L35
50986	A4, H19, H54	51346	A3, H41, H54	52030	A4, K4, K12	52175	A31, K6	53101	A5, L35
50987	A4, H19, H54	51353	A3, H21, H55	52032	A19, K4, K12	52176	A21, K6	53102	A12, L12, L31
50988	A66, H19	51354	A4, H21, H55	52034	A18, K5	52177	A30, K6	53103	A14, L21
50990	A66, H19, H54	51355	A3, H21, H55	52036	A25, K5	52182	A4, K6, K12	53104	A4, L35
50992	A12, H39, H54	51356	A32, H21	A52036	A34, K5	A52182	A32, K6	53107	A3, L31
50993	A13, H39, H54	51369	H41, H54	52040	A11, K5, K12	52188	K6, K12	53108	A14, L31
50994	A13, H39, H54	51370	H41, H54	A52040	A3, K5, K12	52189	K7, K12	53109	A14, L31
50995	A3, H19, H54	51371	H41, H54	52042	A48, K5, K12	52197	A50, K7, K12	53110	A14, L31
50996	A4, H19, H54	51378	A64, H41, H55	52043	A40, K5, K12	52200	A39, K7, K12	53111	A54, L35
51009	A13, H39	51380	A64, H41, H55	52044	A66, K5, K12	52202	A22, K7	53112	A71, L34
51010	A69, H40, H54	51382	A64, H41	52047	A17, K5, K12	52205	A23, K7, K12	53113	A21, L15
51011	A69, H40, H54	51391	A63, H41, H55	52051	A6, K5, K12	52206	A39, K7, K12	53114	A21, L34
51012	A69, H40, H54	51392	A63, H42, H55	52052	A19, K5, K12	52209	A21, K7	53115	A39, L21, L31
51014	A50, H19, H54	51393	A63, H42, H55	52053	A28, K4, K12	52212	A9, K7	53116	A15, L11
51015	A56, H19, H54	51394	A63, H42, H55	52057	A47, K4, K12	52215	A53, K7	53117	A15, L17
51016	A50, H19, H54	51405	A50, H21	52058	A74, K4, K12	52216	A53, K7	53118	A74, L17
51017	A58, H20, H54	51407	A44, H42, H55	52059	A61, K4	52217	A61, K7	53120	A38, L12, L31
51018	A58, H20, H54	51408	A44, H42, H55	52060	A27, K4, K12	52218	A61, K6	53121	A39, L27
51019	H20, H54	51409	A44, H42, H55	52066	A25, K4, K12	52219	A63, K6	53123	A63, L21, L31
51020	H20, H54	51411	A3, H42, H55	A52066	A47, K4, K12	52220	A63, K6	53127	A21, L12, L31
51026	A42, H20, H54	51414	A44, H42, H55	52067	A38, K4, K12	53007	A3, L23, L31	53128	A21, L10
51033	A3, H40	51417	A69, H43, H54	52068	A70, K5, K12	A53007	A3, L23, L31	53130	A77, L34
51044	A34, H40	51418	A69, H43, H54	52070	A22, K5	53008	A19, L16, L31	53131	A3, L12
51054	A15, H40, H54	51419	A69, H43, H54	52071	A66, K5, K12	A53008	A54, L16, L31	A53133	A49, L23
A51054	A15, H40	51420	A69, H43	52074	A26, K5, K12	53019	A8, M4, M7	53134	A36, L12, L31
B51054	A15, H40	51422	A21, H43	52078	A47, K5, K12	53027	A4, L16, L31	53135	A38, L34
51055	A15, H41, H54	51423	A62, H43	52079	A16, K5, K12	53028	A24, L16, L31	53140	A46, L23, L31
51056	H41, H54	51462	A22, H43	52084	A30, K5, K12	53029	A24, L16, L31	A53140	A34, L23, L31
51065	A9, H41, H54	B51462	A22, H43	52088	A21, K5	A53029	A49, L16	53142	A15, L21, L31
A51065	A9, H41, H55	51464	A22, H43	52089	A62, K5, K12	53031	A10, L16, L31	53143	A31, L21, L31
B51065	A9, H41, H55	51467	A50, H43	A52091	A67, K5, K12	A53031	A10, L16, L31	53145	A36, L12, L31
51066	A9, H41, H54	51468	A16, H43	52092	A42, K5, K12	53032	A4, L11, L31	53146	A40, L12, L31
51067	A9, H41	51469	A16, H42, H54	52097	A26, K4, K12	53034	A4, L34, L31	53149	A40, L34
51073	A63, H41	51470	A16, H42	52098	A30, K4	53035	A62, L11, L31	53150	A43, L12, L31
51076	A18, H20	51471	A16, H42	52099	A63, K4, K12	53036	A34, L23	53151	A24, L12, L31
51078	A50, H20, H54	51472	A41, H42	52102	A24, K4	53037	M4, M7	53152	A14, L34
51079	A50, H20, H54	51473	A24, H21	52105	A16, K4, K12	53041	A18, L23	53153	A6, L42
51080	A50, H21, H55	51477	A21, H42	A52105	A34, K4, K12	53045	A8, L34, L31	53156	A31, L12, L31
51087	A21, H41	51478	A41, H42	52108	A28, K4	53049	A36, L12, L31	53159	A36, L34
51088	A21, H41, H55	51479	A41, H42	52110	A26, K4, K12	53051	A40, L34	53161	A31, L35
51089	A62, H41, H55	51480	A41, H42	52112	A14, K5	53056	A18, L23	53163	A9, M5
51092	A22, H40	51482	A9, H43	52113	A54, K5, K12	A53056	A39, L23	53164	A21, L35
51138	A19, H21, H55	51483	A9, H43	52114	A42, L24	53057	A11, L12, L31	53166	A74, L12, L31
51139	A19, H21, H55	51484	A9, H43	52115	A54, M4, M7	53060	A10, L16, L31	53171	A69, L35
51140	A19, H21, H55	51490	A21, H43	A52117	A18, K5, K12	A53060	A54, L16, L31	53172	A25, L12, L31
51194	A41, H40	51492	A21, H43	52118	A15, K5, K12	53061	A47, L34, L31	53173	A38, L12, L31
51216	A30, H40, H55	51493	A21, H43	52120	A3, K5	53063	A17, L17, L31	53174	A7, L12
A51216	A30, H40, H55	51495	A9, H43	52121	A48, K5, K12	53064	A40, L34, L31	53175	A71, L21, L31
B51216	A30, H40, H55	51496	A60, H43, H55	52130	A14, K5, K12	53066	A74, L17, L31	53176	A39, L12, L31
51217	A31, H40, H55	51498	A60, H43, H55	52133	A13, K5, K12	53067	A74, L17, L31	53177	A39, L21, L31
51218	A30, H40, H55	51509	A18, H43	52134	A4, K5	53068	A74, L17, L31	53178	A3, L13, L31
51240	A64, H40, H55	51529	A69, H42	52137	A40, K5, K12	53071	A19, L17, L31	A53178	A60, L13

NUMERICAL INDEX



Part No.	Page No.	Part No.	Page No.	Part No.	Page No.	Part No.	Page No.	Part No.	Page No.
53179	A69, L20, L31	54010	A14, S2, S8	55153	J7	62006	A44, N4	72547	T30
53180	A69, L13	54011	A75, S2, S8	55155	J7	62007	A47, N4	72548	T29, T39
53182	A18, L17	54012	A39, S2, S8	55156	J7	62008	A72, N4	72549	A63, T5
A53182	A3, L17	54013	A11, S2, S8	56010	A30, M4, M7	62011	A50, N4	72550	A62, T6
53183	A9, L31, L42	54014	A4, S2, S8	A56010	A32, M4	62015	A14, N4	72551	A62, T6
53184	A4, L21, L31	54015	A54, S2, S8	56011	A38, M5, M7	62018	A42, N4	72560	T29
53186	A43, L35	54017	A24, S2, S8	56015	A30, M5, M7	62021	A71, N4	72561	T30
53192	A21, L13, L31	54018	A3, S2, S8	56016	A38, M4, M7	62030	A48, N4	72562	A40, T6
53193	A21, L13, L31	54019	S4	56017	A23, M4, M7	62031	A53, N4	72564	T29
53194	A14, L13, L31	54021	S2, S8	56018	A38, M5, M7	62040	N4	72565	T29
53196	A40, L13, L31	54022	A30, S2, S8	56021	A3, M4, M7	62043	A14, N4	72567	T29
53197	A50, L13, L31	54023	A4, S2, S8	56022	A19, M4	62044	A15, N4	72568	T29
53198	A9, L21	54028	A51, S2	56026	A60, M4, M7	62052	A61, N4	72572	A11, T6
53199	A6, L13	54034	S2, S8	56027	A70, M4, M7	62054	A64, N4	72583	T29
53200	A12, L13, L31	54035	A5, S2, S8	A56029	A54, M5	62515	A23, N4	72584	T29
53201	A23, L21, L31	54036	A13, S2, S8	A56030	A51, M5, M7	62521	A13, N4	72589	A76, T6
53202	A14, L21, L31	54037	A39, S2, S8	56031	A56, M5, M7	62525	A68, N4	72590	T29, T39
53203	A9, L21, L31	54038	S2, S8	A56031	A51, M5, M7	62528	A56, N4	72591	T30
53204	A35, L13, L31	54039	A3, S2, S8	56035	A4, M5, M7	62531	A19, N4	72592	T29
53207	A21, L15, L31	54040	A13, S2, S8	56037	A39, M5	62540	N4	72593	T30
53210	A23, K6	54041	A12, S2, S8	56038	A36, M5, M7	63000	A18, M5, M7	72596	T29
53211	A73, L13	54042	A3, S2, S8	56040	A50, M5, M7	65423	A53, M5	72597	T29
53215	A40, L35, L31	54043	A18, S2, S8	56041	A38, M5	65424	A25, L39	72598	T29
53218	A74, L13	54044	A3, S3, S8	56042	A50, M5	69002	A48, F2, F6	72601	T29
53220	A50, L13, L31	54045	A13, S3, S8	56043	A36, M5, M7	69003	A48, F2, F6	72602	T30
53221	A30, L21	54046	A3, S3, S8	A56044	A34, M5, M7	69004	A21, F2, F6	72603	T29
53222	A39, K6	54047	S3	56045	A38, M5, M7	69005	A21, F2, F6	72604	T29
53223	A43, L10	54048	A25, S3, S8	A56045	M5, M7	69006	A63, F2, F6	72605	T29
53224	A43, L35	54049	A37, S3, S8	56046	A71, M5, M7	69007	A63, F2, F6	72606	T30
53226	A31, L13, L31	54052	S4	56047	A49, M5, M7	69008	A54, F2, F6	72607	T29
53227	A39, L42	54053	A24, S4	56048	A39, M5	69011	A3, F2, F6	72608	T29
53235	A63, M5	54054	A21, S3	56051	A25, M5, M7	69012	A3, F2	72612	T29
53238	A38, L35	55007	J5, J10	57016	H9	69013	A16, F2, F6	72613	T29
53241	A75, L23	55009	A40, J5	57017	H2	69019	A24, F2, F6	72614	T29
53243	A21, L35	55010	A3, J5, J10	57030	L38	69020	A24, F2, F6	72616	T29
53244	A3, L17, L31	55022	J5, J10	57031	L38	69021	A3, F2, F6	72618	A47, T7
53255	A40, L35, L31	55025	J5, J10	57032	L38	69022	A3, F2, F6	72619	T29
53256	L23, L31	55027	A45, J5	57033	A42, L38	69025	A6, F2, F6	72624	T29
A53256	L23, L31	55029	A13, J5	57035	A9, L38, L31	69026	A6, F2, F6	72625	T30
53258	A63, L35	55030	A21, J5	57037	L38	69032	A30, F2	72626	T30
53264	A38, M5	55031	A21, J5	57039	L38	69033	A30, F2	72627	T30
53269	A18, L17, L31	55039	A62, J5, J10	57040	L38	69040	A16, F2, F6	72628	A30, T30
53271	A69, L22, L31	55043	A9, J5	57043	L38	69041	A21, F2	72629	T30
53275	A76, L36	55044	A14, J5	57044	A17, L38	69042	A21, F2	72630	T30
53276	A71, L36	55047	J5, J10	57045	A17, L38	69044	A21, F2	72631	A63, T30
53277	A39, L36	55049	J5, J10	57047	L38	69045	A21, F2	72632	T30
53278	A36, L36	55052	A14, J5	57048	A12, L39	70001	A34, F2, F6	72635	A23, T30
53288	A53, L13	55055	A3, J5, J10	57050	L39	70025	A19, F2, F6	72636	A31, T30
53290	A69, L22, L31	55062	A17, J5, J10	57051	L39	70026	A20, F2, F6	72637	T30
53291	A54, L28	55063	A43, J5, J10	57052	A15, L39, L31	70048	A18, F2, F6	72638	T30
53294	A22, L42	55064	J5	57053	L39	70063	A17, F2	72639	A9, T30
53297	A22, L36	55074	A63, J5, J10	57054	L39	70067	A21, F2	72642	T30
53298	A50, L13	55075	A17, J5, J10	57055	L39	70070	A21, F2	72645	A51, T30
53305	A36, L20	55076	J5, J10	57056	L39	70071	A17, F2	72647	A15, T30
53306	A22, L42	55077	A43, J5, J10	57061	L39	70092	A18, F2, F6	72651	T30
53307	A22, L10	55080	A63, J6, J10	57062	L39	72502	A10, T5	72655	T30
53308	A24, L36	55081	A7, J6, J10	57064	L39	72515	A26, T5	72656	A61, T30
53310	A53, L20	55084	A3, J6, J10	57065	L39	72517	A27, T5	72658	T30
53311	A53, L20	55085	A43, J6, J10	57066	L39	72524	A10, T5	72659	T30
53312	A53, L20	55087	J6, J10	57067	A63, L39	72525	A11, T5	72666	A53, T30
53313	A53, L20	55090	A14, J6	57069	L39	72526	A11, T5	75003	A60, T7, T25, T46
53314	A61, L28	55092	A21, J6, J10	57070	L39	72528	A68, T5	75027	T7, T25, T46
53317	A50, L36	55094	A48, J6, J10	57071	L39	72529	A61, T5	75041	T7, T25, T46
53318	A71, L13	55120	J6, J10	57072	L39	72530	A70, T5	75047	A44, T7, T25, T46
53320	A68, L36	55121	J6, J10	57073	L39	72532	A67, T5	75048	A68, T7, T25, T46
53358	L41	55122	J6, J10	57074	L39	72534	A40, T5	75049	A56, T6, T25, T46
53359	L41	55123	J6, J10	57075	L39	72536	A31, T5	75051	A50, T6, T25
53360	L41	55127	J6	57077	L39	72537	A66, T5	75053	T6, T25
53362	L41	55128	A50, J6, J10	57079	L39	72538	A11, T5	75054	T7, T25, T46
53363	L41	55131	J6, J10	57080	L39	72539	A48, T5	75055	T7, T25, T46
53367	L41	55132	J6, J10	57082	L39	72540	A10, T5	75056	T7, T25
53374	A67, L37	55133	J6	57083	L39	72541	A72, T5	75059	T8, T25, T46
54002	A44, S2	55150	J6	57087	L39	72542	A47, T5	75062	T8, T25, T46
54003	A15, S2	55151	J7	61412	A62, M9	72545	A72, T5	75063	T9, T25, T46
54009	A13, S2, S8	55152	J7	62003	A47, N4	72546	A31, T5	75064	T10, T25, T46

continued



NUMERICAL INDEX

Part No.	Page No.	Part No.	Page No.	Part No.	Page No.	Part No.	Page No.	Part No.	Page No.
75065	T5, T25	76103	U2	78220	A6, R32	053172	J7, J10	062567	A3, N4
75066	T5, T25, T46	76104	U2	78221	A47, R32	053173	J7, J10	062571	A18, N4
75067	T11, T25, T46	76108	A18, U3	78222	A30, R32	053184	J7, J10	062573	A7, N4
75068	T9, T25, T46	76201	A32, R31	78225	A22, R19	053185	J7, J10	062574	A44, N4
75069	A58, T7, T25, T46	76204	A18, F5	78226	R6, R32	053189	J7, J10	062577	A21, N4
75070	T9, T25, T46	76205	A18, F5, F6	78232	A70, R32	053190	J7, J10	062581	A50, N4
75073	T25, T46	76208	A51, F5, F6	78233	A38, R32	053191	J7, J10	062584	N4
75074	T6, T25, T46	76210	A3, F5, F6	78234	A39, R32	053192	J7, J10	062587	A30, N4
75075	T11, T25	76211	A51, F5, F6	78235	A47, R19	053195	J8, J10	062588	A77, N4
75077	A60, T7, T25, T46	76213	A51, F5, F6	78236	A30, R19	053196	J8, J10	062590	A30, N4
75078	T26, T46	76216	A66, F5	78237	A5, R19, R32	053205	J8, J10	062592	A53, N4
75081	T26, T46	76218	F5, F6	78238	A12, R32	053206	J8, J10	062595	A50, N4
75084	T5, T26	76224	A68, F5	78239	A13, R32	053226	J8, J10	062596	A53, N4
75087	T9, T26, T46	76401	A20, R32	78241	A22, R6	053227	J8, J10	062602	A50, N4
75088	T8, T27	76404	A25, R23	78243	A22, R7, R32	053238	J8, J10	062604	A50, N4
75089	T10, T27	76406	A50, R23	78244	A8, R32	053239	J8, J10	062605	A53, N4
75091	A33, T7, T27	76411	A3, R24, R32	78245	A25, R32	053240	J8, J10	069206	A34, F3, F6
75092	T10, T27, T46	76412	A74, R23	78249	A32, R32	053241	J8, J10	069207	A61, F3, F6
75095	A34, T7, T27, T46	76413	A19, R23	78250	A31, R7, R32	053242	J8, J10	069213	A4, F3, F6
75096	A64, T7, T27	76414	A19, R32	78252	A64, R19, R32	053271	J8, J10	069214	A18, F3, F6
75097	A55, T6, T26	76417	A5, R32	78253	R19, R32	053272	J8, J10	069225	A39, F3, F6
75100	T13, T27	76420	A17, R32	78255	A61, R32	053274	J7, J10	069239	A46, F3, F6
75120	T13, T27, T46	76421	A34, R24, R32	78256	A61, R32	053275	J8, J10	069248	A15, F3, F6
75121	A18, T6, T46	76422	A18, R24	78257	A8, R32	053276	J8, J10	069269	F3, F6
75122	A60, T6, T26	76423	A3, R23, R32	78258	A67, R7, R32	053277	J8, J10	069343	A10, F3, F6
75126	A23, T6, T26, T46	76427	A3, R23, R32	78259	A31, R32	053297	J8	069344	A3, F3, F6
75127	A18, T6, T46	76428	A10, R23	78260	A12, R7, R32	053298	J8	069348	A44, F3, F6
75128	A44, T6, T26	76429	A44, R32	78262	A5, R32	053299	J8	069376	A54, F3, F6
75129	A67, T5, T26	76431	A74, R32	78263	A40, R32	053300	J8	069399	A20, F3, F6
75130	T18, T26	76438	A20, R23, R32	78264	A16, D9	053301	J8	069405	A28, F3, F6
75138	A56, T7, T26	76439	P12, R23, R32	78265	A4, D9	053302	J8	069417	F3, F6
75143	T14, T27	76500	A18, U3	78266	A3, D9	053303	J8	069419	F3, F6
75144	T15, T27, T46	76501	A9, R31	78268	A64, R32	053304	J8	069430	A29, F3
75145	T14, T27, T46	76502	A41, R17	78269	A15, R32	053830	A37, S4	069448	A12, F3
75146	T14, T27	76505	A18, U3	78272	R19	053831	A18, S4	072340	T41
75147	T16, T27, T46	76600	R2	78273	A67, R32	053972	A62, S3	072523	A26, T7
75148	T14, T27, T46	76602	R2, R32	78274	A13, R32	053977	A18, S4	072528	A34, T7
75149	T15, T27	76603	R2	78275	A3, R23	053978	S4	072533	A26, T7
75150	T14, T27, T46	76604	A46, R32	78276	A8, R32	053981	S3, S8	072534	A73, T7
75151	T14, T27	76605	A10, R2, R32	78278	A74, R32	053982	S3, S8	072535	A44, T7
75152	T14, T27, T46	78000	A8, U1	78279	A77, R7, R32	053983	S3, S8	072537	A30, T6
75153	T14, T26, T46	78001	A6, U1	78274	R7, R32	053984	S3, S8	072538	A26, T6
75158	T15, T26, T46	78006	A10, U1	78286	A21, R7	056117	J5	072540	A56, T6
75161	T16, T26, T46	78007	A63, U1	78291	A63, R19	056867	H49	072545	A4, T6
75165	T16, T26	78014	A9, U1	78292	A53, R32	056868	H49	072546	A6, T6
75167	T19, T26	78016	A10, U1	78294	A50, R19	056999	H49	072547	A51, T6
75168	T17, T26	78017	A10, U1	78299	R19	057105	H51	072550	A37, T7
75170	T17, T26, T46	78020	A7, U1	78300	A21, R19	057133	H49	072555	A8, T7
75172	T15, T26, T46	78021	A63, U1	78301	A62, R19	057134	H49	072557	A37, T7
75174	T17, T27	78022	A35, U1	78310	A23, R32	057179	H51	072560	A60, T7
75177	T16, T27	78023	A7, U1	78311	A53, R19	060071	A46, M5, M7	072561	A47, T7
75179	T17, T27, T46	78024	A9, U1	82011	A64, M18	060090	A30, M5	072562	A4, T7
75181	T16, T27	78025	A4, U1	031046	A22, R27	060103	M5, M7	072564	A71, T7
75183	T16, T27	78026	A10, U1	031218	A42, J5, R32	060104	M5	072565	A52, T8
75186	T17, T26, T46	78028	A23, U1	031296	R27	060116	A76, M3, M7	072567	A25, T8
75187	T17, T26	78105	A3, G36	031366	R11, R32	060120	M5	072568	A42, T8
75188	T19, T26	78106	A20, G36	033239	A4, D8	060121	M5	072569	A14, T8
75192	T18, T26	78107	G36	033240	A9, D8	062500	A44, N4	072570	A22, T8
75193	T19, T26	78110	A16	033241	A17, D8	062519	A58, N4	072573	A28, T9
75196	A3, T7, T26, T46	78112	G36	045155	G36	062529	N4	072574	A35, T9
75197	A64, T7, T26	78113	A61, G36	052671	L10	062532	A43, N4	072575	A35, T9
75198	A16, T7, T27	78114	A13, G36	052672	L10	062537	A12, N4	072576	A54, T9
75199	T19, T27	78115	G36	052707	L10	062542	A40, N4	072585	A8, T8
75202	A33, T7, T27	78118	A68, G36	052708	L10	062548	A31, N4	072590	A69, T8
75229	T19, T27	78120	A23, G36	052939	L41	062549	N4	072594	A43, T8
75230	T19, T27, T46	78122	A67	052940	L41	062551	N4	072595	A63, T9
75231	T17, T27, T46	78203	R6, R32	052941	L41	062552	A54, N4	072596	A4, T9
75232	T19, T27	78204	A11, R32	052942	L41	062553	A3, N4	072597	A14, T9
75234	T15, T27, T46	78205	A40, R6	052948	L41	062556	A36, N4	072598	A17, T9
75235	T19, T27	78206	A53, R6, R32	052949	L41	062557	A42, N4	072599	A3, T9
75236	T17, T27	78209	R6, R32	053013	J7, J10	062560	A30, N4	072603	A30, T8
75238	T18, T27	78210	A21, R6	053168	J7, J10	062561	A16, N4	072607	A44, T8
75247	T18, T28	78212	A63, R32	053169	J7, J10	062562	A18, N4	072608	A46, T8
76022	A3, R24	78216	R6, R32	053170	J7, J10	062564	N4	072610	A39, T8
76102	A41, U4	78218	A35, R32	053171	J7, J10	062566	N4	072611	A49, T9

NUMERICAL INDEX



Part No.	Page No.	Part No.	Page No.	Part No.	Page No.	Part No.	Page No.	Part No.	Page No.
072615	A60, T9	072756	A73, T14	072922	A44, T17	145591	R28	188236	D10
072616	A12, T9	072759	A66, T14	072923	A44, T18	145600	R28	188412	R5
072621	A53, T9	072762	A48, T14	072925	A76, T18	153511	T30	188614	E8
072623	A21, T9	072763	A59, T15	072926	A68, T18	165390	R7	188805	C8
072624	A4, T9	072765	A41, T15	072929	A17, T18	166014	R31	188807	C8
072625	A13, T10	072766	A22, T15	072933	A24, T18	166043	C3	188810	C8
072626	A13, T10	072767	A4, T15	072934	A24, T19	169290	Q9	188812	C8
072628	A8, T10	072768	A25, T15	072936	A28, T19	170070	E12	188814	C8
072629	A25, T11	072769	A38, T15	072941	A70, T19	170288	H2	188818	C8
072630	A53, T11	072770	A71, T15	072942	A60, T19	170290	H10	189210	E8
072631	A16, T11	072771	A39, T15	072943	A18, T19	170570	K5	189237	E8
072632	A16, T11	072772	A42, T14	072947	A9, T19	171290	E8	189238	E11
072634	A14, T11	072773	A49, T14	072948	A31, T19	171330	E10	189252	C8
072635	A57, T10	072774	A5, T14	072950	A59, T18	171380	E2	189253	C8
072636	A53, T10	072776	A3, T14	072952	A5, T18	175041	K4	189272	G8
072637	A38, T10	072777	A13, T14	072953	A6, T18	177074	K4	189275	E12
072639	A67, T10	072778	A12, T14	072954	A10, T18	178920	P14	189277	E12
072640	A61, T11	072779	A13, T14	072960	A56, T18	180361	J3	189294	E14
072643	A40, T11	072780	A12, T15	072964	A26, T19	180364	H9	189295	E8
072645	A24, T11	072781	A14, T15	072965	A67, T19	180377	H9	189296	E8
072649	A22, T11	072782	A14, T15	072966	A50, T19	180396	E8	189297	E13
072650	A48, T11	072783	A16, T15	072968	A59, T19	180454	K4	189307	E8
072651	A41, T10	072784	A16, T15	072970	A61, T19	180620	E9	189308	E9
072652	A32, T10	072787	A63, T15	072971	A15, T19	180630	E8	189314	E11
072653	A21, T10	072804	A28, T15	072972	A52, T19	180636	E9	189315	G9
072655	A32, T11	072805	A67, T16	072973	A51, T19	180732	E11	189322	G35
072659	T39	072806	A7, T16	072976	A23, T19	180740	E8	189368	C8
072661	A4, T11	072807	A4, T16	072978	A12, T19	181261	H10	189386	G35
072662	T39	072808	A52, T16	072988	A53, T18	181300	P12	198868	L20
072663	A64, T11	072810	A31, T16	072989	A11, T18	182560	E14	199002	L35
072664	A31, T11	072811	A31, T16	072996	A23, T18	183919	K5	200609	E8
072665	A64, T11	072812	A32, T16	073007	A53, T18	183940	H9	200712	E8
072666	A36, T12	072813	A32, T17	076013	A21, R32	185000	C3	200713	E8
072667	A9, T12	072814	A43, T17	076014	A3, R32	185002	R10	200731	E8
072672	A21, T12	072815	A44, T17	076016	A3, R32	185007	R7	200732	E8
072673	A61, T13	072816	A41, T17	076411	R23, R32	185012	U4	200736	E7
072675	A40, T13	072817	A15, T17	076414	R23	185015	C8	200737	E8
072676	A73, T13	072819	A57, T17	076415	R23	185022	C3	200738	E8
072678	A73, T13	072820	A57, T17	076419	R23	185081	R29	200760	E8
072682	A3, T13	072821	A51, T17	100003	L12	186111	C6	200806	E8
072683	A21, T12	072822	A61, T17	101496	U4	186114	C6	200826	E8
072684	A21, T12	072823	A8, T17	105991	R28	186709	T39	203136	E7
072685	A22, T15	072825	A24, T17	106343	L23	187007	C7	203148	E9
072687	A31, T15	072826	A10, T16	107461	R28	187009	C8	203239	P18
072688	A35, T13	072827	A16, T16	110770	R17	187042	C7	220158	E12
072691	A24, T13	072833	A16, T16	111704	E8	187045	C7	220162	E8
072693	A3, T13	072835	A7, T16	112201	H21	187048	C7	220173	E7
072699	A3, T13	072836	A53, T16	113211	K7	187050	C8	220174	E7
072700	A41, T12	072837	A54, T16	113531	H9	187051	C7	220194	E12
072701	T37, T46	072840	T41	113611	J6	187052	C7	220195	E12
072702	T37, T46	072841	T42	116141	H40	187058	C7	220196	E8
072703	T37, T46	072842	T42	117980	R22	187060	C7	220197	E8
072705	A42, T12	072844	A41, T16	118261	K4	187075	C7	220201	E8
072707	A7, T12	072845	A47, T17	119184	T25	187081	C7	220253	E12
072708	A28, T12	072850	A21, T17	120560	M9	187085	C7	220258	E8
072711	A44, T13	072853	T42	120584	R22	187087	C8	220278	E8
072712	A24, T13	072856	A12, T17	120610	U4	187094	C8	220280	E8
072713	A58, T13	072857	A12, T17	121610	C3	187700	C8	220281	E8
072714	A58, T13	072859	A16, T17	122431	H2	187704	C8	220287	E8
072723	A44, T13	072865	A4, T17	122514	R24	187757	C8	220298	A10, E12, E16
072725	A15, T13	072874	A38, T17	124300	R5	187758	C8	220299	A10, E12, E16
072727	A52, T14	072876	A39, T16	126444	T30	187794	C8	220308	E8
072728	A52, T14	072877	A4, T16	126453	R17	188156	C8	220348	A59, E12, E16
072733	A41, T14	072888	A22, T16	126484	R31	188206	D10	220351	E8
072734	A10, T14	072894	A41, T16	126490	K6	188211	D10	220380	E8
072735	A4, T15	072895	A9, T16	130680	T26	188216	D10	220382	A10, E12
072737	A13, T15	072896	T42	132464	C3	188218	D10	220383	E8
072738	A35, T15	072902	A31, T17	132470	U4	188219	D10	220389	E12
072740	A9, T15	072903	A12, T17	132483	R31	188220	D10	220408	E12
072741	A13, T15	072909	A32, T17	132486	R12	188222	D8	220414	E8
072742	A48, T14	072910	A53, T17	132544	L11	188227	D5	220418	E8
072746	A21, T14	072914	A21, T17	133551	L23	188230	D5	220447	E8
072748	A53, T14	072916	A39, T17	135444	R7	188232	D10	220459	E12
072754	A73, T14	072920	A30, T17	135480	R7	188234	D10	220499	E8
072755	A69, T14	072921	A44, T17	144921	H18	188235	D10	220506	E8

continued



NUMERICAL INDEX

Part No.	Page No.	Part No.	Page No.	Part No.	Page No.	Part No.	Page No.	Part No.	Page No.
220601	E9	228070	E12	238038	E11	239182	E11	250556	A47, P16, P22
222033	E7	228075	E10	238039	E13	239188	E10	250557	P16, P22
222034	E7	228080	A8	238051	E13	239190	E10, E16	250561	P16
222040	E8	228137	A23, E13, E16	238061	E9	239191	E11	250564	P16
222043	E12	228138	A36, E12, E16	238062	E9	239210	E11	250571	P16
222057	E13	228143	E12	238070	E9	239216	E11	250593	P16
222059	E8	228144	E10	238090	E7	239217	E11	250598	P16
222086	E7	228159	E8	238140	E13	239219	E11	250599	P12
222090	A37, E12, E16	228171	E11	238144	E13	239238	E11	250603	A25, P16, P22
222098	A42, E13, E16	228175	E11	238165	E13	239265	E9	250607	P13
222099	A44, E13, E16	228179	E12	238167	E13	239266	E11	250612	A42, P17, P22
222101	A42, E13, E16	228180	E9	238183	A25, E13, E16	239267	E11	250613	P12
222102	A44, E13, E16	228181	E9	238184	A19, E13, E16	239268	E11	250619	P16
222103	A42, E13, E16	228195	E10	238187	A30, E13, E16	239303	G24	250626	P12
222104	A42, E13, E16	228199	A24, E12, E16	238199	E11	245003	E2	250641	P12
222105	A42, E13, E16	228203	E10	238200	E10	245005	E7	250652	P12
222106	A44, E13, E16	228225	E10	238227	E7	245006	E7	250678	P12
222109	E8	228228	E9	238234	E9	245056	E7	250691	P12
222115	E8	228239	A65, E12, E16	238240	E9	245057	E2	250698	P12
222158	E8	228240	A60, E12	238248	E10	245059	E2	250702	P12
222159	E8	228306	A74, E12	238311	A37, E14, E16	245061	E2	250848	P12
224009	D11	228331	A50, E12, E16	238333	A29, E14, E16	245120	E2	250849	P12
224012	E7	228335	E9	238335	E11	245216	E2	250851	P12
224032	E7	228336	E8	238358	A3, E14, E16	245221	E12	250868	P12
224056	E13	228365	A44, E12, E16	238364	A41, E14, E16	245627	E2	250889	P12
224139	E13	228375	E10	238367	E8	249684	E8	250944	P17
224345	E9	228377	E10	238388	A16, E14	250021	A10, P17, P22	250947	P12
224413	E13	228379	E10	238393	E10	250029	A42, P17, P22	250974	P12
224422	E13	228380	E10	238395	A57, E14, E16	250035	P17	250974	P12
224697	A32, E16	228398	E12	238417	A43, E14, E16	250036	P17	251006	P13
224719	A57, E16	228409	E9	238426	A47, E14, E16	250039	P17	251046	P12
224751	E13	228423	E9	238436	E9	250042	P17	251054	P12
224760	E13	228452	E9	238440	E14	250044	P17	251060	P13
227015	E9	228494	E9	238452	E10	250044	P17	251089	P12
227179	E7	228495	E9	238456	A27, E14, E16	250055	P17	251104	P12
227269	E8	228501	E11	238464	A68, E14, E16	250056	P16	251106	P2
227271	E8	228539	E10	238469	E10	250059	P16	251108	P12
227291	E8	228594	E9	238470	E10	250084	P17	251109	P12
227292	E8	228595	E11	238482	E13	250088	P17	251165	P2
227294	E9	229181	P2	238494	E10	250095	P17	251178	P13
227304	E7	230019	E13	238495	E14	250116	P12	251185	P13
227305	E8	230118	P19	238498	A4, E14	250135	P17	251189	P12
227345	E9	232023	E13	238505	E14	250195	P17	251196	P13
227346	E8	232087	E13	238521	E8	250196	P12	251200	P13
227571	E9	232101	E13	238562	E13	250231	A37, P17, P22	251217	P12
227594	E9	232112	E13	238567	E9	250248	P12	251380	P12
227604	E9	232129	E13	238567	E9	250276	P12	251443	P12
227613	E9	232154	E13	238569	E8	250290	P12	251468	P16
227625	E8	232166	E13	238684	E14	250291	P12	255047	P17
227627	E8	232226	E13	238685	E9	250292	P12	255049	P17
227633	E9	232228	E13	238742	E9	250307	P12	255050	P17
227654	E9	232231	A47, E13, E16	238743	E9	250314	P12	255052	P18
227680	E9	232232	A6, E13, E16	238781	E13	250322	E8	255055	P17
227683	E9	232243	A45, E13, E16	238784	E10	250345	A65, P17, P22	255060	P18
227693	E8	232375	A37, E13, E16	238785	E10	250377	P12	255066	P17
227698	E8	232384	A30, E13, E16	238795	E10	250381	A23, P17, P22	255068	P18
227702	E8	232423	E13	238797	E9, E16	250391	P12	255069	P18
227726	E8	232449	A6, E13, E16	238806	E10, E16	250404	P12	255073	P12
227727	E8	232547	A46, E13, E16	238820	E9	250405	A10, P16, P22	255093	P13
227729	E8	232548	A46, E13, E16	238845	E9, E16	250412	P12	255098	P18
227732	E8	232630	E12	238848	E11	250414	P12	255107	P17
227733	E8	232637	E12	238886	E11, E16	250415	P12	255111	P17
227734	E8	232655	E7	238887	E11	250429	P17	255112	P18
227767	E8	232662	E12	238890	E14	250430	P12	255145	A16, P17, P22
227772	E8	232663	E12	238940	E9, E16	250462	P12	255149	A44, P17, P22
227798	E9	232665	E12	238947	E11, E16	250470	P12	255165	P15
227818	E8	232666	E12	238956	E16	250491	A29, P16, P22	255182	P15
227914	E8	232729	E12	239012	E9	250498	A51, P16, P22	255191	P15
228022	E10	232741	E12	239024	E9	250508	P12	255194	P12
228043	E7	232745	E12	239038	E10	250516	P17	255200	P17
228061	E9	232753	E12	239041	E11	250528	P12	255230	A3, P17, P22
228066	E12	232769	E12	239077	E10	250542	A74, P16	255234	A30, P17, P22
228067	E11	237038	E8	239078	E10	250549	P12	255239	P17
228068	E12	237069	E8	239087	E11	250550	P12	255240	P17
		237119	E9	239090	E11	250552	P12	255259	P17
		238035	E7	239169	E11	250554	A65, P16, P22	255262	P17
								255263	P13

NUMERICAL INDEX



Part No.	Page No.	Part No.	Page No.	Part No.	Page No.	Part No.	Page No.	Part No.	Page No.
255273	A24, P17, P22	256000	P19	270298	A6, P19	271612	P20	291081	P14
255315	P17	256009	P13	270299	A8, P19, P22	271614	P20	291089	P16
255368	A30, P17, P22	256010	P19	270301	A42, P19, P22	271639	P16	291101	P14
255376	A11, P17	256011	A3, P18, P22	270321	P19	271731	P20	291104	P17
255378	A11, P17, P22	256027	P13	270326	P13	271733	P20	291105	P14
255379	A25, P17	256044	A55, P18, P22	270329	P15	271735	P20	291113	P17
255390	P19	256051	P13	270330	P13	271737	P20	291346	P13
255431	P18	256112	P13	270335	P15	271746	P16	291349	P13
255459	E8	256113	P17	270340	P15	271747	P20	291353	P13
255463	P12	256132	P15	270346	P16	271774	P17	291358	P14
255465	P17	256133	P15	270362	P16	271780	P16	291380	P14
255473	P15	256334	P2	270367	A25, P20	271826	P20	291384	P14
255478	P14	256445	P13	270370	P14	271928	P17	291426	P15
255480	P17	256462	P13	270383	A19, P20, P22	271939	P17	291448	P15
255484	P18	256476	P14	270387	P16	290003	P3	291457	P15
255489	P17	256482	P13	270401	A41, P20, P22	290004	P16	291491	P20
255491	P14	256490	P13	270406	P15	290007	P3	291506	P20
255518	P18	256495	P14	270431	A41, P20	290018	P3	291520	P20
255519	P17	256498	P17	270440	P20	290030	P3	291540	P20
255544	P17	256502	P17	270468	A57, P20	290033	P3	291541	P14
255546	A65, P18, P22	256550	P13	270470	P16	290034	P3	291550	P15
255557	E8	256575	P14	270472	P20	290046	P3	291551	P17
255620	P13	256578	P13	270480	P15	290054	P3	291562	P15
255621	P13	256594	P13	270482	P14	290055	P18	291573	P17
255625	P12	256650	P15	270486	P19	290056	P16	291574	P17
255626	P12	256652	P15	270490	A25, P20, P22	290060	P18	291585	P13
255646	P17	256748	P13	270520	P16	290063	P3	291591	P15
255649	P12	256762	P12	270532	P14	290064	P3	300990	A22, D9
255651	A52, P18, P22	256892	P13	270538	P16	290067	P16	301186	A11, M18
255653	P18	260004	P18	270545	A18, P20, P22	290081	P13	301187	A10, M18
255659	P12	260005	P18	270547	A27, P20, P22	290141	P3	304084	A73, M9
255666	A62, P18, P22	260072	P18	270548	A15, P20, P22	290144	P3	304812	A22, D9
255667	P18, P22	260153	A46, P18, P22	270554	A32, P20, P22	290146	P3	304862	A69, M9
255670	P18	260154	A37, P18, P22	270557	A4, P20, P22	290147	P17	304919	M18
255672	P13	260175	P18	270562	P16	290148	P3	304994	A12, M9
255673	P13	263010	P18	270643	P16	290149	P19	305409	M4
255684	A11, P18	263011	P15	270882	P16	290151	P3	308234	R17
255687	P18	263013	P18	270883	P12	290152	P3	310081	Q12
255721	A6, P18, P22	263018	P2	270889	P12	290157	P17	310107	Q6
255722	A69, P18, P22	263021	P18	270927	P2	290162	P3	310111	Q6
255727	P13	263032	P18	270928	P2	290171	P18	310119	Q6
255728	P12	263038	P18	270931	P14	290172	P3	310254	A44, Q2, Q17
255729	P15	263052	P18	271047	P14	290175	P3	310259	A65, Q2, Q17
255762	A37, P18, P22	263058	A45, P18, P22	271048	P14	290177	P17	310380	A42, R32
255771	A6, P19, P22	263080	A52, P18, P22	271050	P14	290181	P3	310390	Q6, R27, R32
255780	P12	263087	A39, P18, P22	271051	P14	290182	P3	310392	A9, R32
255788	P19	263101	A32, P18, P22	271134	P20	290186	P3	310396	Q6, R27
255796	P17	263130	A38, P19, P22	271148	P20	290187	P17	310494	A24, Q2, Q17
255798	P17	263131	A32, P19, P22	271149	P14	290188	P3	310518	A24, Q2, Q17
255806	P13	263158	P18	271153	P20	290191	P3	310656	A6, R32
255810	P13	265021	P19	271154	P20	290192	P3	310704	M9
255828	P19	265049	P19	271195	P20	290193	P17	310738	R28
255837	P15	265051	A33, P19, P22	271197	P16	290194	P17	310750	A19, Q2, Q17
255840	P17	265062	P19	271207	P15	290198	P3	310754	A74, Q2, Q17
255851	P12	265063	P19	271221	P15	290200	P19	310757	A74, Q2, Q17
255853	P13	270004	P12	271276	P14	290201	P3	310801	A62, Q2, Q17
255854	P13	270017	P15	271279	P15	290213	P3	310818	A62, Q2, Q17
255857	A76, P19, P22	270029	P15	271293	P15	290214	P3	310823	R28
255858	P13	270038	P13	271294	P15	290215	P3	310918	R28
255863	P13	270063	A8, P19, P22	271305	P14	290217	P3	311058	Q13
255867	P15	270064	A20, P19, P22	271306	P14	290218	P17	311059	Q13
255884	P17	270078	P15	271325	P14	290219	P3	311061	R17
255886	P13	270131	E9	271364	P20	290229	P17	311068	R28
255890	A51, P19, P22	270140	P20	271365	P16	290232	P3	311075	R28
255892	P19	270207	P16	271402	P14	290233	P3	311132	A50, R32
255901	A44, P19, P22	270208	P17	271420	P16	290234	P17	311151	Q12
255912	P12	270214	P14	271458	P15	290239	P16	311152	Q12
255941	P13	270243	A63, P19, P22	271497	P15	291016	P19	311153	Q12
255942	A19, P19, P22	270244	A12, P19, P22	271528	P15	291042	P12	311156	A24, R28, R32
255945	P13	270258	P14	271536	P20	291043	P14	311301	R28
255972	A51, P19, P22	270267	P19	271552	P14	291050	P16	312068	R10
255973	A51, P19, P22	270287	P16	271578	P14	291059	P12	312101	A7, R10
255986	A40, P19, P22	270293	P16	271600	P20	291069	P13	312151	A6, R32
255988	A50, P19, P22	270294	P14	271609	P20	291070	P12	312158	R10
255998	A19, P19, P22	270296	P20	271610	P20	291077	P12		

continued



NUMERICAL INDEX

Part No.	Page No.	Part No.	Page No.	Part No.	Page No.	Part No.	Page No.	Part No.	Page No.
312168	A39, R32	315144	R31	316228	A44, R32	317063	A19, R32	318504	A10, M9, M12
312270	A39, R32	315148	A64, R30	316231	A3, R2, R32	317067	A29, R32	318505	A6, M9, M12
312272	A62, R32	315149	A64, R32	316233	A15, R2	317073	A38, R32	318507	M9, M12
312305	R10	315206	A14, R2	316237	A7, R32	317075	A6, R32	318522	A11, M9, M12
314014	A65, R32	315213	A12, R16	316238	A7, R32	317079	A69, R32	318526	A6, M9, M12
314026	A4, R32	315215	A69, R2, R32	316239	A7, R32	317082	A65, R32	318534	A7, M9, M12
314047	A7, R32	315220	A77, R9	316243	A16, R32	317085	A47, R32	318577	A51, M9, M12
314086	A32, R32	315224	A77, R16	316244	A43, R32	317089	A6, R32	318594	A32, M9, M12
314090	A6, R32	315228	R16	316276	A14, R12, R32	317092	A68, R32	318596	A26, M9, M12
314091	A50, R9, R32	315233	A40, R2	316284	A28, R32	317100	A8, R32	318604	A6, M9, M12
314104	A47, R32	315236	A73, R32	316285	A13, R12	317308	A14, R32	318612	A40, M9, M12
314110	A52, R32	315239	A73, R2	316286	A12, R12	317310	A69, R32	318651	A62, M9, M12
314124	A29, R32	315241	A67, R32	316287	A47, R12, R32	317315	A28, R32	318693	A26, M9, M12
314129	A6, R32	315242	A41, R2	316352	A63, R8	317316	A77, R25	318731	A54, M9, M12
314142	A49, R32	315243	A9, R16	316365	A26, R20	317320	A13, R25	318732	A40, M9, M12
314144	A45, R32	315244	A9, R9	316366	A28, R32	317324	A40, R25	318864	M8
314146	A52, R32	315258	A28, R32	316367	A7, R22	317326	A73, R32	318869	M9
314187	A62, R32	315260	A64, R32	316368	A7, R20	317331	A67, R25	318874	A13, M9
314218	A7, R32	315507	A70, R32	316369	A7, R30	317332	A13, R25	318891	M8
314223	A8, R32	315543	A3, R26	316370	A64, R32	317335	A31, R32	318892	M8
314226	A51, R32	315714	A6, R32	316371	A64, R32	317337	A9, R25	318893	M8
314227	A51, R32	315723	A10, R32	316373	A52, R32	317338	A76, R32	318894	M8
314231	A62, R32	315726	A11, R26	316374	A51, R32	317357	A61, R25	318896	M8
314403	A16, J6, R32	315730	R26	316375	A52, R32	317362	A7, R25, R32	319003	M4
314404	A62, R32	315734	R26	316381	A67, R8, R32	317363	A64, R32	319081	A72, M9
314421	A4, R32	315737	A3, R32	316386	A7, R4	317364	A52, R32	319082	A71, M9, M12
314422	A42, R32	315738	R26	316388	A59, R30	317365	A41, R25, R32	319106	M8
314427	R19, R32	315739	A52, R32	316389	A59, R32	317366	A59, R32	319107	M8
314436	A65, R32	315746	A17, R26	316390	A50, R31	317370	A41, R32	319123	L41
314437	A40, R2, R32	315762	A17, R32	316391	A50, R30	317371	A61, R25	319177	M9
314442	A38, R32	315774	R26, R32	316393	A53, R30	317373	R25, R32	319215	M9
314544	A61, R32	315951	R2	316398	R16	317375	R25	319217	M9
314547	A68, R32	315986	R20	316399	R25	317453	R30	319221	M9
314548	A61, R32	315989	A13, R4	316401	A64, R12	317456	A25, R20	320143	Q6
314613	A40, R32	315995	A38, R9	316416	A43, R32	317457	R20	320567	Q12
314614	A62, R32	315996	A35, R32	316420	A20, R12	317458	R20	321178	Q6
314631	A75, R32	315997	A35, R32	316425	A52, R32	317463	A23, R20	321432	A10, Q13
314660	R9	315998	A35, R32	316434	A16, R16	317501	A43, R32	321449	Q7
314662	A6, R22, R32	316102	R16, R32	316436	A64, R32	317502	A43, R32	321477	Q13
314664	A4, R32	316113	A35, R32	316437	A43, R32	317503	A44, R32	321478	Q13
314665	A4, R32	316115	A61, R16	316449	R12	317507	A38, R30	321520	A43, Q13
314683	A4, R2, R32	316116	A61, R9	316475	A73, R32	317508	A38, R20	321522	Q13
314691	A4, R32	316117	A53, R32	316478	A12, R2	317515	A41, R32	321700	A70, Q12
314695	A40, R32	316118	A7, R16	316483	A67, R20	317524	A76, R32	321705	A70, Q12
314696	A40, R32	316121	A38, R32	316484	A67, R30	317526	A76, R30	321707	Q12
314698	R9	316123	A39, R16	316485	A41, R8	317529	A76, R31	321708	A70, Q12
314713	A8, R32	316124	A39, R20	316486	A41, R31	317530	A18, R30	321824	Q6
314722	A15, R32	316128	A25, R2	316487	A41, R2	317531	A68, R8	321881	Q6
315002	A50, R2, R32	316129	A18, R16	316488	A77, R32	317532	A68, R20	321882	Q6
315031	A74, R16	316131	A6, R16	316490	A47, R32	317533	A60, R32	321894	Q12
315037	A39, R16	316133	A61, R16	316491	A31, R32	317577	R26	321896	Q12
315042	A49, R2, R32	316134	A61, R9	316492	A47, R32	317578	R31	321897	A30, Q12
315044	A18, R2	316135	R20	316493	A26, R32	317580	R26	321900	A30, Q12
315059	A25, R32	316136	A50, R16	316494	A9, R20	317601	A9, R30	321902	A30, Q12
315061	A12, L10, R32	316137	A50, R20	316496	A9, R2	317602	A41, R30	321907	A47, Q12
315062	A53, R20, R32	316140	A50, R9	316497	A31, R32	317603	A41, R16	322017	Q14
315066	A12, R32	316144	A53, R16	316498	A31, R32	317649	A9, R32	322048	Q12
315069	A64, R20, R32	316146	R16	316499	A31, R32	317662	A76, R16	322056	Q6
315075	A53, R20, R32	316147	R9	316509	A15, R8	317913	R4	322093	Q6
315076	A36, R32	316153	R9, R32	316510	A15, R30	317942	R4	322150	Q6
315077	A25, R32	316204	A31, R9	316511	R12	317944	R4	322166	Q8
315094	A53, R32	316205	A6, R32	316622	A41, R16	318104	R4	322167	Q9
315098	A58, R32	316206	A32, R32	316623	A41, R30	318156	R30	322168	Q8
315099	R20	316211	R10	316630	R30	318161	A61, R32	322175	Q6
315104	A14, R2, R32	316214	A60, R20, R32	316632	A63, R30	318167	R30	322176	Q8
315112	A28, R32	316215	R22, R32	316633	A39, R30	318168	R30	322187	Q10
315118	A12, R20	316216	A32, R32	316637	A31, R16	318169	R30	322193	Q11
315119	A12, R8	316217	A43, R32	316645	A41, R22	318171	R30	322199	Q11
315121	A69, R2	316218	A43, R32	316646	A41, R30	318172	R8	322211	Q12
315123	A77, R2, R32	316219	A43, R32	316686	A63, R16	318352	J6	322217	Q11
315131	A13, R9	316220	A43, R32	316688	R30	318354	U7	322228	Q11
315132	A13, R20	316221	A73, R8	317000	A7, R32	318363	R20	322233	Q11
315133	A13, R30	316224	A12, R32	317007	A46, R32	318369	R30	322241	Q6
315134	R20, R32	316225	A44, R32	317031	A30, R32	318378	A53, R2	322264	Q11
315135	R30, R32	316226	A44, R32	317044	A7, R32	318386	R20	322267	Q11
315140	A40, R2	316227	A44, R32	317051	A6, R32	318387	R20	322323	A29, Q12

NUMERICAL INDEX



Part No.	Page No.	Part No.	Page No.	Part No.	Page No.	Part No.	Page No.	Part No.	Page No.
322324	Q12	323156	Q7	323720	Q10	324066	Q6	324539	Q6
322330	A31, Q13	323157	Q7	323721	Q10	324093	Q6	324548	Q12
322335	Q11	323160	Q15	323723	Q10	324113	Q7	324559	Q9
322337	Q11	323161	Q16	323734	Q8	324114	Q7	324569	Q6
322340	Q11	323162	Q15	323736	A23	324116	Q6	324582	Q9
322346	Q11	323163	Q16	323738	A23, Q7	324117	Q9	324584	Q9
322354	Q10	323168	A65, Q15	323761	A62, Q16	324120	Q7	324586	Q9
322359	Q11	323181	A37, Q15	323762	A62, Q16	324127	Q6	324590	Q11
322363	Q11	323183	Q16	323768	Q8	324130	Q6	324629	Q9
322370	Q11	323184	Q16	323770	A40, Q16	324131	Q6	324646	Q8
322376	Q10	323190	Q6	323776	Q16	324140	Q7	324655	Q9
322381	Q11	323198	A25, Q15	323778	Q16	324145	Q7	324656	Q9
322382	Q7	323199	A36, Q15	323779	Q16	324146	Q6	324661	Q8
322383	Q11	323205	A37, Q15	323780	Q16	324151	Q8	324663	Q9
322385	Q11	323211	Q15	323782	Q10	324154	Q8	324673	Q8
322392	Q8	323241	A62, Q15	323785	Q9	324156	Q6	324684	Q8
322397	Q10	323243	A62, Q15	323787	Q12	324158	Q8	324685	Q8
322399	Q9	323249	Q15	323801	A25, Q16	324196	Q6	324690	Q10
322400	Q7	323259	Q16	323808	Q6	324199	Q6	324693	Q8
322406	Q8	323260	Q16	323809	Q16	324208	Q6	324735	Q10
322478	Q10	323274	Q10	323810	Q9	324214	Q6	324765	Q11
322479	Q10	323290	A68, Q14	323812	Q6	324217	Q8	324774	Q9
322482	Q6	323319	Q7	323816	A37, Q16	324218	Q7	324782	Q9
322492	Q11	323320	A6, Q14	323818	Q16	324227	Q7	324786	Q9
322518	Q11	323327	Q10	323821	A25, Q16	324228	Q8	324796	Q10
322519	Q12	323328	Q9	323822	A38, Q16	324229	Q7	324801	Q8
322520	A11, Q13	323355	Q11	323823	Q7	324235	Q8	324803	Q8
322521	A11, Q13	323418	Q9	323837	Q12	324239	Q10	324804	Q10
322526	A10, Q13	323430	A67, Q14	323854	Q11	324243	Q6	324806	Q10
322530	A11, Q13	323432	Q14	323855	Q8	324249	Q8	324807	Q11
322540	Q11	323433	Q6	323857	Q12	324256	Q7	324808	Q7
322541	Q11	323436	A68, Q14	323870	A66, Q16	324257	Q7	324815	Q9
322577	Q8	323438	Q6	323871	A66, Q16	324258	Q7	324819	Q10
322593	Q14	323440	A67, Q14	323874	Q16	324293	Q7	324828	Q11
322612	Q11	323441	A68, Q14	323875	Q16	324297	Q7	324836	Q7
322664	Q11	323442	Q7	323877	Q11	324300	Q7	324839	Q11
322665	Q9	323444	Q12	323878	Q12	324302	Q11	324845	Q7
322677	Q10	323454	Q6	323881	Q9	324314	Q6	324869	Q10
322678	Q11	323474	Q7	323882	Q8	324316	Q10	324885	Q9
322679	Q11	323505	A68, Q14	323890	Q10	324317	Q8	324888	Q6
322706	A74, Q13	323506	A68, Q14	323893	Q10	324333	Q7	324892	Q6
322743	Q12	323507	A68, Q15	323895	Q10	324338	A23	324895	Q10
322745	Q12	323508	A68, Q15	323898	Q10	324343	Q12	324896	Q9
322749	Q11	323509	A68, Q15	323905	Q8	324347	Q8	324897	Q9
322753	Q7	323510	A68, Q15	323907	Q6	324353	Q9	324898	Q7
322757	A12, Q13	323511	A69, Q15	323911	Q8	324358	Q8	324900	Q9
322758	A12, Q13	323512	A69, Q15	323917	Q8	324363	Q9	324921	Q7
322760	Q13	323513	A69, Q15	323919	Q6	324371	Q7	324923	Q11
322762	A15, Q13	323514	A69, Q15	323926	Q9	324377	Q7	324937	Q9
322766	Q12	323515	A69, Q15	323928	Q10	324382	Q8	324940	Q10
322768	Q8	323519	Q14	323933	Q10	324385	Q6	324943	Q9
322769	Q11	323523	A69, Q15	323939	Q10	324388	Q6	324951	Q9
322775	A71, Q13	323524	A69, Q15	323940	A42, Q16	324392	Q6	324957	Q10
322776	A72, Q13	323581	A37, Q16	323942	Q16	324395	Q8	324963	Q10
322845	Q14	323582	A39, Q16	323967	Q6	324397	Q6	324965	Q8
322866	Q14	323589	Q7	323970	Q6	324398	Q8	324971	Q7
322868	Q16	323598	Q7	323975	Q6	324468	Q7	324975	Q10
322870	A70, Q14	323602	Q16	323977	Q11	324469	Q6	324978	Q6
322874	Q14	323611	Q15	323994	Q6	324470	Q6	324979	Q6
322877	Q14	323612	Q10	323995	Q6	324474	Q7	324992	Q6
322884	Q7	323616	A37, Q16	323996	Q6	324475	Q7	325347	A71, R31
322885	A70, Q14	323623	Q7	323997	Q6	324476	Q7	325348	A71, R31
322886	A70, Q14	323624	Q7	324006	Q7	324477	Q7	325349	A70, R31
322890	A47, Q14	323631	A74, Q16	324010	Q6	324478	Q7	325369	A69, R31
322893	Q14	323635	Q10	324014	Q6	324487	Q8	325721	A70, R31
322953	Q12	323646/S	Q16	324015	Q6	324493	Q9	325744	A12, R31, R32
322954	A66, Q14	323647	Q16	324016	Q6	324504	Q6	325745	A12, R32
322969	A66, Q14	323648	Q16	324018	Q6	324507	Q9	325882	A12, R31
322970	A8, Q14	323649	Q16	324019	Q6	324509	Q8	325883	A12, R31
322994	A8, Q14	323655	A74, Q16	324026	Q7	324511	Q8	326345	A71, R25
322998	A7, Q14	323661	A68, Q16	324027	Q7	324512	Q9	326540	A12, R32
323082	A44, Q15	323691	A68, Q16	324044	Q7	324513	Q9	327074	A40, R17
323137	A40, Q15	323713	Q9	324047	Q7	324525	Q9	330625	Q13
323140	Q7	323715	A65, Q16	324053	Q7	324527	Q12	330637	Q12
323141	A65, Q15	323718	Q12	324054	Q7	324536	Q6	330642	Q12
323155	Q6			324058	Q7	324537	Q6	330647	Q12



NUMERICAL INDEX

Part No.	Page No.	Part No.	Page No.	Part No.	Page No.	Part No.	Page No.	Part No.	Page No.
330671	Q11	337936	D4, D11	347410	R17	369149	C3	400150	G8
330713	Q12	337937	D4, D11	347432	R17	369164	A50, C1, C4	400154	G28
330746	Q12	339203	D5	347444	R17	369169	A3, C1, C4	400164	G8
331010	Q6	339211	D5	347465	R28	369251	A52, C1, C4	400181	G14
331011	Q11	339231	D6, D11	347477	R28	369259	A75, C1, C4	400203	A11, G23, G37
331014	Q12	339233	D6, D11	347482	R28	369260	A40, C3	400206	A10, G23
331024	Q13	339248	D6	347486	R28	369263	A26, C1, C4	400206/S	G23, G37
331037	Q9	340529	U3	347560	R28	369264	A6, C1, C4	400210	G24
331056	Q12	344043	R12	347573	R28	369269	A50, C1, C4	400284	G8
331073	Q11	344160	A25, R32	347574	R28	369270	A35, C1, C4	400290	A32, G23, G37
331081	Q12	344197	R12	347582	R28	369272	A47, C1, C4	400304	G8
331087	Q13	344351	A24, R32	347790	R28	369274	A31, C1, C4	400308	G8
331091	Q6	344357	A47, R32	348048	A46	369283	A75, C1, C4	400311	G24
331095	Q13	344383	A74, R32	351567	A34, R17	369295	A9, C1, C4	400315	G23
331159	Q13	344391	A30, R32	354021	A74, D9, D11	380090	A32, F6	400316	G8
331301	Q13	344403	A68, R32	359013	A39, R15	380126	F6	400415	G8
331305	Q13	344427	A52, R32	359064	A32, R32	380148	A25, F6	400520	G17
331306	Q13	344432	A61, R32	359216	A8, R32	380150	A17, F6	400812	G25
331352	Q11	344436	A19, R32	359236	A40, R3	380168	A27, F6	400843	G8
331353	Q13	344440	A68, R32	359350	A19, R3	380168/S	A26, F6	400853	G8
331359	Q13	344442	A29, R32	359357	A16, R3	380191	A50, F6	400881	G9
331429	Q13	344443	A19, R11, R32	359358	A37, R3	380192	A45, F5	400890	G10
331431	Q11	344446	A52, R32	359488	A46, R32	380234	A25, F6	400898	G10
331441	Q7	344449	A46, R32	359653	A76, R9	380259	F6	400922	G11
331443	Q10	344466	A47, R32	359660	A8, R32	380260	F6	401091	G37
331444	Q13	344472	A52, R32	359670	A75, R15	380293	F5, F6	401290	G29
331548	Q12	344473	A38, R32	359671	A75, R9	380326	Q2	401327	G14
332001	A32, D5, D11	344477	A51, R32	359674	A76, R15	380327	Q2	401335	G16
332151	A54, D5, D11	344479	R14	359790	U4	380427	R5	401510	G13
332153	D5	344484	A52, R32	359831	A51, R32	380521	A18, R32	401612	A33, G33, G37
332168	D5	344485	A74, R32	359863	A17, R32	380527	F6	402032	G33
332176	D11	344501	A27, R32	360020	A52, R5	380738	F6	402080	G17
332177	A57, D5, D11	344508	R11	360026	A50, R5	385001	D11	402101	G10
332178	D5	344509	R11	364000	A10, C1, C4	385019	A54, D8, D11	402151	G33
332179	A25, D5, D11	344510	A45, R32	364008	A10, C1, C4	385025	A47, D8, D11	402251	G16
332186	A10, D5, D11	344528	A10, R32	364041	C3	385032	A46, D8, D11	402285	G8
332187	D11	344536	A10, R32	364260	C1, C4	385038	D8	402305	G25
332192	A45, D5, D11	344540	A27, R32	364284	C3	385049	D8, D11	402306	G8
332195	A25, D5, D11	344544	A45, R32	364322	A60, C1, C4	385101	A74, D8, D11	402311	G25
332200	D5	344597	A45, R15	364343	A30, C1, C4	385103	D8	402313	G15
332201	D5, D11	344610	A41, R32	364365	A51, C1, C4	385173	D8	402314	G15
332202	A23, D5, D11	344612	A66, R32	364366	A10, C1, C4	385174	D8	402345	G8
332203	A25, D5, D11	344614	A67, R32	364391	A39, C1, C4	385175	A26, D8, D11	402365	G12
332317	D5, D11	344615	A66, R32	364428	A54, C1, C4	385184	A30, D8, D11	403218	G24
334004	D5	344619	A23, R32	364430	A62, C1, C4	385200	A21, D8, D11	403228	G26
334283	D5	344639	A70, R32	364431	A29, C1, C4	385211	A3, D8, D11	403268	G8
334503	A47, D5, D11	344640	A68, R32	364434	A7, C1, C4	385221	A27, D8, D11	403288	G26
334551	A10, D5, D11	344645	A25, R32	364441	A52, C3	390380	D4	403288/S	G27
334553	D4	344646	R11	364470	A17, C1, C4	390381	D4	403297	G26
334561	D4	344657	A71, R32	364486	A70, C1, C4	391453	D5	403306	G24
334572	A7, D5, D11	344658	A72, R32	364492	A19, C1, C4	391454	D5	403321	G8
334573	A11, D5, D11	344663	A66, R32	364493	A65, C1, C4	391600	D4	403611	G10
334574	A38, D6, D11	344675	A67, R32	364494	A65, C1, C4	397046	A41, R17	403654	G10
334608	A67, D6, D11	344679	A11, R32	364503	A6, C1, C4	400001	G8	403659/S	G29
334610	A46, D6, D11	344694	A51, R32	364510	A54, C1, C4	400034	G8	403670	G10
334649	D4	344715	R10	364511	A15, C1, C4	400051	G8	403831	G24
334906	D5	344729	R12	364536	A52, C1, C4	400052	G8	403865	G25
334972	D5	344851	A75, R32	364540	A67, C1, C4	400095	G25	403866	G14
334976	D4	344874	A22, R32	364552	A38, C1, C4	400099	G35	403925	A12, G24, G37
334977	D4	344882	A19, R32	364570	A38, C3, C4	400100	G25	403953	G26
335361	D5	344887	A70, R32	364576	A49, C1, C4	400107	G14	403957	G10
335682	D5	344889	A75, R32	364595	A62, C1, C4	400114	G24	403959	G10
336002	D4, D11	344890	A47, R32	364628	A54, C1, C4	400115	G17	404037	G9
336022	D4	344910	A18, R32	364634	A75, C1, C4	400116	G8	404250	G27
336181	A50, D6, D11	344920	A26, R32	364642	A33, C4	400118	G24	404299/S	G27
336182	A3, D6, D11	344924	A25, R32	364647	A54, C1, C4	400120	G25	404302	A32, G24, G37
336189	D11	344927	A3, R32	364657	A55, C1, C4	400122	G24	404310	G29
336190	D5, D11	344928	A25, R32	364872	C1, C4	400125	G16	404370	G8
336212	A19, D6	344931	R12, R32	369001	A3, C1, C4	400127	G10	404374	G8
337820	A30, D6, D11	344990	R12	369038	A16, C1, C4	400130	G9	404398	A24, G24, G37
337828	A39, D6, D11	345045	R17	369047	A35, C1, C4	400131	G24	404410	G10
337830	A30, D6, D11	345065	R12	369076	A47, C1, C4	400132	G25	404411	G10
337837	A6, D6, D11	345070	R10	369088	A65, C1, C4	400135	G9	404422	G8, G37
337909	A8, D6, D11	347375	R17	369100	A44, C1, C4	400137	G26	404425	A60, G24
337910	A11, D6, D11	347406	R17	369124	A42, C1, C4	400141	G8	404435	G8
337911	A6, D6, D11	347408	R17	369125	A25, C1, C4	400149	G8	404436	G25

NUMERICAL INDEX



Part No.	Page No.	Part No.	Page No.	Part No.	Page No.	Part No.	Page No.	Part No.	Page No.
404437	G24	406051	A37, G25, G37	407231/S	G10	409577	G10	410765	G11
404453	G24	406053	A52, G25, G37	407238	G8	409579	G8	410767	G10
404454	G26	406054	A52, G26, G37	407241	G8	409580	G8	410820/S	G15
404455	G8	406056	G25	407248/S	G12	409582	G9	410854	G27
404456	G25	406066	G25	407256/S	G9	409583	G9	410876	G8
404458	G11	406068	A76, G26, G37	407266	A19, G27, G37	409588	G9	411012	G9
404459	G29	406069	A76, G26, G37	407267/S	G9	409591	G9	411029	G16
404461	G9	406070	A76, G26, G37	407275	A74, G27, G37	409592	G9	411031	G9
404520	G8	406071	A30, G26, G37	407279	G9	409593	G11	411045/S	G16
404561	G27	406078	A62, G26, G37	407288	G13	409596	G24	411046/S	G16
404598	G9	406087	G15	407306	A72, G27	409601	A71, G29, G37	411052	A42, G29, G37
404802	G26	406103	G13	407308	A8, G27, G37	409603	G12	411061	G18
404842	G26	406105	G10	407313	G15	409607	A42, G29	411087	G16
404866	G26	406106	G14	407321	G25	409613	G8	412201	G8
404887	G8	406132	G8	407326/S	G11	409614	G8	414585	G9
404888	G15	406135/S	G25	407328	A7, G27, G37	409615	A75, G29, G37	414618	G9
404912	G14	406136/S	G9	407329	A17, G27, G37	409624	A26, G28, G37	414630	G9
404915	A69, G24, G37	406137/S	G11	407330	A51, G27	409625	G24	414704	G8
404924	G26	406138	G16	407336	A15, G27, G37	409629	A62, G28, G37	414707	G8
405281	G16	406142	G29	407341	G27	409631/S	G15	414713	G8
405282	G9	406262	A68, G26, G37	407344	G24	409635	G8	414715	G8
405321	G18	406267	G16	407345	A62, G28, G37	409636	G15	414734	G11
405337	G18	406269	A55, G26, G37	407348	A62, G28	409637/S	G9	414770	G18
405363	G18	406274	A16, G27, G37	407349	A63, G28, G37	409639	A51, G28, G37	414909	G10
405394	G10	406283	A69, G27, G37	407360/S	G10	409641	A37, G28, G37	414915	G12
405395/S	G10	406284	A57, G27, G37	407366	G10	409642	A75, G28, G37	414950	G11
405396/S	G8	406287	G9	407370	G11	409644	G9	414973	G11
405448	G9	406291	A56, G27, G37	407371	G9	409651	G8	415088	G8
405463/S	G25	406298	G9	407916	G25	409653	G8	415121	G11
405465	G25	406303	G27	407917	G14	409656	G8	415135	G11
405488	G23	406318	A72, G27, G37	407932	G10	409660	G9	415146	G11
405492	A43, G37	406319	A25, G27, G37	408120	G33	409664	G13	415158	G11
405507	A37, G24, G37	406320	A25, G27, G37	408131	G33	409921	G8	415256	G12
405508	A10, G24, G37	406326	A19, G27, G37	408352	G15	409922	G10	415359	G9
405509	A65, G25, G37	406333	A64, G27, G37	408354	G28	409928	A70, G28, G37	415470	G12
405510	A47, G25, G37	406335	A52, G27, G37	408355	G10	409929	A47, G28, G37	415473	G12
405514	A52, G25, G37	406341	A23, G27, G37	408357	G8	409930	A26, G28, G37	415487	G17
405515	A32, G25, G37	406345	A51, G26, G37	408369	G8	409934	G11	415488	G10
405516	A56, G25, G37	406346	A36, G26, G37	408370	G16	409958	G8	415707	G10
405541	A75, G25, G37	406350	G13	408374	G15	409974	G12	415708	G10
405543	A65, G25, G37	406352	A23, G26, G37	408376	A19, G28, G37	410021	G8	415729	G9, G37
405546	A61, G25, G37	406353	A24, G26, G37	408380	A19, G28, G37	410022	G8	415730	G8
405556	A50, G25, G37	406354	A57, G26	408382/S	G18	410027	G9	415731	G11
405557	A51, G25, G37	406469	G8	408404	G21	410033/S	G8	415745	G12
405558	A75, G25, G37	406474	G28	408408	G14	410041	A19, G29, G37	416001/S	G11
405567	A62, G24, G37	406551	A38, G26	408468	G11	410042	A74, G29, G37	416004/S	G10
405568	A52, G24, G37	406566	A76, G26, G37	408475	G10	410046/S	G29	416012/S	G11
405569	A52, G24, G37	406567	A30, G26, G37	408532	G10	410048/S	G14	416019/S	G13
405570	A47, G24, G37	406601	G8	408534/S	G8	410049/S	G8	416026/S	G19
405580	A75, G24, G37	406611/S	G29	408540	G12	410137	G8	416029/S	G17
405583	G8	406617	A6, G27, G37	408541	G12	410351	G21	416035/S	G15
405585	A6, G24, G37	406622	A57, G27, G37	408542	G15	410501	A74, G29, G37	416042/S	G12
405588	G8	406654	G10	408656	A7, G28, G37	410503	A19, G29, G37	416047/S	G12
405590	G24	406699	G13	408662	A6, G28, G37	410504	A17, G29, G37	416051/S	G10
405601	A11, G24, G37	407009	G27	408664	A6, G28, G37	410509	G8	416055/S	G13
405616	A60, G24, G37	407010	G8	408669	A65, G29, G37	410520	G8	416075/S	G14
405651	A34, G25, G37	407030	G9	408670	A65, G29, G37	410527/S	G8	416076/S	G11
405743	G11	407043	G8	408671	A30, G29, G37	410529	G29	416077/S	G14
405748/S	G8	407044	G8	408673	A7, G29, G37	410581	G8	416078/S	G15
405819	G11	407050	G8	408683	A65, G29, G37	410584	G8	416079/S	G14
405829	G18	407106	G8	408903/S	G8	410590	G8	416082/S	G15
405903	G9	407131	G8, G37	408913	G10	410600	G8, G33	416083/S	G15
405945	A29, G25, G37	407156	G27	408914	G8	410601	G8	416088/S	G15
405951	A45, G25, G37	407157	G27	408940	G8	410604	G9	416089/S	G8
405955	G25	407159	G9	408948	G8	410605/S	G9	416103/S	G14
405957	A51, G25, G37	407168	G9	408954	G29, G37	410610	G15	416106/S	G17
405974	A3, G25, G37	407183	G9	408959/S	G9	410612	G8	416107/S	G16
405983	A47, G25, G37	407185	G9	408989	G8	410619	G27	416109/S	G18
405985	A62, G25, G37	407189	G28	408991	G10	410620	G11	416111/S	G22
405994	A33, G25, G37	407206/S	G9	408994	A27, G29, G37	410700	A27, G29, G37	416113/S	G17
405996	G25	407213	A74, G27, G37	408995	A28, G29, G37	410701	A25, G29, G37	416115/S	G20
406011	G25	407216	G27	408999	G10, G37	410702	A37, G29, G37	416125/S	G17
406015	G9	407218	G27	409563	G8	410736	G14	416126/S	G23
406017	A47, G25, G37	407220	G27	409568	G8	410737	G16	416131/S	G18
406023	G20	407220	G9	409569	A45, G29, G37	410754	G11	416132/S	G19
406028	G20	407231	G11	409576	G8	410762	G11	416134/S	G18

continued



NUMERICAL INDEX

Part No.	Page No.	Part No.	Page No.	Part No.	Page No.	Part No.	Page No.	Part No.	Page No.
416136/S	G16	418940	G23	419980	G18	458731	L10	503403	H12
416139/S	G17	418946	G18	420005	G21	465784	E2	503778	H3
416142/S	G18	418958	G11	420006	G21	465846	E2	503888	A55, H21, H55
416143/S	G19	418986	G16	420007	G23	465847	E2	503889	A45, H21, H55
416145/S	G19	418996	G29	420064	G20	488054	G35	504048	A3, H21, H55
416146/S	G19	419021	G18	420114	G20	488060	G35	504049	A3, H21, H55
416151/S	G20	419023	G18	420128/S	G20	488073	G35	504142	A51, H21, H55
416155/S	G21	419042	G16	420151	G21	488139	G35	504169	A38, H21, H55
416159/S	G21	419043	G16	420189	G17	488245/S	G29	504224	H11
416167/S	G20	419061	G12	420191	G11	488528	G35	504249	A51, H20, H55
416168/S	G21	419063	G28	420196	G18	488562	A45, G35, G37	504384	H20
416172/S	G23	419064	G8	420197	G18	488581	G35	504397	A65, H20, H55
416180	G21	419065	G11	420261	G8	488583	G35	504398	A65, H20, H55
416193/S	G22	419066	G10	420274	G20	488592	G35	504562	A47, H20, H55
416194/S	G22	419067	G13	420278	G20	488595	G35	504563	A47, H20, H55
416400	G11	419070	G16	420302	G18	488607	G35	504570	A32, H20, H55
416412	G27	419071	G8	420356	G21	488639	G35	504571	A32, H20, H55
416502	G13	419072	G12	420383	G20	488644	G35	504591	A45, H20, H55
416512	G13	419073	G13	420393/S	G21	488645	G35	504611	A47, H21, H55
416520	G12	419074	G11	420418	G21	488651	G35	504612	A47, H21, H55
416521	G14	419077	G16	420447	G21	488655	A45, G35, G37	504665	H2
416523	G17	419078	G17	420465	G21	488657	G35	504742	A24, H21, H55
416525	G11	419089	G17	420467	G20	488658	G35	504743	A24, H21, H55
416532	G14	419125	G19	420491	G20	488659	G35	504801	H2, H54
416533	G15	419149	G18	420492	G20	488660	G35	504804	H2
416535	G15	419158	G19	420537	G21	488751	G35	504847	A47, H21, H55
416539	G28	419165	G18	420583	G22	488753	G35	504848	A47, H21, H55
416540	G17	419171	G12	420588	G8	488858	G10	504884	A45, H21, H55
416543	G13	419189	G17	420611	G21	488888	G35	505111	H21, H55
416544	G17	419229	G14	420617	G20	488984/S	G35	505149	A75, H21, H55
416546	G17	419230	G16	420623	G21	489347	G35	505150	A75, H21, H55
416552	G18	419231	G14	420658	G22	489616	G35	505235	H9
416556	G10	419235	G18	420663	G21	489686/S	G15	505302	A46, H3, H55
416558	G10	419254	G18	420680	G22	489725	G35	505303	A46, H3, H55
416636	G14	419258	G18	420683	G22	489912	G35	505309	H3
416702	G13	419309	G19	420755	G18	489916	G35	505332	H3
417163	G13	419398	G18	420756	G23	489922	G35	505340	A7, H3, H55
417178	G12	419406	G17	420757	G23	489944	G35	505341	A7, H3, H55
417218	G21	419407	G8	420790	G23	489992	G35	505527	H9
417219	G14	419430	G18	420791	G23	490441	G18	505640	A66, H21, H55
417221	G14	419433	G17	420830	G23	491255	G35	505641	A66, H21, H55
417373	G9	419457	G19	420832	G23	496016	G9	505814	A37, H22, H55
417497	G21	419480	G18	420909	G19	496041	G18	505815	A37, H22, H55
417499	G15	419525	G18	420917	G22	496048	E2	505960	A6, H22, H55
417505	G15	419558	G19	420918	G20	496074	G18	505961	A6, H22, H55
417551	G20	419612	G17	420941	G19	496076	G18	505962	A51, H22, H55
417615	G8	419644	G18	420944	G20	496077	G20	505963	A51, H22, H55
417618	G14	419645	G18	421015	G22	496078	G18	505975	H12
418113	G20	419661	G17	421018	G22	496079	G18	506096	A29, H22, H55
418114	G35	419668	G20	421022	G22	496086	G10	506097	A29, H22, H55
418128	G19	419669	G18	421027	G22	500089	A45, H20, H55	506105	A51, H23, H55
418139	G15	419673	G18	421065	G22	500181	H9	506110	A76, H23, H55
418183	G9	419680	G18	421068	G22	500291	H9, H37, H55	506111	A72, H23, H55
418206	G11	419681	G18	421139	G23	500357	H2	506112	A72, H23, H55
418317	G15	419689	G18	421153	G19	500362	H2	506113	A64, H23, H55
418321	G18	419711	G18	421189	G22	500371	H2	506114	A64, H23, H55
418331	G22	419738	G19	421191	G18	500405	A72, H2, H55	506146	A70, H23, H55
418426	G9	419741	G18	421221	G22	500553	A45, H20, H55	506333	A19, H23, H55
418484	G16	419786	G19	421277	G22	500560	A56, H20, H55	506334	A19, H23, H55
418488	G20	419794	G19	421321	G22	500603	A45, H20, H55	506358	H27, H55
418494	G17	419831	G19	421362	G23	500624	A56, H20, H55	506361	H9
418630	G19	419832	G19	421368	G23	500625	A57, H20, H55	506411	H2
418650	G18	419833	G14	421374	G23	500983	A56, H20, H55	506481	H2
418664	G18	419890	G20	421448	G23	501038	A56, H20, H55	506500	H2
418707	G18	419892	G20	421456	G23	501398	H2	506502	H2
418726	G11	419899	G19	421458	G23	501550	A32, H21, H55	506503	H2
418856	G18	419901	G19	421487	G18	501772	A30, H2, H55	506506	H2
418857	G18	419904	G19	421497	G21	501774	A72, H2, H55	506508	H2
418859	G23	419913	G20	421560/S	G18	501875	H10	506570	A46, H3, H55
418861	G20	419923	G20	421627	G23	501884	H13	506571	A46, H3, H55
418865	G18	419936	G17	421629	G18	502112	A6, H21, H55	506582	H2
418871	G21	419947	G8	421662	G18	502148	A6, H21, H55	506587	H2
418886	G20	419953	G21	421726	G23	502745	J5	506588	H2
418888	G22	419961	G21	421727	G23	503053	H12	506589	H2
418893	G20	419962	G21	451093	C8	503352	A6, H21, H55	506594	H2
418915	G20	419972	G21	458658	J4	503367	A6, H21, H55	506595	H2

NUMERICAL INDEX



Part No.	Page No.	Part No.	Page No.	Part No.	Page No.	Part No.	Page No.	Part No.	Page No.
506597	H2	508278	H16	509744	H9	522270	L37	523854	A7, L11, L31
506598	H2	508292	A70, H25, H55	509745	H9	522291	L37	523865	A37, L11, L31
506656	A44, H23, H55	508293	A70, H24, H55	509746	H9	522546	K7	523867	A62, L11, L31
506657	A44, H23, H55	508332	A11, H24, H55	509749	H9	522641	A67, K8, K12	523882	A65, K9, K12
506854	H9	508333	A11, H24, H55	509753	H9	522644	K4	523896	K5
506855	H11	508358	A17, H24, H55	509753/S	H9	522646	A68, K9, K12	523937	K4
506903	A56, H22, H55	508359	A17, H24, H55	509754	H9	522656	A66, K9, K12	523945	A52, K9, K12
506904	A56, H22, H55	508404	A74, H24, H55	509757	H9	522675	A70, L37, L31	523964	K4
506908	A19, H22, H55	508405	A74, H24, H55	509793	H13	522690	A37, L37, L31	523986	H10
506909	A19, H22, H55	508489	A65, H24, H55	509936	H9	522793	A74, L18, L31	524171	L17, L31
506914	A25, H22, H55	508490	A65, H25, H55	509946	A66, H27, H55	522800	A30, L18, L31	524257	K5
506915	A66, H22, H55	508493	A10, H25, H55	509947	A66, H27, H55	522854	A66, K9, K12	524322	A62, K9, K12
506916	A66, H22, H55	508494	A10, H25, H55	509956	A25, H27, H55	522869	K4	524327	K5
506941	A52, H22, H55	508508	A10, H25, H55	509958	A25, H27, H55	522871	A25, K9, K12	524445	A29, L31, L37
506942	A52, H23, H55	508509	A10, H25, H55	509959	A36, H27, H55	522873	A25, K9, K12	524540	K4
507002	H9	508512	A68, H25, H55	509960	A36, H27, H55	522877	A66, K9, K12	524544	K4
507062	A57, H23, H55	508513	A68, H25, H55	510770	H13	522968	A42, K9, K12	524552	K4
507063	A57, H23, H55	508514	A68, H25, H55	511827	H14, H55	522972	A19, K9, K12	524622	A67, K9, K12
507064	A27, H23, H55	508515	A68, H25, H55	511844	H27	522973	A30, K9, K12	524623	A52, K9, K12
507065	A27, H23, H55	508516	A44, H25, H55	512892	H51	522976	A66, K9, K12	524624	A52, K9, K12
507078	A62, H23, H55	508517	A44, H27, H55	512893	H51	522979	A29, K9, K12	524625	A52, K9, K12
507079	A62, H23, H55	508571	H10, H55	516144	H10	522996	A74, K8, K12	524626	A52, K9, K12
507080	H23	508573	H25, H55	516173	H9	523000	K4	524628	A52, K9, K12
507083	A28, H23, H55	508595	H9	516183	H16	523004	A11, K8, K12	524629	A52, K8, K12
507084	A28, H23, H55	509596	H9	516185	L17	523009	K8, K12	524631	A52, K8, K12
507088	H9	508598	H55	516190	J5	523024	K4	524662	L16
507096	A62, H23, H55	508609	A67, H24, H55	516199	H11	523030	K7	524669	A10, L18, L31
507097	A61, H23, H55	508610	A67, H24, H55	516399	H10	523034	K4	524690	L16
507098	A61, H22, H55	508611	A67, H24, H55	520410	L16, L31	523051	A74, K8, K12	524752	A36, L18, L31
507099	A62, H22, H55	508612	A67, H24, H55	520412	A24, L17, L31	523171	K5	524753	A11, L18, L31
507152	H13	508622	A44, H24, H55	520423	A50, L17, L31	523207	A68, L18, L31	524754	A52, L18, L31
507154	H11	508662	A10, H24, H55	520426	A23, L17, L31	523208	A68, L18, L31	524760	L16
507155	A66, H22, H55	508663	A10, H24, H55	520427	A51, L17, L31	523253	A37, L18, L31	524774	L16
507156	A66, H22, H55	508716	H13	520428	A19, L17, L31	523255	L16	524775	L17
507163	H10	508718	H10	520443	A72, L17, L31	523258	L17	524776	L16
507235	A12, H22, H55	508724	H11	520445	L16	523307	L12	524778	L11
507236	A12, H22, H55	508736	H10	520620	A24, K6, K12	523308	L34	524797	L11
507292	H12, H55	508754	H13	520650	A32, K6, K12	523316	L34	524808	L11
507390	A11, H22, H55	508755	H11, H55	520765	K7, K12	523324	L12	524818	L11
507391	A11, H22, H55	508762	H13	520813	A19, K7, K12	523333	L34	524863	A67, K8, K12
507441	A11, H23, H55	509106	A25, H24, H55	520845	L23	523393	L23	524873	A68, K8, K12
507442	A11, H23, H55	509107	A25, H25, H55	520912	K4	523429	K4	524881	K8, K12
507475	A68, H23, H55	509192	A45, H25, H55	520928	K4	523447	A37, K8, K12	524883	K8, K12
507476	A68, H23, H55	509201	H9	520940	A27, K7, K12	523465	A52, K8, K12	524884	K8, K12
507477	A69, H23, H55	509301	A63, H25, H55	520972	A32, L17, L31	523475	A69, L31, L37	524887	A38, K8, K12
507478	A69, H23, H55	509302	A63, H25, H55	521038	A25, L23, L31	523497	L34	524910	L17
507481	A43, H23, H55	509310	A30, H25, H55	521039	A25, L23, L31	523500	A42, L37, L31	524911	L17
507482	A43, H23, H55	509311	A30, H25, H55	521042	A51, K7, K12	523501	A68, L37, L31	524936	A15, L18, L31
507488	A37, H23, H55	509324	A63, H25, H55	521276	A65, L18, L31	523502	A51, L37, L31	524951	A25, L18, L31
507543	A62, H23, H55	509325	A63, H25, H55	521557	L18	523503	A51, L37, L31	524982	A52, K9, K12
507544	A62, H23, H55	509329	A61, H25, H55	521578	L11	523504	A3, L37, L31	524990	K4
507566	A71, H24, H55	509330	A61, H25, H55	521654	L34	523529	A3, K8, K12	525000	A11, K9, K12
507567	A71, H24, H55	509332	A30, H25, H55	521703	L17	523531	A11, K8, K12	525020	A17, K9, K12
507572	A62, H24, H55	509333	A30, H26, H55	521751	A71, L17, L31	523549	A19, L18, L31	525028	K9, K12
507573	A62, H24, H55	509337	A64, H26, H55	521758	L16	523588	L17	525123	A38, L18, L31
507577	H9	509338	A64, H26, H55	521888	A7, K7, K12	523594	A27, L18, L31	525133	A38, L11, L31
507578	A62, H23, H55	509400	A66, H26, H55	521908	L23	523595	A27, L18, L31	525182	A36, L13, L31
507579	A62, H23, H55	509401	A66, H26, H55	521909	L23	523624	L37	525186	L12
507586	H9	509454	A68, H26, H55	521972	A36, K7, K12	523639	A10, L18, L31	525188	L12
507597	H13	509455	A68, H26, H55	521987	A75, K7, K12	523640	A11, L18, L31	525194	L12
507701	H3	509484	H9	521988	A25, K7, K12	523645	A42, L18, L31	525195	L12
507744	A52, H24, H55	509578	A75, H26, H55	521989	K4	523646	L18	525201	L12
507745	A52, H24, H55	509579	A75, H27, H55	521991	A68, K7, K12	523648	L16	525207	K9, K12
507774	A7, H25, H55	509600	A65, H3, H55	522006	A10, K7, K12	523663	A17, K9, K12	525325	A25, K9, K12
507775	A7, H25, H55	509601	A65, H3, H55	522007	A10, K7, K12	523666	A45, K9, K12	525326	A11, K9, K12
507870	A47, H25, H55	509610	H2	522073	A30, K8, K12	523675	K9	525332	K9, K12
507871	A47, H25, H55	509648	H2	522158	A55, K8, K12	523752	A7, L18, L31	525342	A45, K9, K12
507872	A19, H25, H55	509649	H2	522169	A70, K8, K12	523770	A12, L18, L31	525361	A11, L13, L31
507873	A19, H25, H55	509653	H3	522178	A56, K8, K12	523776	L11	525365	L12
507912	A52, H25, H55	509684	H2	522189	A39, K8, K12	523806	L11	525417	K6
507913	A52, H25, H55	509689	H2	522196	K8	523808	A67, L18, L31	525428	L34
507950	A70, H25, H55	509702	A52, H27, H55	522202	A44, K8, K12	523809	A67, L18, L31	525481	K7
507951	A70, H25, H55	509718	A52, H27, H55	522203	A44, K8, K12	523810	L11	525555	L16
508247	H9	509724	H9	522255	L17	523824	A37, L18, L31	525579	L17
508248	H9	509739	H9	522264	L16	523829	A25, L18, L31	525632	A16, L23, L31
		509740	H9	522269	L37	523853	A12, L11, L31		

continued



NUMERICAL INDEX

Part No.	Page No.	Part No.	Page No.	Part No.	Page No.	Part No.	Page No.	Part No.	Page No.
525757	K4	539113	A24, S3, S8	550737	A37, H27, H55	552847	H34	553961	H19, H55
525762	L17	539133	A76, S3, S8	550738	A38, H26, H55	552849	H36	553964	H38
525764	L23	539239	S2	550814	A19, H26, H55	552855	J5	553965	H38
525826	K4	539312	A37, S3, S8	550815	A19, H26, H55	552856	J5	553971	H39
525829	K4	539315	A37, S3, S8	550875	H9	552857	J5	553978	H39
525849	K4	539322	A10, S3, S8	550944	A11, H26, H55	552864	J5	553982	H38
525850	K4	539323	A11, S3, S8	550945	A11, H26, H55	552883	J5	553996	H41
525886	L23	539663	A38, S3, S8	550984	A10, H26, H55	552884	J5	553999	H39
525896	M4	539664	A10, S3, S8	550985	A10, H26, H55	552906	H34	554253	H39
526170	L24	539665	A11, S3, S8	551070	H12	552912	H34	554279	H41
526228	L23	539667	A37, S4, S8	551071	A62, H26, H55	552913	H34	554280	H40
526232	L23	539669	A50, S4, S8	551072	A62, H27, H55	552914	H34	554308	H41
526239	L23	539670	A75, S4, S8	551075	H9	552922	H34	554317	J6
526286	L10	539671	A11, S4, S8	551093	H20	552923	H35	554354	H51
526300	L23	539694	A72, S4, S8	551210	A36, H27, H55	552928	H34	554439	H41
526302	K6	539698	S2	551211	A37, H27, H55	552935	H35	554440	H40
526310	L17	539730	A67, S3, S8	551236	A25, H27, H55	552936	H35	554495	H41
526320	L23	539731	A8, S4, S8	551237	A25, H27, H55	552943	H19	554496	H41
526322	L17	539732	A44, S4, S8	551308	H9	552949	H35	554582	H41
526323	L17	539733	A43, S4, S8	551318	H13	552996	H34	554596	H37
526404	L23	539735	A70, S4, S8	551321	H11	553065	H9, H55	554602	H18
526406	L23	539802	S4	551361	H16	553080	H10, H55	554603	H35
526408	L23	539803	S4	551371	H19	553145	H9, H55	554607	H18
530714	J5	539903	S2	551506	A54, H27, H55	553146	H13	554608	H35
530716	J5	539909	S2	551522	A11, H27, H55	553147	H10, H55	554609	H34
530718	J5	539911	A57, S4, S8	551523	A11, H27, H55	553148	H10	554610	H34
531961	K5	539941	A40, S4	551603	H2	553153	H49	554615	H43
532581	J5	539966	S2	551604	H2	553159	H18	554617	J6
532584	J7	539971	A3, S4, S8	551652	A16, H27, H55	553199	H49	554640	J6
532588	J5	539973	A39, S4, S8	551653	A16, H27, H55	553227	H49	554642	J6
532589	J5	539975	A46, S4, S8	551674	H22	553248	H18	554645	J6
532590	H22	539978	S2	551809	H11, H55	553268	H18	554665	H42
532611	J5	539980	S2	551912	H55	553356	H19	554667	J6
532940	A61, M5, M7	540020	A38, M5, M7	551952	A26, H27, H55	553435	H21	554683	H42
533088	J5	540055	M4	551959	H10	553476	H39, H55	554690	H42
533091	J5	540092	A36, M5, M7	551966	H10	553480	H36, H55	554691	H42
533097	J5	540096	A36, M5, M7	551975	H27	553483	H55	554710	H51
533318	J5	540099	A70, M5, M7	551993	H53	553494	H34	554719	L23
533320	J5	540127	M4	551996	H27	553501	H35	554721	K6
533334	J5	540129	A70, M5, M7	551998	H10	553537	H10	554722	K6
533377	J5	540169	M4	552101	K4	553561	H34	554723	L35
533537	H10	540550	M5	552103	K4	553562	H19	554727	L13
533543	J5	545007	A33, M5, M7	552255	H10	553564	H35	554734	M9
533597	J5	545017	A46, M5, M7	552261	H10	553591	J6	554813	J6
534295	J5	545025	A49, M18	552282	H10	553620	H37	554816	J6
534343	J5	545114	M5	552362	H34	553627	H37	554820	J6
534403	J5	545138	A50, M5, M7	552370	H34	553642	H2	554842	H21
534493	J6	545145	A50, M5, M7	552371	H34	553652	H2	554855	H42
534494	J5	545146	M4	552378	Q8	553664	H2	554872	H34
534509	J6	545154	A37, M5, M7	552392	H35	553667	H38	554909	H42
534539	A77, M5, M7	545166	M5	552402	H18	553674	H2	554999	H42
534702	J5	545179	A37, M5, M7	552403	H34	553694	J5	555009	H18
534722	J6	545245	M4	552405	H34	553695	H20	555248	H51
534727	J6	545373	M5	552406	H34	553713	H37	555254	H51
534737	J6	550202	A72, H27, H55	552492	J5	553715	H37	555313	J7
534822	J6	550203	A72, H27, H55	552495	H34	553717	H51	555447	H43
534957	J6	550256	A74, H26, H55	552496	H34	553718	H37	560292	C3
535126	L41	550257	A74, H26, H55	552499	J5	553724	H18	560558	N4
535131	L41	550260	A74, H26, H55	552529	H34	553752	H38	560602	A38, M5, M7
535138	L41	550261	A74, H26, H55	552536	H34	553759	H39	562303	H2
535176	J7	550280	H10	552678	H35	553760	H34	562304	H34
538258	S7	550322	H10	552686	H35	553774	H2	571197	K5
538273	S7	550418	A50, H26, H55	552687	H35	553780	A23, H18	571203	K5
538286	S7	550419	A23, H26, H55	552688	H35	553844	H38	571211	K4
538314	S7	550422	A36, H26, H55	552702	H35, H55	553875	H38	571212	K4
538316	S7	550423	A36, H26, H55	552718	J5	553878	H38	571417	L23
538325	S7	550424	A23, H27, H55	552740	J5	553921	H19	571465	K5
538387	S7	550504	A52, H27, H55	552746	J5	553935	H34	571475	K6
538532	S2	550505	A52, H27, H55	552791	H35, H55	553936	H38	571476	K5
538684	S6	550586	A36, H27, H55	552792	H35	553937	H38	571560	K6
538850	S7	550587	A36, H27, H55	552796	H35	553940	H19	571576	K5
538865	S7	550627	A67, H27, H55	552805	H34	553948	H19	571585	K7
539011	A23, S3, S8	550628	A67, H27, H55	552806	H34	553949	H38	571664	L23
539078	S2	550653	A10, H27, H55	552816	H34	553954	H38	571685	L34
539110	A19, S3, S8	550654	A10, H27, H55	552822	H34	553955	H38	571706	L34
539111	A23, S3, S8	550736	A37, H27, H55	552823	H34	553956	H42	571707	L34

NUMERICAL INDEX



Part No.	Page No.	Part No.	Page No.	Part No.	Page No.	Part No.	Page No.	Part No.	Page No.
571749	L13	572673	L12	573814	L17	580884	N4	690953	F2
571759	K6	572674	L35	573819	L17	580892	A40, N5	700168	F3
571765	L18	572694	L35	573825	L17	580893	A51, N5	700230	F3
571891	K4	572703	L6	573828	K7	580912	S2	700714	F2
571894	K4	572704	L12	573866	L38	581124	S2	700773	A10, F3, F6
571895	K4	572706	K6	573874	L38	581125	S2	700780	A11, F3, F6
571897	K4	572715	K7	573875	L39	581137	S2	700920	F3
571974	L21	572727	K7	573877	L39	581174	S2	701367	A6, F3, F6
571978	L12	572733	L13	573888	L36	581175	S2	701368	A6, F3, F6
571979	K6	572734	K6	573890	L36	581176	S2	701639	F3
571989	L12	572763	K6	573897	L36	582021	S3	701686	F3
571990	K6	572767	K6	573995	L22	582026	S3	701851	F2
571995	L12	572772	K6	573996	L22	582027	S3	701909	F3
571997	L12	572775	K6	573997	L22	582046	S3	702575	F2
572039	K5	572776	K6	574000	L22	582078	S3	702660	F2
572065	L13	572792	L12	574002	L39	582087	S3	702681	F2
572071	L21	572804	K7	574006	L22	582088	S3	702720	F2
572072	K5	572807	L42	574011	L22	582110	S4	702722	F2
572087	L21	572814	L12	574044	L36	582160	S3	702733	F2
572089	L12	572815	L12	574045	L36	582161	S3	703112	F3
572155	K5	572816	K7	574046	L36	600805	F2	703185	F4
572156	K5	572872	L13	574049	K7	600981	A76, F3, F6	703233	F3
572160	L10	572876	L13	574224	L13	600982	A76, F3, F6	703235	F3
572174	K5	572888	L12	574225	L13	605248	A17, L39	703273	F3
572210	L35	572896	L36	574231	L13	608610	L38	703324/S	F2
572213	L35	572976	L35	574259	L13	618611	M4	703722	F2
572224	L12	573001	L35	574308	L36	620128	A16, N5	703724/S	F3
572225	L12	573153	K6	574309	L36	620200	A75	703726	F2
572230	L12	573163	L21	574310	L36	620306	A10, N5	703727	F2
572231	L12	573164	L13	574311	L36	620307	A10, N5	703988	F3
572239	L13	573165	L34	574325	L20	620508	N4	704651	F2
572245	L13	573214	K6	574328	L20	620511	A25, N5	726383	T26
572249	L13	573215	K6	574370	K6	620601	A56, N5	727293	T7
572255	M5	573216	K6	574413	K7	620613	N6	727479	T31
572260	K5	573251	K6	574415	K7	620627	N4	727707	A3, T19, T38
572268	K5	573255	K6	574418	K7	620701	A30, N5	727759	A3, T38, T46
572276	L35	573266	L41	574450	L20	620708	A52, N5	727784	A4, T38
572277	L35	573277	L10	574451	L20	620717	N4	727801	A26, T38
572278	L35	573283	L10	574460	L20	620719	N4	727802	A10, T38
572281	L35	573285	K6	574461	L20	620761	N4	727803	A3, T38
572289	L35	573382	K6	574490	K6	620783	N4	727804	A52, T38
572326	L35	573383	K6	574491	K6	620784	N4	727809	A52, T38
572328	L35	573403	L10	574721	L20	620800	A31, N5	727947	A3, T46
572347	L35	573419	L10	574722	L20	620827	N4	727954	A44, T46
572350	L35	573426	K6	574738	L39	620832	N4	727960	A23, T46
572352	L35	573444	K6	574749	L38	620836	N4	728901	T26
572363	K4	573469	L35	574785	L41	620850	N4	729036/S	T5
572391	L35	573474	L10	574786	L41	620906	N4	729141	A65, T18
572392	L36	573513	L35	574788	L41	620962	N4	729174	T28
572394	L36	573519	L35	575026	L41	620963	N4	729234	T5
572403	L12	573521	L35	575116	L36	620978	N4	729313	T5
572406	L10	573543	L13	575181	L39	620984	N4	729367	T25
572430	L11	573545	L13	580088	N4	621306	A67, N5	729368	A76, T46
572431	L11	573557	L13	580226	S6	621701	N4	729378	T5
572441	L11	573615	K6	580306	A10, N4	621723	N4	729390	T21
572442	L17	573618	K6	580315	A44, N4	621735	N4	729423	T5
572507	L12	573619	K6	580351	A19, N4	621777	N4	729477	T20
572510	L12	573646	K6	580435	A50, N4	621781	N4	730169	T23
572523	L12	573676	K5	580438	A42, N4	621794	N4	730175	T18, T28, T46
572578	L12	573677	K7	580486	A65, N4	622047	A39, M5, M17	730185	T19, T39
572580	L12	573703	L35	580522	A23, N4	622401	A52, M5, M17	730244	T25
572582	L12	573704	L35	580530	N4	690521	F3	730292	T19, T28, T46
572584	L12	573705	L35	580574	A52, N4	690617	F2	730373	T19, T28, T46
572585	L12	573706	L35	580593	A29, N4	690653	A46, F3, F6	730388	T25
572588	L35	573708	L35	580602	A51, N4	690654	A51, F3, F6	730404	T28, T46
572595	L35	573739	L35	580651	A22, N4	690671	A46, F3, F6	730447	T19, T28, T46
572596	L36	573741	L35	580652	A62, N4	690672	A46, F3, F6	730467	T25
572603	L35	573743	L35	580733	A21, N4	690673	A68, F3, F6	730468	T26
572616	L35	573746	L35	580736	A21, N5	690674	A68, F3, F6	730542	T28, T46
572624	L35	573747	L35	580785	A6, N5	690691	A76, F3, F6	730668	T25
572625	L35	573748	L35	580796	A74, N5	690741	F2	730669	T25
572628	L35	573796	L38	580797	N4	690796	A62, F3, F6	731038	A10, T18
572653	L21	573797	L38	580828	N4	690797	A62, F3, F6	731061	T18, T28, T46
572660	L12	573799	L38	580832	A52, N5	690813	F2	731137	T18, T28, T46
572672	L12	573801	L38	580839	A70, N5	690816	F4	731138	A10, T18
				580841	A71, N5	690818	F2	731721	T6, T39

continued



NUMERICAL INDEX

Part No.	Page No.	Part No.	Page No.	Part No.	Page No.	Part No.	Page No.	Part No.	Page No.
731779	A70, T19	733565	A6, T21	734573	T20, T46	735103	A52, T35	735472	T23, T46
731788	A65, T46	733661	T25	734576	A72, T20	735106	A52, T35	735478	A52, T22
731800	A24, T19	733662	T21, T28, T46	734579	A68, T20	735107	A52, T35	735479	A52, T22
731809	T7	733666	T20, T28, T46	734580	A68, T20	735110	A50, T35, T46	735480	A52, T23
732109	A47, T46	733667	T20, T28, T46	734581	A42, T20	735111	A50, T35, T46	735481	A52, T23
732114	A70, T46	733677	A6, T21	734582	A42, T20	735116	A11, T46	735482	A52, T23
732115	A70, T46	733684	A29, T21	734590	T20, T46	735117	A11, T46	735483	A52, T23
732116	A52, T46	733695	T9, T41	734591	T20, T46	735118	A5, T35, T46	735484	A52, T23
732123	A10, T46	733813	T20	734596	T21, T46	735119	A5, T35, T46	735501	T22
732124	A10, T46	733817	T5, T40	734598	A65, T20	735132	A4, T35, T46	735506	A70, T23
732125	A24, T46	733819	T21	734601	T21, T46	735133	A3, T35, T46	735509	A66, T23
732126	A24, T46	733820	T21	734613	A51, T21	735135	A4, T46	735528	T5, T46
732131	A10, T46	733826	T20	734622	A75, T21	735144	A60, T35	735529	T5, T46
732132	A10, T46	733874	T5, T40	734625	T21	735145	A60, T35	735530	T22, T46
732191	T6	733896	T25	734629	T21, T46	735156	A19, T35	735533	T5, T46
732227	T17	733898	T20	734630	T21, T46	735200	A7, T22	735535	T5, T46
732284	T39	733911	T20	734644	T25	735201	A8, T22	735581	A11, T23
732289	A50, T19	733962	A69, T21	734652	T11	735206	T22, T46	735589	A24, T23
732322	A56, T46	733964	A76, T20	734656	A47, T21	735207	T22, T46	735592	T23, T46
732479	T39	733980	T23	734657	T21, T46	735208	T22, T46	735593	T23, T46
732480	T19, T46	733996	T6	734658	T21, T46	735209	T22, T46	735594	T20
732481	A32, T19, T46	734008	T31	734676	T21, T46	735219	T22, T46	735598	A25, T23
732520	A56, T19	734014	T20, T46	734677	T21, T46	735220	T22, T46	735599	A37, T23
732569	A23, T19	734018	T20, T46	734678	T5	735221	T23	735625	T23
732583	T8	734067	A41, T20	734687	T31	735223	A70, T22	735628	T5
732584	T26	734144	A19, T20	734697	T6	735228	A66, T22	735679	T5
732597	A10, T19	734153	A6, T20	734710	T40	735230	A61, T22	735680	T31
732623	A24, T19	734172	A39, T20	734719	T31	735231	A61, T22	735681	T31
732629	A37, T46	734176	T20, T28, T46	734720	T32	735234	A52, T23	735683	T5
732631	A34, T19	734181	T5	734724	A68, T21	735241	T22, T46	735685	T5
732642	T38	734233	T20, T28, T46	734725	T40	735242	T22, T46	735686	T5
732646	A17, T19	734265	T31	734726	T40	735244	A11, T23	735687	T5, T41
732655	A44, T20	734266	T31	734727	A11, T21	735265	T23, T46	735691	T20, T46
732656	A44, T20	734311	A47, T20	734728	A23, T21	735266	T23, T46	735692	T23, T46
732671	A52, T20	734353	T25	734745	T21, T46	735283	A30, T23	735695	T31
732673	A10, T20	734357	T20, T28, T46	734746	T21, T46	735290	T22, T46	735697	T35
732687	A66, T20	734404	T20, T46	734747	T5	735291	T22, T46	735824	T7, T41
732692	A34, T20	734408	T20, T46	734748	T6	735295	T31	735825	T30
732693	T14	734417	A62, T20	734751	A3, T21	735296	T33	735883	T30
732700	A11, T20	734419	A62, T21	734752	A71, T21	735299	T33	735895	T6
732722	A57, T21	734420	A63, T21	734756	T23	735315	T23, T46	735998	T34
732752	A55, T21	734423	T21	734757	A10, T21	735336	A31, T23	736012	T28
732753	A54, T21	734453	T5	734771	T21, T46	735337	A31, T23	736024	T6
732761	A56, T21	734457	T23	734772	T21, T46	735345	T23	736056	T29
732764	A42, T21	734458	T7, T39	734773	A75, T21	735349	T5, T41	736104	T29
732862	T26	734462	A67, T21	734774	A76, T21	735356	T33	736121	T7
732907	T13	734463	T5	734784	T31, T46	735362	A37, T23	736177	T7
732915	T26	734476	T5	734785	T32, T46	735363	A37, T23	736290	T30
732917	T26	734479	A37, T21	734787	T21	735372	A62, T23	736307	T6
732926	A4, T46	734480	A37, T21	734794	T21, T46	735373	A62, T23	736319	T29
732927	A4, T46	734481	A25, T21	734795	T21, T46	735374	A62, T23	736336	T29
732951	T26	734482	A51, T21	734798	A69, T22	735375	A63, T22	736336	T29
732963	T13	734489	T21	734798	A69, T22	735378	A22, T46	736355	T39
732963	T13	734489	T21	735031	A47, T46	735379	T22, T46	736357	T8
732964	T37	734495	A37, T21	735045	A46, T46	735383	T5	736364	T9
732968	T14	734507	T20	735047	T46	735386	T5	736411	A4, T35
733068	T5, T28, T46	734508	T20, T46	735049	A23, T46	735395	T5	736412	A9, T38
733071	A56, T19, T21	734514	T20, T46	735050	A37, T46	735403	A11, T22	736414	A4, T38
733106	T19, T28, T46	734515	T21, T46	735051	A34, T46	735404	T5	736416	A35, T35
733107	T21, T28, T46	734518	T20, T26	735052	A62, T35	735409	T22, T46	736418	A4, T35
733108	T25, T46	734519	T21, T46	735055	A16, T46	735410	T22, T46	736423	A40, T35
733109	T25	734520	T25	735064	A54, T46	735411	T23, T46	736428	A40, T38
733128	T20, T28, T46	734521	T25	735065	A17, T46	735412	A66, T22	736430	A61, T35
733135	T20, T28, T46	734525	T22, T28, T46	735067	A30, T46	735414	A66, T22	736488	T30
733136	T20, T28, T46	734540	A11, T21	735072	A16, T35	735414	A66, T22	737013	T5, T46
733147	T14, T28, T46	734541	A11, T21	735075	A70, T46	735435	T23, T46	737014	T5, T46
733149	T20, T28, T46	734542	A12, T21	735075	A70, T46	735439	A75, T22	737028	T6, T46
733159	T25	734545	A51, T20	735076	A24, T46	735446	T5	737029	T6, T46
733178	T21	734552	T20, T46	735077	A3, T46	735448	T5	737038	T5
733179	T21, T28	734553	T20, T46	735078	A30, T46	735448	T5	737039	T5
733242	T28	734553	T20, T46	735078	A30, T46	735455	T23, T46	737039	T5
733263	T46	734564	T21, T46	735080	A28, T46	735456	T23, T46	737054	T5
733295	T25	734565	T21, T46	735081	A51, T46	735457	T22, T46	737065	T5
733300	T25	734566	T5, T46	735086	T35	735458	T22, T46	737066	T5
733439	T5	734567	T5, T46	735096	A6, T35, T46	735467	T22, T46	737067	T5
733472	T7	734568	T21, T46	735097	A8, T35, T46	735468	T22, T46	737070	T5, T46
733557	A7, T21	734569	T21, T46	735098	A3, T35, T46	735469	T22, T46	737071	T5
				735099	A8, T19, T35	735470	T22, T46	737085	T5, T46
				735102	A52, T35	735471	T23, T40, T46	737086	T5, T46

NUMERICAL INDEX



Part No.	Page No.	Part No.	Page No.	Part No.	Page No.	Part No.	Page No.	Part No.	Page No.
737089	T5	737573	A64, T36, T46	738680	T11	739967	T13	740982	T19
737093	T5, T46	737575	A36, T36	738702	T37	739968	T13	741109	T34
737094	T5, T46	737576	A25, T36, T46	738719	A22, T46	739969	T14	741262	T16
737095	T5	737581	A12, T36	738723	A63, T46	739970	T14	741263	T15
737097	T5	737587	T35	738724	A6, T38, T46	739971	T8	741264	T16
737100	T40	737588	A70, T36	738734	A9, T38, T46	739972	T9, T41	741265	T16
737111	T5, T46	737595	A7, T36	738735	A10, T38	739973	T10, T39	741268	T17
737121	T5, T46	737596	A7, T36	738736	T38	739974	T17	741290	A41, T36
737122	T5, T46	737600	A73, T46	738764	T6, T29	739975	T14	741291	A41, T36
737126	T5, T46	737602	A22, T36	738775	A62, T46	739978	T13	741292	T36, T46
737127	T5, T46	737603	A22, T36	738776	A62, T46	739979	T8	741293	T36
737129	T31	737622	A7, T36	738891	T27	739980	T12	741294	A10, T36
737130	T31	737624	A5, T36	738892	T25	739981	T16	741295	A15, T36
737131	T5, T46	737625	A51, T36	738893	T25	739982	T15	741300	A46, T46
737132	T5, T46	737628	A12, T36	738894	T25	740031	T6	741450	A63, T35
737137	T22, T46	737629	A12, T36	738895	T25	740032	T6	741451	A21, T46
737138	T22, T46	737633	A7, T46	738905	T26	740246	T9	741453	A22, T46
737144	T46	737639	A57, T36	738906	T27	740476	T30	741454	A30, T35
737166	T5	737640	A57, T36	738907	T25	740477	T30	741481	A21, T35, T46
737167	T5	737651	A52, T46	738908	T25	740482	T9	741482	T35, T46
737176	T5, T46	737653	A4, T46	738909	T25	740483	T30	741540	A60, T46
737177	T5, T46	737660	A44, T46	738910	T25	740562	T26	741543	A69, T38, T46
737186	T40, T46	737661	A44, T46	738911	T25	740593	T26	741556	T26
737243	T5	737678	A52, T46	738929	A32, T35	740599	T26	741567	T30
737261	T21, T46	737679	A21, T46	738930	A32, T38	740616	T26	741583	T25
737262	T21, T46	737680	A50, T38, T46	738933	A21, T46	740656	T30	741596	T6
737266	T5	737681	A7, T38, T46	738934	A21, T38, T46	740657	T30	741628	T25
737269	T5, T46	737682	A4, T46	738948	T29	740659	T30	741631	T30
737270	T5, T46	737683	A22, T46	738949	T29	740687	T26	741632	T30
737273	T5	737695	T32	738979	T12	740711	T29	741680	A4, T38, T46
737274	T5	737696	T36	738987	T8	740713	T16	741771	T35, T46
737281	T23	737704	T37	739634	T29	740714	T16	741802	T30
737285	T22	737705	T37	739635	T29	740746	T15	741836	A51, T36
737295	T32	737706	T37	739731	T26	740753	T27	741837	A51, T36
737296	T31	737707	T37	739734	T26	740770	T17	741838	A53, T36
737297	T5	737708	T37	739745	T26	740775	T16	741839	A53, T37
737306	T6	737709	T37	739806	T26	740776	T16	742066	T30
737312	T5	737720	T37	739832	T6	740778	T15	742067	T30
737336	T6	737743	T36	739833	T9	740779	T15	742079	A21, T38, T46
737337	T5	737762	A12, T36	739836	T33	740781	T17	742100	T30
737338	T5	737763	A12, T36	739844	T7	740782	T16	742140	A37, T37, T46
737340	T41	737780	A68, T36	739855	T8	740786	T30	742141	A37, T37, T46
737347	T5, T46	737783	T38	739858	T7	740794	T30	742142	T37, T46
737348	T5, T46	737784	T38	739866	T17	740795	T30	742143	T37
737355	T29	737791	T36	739868	T8	740801	T30	742144	A71, T37
737356	T32	737800	A67, T38	739870	T9	740814	T16	742145	A71, T37
737357	T6, T41, T46	737802	T46	739879	T14	740816	T16	742146	T37
737358	T6, T46	737806	A68, T36	739884	T16	740818	T30	742147	T37
737424	T38	737808	A72, T36	739899	T11	740820	T30	742148	T37
737425	A25, T36	737811	A52, T38	739907	T6	740833	T30	742149	T37
737428	A9, T36, T46	737814	A52, T36	739930	T14	740835	T30	742150	T37
737430	A12, T36	737815	A52, T36	739931	T12	740841	T26	742151	T37
737431	A12, T36	737830	T36	739932	T7	740853	T26	742152	T37
737433	A12, T46	737831	T36	739933	T8	740863	T30	742153	T37
737444	A12, T36	737837	A68, T36	739934	T13	740864	T30	742270	T37
737445	A12, T36	737840	A68, T36	739935	T12	740867	T16	742271	T37
737451	A22, T46	738006	T10	739936	T17	740880	T30	742272	T37
737452	A22, T46	738008	T29	739937	T6, T39	740881	T30	742273	T37
737453	A3, T36	738009	T7	739941	T8	740882	T30	742274	T37
737481	A9, T35	738047	T39	739943	T11	740889	T17	742275	T37
737482	A4, T46	738062	T29	739944	T11	740892	T30	742276	T37
737495	A26, T36	738064	T29	739947	T11	740897	T30	742280	T37
737496	A26, T36	738172	T29	739948	T15	740899	T15	742281	T37
737509	A63, T46	738221	T9	739953	T9	740901	T19	742282	T37
737516	A4, T46	738223	T6, T41	739954	T7	740907	T30	742290	T36
737517	A4, T35	738233	T29	739955	T17	740909	T30	742291	T36
737520	A8, T35	738364	T16	739956	T8	740910	T30	742293	T36
737524	A25, T36, T46	738410	T41	739957	T10	740916	T18	743029	T27
737525	A53, T36	738493	T29	739958	T11	740917	T18	743049	T18
737526	A53, T36	738499	T7	739959	T11	740920	T27	743171	T27
737529	A12, T36	738560	T25	739960	T10	740922	T30	743173	T27
737536	A21, T46	738595	T30	739961	T15	740923	T30	743176	T27
737557	A3, T36	738607	T25	739962	T11	740925	T30	743220	T18
737570	A18, T36	738621	T35	739963	T12	740954	T18	743231	T17
737571	A18, T36	738632	T29	739965	T12	740955	T30	743232	T18
737572	A3, T46	738679	T11	739966	T16	740963	T19	743234	T19



NUMERICAL INDEX

Part No.	Page No.	Part No.	Page No.	Part No.	Page No.	Part No.	Page No.	Part No.	Page No.
743267	T28	768500	A35, R20	850919	Q16	858860	Q9	4159000	C5
743268	T27	768502	A30, R8	850929	Q14	858866	Q9	4159015	C5
745005	T18	768507	A5, R32	850937	Q15	859030	Q9	4159017	C5
745030	T19	768521	A39, R32	850940	Q13	859040	Q7	4159042	C5
745032	T19	768522	A70, R7	850947	Q14	859062	Q9	4159043	C5
745034	T30	768523	A38, R32	850948	Q16	859074	Q9	4159045	C5
745035	T30	768526	A69, R8	851301	Q14	859082	Q9	4159046	C5
745037	T19	768539	A77, R8	851306	Q14	859094	Q7	4159052	C5
745038	T19	768540	A77, R20, R32	851324	Q16	859188	C8	4159055	C5
745039	T19	768543	A12, R32	851325	Q14	859197	Q9	4159061	C5
745045	T27	768548	A25, R32	851340	Q15	859259	Q8	4179081	C5
745046	T27	768642	A64, R20	851344	Q16	859309	Q8	4179502	C5
745047	T27	768650	A61, R8	851357	Q13	859331	Q9	4179504	C5
745054	T19	768651	A61, R20	851374	Q16	859358	Q9	4183002	C5
745071	A9, T37, T46	768654	A8, R32	851402	Q13	859363	Q9	4183012	C5
745072	A9, T37	768662	A31, R20	851419	Q16	859374	Q8	4183013	C5
745075	T37, T46	768663	A31, R32	851435	Q16	859384	Q9	4183306	C5
745076	T37	768679	A64, R32	851459	Q16	859414	Q8	4188002	C5
745150	T18	768689	A12, R32	851460	Q16	859438	Q9	4188005	C5
745151	T18	768691	A8, R32	851474	Q16	859508	Q9	4188018	C5
745154	T30	768842	R8	851478	Q16	859548	Q9	4188021	C5
745155	T30	768883	A63, R20	851483	Q16	859594	Q9	4188033	C5
745156	T30	768890	A53, R32	851846	Q6	859842	Q10	4188035	C5
760039	A23, P17, P22	768896	A50, R32	851847	Q6	859843	Q11	4188230	C5
760080	A4, P16, P22	768913	A41, R20	851848	Q6	859849	Q10	4188233	C5
760130	R24	768929	R20	851850	Q6	859945	Q10	4188236	C5
761588	P20	768930	A53, R20	851883	Q6	859949	Q10	4188490	C5
761648	P20	770002	C8	851890	Q7	859955	Q10	4189239	C5
762061	Q7	770032	D9	857495	Q15	860005	Q10	4189450	C5
762062	Q7	770058	D9	857501	Q14	860006	Q11	4189601	C5
762064	Q6	770085	D9	857603	C8	860097	Q10	4189605	C5
762094	A42, F5, F6	770419	A49, M18	857604	C8	860126	Q11	6CFBEW11E	A29
762190	A42, F5	780025	A62, U1	857707	C8	860136	Q11	6CXBEW13	A42
763027	P22	780060	A62, U1	857708	C8	860181	Q11	BNW9A	A11
763028	P22	780061	A62, U1	857709	C8	860189	Q11	BNW9E	A11
764000	A57, R32	807094	A17, D9	857710	C8	860226	Q11	BNW9F	A10
764003	A44, R32	809069	A64, M18	857711	C8	860233	Q10	BTW9A	A70
764059	R24	850326	Q15	857713	C8	860292	Q10	CG11E	A54
764150	A10, P22	850346	Q15	857715	C8	860410	Q10	GLT7A	A3
764236	A74, R32	850378	Q13	857716	C8	860414	Q11	GT7A	A3
764247	A42, R32	850402	C8	857717	C8	860428	L17	GT9A	A6
764248	A19, R23, R32	850405	C8	857718	C8	860473	Q11	GT11A	A3
764272	R24	850427	Q13	858007	Q16	860474	Q11	GU11E	A46
764354	A17, R23	850437	Q12	858024	Q7	860483	Q11	HRLT23D	A30
764374	A74, R32	850472	Q13	858028	Q6	860549	Q11	HRT17D	A30
764401	A25, R32	850528	Q14	858062	C7	860761	Q11	LMCXBW9A	A58
764428	A3, R23	850561	Q12	858063	C7	860876	Q11	LMXBW17E	A17
764466	R24	850591	C8	858065	C7	860885	Q12	MCX9A	A58
764467	R24	850592	C8	858078	Q6	860895	H2	MT15E-6	A28
764505	A20, R23	850593	C8	858079	Q7	860944	Q12	MT19E	A29
764526	R24	850594	C8	858082	Q6	860950	Q12	MX9A-2	A67
765024	U3	850601	Q15	858083	Q6	860971	Q12	MX17T	A29
765042	U3	850602	Q15	858095	Q7	861068	Q12	PUW9E	A75
765046	U3	850603	Q15	858132	Q11	861149	Q13	PUW7E-4	A34
765047	U3	850604	Q15	858192	Q6	861257	Q13	SG9A	A7
768008	A6, R32	850619	Q11	858193	Q6	861321	Q13	SG9E	A10
768014	A46, R32	850620	Q11	858219	Q6	861368	Q13	SG11A	A6
768044	R2	850641	C8	858230	Q7	861779	Q13	SG11E	A25
768045	R2	850659	Q14	858236	Q7	861954	U3	SG13E	A6
768061	A45, R32	850694	Q15	858241	Q6	900269	C8	SLG11A	A40
768343	A75, R32	850703	Q13	858246	Q7	900288	C8	SLG11E	A3
768364	A62, R7	850781	Q15	858256	Q6	900343	Q16	SLG13E	A4
768368	A62, R32	850829	Q15	858265	Q6	900345	Q15	SLT13A	A3
768374	A62, R32	850839	Q14	858278	Q7	900351	Q12	SLT15E	A7
768378	A47, R7, R32	850848	Q15	858340	Q7	900355	Q13	STP13A	A32
768379	A75, R32	850849	Q15	858349	Q7	900364	Q13	STWD17E	A17
768380	A62, R7	850868	Q14	858532	Q7	900401	C7	STX13A	A19
768392	A11, R32	850871	Q14	858540	H34	900447	Q12	STXT15E-6	A20
768395	A11, R32	850874	Q14	858548	Q7	900450	C8	STXT19E	A15
768424	A40, R9	850878	Q16	858596	Q8	900481	Q15	STXW19E	A29
768439	A30, R32	850882	C7	858621	Q7	900482	Q15	STXWT19E	A28
768442	A8, R7	850892	Q14	858641	Q8	900495	Q15	STXZD17E	A17
768443	A8, R8	850894	Q15	858716	Q8	900496	Q15	T/TX19/T	A69
768473	A5, R7	850899	Q15	858719	Q8	900499	Q15		
768491	A11, R32	850905	Q15	858796	Q8	977222	C6		
768499	A6, R32	850914	Q13	858799	Q8				

LUCAS

SECTION

C

AMMETERS, BATTERY PARTS CABLE SUNDRIES

AMMETERS

Model Interpretation

The symbols making up the model indicate the characteristics of each ammeter, i.e., CZU55 - centre zero, universal movement, rectangular body.

BM.	Base moulded.	16.	Round dial; shallow body.
2.	Round, approx. 2" diameter; third brush control circuits: undamped movement.	20.	'D' shaped.
4.	Round, approx. 2" diameter; voltage control circuits: damped movement.	21.	Oval dial; shallow body.
11.	Square, approx. 2 1/4".	26.	Round, 1 3/8" diameter; 30 amp.
CZ.	Centre zero.	27.	Round, 1 3/8" diameter; 8 amp.
U.	Universal movement.	34.	Die-cast case.
		55.	Rectangular shaped.

Model Reference

Ammeters are shown below in model grouping, together with part numbers.
For full description see Service Reference, page C3.

Model	Part No.	Model	Part No.	Model	Part No.	Model	Part No.
BM2	369100	BM4	369038	CZ20	36073	CZU20	36074
BM2	369124	BM4	369047	CZ20	364260	CZU20	36105
BM2	369125	BM4	369076	CZ20	364322	CZU20	36137
BM2	369164	BM4	369088	CZ20	364343	CZU20	36144
BM2	369169	BM4	369251	CZ20	364365	CZU20	36167
BM4	36000	BM4	369259	CZ20	364366	CZU26	36024
BM4	36001	BM4	369260	CZ20	364391	CZU26	36047
BM4	36006	BM4	369263	CZ20	364431	CZU26	36113
BM4	36013	BM4	369264	CZ20	364434	CZU26	36114
BM4	36018	BM4	369269	CZ20	364470	CZU27	36084
BM4	36020	BM4	369270	CZ20	364486	CZU34	36028
BM4	36030	BM4	369272	CZ20	364492	CZU34	36064
BM4	36052	BM4	369274	CZ20	364493	CZU34	36076
BM4	36071	BM4	369283	CZ20	364503	CZU34	36099
BM4	36079	BM4	369295	CZ20	364511	CZU34	36119
BM4	36092	BM11	36033	CZ20	364536	CZU34	36125
BM4	36098	BM11	36041	CZ20	364552	CZU34	36169
BM4	36104	BM11	36053	CZ20	364570	CZU34	36181
BM4	36110	BM11	36056	CZ20	364576	CZU34	36182
BM4	36111	BM11	36070	CZ20	364634	CZU34	36183
BM4	36117	BM11	36120	CZ21	364441	CZU55	36062
BM4	36123	BM11	36161	CZ26	364428	CZU55	36068
BM4	36128	CZ13	364008	CZ26	364430	CZU55	36072
BM4	36135	CZ13	364628	CZ26	364510	CZU55	36077
BM4	36151	CZ15	364000	CZ26	364595	CZU55	36078
BM4	36153	CZ19	364494	CZ26	364872	CZU55	36087
BM4	36155	CZ19	364540	CZ29	364672	CZU55	36140
BM4	36163	CZ20	36017	CZ29	364647	CZU55	36149
BM4	36174	CZ20	36036	CZ29	364657	CZU55	36152
BM4	36179	CZ20	36037	CZU20	36002	CZU55	36170
BM4	369001	CZ20	36048	CZU20	36023	CZU55	36172
		CZ20	36051	CZU20	36055		



AMMETERS

MODEL CZ21



A

MODEL CZU27



B

MODEL CZ16



C

MODEL CZU26

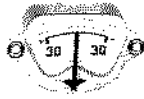


D

MODELS CZ20 & CZU20



E



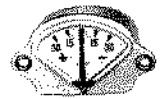
F



G



H



I

MODEL CZU34



J



K



L



M



N




O



P

MODEL CZU55



Q



R



S



T



U



V



W



X

MODEL BM4



Z



AB



AD



AF



Y



AA



AC



AE



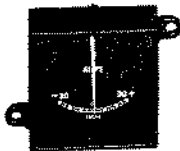
AG

MODEL BM2

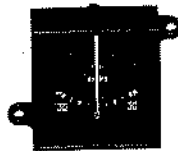


AH

MODEL BM11




AI



AJ



AK



AL

AMMETERS



Service Reference

A guide to the comprehensive range of LUCAS Ammeters suitable for most British Cars.

Also see Supersession Chart on page C4.

Part No.	Model	Illustration Reference	Reading	Colour	Printing	Illumination	Rim or Bezel Finish	Special Features
36000	BM4	AG	8-0-8	Black	White	All round	Black	—
36001	BM4	AB	30-0-30	Black	White	All round	Chromium plated	—
36002	CZU20	E	— +	Cream	Brown	All round	—	—
36023	CZU20	G	30-0-30	Cream	Brown	Direct	—	—
36028	CZU34	M	30-0-30	Black	White	Direct	—	—
36030	BM4	AD	30-0-30	Cream	Brown	3, 6 and 9 o'clock	Chromium plated	Clamp fixing
36033	BM11	AK	20-0-20	Black	White	Internal	—	—
36047	CZU26	D	30-0-30	Black	White	All round	Chromium plated	—
36052	BM4	Z	20-0-20	Ivory	Black	6 o'clock	Chromium plated	—
36053	BM11	AL	30-0-30	Gold	Black	Internal	—	—
36056	BM11	AI	30-0-30	Black	White	Internal	—	—
36060	BM11	AL	30-0-30	Cream	Black	Internal	—	—
36062	CZU55	Q	30-0-30	Cream	Black	All round	—	Vertical fixing
36064	CZU34	J	30-0-30	Cream	Black	3-6 o'clock	—	—
36067	BM11	AL	30-0-30	Cream	Black	Internal	—	—
36068	CZU55	U	30-0-30	Cream	Black	All round	—	—
36070	BM11	AJ	20-0-20	Cream	Brown	Internal	—	—
36071	BM4	AC	30-0-30	Black	White	All round	Black	—
36074	CZU20	F	30-0-30	Cream	Maroon	Direct	—	—
36076	CZU34	O	30-0-30	Gold	Black	Direct	—	—
36077	CZU55	R	30-0-30	Cream	Brown	All round	—	—
36078	CZU55	S	30-0-30	Gold	Black	All round	—	—
36079	BM4	AF	30-0-30	Black	White	All round	Black	Infra red lighting, lug fixing
36084	CZU27	B	8-0-8	Black	White	—	Chromium plated	—
36099	CZU34	O	30-0-30	Black	White	Direct	—	—
36105	CZU20	H	30-0-30	Cream	Brown	Direct	—	—
36119	CZU34	N	—	Black	White	—	—	—
36120	BM11	AJ	30-0-30	Black	White	Internal	—	—
36123	BM4	AD	30-0-30	Black	White	3, 6 and 9 o'clock	Chromium plated	Clamp fixing
36125	CZU34	P	30-0-30	Cream	Brown	Direct	—	—
36128	BM4	AA	C - D	Black	White	All round	Black	Lug fixing
36135	BM4	AF	30-0-30	Black	White	All round	Black	Lug fixing
36137	CZU20	I	30-0-30	White	Black	6 o'clock	—	—
36140	CZU55	V	30-0-30	Black	White	All round	—	—
36144	CZU20	F	30-0-30	Black	White	Direct	—	—
36149	CZU55	W	30-0-30	Cream	Silver	All round	—	Black mask
36151	BM4	Z	20-0-20	Black	White	6 o'clock	Chromium plated	—
36153	BM4	AB	30-0-30	Green	Black	12 o'clock	Chromium plated	—
36155	BM4	Y	C - D	Black	White	12 o'clock	Chromium plated	Clamp fixing
36156	BM4	AE	- +	Black	White	Direct	Black	—
36162	CZU20	E	- +	Cream	Brown	All round	—	—
36170	CZU55	X	30-0-30	Black	White	All round	—	Vertical fixing
36172	CZU55	V	30-0-30	Black	White	All round	—	—
36173	CZU55	X	30-0-30	Black	White	All round	—	Vertical fixing
36174	BM4	AD	30-0-30	Black	White	12 o'clock	Chromium plated	Clamp fixing
36179	BM4	AD	30-0-30	Black	White	3, 6 and 9 o'clock	—	Clamp fixing
36180	CZU34	K	30-0-30	Black	Green	Direct	—	—
36181	CZU34	M	30-0-30	Black	White	Direct	—	—
36182	CZU34	L	30-0-30	Silver	Black	Direct	—	—
36183	CZU34	L	30-0-30	Black	Green	Direct	—	—
36192	CZU55	T	30-0-30	Black	Green	All round	—	—
36195	BM4	AB	30-0-30	Black	White	6 o'clock	Chromium plated	—
364041	CZ16	C	20-0-20	Black	White	Direct	—	—
364284	CZ21	A	20-0-20	Cream	Black	Direct	—	—
364441	CZ21	A	20-0-20	Black	White	Direct	—	—
364570	CZ20	H	20-0-20	Cream	Black	Direct	—	—
369149	BM2	AH	20-0-20	Black	White	All round	Black	Special long fixing studs
369260	BM4	AC	20-0-20	Black	White	All round	Black	—

Grub screw, Part No. 121610. Terminal nut, Part No. 166043. Washer, Part No. 185022.

BM11 Models only

Screw, fixing ... Part No. 132464

Washer, fixing ... Part No. 185000

Bulb (12 volt) ... Part No. 987



AMMETERS


Supersession Chart

Part No.	Replaced by	Part No.	Replaced by	Part No.	Replaced by	Part No.	Replaced by
36008	36123	36117	36001	364486	36002	369047	36001
36013	36030	36144	36023	364492	36002	369076	36000
36017	364570	36161	36056	364493	36002	369088	36001
36020	36052	36163	36001	364494	36002	369100	36001
36024	36047	36167	36137	364503	36002	369124	36001
36036	36002	36169	36125	364510	36047	369125	36001
36037	36105	364000	36047	364511	36002	369164	36001
36041	36033	364008	36047	364536	36002	369169	36001
36048	36002	364260	36002	364540	36002	369251	36030
36051	36002	364322	36002	364552	364570	369259	36030
36055	36137	364343	36002	364576	36002	369263	36001
36072	36068	364365	36002	364595	36047	369264	36001
36073	36002	364366	36137	364628	364570	369269	36153
36087	36140	364391	36002	364634	36047	369270	36001
36092	36123	364428	36002	364642	36047	369272	36030
36098	36135	364430	36047	364647	36047	369274	36030
36110	36001	364431	36002	364657	36047	369283	36030
36111	36135	364434	36002	364672	36047	369295	36001
36113	36047	364470	36002	369001	36151		
36114	36047			369038	36001		

Vehicle Application Reference

- 36000 BM4**
Larmar Invalid Carriage 1948-50.
- 36001 BM4**
A.C. 16 1939.
Alvis 17/20 1939.
Aston Martin 2 litre 1947-50.
Austin Taxi 1939-40.
Commer 15 and 20/25 cwt. 1939-40; 25 cwt. Forward Control 1946-50.
Guy 'Wolf' 1946-47; 'Vixen' 1945-47.
Healey 16 Roadster 1948-49.
H.R.G. 9 1946-51; 12 1939-51.
Jensen 3½ litre 1940.
Jowett All Models 1939-40; 'Bradford' Van 1946-50; De Luxe Van and Utility 1949-50.
Karrier All Models 1939-52.
M.G. 'Midget' 1939.
Morgan 3-wheeler 1948-52.
S.S. 'Jaguar 100' 1939-40.
Singer 9 Van 1939-40.
Standard 12 and 14 (Export) 1946-48.
- 36002 CZU20**
Alvis 14 1939.
Armstrong Siddeley 20 1939; 16 1939-40.
Austin 27 h.p. L.C.C. Ambulance 1939; 30 cwt., 2 and 3 ton 1939-48; 25 cwt. and Ambulance 1949-50; Taxi 1948-52; Hire Car 1950-52; Petrol Tanker 1941-48.
Beardmore Taxi 1939.
Daimler 15, 20 and 24 1939; 27 and 36 1949-53; 2½ litre 1939-40.
Humber 'Pullman' and 'Imperial' 1939.
Jensen 3½ litre 1939; 3½ litre 1946-47.
Lanchester 14, 18 and 20 1939.
Lloyd Roadster 1948-50.
M.G. 1½, 2 and 2½ litre 1939.
Morgan 'Plus Four' 1946-50.
Morris 10 1948.
Riley All Models 1939-49.
Singer 9 Roadster 1939-46.
Standard 8, 9, 10, 12 and 14 1939-40.
Sunbeam-Talbot 10 1939-40.
- 36006 BM4 (Use 36001)**
Morris Commercial OP Passenger Chassis 1949-50; PP Coach 1950-51.
- 36018 BM4 (Use 36001)**
Healey 'Silverstone' 1950.
H.R.G. 9 and 12 1952.
Morris Commercial FV and FVO 1949-53; FVS and FVSO 1954.
- 36023 CZU20**
Alvis 14 1946-50.
Aston Martin 2½ litre 1951-54.
Lagonda 2½ litre 1951-52; 3 litre 1954.
Morgan 'Plus Four' 1951-54.
- 36028 CZU34**
M.G. 1½ litre Saloon 1947-53; 1½ litre Tourer 1951-52.
- 36030 BM4**
Austin 12 1946-47; 16 1946-48.
Daimler DC27 Ambulance 1949-54.
Lea Francis 12 and 14 1939.
Morris 12 1939.
Wolseley All Models (except 8) 1939-48.
- 36033 BM11**
Bristol 2 litre 1947-48; '400' 1949-50.
Citroen 15 1946-54; 23 1949-54.
- 36047 CZU26**
Armstrong Siddeley 'Sapphire' 1953-54.
Austin 7 and 7 Van 1939.
Citroen 2CV (375 c.c.) 1954.
Commer 25 cwt. Forward Control 1951-54.
Dennis 'Pax', 'Horla' and Municipal 1946.
- 36047 CZU26—continued**
Dodge Truck 1939; 61C, 100C, 101C and 122C 1947-48; 120C 1947.
Morris 'Oxford' Taxi and Hire Car 1947-51; 5 cwt. 1939-53; 10 cwt. 1939-50.
Morris Commercial All Models 1939-48; CV9/40, CV11/40 and CV Ambulance 1949-51; ECV13/5 and ECV10/3/5 1949; 25/30 cwt. 1949-52; 15/20 cwt. 1949-53; 'J' Van 1949-54.
Reliant 3-wheeler 1949-54.
Rover All Models 1939-47; 'Landrover' 1950-54; Station Wagon 1950-51.
- 36052 BM4**
Lea Francis 12 and 14 1949-54.
Reliant 3-wheeler 1946-48.
Standard 12 and 14 1946-48.
- 36053 BM11**
Austin 'Princess' and 'Sheerline' 1948-54; Limousine, Ambulance and Hearse 1951-54.
- 36056 BM11**
Bentley 'Continental' 1952-54.
- 36062 CZU55**
Austin A40 (except Sports) 1948-51.
- 36064 CZU34**
Renault 8.3 Car and Van 1947-51; 12 1946-51.
- 36068 CZU55**
Meynell All Models 1952.
Morris 'Oxford' Saloon 1950-51; 'Cowley' Van and Pick-up 1950-52.
Paramount Roadster and Coupé 1951-53.
Wolseley 'Four Fifty' 1949-53; 'Six Eighty' 1949-54.
- 36070 BM11**
Bristol '401' 1949-50.
- 36071 BM4**
Jaguar 1½, 2½ and 3½ litre 1948; XK120 1949-54.
- 36074 CZU20**
Humber 'Super Snipe' 1949-52.
- 36076 CZU34**
Austin A70 1948-50.
- 36077 CZU55**
Singer 'SM1500' 1949-53.
- 36078 CZU55**
Austin A90 1949-52.
Riley 1½ litre 1950-54; 2½ litre 1950-53.
- 36079 BM4**
Jaguar 2½ and 3½ litre 1949-50.
- 36084 CZU27**
Wessex Industries Delivery Van 1952-54.
- 36099 CZU34**
A.F.N. 'Le Mans' and 'Mille Miglia' 1953-54.
Austin 'Champ' and 'Cargo' Truck 1954; 2 and 5 ton 1949-54; Petrol Tanker 1952-54.
- 36105 CZU20**
A.C. 16 1948-54.
- 36117 BM4 (Use 36001)**
A.F.N. 'Le Mans' and 'Mille Miglia' 1951-52.
Allard All Models 1952-54.
Dellow Sports late 1952-54.
Healey All Models (except Roadster and 'Silverstone') 1948-54.
Jensen 'Lightweight' Commercial 1954.
Jowett 'Bradford' De Luxe Van and Utility 1951-52.
Trojan 15 cwt. 1953-54; '20' Van 1954.
- 36119 CZU34**
Rover '75' 1952-54; '90' 1954.
- 36120 BM11**
Bristol '401' 1951; '403' 1954.
- 36123 BM4**
Bristol '404' 1954.
Smith Electric Vehicles 2 ton Diesel Truck 1953-54.
- 36125 CZU34**
Morris Commercial NVS and NVO 1951-54; NV, LD1, LD2 and LC5 1954.
Singer 'SM1500' late 1953-54.
- 36128 BM4**
Jaguar 3½ litre late 1951-54.
- 36135 BM4**
Alvis TA21 1951-54.
Jaguar 2½ and 3½ litre 1951.
Jowett 'Javelin' De Luxe 1950-51; 'Jupiter' 1951-52.
- 36137 CZU20**
Austin 'Big 7' 1939; 8 1939-47; 8 Van 1941-47; 10 Saloon and Van 1939-47; 12 and 14 1939-40; 18 and 28 1939; Taxi and Hire Car 1953-54; 25 cwt. and Ambulance 1951-54.
Singer 9 Roadster 1947-51; 4AC and 4AD 1952-54.
- 36140 CZU55**
Austin A40 Sports 1951-53; A40 (except Sports and Commercial) 1952-54; A70 1951-54.
Rover '75' 1950-51.
- 36149 CZU55**
Morris 'Oxford' Saloon, Travellers' Car and Station Wagon 1952-54; 'Six' 1952-54; 'Cowley' Van and Pick-up late 1952-53; Half Ton 1954.
- 36151 BM4**
A.C. Invalid Carriage 1947-53.
Allard All Models 1947-51.
Dellow Sports 1952.
Trojan 15 cwt. 1946-52.
- 36153 BM4**
M.G. 'Midget' 1946-53; 1½ litre Tourer 1947-50.
- 36155 BM4**
Jowett 'Javelin' De Luxe 1952-54; 'Jupiter' 1951-54.
- 36170 CZU55**
Hillman 'Minx' 1953-54.
- 36172 CZU55**
Standard 'Vanguard' 1953-54.
- 36173 CZU55**
Triumph 'Renown' 1953-54.
- 36174 BM4**
Swallow Coachbuilding 'Doretta' 1954.
Triumph 2-seater Sports 1954.
- 36179 BM4**
Paramount Roadster and Coupé 1954.
- 36180 BM4**
M.G. 'Magnette' 1954.
- 36181 CZU34**
M.G. 'Midget' 1954.
- 36182 CZU34**
Morris 'Oxford' Series II 1954.
- 36183 CZU34**
Riley 'Pathfinder' 1954.
- 36192 CZU55**
Humber 'Super Snipe' 1953-54.
- 364441 CZ21**
Morris 14 and 25 1939.
- 364570 CZ20**
Humber 'Snipe' 1939; 'Super Snipe', 'Pullman' and 'Imperial' 1939-48; 'Hawk' 1946-48.
Singer 10 and 12 1939-49.
Wolseley 8 1946-48.
- 369260 BM4**
Jaguar 1½, 2½ and 3½ litre 1946-47.
S.S. 'Jaguar' 1½, 2½ and 3½ litre 1939-40.

BATTERY SUNDRIES



COVERS

Battery Type	Part No.
SG9E	4159000
SG9A	4159045
SG11E	4159052
SG11A	4159043
SG13E	4159015
STX13A	4159042
STX15E	4159017
GT7A	4159061
GT9A	4159046
GT11A	4159055

VENT PLUGS

Battery Type	Material	Part No.
GT, SG and SLG	Rubber	4179502
GT7	Rubber	4179504
TX and LT	Polystyrene	4189239
SAF, SFF and HRT	Porcelain	4183012
HRLT	Porcelain	4183306
STWD17E	Porcelain	4183013
BN9	Porcelain	4183002

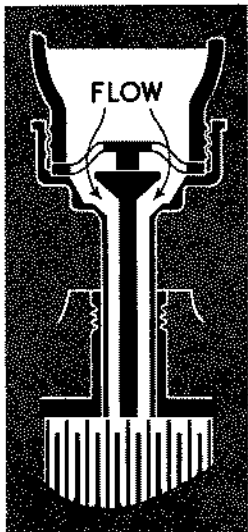
UNIVERSAL CABLE CONNECTORS

Description	Part No.
Positive, non-corrosive ($\frac{3}{8}$ "	4188005A
Positive, non-corrosive ($\frac{1}{2}$ "	4188002A
Negative ($\frac{3}{8}$ "	4188021
Negative ($\frac{1}{2}$ "	4188018
Positive, standard	4188005
Negative, standard	4188021

SUNDRIES

Description	Part No.
Fixing Bolts	4188033
Fixing Nuts	4188035
Sealing Compound (28 lb.)	4189450
Battery Rods (Morris T)	4188236
Battery Rods (Standard LT)	4188233
Battery Rods (Standard T)	4188230
GT Cover Clips	4188490
GT Cover Bushes	4179081

BATTERY FILLER



Correct topping-up is automatically ensured by the Lucas Battery Filler. The nozzle is inserted into the battery and pressed down on to the separators. A valve opens, and the fluid flows until the correct level is reached.


In the case of 'King of the Road' batteries fitted with the correct acid level device, the Lucas battery filler can be used as a pourer by removing the red valve; the rubber washer should be retained to keep the joint between the bottle and nozzle watertight.



Description	Part No.
Car size	4189601
Trade size	4189605



BATTERY CABLE REPLACEMENT



BATTERY CABLE REPLACEMENT

(With Lucas Diecast Battery Lug)

It is now possible to use the Lucas Diecast Battery Lug when a battery replacement cable is needed. This makes for clean corrosion-free battery posts and long cable life.

A standard replacement kit for all modern vehicles is supplied. This consists of a 12-inch length of cable with a diecast lug and brass connector sleeve. The connector sleeve is kept well away from the battery and ensures that cable joints are protected from corrosion under all conditions.

NEGATIVE LEAD (Part No. 861019)

- 12 inches (37/20) Starter Cable with Cast Lug
- Brass Connector
- Rubber Sleeve
- Self-tapping Fixing Screw


POSITIVE LEAD (Part No. 861014)

- 12 inches Braided Earth Cable with Cast Lug
- Brass Connector
- Self-tapping Fixing Screw

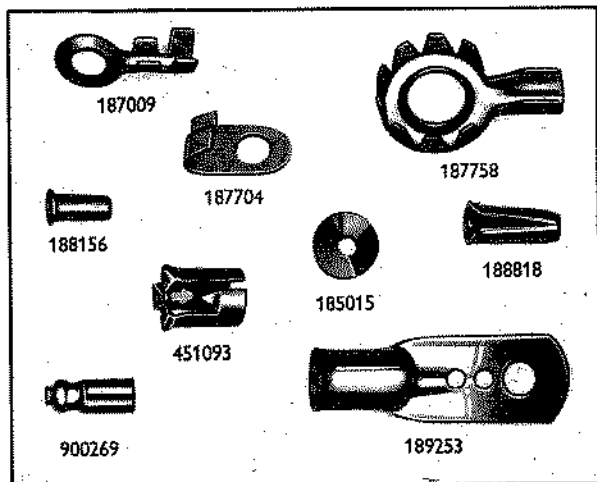
These may be used to replace either a corroded brass lug or a damaged cable by joining the replacement to any required length of standard starter cable.

BATTERY TO AMMETER LEAD (With Diecast Plug)	Part No. 977222
BATTERY LUG FIXING SCREW (Self-tapping, Standard Size)	Part No. 186111
BATTERY LUG FIXING SCREW (Self-tapping, 1st Oversize)	Part No. 186114

CABLE SUNDRIES



These parts are illustrated half size



These parts are illustrated full size

RUBBER CABLE BUSHES

Part No.	Description
858062	1/2" bore to fit 1/2" hole 3/8" bore to fit 3/8" hole 1" bore to fit 1 1/4" hole
858063	
858065	

SINGLE CABLE CLIPS

With bell-shaped ends to prevent chafing of cables
NICKEL PLATED

Part No.	Description
187075	3/8" bore .136" hole 3/8" bore .196" hole 3/8" bore 1 1/8" hole 3/8" bore .196" hole 3/8" bore 3/8" hole 1/8" bore .136" hole 1/8" bore 1 1/8" hole
187045	
187047	
187052	
187042	
187007	
187081	

DOUBLE CABLE CLIPS

With bell-shaped ends to prevent chafing of cables
NICKEL PLATED

Part No.	Description
187058	3/8" x 1 1/2" bore .196" hole 3/8" x 1 1/2" bore 1 1/8" hole
187060	

CABLE HARNESS CLIPS

With bell-shaped ends to prevent chafing of cables

Part No.	Description
900401	1 1/8" bore 3/8" hole

STARTER CABLE CLIPS

With bell-shaped ends to prevent chafing of cables
NICKEL PLATED

Part No.	Description
187048	1/8" bore .196" hole 1/8" bore .196" hole 1/8" bore 3/8" hole
187051	
187085	

CABLE STRAPS

Part No.	Description
850882	7" long Aluminium



CABLE SUNDRIES

WIRING SADDLES

Part No.	Description
187087	1" cable slot

SPRING CLIPS FOR CHASSIS MOUNTING

Part No.	Description
187094	2 $\frac{1}{4}$ " overall length
187050	2 $\frac{1}{2}$ " overall length

CABLE EYELETS

Part No.	Description
187700	$\frac{3}{32}$ " diameter, short
187009	$\frac{3}{16}$ " diameter, short
850405	$\frac{3}{16}$ " diameter
900450	$\frac{5}{16}$ " diameter
850402	$\frac{3}{8}$ " diameter

CABLE FLAG EYELETS

Part No.	Description
187704	$\frac{9}{64}$ " diameter $\frac{3}{16}$ " hole

CABLE CLAW EYELETS

Part No.	Description
189368	2 B.A.
187758	$\frac{5}{16}$ " diameter

TERMINAL ENDS

Part No.	Description
188156	$\frac{1}{8}$ " diameter
188818	$\frac{3}{16}$ " diameter
185015	Terminal washer

FLEXIBLE METALLIC SHEATHING

Part No.	Size of Bore	External Diameter
857711	$\frac{3}{16}$ "	$\frac{13}{32}$ "
850594	$\frac{1}{4}$ "	$\frac{3}{8}$ "
850591	$\frac{3}{8}$ "	$\frac{9}{16}$ "
850593	$\frac{7}{8}$ "	$\frac{5}{8}$ "
857713	$\frac{9}{16}$ "	$\frac{3}{4}$ "
850592	1 $\frac{1}{8}$ "	1 $\frac{5}{16}$ "

CABLE CONNECTORS

Part No.	Description
900288	Snap-in Cable Connector (may be used with $\frac{3}{32}$ " single Cable Clip)
900269	Snap-in Terminal End for above
770002	Lucas solderless Connector (for use with low current circuits) c/w Terminal Ends (may be used with $\frac{3}{8}$ " single Cable Clip)
560292	Lucas Quickly Detachable Cable Connector
850641	4-way Cable Connector

3 mm. RUBBER IDENTIFICATION TUBING (1 yard lengths)

Part No.	Colour	Part No.	Colour
857707	Black	857715	Blue
857708	Red	857716	White
857709	Green	857717	Yellow
857710	Purple	857718	Brown

STARTER CABLE TERMINALS

Part No.	Description
187757	$\frac{3}{32}$ " diameter hole for cable
859188	$\frac{3}{8}$ " diameter hole for cable
187794	$\frac{3}{8}$ " diameter hole for earthing terminal

FERRULES FOR METALLIC FLEXIBLE SHEATHING

Part No.	Size of Bore
188812	$\frac{3}{16}$ "
188814	$\frac{3}{8}$ "
188805	$\frac{7}{16}$ "
188807	$\frac{9}{16}$ "
188810	$\frac{3}{4}$ "

LIMPET BLACKLEY INSULATION TAPE

Part No.	Description
857603	$\frac{1}{2}$ " wide in rolls approx. $\frac{1}{4}$ lb. each
857604	$\frac{3}{4}$ " wide in rolls approx. $\frac{1}{2}$ lb. each

H.T. LEAD TERMINALS

Part No.	Description
189252	5 mm.
189253	7 mm.
451093	Terminal end (fitted to 7 mm. Ignition Lead)

LUCAS

SECTION

D

CONTROL BOXES · CUTOUTS FUSE BOXES · JUNCTION BOXES REGULATORS · RELAYS TERMINAL BLOCKS · CONNECTORS

CONTROL BOXES, CUTOUTS AND REGULATORS

Model Interpretation

CF3	Incorporates Cutout and Fuse.	RB200	Regulator Box. 2 frames (cutout and voltage regulator bobbins).
CFR2	Incorporates Cutout, Fuse and Resistance. Two resistance values for 4-pole generator.	RF92	Incorporates Fuses and LRT9 Regulator.
CJR3	Incorporates Cutout, Junction Box and Fuses.	RF95/2	LRT9/2 Regulator, incorporating thermostat for temperature compensation. External fuses.
MCR2	Motor cycle type with LRT9/2 Regulator, incorporating thermostat for temperature compensation.	RF96/2	LRT9/2 Regulator, incorporating thermostat for temperature compensation. No fuses.
RB106/1	Regulator Box with LRT9/2 Regulator, incorporating thermostat for temperature compensation. Shrouded terminals.	RF96S/2	As RF96/2, but suppressed for radio.
RB106S/1	As RB106/1, but suppressed for radio.	RJF91	Incorporates LRT9 Regulator, Junction Box and Fuses.
RB107	Regulator Box with sealed cover.	RJF92	Incorporates LRT9 Regulator, Junction Box and Fuses.

Model Reference

Model	Part No.	Model	Part No.	Model	Part No.	Model	Part No.
CF3	332317	RB106/1	37139D	RF91	334551	RF96	37116A/B
CF3	339260	RB106/1	37172A	RF91	334572	RF96	37118A
CFR	332001	RB106/1	37174A	RF91	334573	RF96/2	37035H
CFR2	332151	RB106/1	37177A	RF91	334608	RF96/2	37048E
CFR2	332177	RB106S/1	37166B	RF92	37099A	RF96/2	37054E
CFR2	332179	RB107	37127E	RF92	334610	RF96/2	37066B
CFR2	332186	RB107	37127F	RF95/2	37057E	RF96S/2	37052E
CFR2	332192	RB200	37193A/B	RF95/2	37062E	RF96S/2	37089E
CFR2	332195	RF71	334574	RF95/2	37065E	RF96S/2	37190A
CFR2	332202	RF90	334503	RF95/2	37067E	RF96S/2	37076E
CFR2	332203	RF91	37000D	RF95/2	37076E	RJF70	337820
CJR3	33027A	RF91	37002A	RF95/2	37078A	RJF71	337828
CJR3	336181	RF91	37003A	RF95/2	37079E	RJF71	337830
CJR3	336182	RF91	37031A/B	RF95/2	37080A	RJF71	337837
CJR3	336212	RF91	37032A/B	RF95/2	37081E	RJF91	37030A
CY1/1	339231	RF91	37033A	RF95/2	37092E	RJF91	37036A
CY1/1	339233	RF91	37034A	RF95/2	37093D	RJF91	37046A
MCR1	33018A	RF91	37050A	RF95S/2	37105A	RJF91	337909
MCR2	37097B	RF91	37055A	RF96	37052D	RJF91	337910
MCR2	37144A	RF91	37056A	RF96	37054A	RJF91	337911
RB106/1	37035J	RF91	37058A	RF96	37098B	RJF91	337911
RB106/1	37138A/B	RF91	37063A	RF96	37102F	RJF92	37016A



CONTROL BOXES, CUTOUTS AND REGULATORS




MODEL CF3



224009

Clip
332168

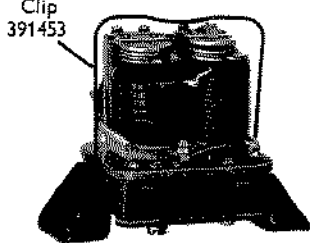


MODEL CFR2

Cover
332153



Clip
391453



MODEL MCR2

Cover 391454



- 332176
- 332178
- 332187
- 332200
- 332201
- 336189
- 336190



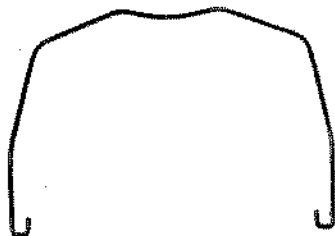
390381



334004



Typical
Fuse



334649




390380


121610

Clip
337937


Cover 337936




MODEL CJR3



Cover
336022




MODELS RJF91 and RJF92



For detailed spare parts, see pages D4-D6.

CONTROL BOXES, CUTOUTS AND REGULATORS



335361




334972
334976
334977




334283

Cover
335682



MODEL RB107


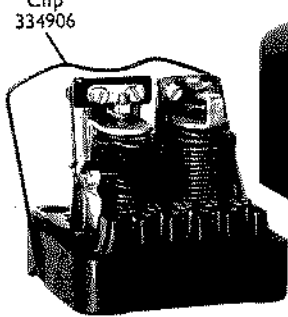


Typical Regulator
LRT9 Type



Typical Cut-out
SB20 Type



Clip
334906



Cover
391600

MODEL RB200

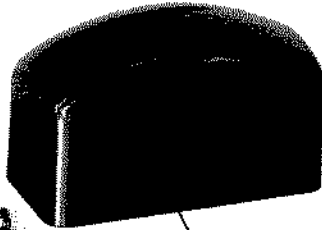
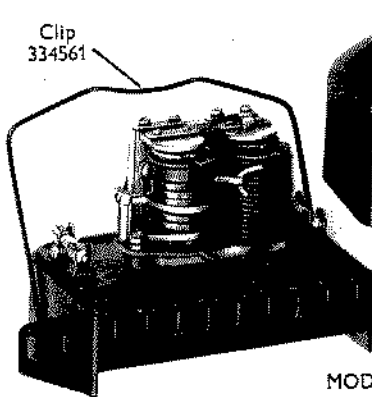
Clip
334906



Cover
391600

MODELS RF96 and RB106



Clip
334561



Cover
334553

MODEL RF92

Clip
334906



Cover
334956

MODEL RF95/2

For detailed spare parts, see pages D4-D6.



CONTROL BOXES, CUTOUTS AND REGULATORS

DETAILED SPARE PARTS

Part No.	*33018A	33027A	*37000A	*37002A	*37003A	37016A	*37030A
Model	MCR1	CJR3	RF91	RF91	RF91	RJF92	RJF91
Voltage	6	12	6	12	12	12	12
CLIP, cover fixing	390381	—	334561	334561	334561	337937	337937
COVER, fuse	—	336022	—	—	—	336022	336022
COVER, regulator or cutout	390380	*336002	334553	334553	334553	337936	337936
REGULATOR or CUTOUT	—	(SB20)	(LRT9/1)	(LRT9/2)	(LRT9/2)	(LRT9/2)	(LRT9/2)
	—	339211	33011A	33055	33055	33055	33055
RESISTANCE (See page D11)	—	—	334976	334977	334977	334976	334977
SCREW, terminal	—	121610	121610	121610	121610	121610	121610
FUSES (See page D10)	—	188216	188216	188216	188216	188216	188216

Part No.	*37031A/B	*37032A/B	*37033A	*37034A	37035H	37035J	*37036A
Model	RF91	RF91	RF91	RF91	RF96/2	RB106/1	RJF91
Voltage	12	12	6	6	6	6	12
CLIP, cover fixing	334561	334561	334561	334561	334906	334906	337937
COVER, fuse	—	—	—	—	—	—	336022
COVER, regulator or cutout	334553	334553	334553	334553	391600	391600	337936
REGULATOR or CUTOUT	(LRT9/2)	(LRT9/2)	(LRT9/1)	(LRT9/1)	(LRT9/2)	(LRT9/2)	(LRT9/2)
	33055	33055	33058	33056	33073	33073	33055
RESISTANCE (See page D11)	334977	334977	334976	334976	334976	334976	334977
SCREW, terminal	121610	121610	121610	121610	121610	121610	121610
FUSES (See page D10)	188216	188216	188216	188216	—	—	188216

Part No.	37046A	*37048E	*37050A	37052D	37052F	37054A	37054E
Model	RJF91	RF96/2	RF91	RF96	RF96S/2	RF96	RF96/2
Voltage	12	12	6	12	12	6	6
CLIP, cover fixing	337937	334906	334561	334906	334906	334906	334906
COVER, fuse	336022	—	—	—	—	—	—
COVER, regulator or cutout	337936	391600	334553	391600	391600	391600	391600
REGULATOR or CUTOUT	(LRT9/2)	(LRT9/2)	—	(LRT9/2)	(LRT9/2)	(LRT9/1)	(LRT9/2)
	33055	33075	—	33055	33075	33056	33075
RESISTANCE (See page D11)	334977	334977	334976	334977	334977	334976	334976
SCREW, terminal	121610	121610	121610	121610	121610	121610	121610
FUSES (See page D10)	188216	—	188216	—	—	—	—

Part No.	*37055A	*37056A	37057E	*37058A	37062E	*37063A	37065E
Model	RF91	RF91	RF95/2	RF91	RF95/2	RF91	RF95/2
Voltage	12	6	12	6	6	6	12
CLIP, cover fixing	334649	334649	334906	334561	334906	334561	334906
COVER, fuse	—	—	—	—	—	—	—
COVER, regulator or cutout	334553	334553	334956	334553	334956	334553	334956
REGULATOR or CUTOUT	(LRT9/2)	(LRT9/1)	(LRT9/1)	(LRT9/1)	(LRT9/2)	—	(LRT9/2)
	33055	33058	33072	33056	33076	—	33075
RESISTANCE (See page D11)	334977	334976	334977	334976	334976	334976	334977
SCREW, terminal	121610	121610	121610	121610	121610	121610	121610
FUSES (See page D10)	188216	188216	188218	188216	188218	188216	188218

Part No.	37066B	*37067E	37076E	*37078A	*37079E	37080A	37081E
Model	RF96/2	RF95/2	RF95/2	RF95/2	RF95/2	RF95/2	RF95/2
Voltage	12	12	12	12	6	12	6
CLIP, cover fixing	334906	334906	334906	334906	334906	334906	334906
COVER, fuse	—	—	—	—	—	—	—
COVER, regulator or cutout	391600	334956	334956	334956	334956	334956	334956
REGULATOR or CUTOUT	(LRT9/2)	(LRT9/2)	(LRT9/2)	(LRT9/2)	(LRT9/2)	(LRT9/2)	(LRT9/2)
	33150	33077	33091	33075	33090	33150	33073
RESISTANCE (See page D11)	334977	334972	334977	334977	334976	334976	334976
SCREW, terminal	121610	121610	121610	121610	121610	121610	121610
FUSES (See page D10)	—	188218	188218	188218	188218	188218	188218

For illustrations, see pages D2–D3.

CONTROL BOXES, CUTOUTS AND REGULATORS



Detailed Spare Parts—continued

Part No. Model Voltage	*37089D RF96S/2 12	37092E RF95/2 12	37093D RF95/2 6	37097B MCR2 6	*37098B RF96 12	37099A RF92 6	*37102F RF96 6
CLIP, cover fixing	334906	334906	334906	391453	334906	334561	334906
COVER, fuse	—	—	—	—	—	—	—
COVER, regulator or cutout	391600	334956	334956	391454	391600	334553	391600
REGULATOR or CUTOUT	(LRT9/2) 33077	(LRT9/2) 33075	(LRT9/2) 33084	(LRT9/2) 33109	(LRT9/2) 33108	—	(LRT9/2) 33090
RESISTANCE (See page D11)	334972	334976	334976	—	334977	334976	334976
SCREW, terminal	121610	121610	121610	—	121610	121610	121610
FUSES (See page D10)	—	188218	188218	—	—	188218	—

Part No. Model Voltage	37105A RF95S/2 12	37116A/B RF96 12	37118A RF96 12	37127E RB107 6	37127F RB107 6	37138A/B RB106/1 12	37139D RB106/1 12
CLIP, cover fixing	334906	334906	334906	—	—	334906	334906
COVER, fuse	—	—	—	—	—	—	—
COVER, regulator or cutout	334956	391600	391600	335361	335682	391600	391600
REGULATOR or CUTOUT	(LRT9/2) 33118	(LRT9/2) 33118	(LRT9/2) 33091	—	—	(LRT9/2) 33143	(LRT9/2) 33150
RESISTANCE (See page D11)	334976	334976	334977	—	—	334977	334977
SCREW, terminal	121610	121610	121610	—	—	121610	121610
FUSES (See page D10)	188218	—	—	—	—	—	—

Part No. Model Voltage	37144A MCR2 6	37166B RB106S/1 12	37172A RB106/1 12	37174A RB106/1 12	37177A RB106/1 6	37190A RF96S/2 12	37193A/B RB200 6
CLIP, cover fixing	391453	334906	334906	334906	334906	334906	334906
COVER, fuse	—	—	—	—	—	—	—
COVER, regulator or cutout	391454	391600	391600	391600	391600	391600	391600
REGULATOR or CUTOUT	(LRT9/2) 33141	(LRT9/2) 33150	(LRT9/2) 33108	(LRT9/2) 33075	(LRT9/2) 33090	(LRT9/2) 33163	—
RESISTANCE (See page D11)	—	334977	334977	334977	334976	334976	334976
SCREW, terminal	—	121610	121610	121610	121610	121610	—
FUSES (See page D10)	—	—	—	—	—	—	—

Part No. Model Voltage	*332001 CFR 12	332151 CFR2 6	*332177 CFR2 12	*332179 CFR2 6	*332186 CFR2 6	*332192 CFR2 12	*332195 CFR2 6
CLIP, cover fixing	—	332168	332168	332168	332168	332168	332168
COVER, fuse	—	—	—	—	—	—	—
COVER, regulator or cutout	334004	332153	332153	332153	332153	332153	332153
REGULATOR or CUTOUT	(SB20) 33121	(SB20) 339203	(SB20) 339211	(SB20) 339203	(SB20) 339203	(SB20) 339211	(SB20) 339203
RESISTANCE (See page D11)	332200	332178	336190	332178	—	—	336190
SCREW, terminal	121610	121610	121610	121610	121610	121610	121610
FUSES (See page D10)	188216 188230	188232 188216	188216 188230	188232 188216	188216 188230	188216 188230	188216 188230

Part No. Model Voltage	*332202 CFR2 12	332203 CFR2 12	332317 CF3 12	*334503 RF90 12	*334551 RF91 6	*334572 RF91 12	*334573 RF91 12
CLIP, cover fixing	332168	332168	—	—	334561	334561	334561
COVER, fuse	—	—	—	334283	—	—	—
COVER, regulator or cutout	332153	332153	—	—	334553	334553	334553
REGULATOR or CUTOUT	(SB20) 339211	(SB20) 339211	(SB20) 33121	(LRT9/2) 33055	(LRT9/1) 33058	(LRT9/2) 33055	(LRT9/2) 33055
RESISTANCE (See page D11)	332200	332201	—	334977	334976	334977	334977
SCREW, terminal	121610	121610	—	—	121610	121610	121610
FUSES (See page D10)	188216 188230	188216 188227	188216	188216	188216	188216	188216

For illustrations, see pages D2–D3.



CONTROL BOXES, CUTOUTS AND REGULATORS

Detailed Spare Parts—continued

Part No.	*334574	*334608	*334610	*336181	*336182	336212	*337820	*337828
Model	RF71	RF91	RF92	CJR3	CJR3	CJR3	RJF70	RJF71
Voltage	12	6	12	12	12	6	12	12
CLIP, cover fixing	334561	334561	334561	—	—	337937	337937	—
COVER, fuse	—	—	—	336022	336022	336022	336022	336022
COVER, regulator or cutout . .	334553	334553	334553	*336002	*336002	337936	337936	337936
REGULATOR OF CUTOUT . .	(LRT9/2)	(LRT9/2)	(LRT9/2)	(SB20)	(SB20)	(SB20)	(LRT9/2)	(LRT9/2)
	33055	33055	33055	339211	339211	339248	33055	33055
RESISTANCE (See page D11) . .	334976	334976	334976	—	—	336190	334976	334976
SCREW, terminal	121610	121610	121610	121610	121610	121610	121610	121610
FUSES (See page D10)	188216	188216	188216	188230	188216	188216	188216	188216

Part No.	*337830	*337837	*337909	*337910	*337911	*339231	*339233	339260
Model	RJF71	RJF71	RJF91	RJF91	RJF91	CY1/1	CY1/1	CF3
Voltage	12	12	12	12	12	6	12	6
CLIP, cover fixing	—	337937	—	337937	—	—	—	—
COVER, fuse	336022	336022	336022	336022	336022	—	—	—
COVER, regulator or cutout . .	337936	337936	337936	337936	337936	—	—	—
REGULATOR OF CUTOUT . .	(LRT9/2)	(LRT9/2)	(LRT9/2)	(LRT9/2)	(LRT9/2)	(SB20)	(SB20)	(SB20)
	33055	33055	33055	33055	33055	33120	33121	33120
RESISTANCE (See page D11) . .	334976	334976	334977	334977	334977	—	—	—
SCREW, terminal	121610	121610	121610	121610	121610	121610	121610	—
FUSES (See page D10)	188216	188216	188216	188216	188216	—	—	188216

For illustrations, see pages D2–D3.

CONTROL BOXES

Vehicle Application Reference

33027 CJR3
A.C. 16 1939.
M.G. 'Midget' 1939.
Vauxhall 25 1940.

37016 RJF92
Alvis All Models (except 14) 1939.
Daimler 20 and 24 1939.
Humber 'Pullman' and 'Imperial' 1939–40.
Lanchester 18 and 20 1939.
Sunbeam-Talbot 3 and 4 litre 1939.

37035 RB106/1
Jensen 'Jen-Tug' 1946–50.

37046 RJF91
Alvis 14 1939.
Armstrong Siddeley 20 1939; 25 1939–40.
Austin 14 and Taxi 1939–40; 18, 28 and 27 L.C.C. Ambulance 1939.
Beardmore Taxi 1939–40.
Daimler 15 and 2½ litre 1939–40.
Jaguar 1½, 2½ and 3½ litre 1946–47.
Lea Francis 12 and 14 1939.
M.G. 1½, 2 and 2½ litre 1939.
S.S. 'Jaguar' 2½ and 3½ litre and '100' 1939–40.
Sunbeam-Talbot 10 1939–45; 3 and 4 litre 1940; 2 litre 1939–40.

37052 RF96S/2
Bentley 4½ litre 1946.
Rolls-Royce 'Silver Wraith' 1946–47.

37054 RF96/2
A.C. Invalid Carriage 1947–53.
Barrett Invalid Carriage 1949–50.

37057 RF95/2
Alvis 14 1946–48.
Armstrong Siddeley 16 1939–40; 'Hurricane' and 'Lancaster' 1945–48.
Austin 10 and Van 1939–47; 12 1939–47; 16 1946–48; 30 cwt., 2 and 3 ton 1939–40.
Bristol 2 litre 1947–48.
Citroen All Models 1939–50; 23 1951–54.
Commer 8 cwt. 1947–48; 15/25 cwt. 1946–48; 25 cwt. Forward Control 1947; 25 cwt. 'Superpoise' and Medium Pick-up Truck late 1952–54; 2 and 3 ton 1946–47; 3/4 ton and Pantechicon 1947–49; 4/5 and 6 ton 1939–40; 5 ton 1947.
Daimler 27 and 36 1946–48.
Dodge 61C, 100C, 101C and 122C (12 volt) late 1947–48.
Hillman 14 1939–40; 'Minx' 1940–48.
H.R.G. 9 1946–49 and 1951–52; 12 1939–48 and 1951–52.
Humber 16 1940; 'Hawk' 1946–48; 'Snipe' 1940–46; 'Super Snipe' 1940–47; 'Pullman' and 'Imperial' 1946–47.

37057 RF95/2—continued
Jaguar 1½ litre 1948.
Jensen 3½ litre 1939–40; 3¾ litre 1946–47; 'Interceptor' Cabriolet 1950; 6 ton 1946–47.
Karrier 'Cob' 1947; 'Bantam' and CK3 1946–47.
Lanchester LD10 1946–51; 11 and 14 1939.
Lea Francis 14 1946–48.
M.G. 1½ litre 1947–49; 'Midget' 1946–49.
Morgan 'Plus Four' 1949–50.
Morris 10 1939–48; 12, 14 and 25 1939; 10 cwt. 1948–50; 'Oxford' Taxi and Hire Car 1947–48.
Morris Commercial 15/20 cwt. 1939–50; 25/30 cwt. 1945–49; 25/35 cwt. 1945–46; CV Ambulance 1947; CV13/5, CV11/30, CV11/40 and CV10/5 1947–48; 35/40, 45/55 and 60/70 cwt., 5 ton Forward Control, Tipper and ECV 1946–47.
Riley 1½ litre 1939–50; 2½ litre 1940.
Rover 10, 12, 14, 16 and 20 1939–40.
Singer 9 Roadster and 10 1946–49; 12 1939–46.
Standard 9 and 10 late 1939–40; 20 1939–40; 12 and 14 late 1939–48.
S.S. 'Jaguar' 1½ litre 1939–40.
Sunbeam-Talbot 10 and 2 litre 1946–47; '80' 1948–49.
Triumph 12, 14 and 16 1939–40; '1800' 1946–48.
Trojan 15 cwt. 1946–49.
Vauxhall 14 1939–48.
Wolseley 10, 12 and 25 1939–48; 14 and 18 1939–47; 16 1939.

37062 RF95/2
Barrett Invalid Carriage 1952–54.
Reliant 'Regal' 1953–54; 3-wheeler (6 volt 1945–47 and 1951–54).
Standard 8 1946–48.

37065 RF95/2
A.C. 16 1948–51.
A.F.N. 'Le Mans' and 'Mille Miglia' 1951–54.
Allard 'K', 'L', 'M' and 'P' Models 1950.
Armstrong Siddeley 'Hurricane', 'Lancaster' and 'Typhoon' 1949–50.
Aston Martin 2 litre 1947–50.
Austin A40 1948–51; A70 1948–49; A90 1949; Taxi 1948; 2 and 3 ton 1946–48, Petrol Tanker 1941–54.
Bedford 10/12 cwt. 1948–52, All Petrol Models 1951–52.
Bristol All Models 1949–53.
Citroen 15 1951–52.
Commer 8 cwt. 1946 and 1949–51; Estate Car 1949; 25 cwt. 'Superpoise' and 'Lyons' Van 1949–52; 25 cwt. Forward Control 1946 and 1948–52; Medium Pick-up Truck 1951–52; 2/3, 3/4 and 4/5 ton 'Superpoise' (Petrol), 5 and 7 ton and 6½/7 ton 1949–50.

37065 RF95/2—continued
Dodge 61C, 100C, 101C and 122C late 1948; All Petrol Models 1949–50.
Healey All Models (except 'Silverstone') 1948–54.
Hillman 'Minx' late 1948–51.
H.R.G. 9 1950; 12 1949–50.
Humber 'Hawk' 1949–52; 'Super Snipe' 1948–49; 'Pullman' and 'Imperial' 1948–49.
Jowett 'Javelin' 1948–51; 'Jupiter' 1951; 'Bradford' Van 1951–52; De Luxe Van and Utility 1951–52.
Karrier 'Cob' 1948; 'Bantam' 1948–52; CK3 1948–50.
Lea Francis 14 and 1½ litre 1949.
Meynell All Models 1952.
M.G. 1½ litre and 'Midget' 1950–52.
Morris 'Minor' and 'Oxford' Saloon 1948–52; 10 cwt. 1946–47; 'Cowley' Van and Pick-up 1950–52; 'Oxford' Taxi and Hire Car 1949–50.
Morris Commercial 'J' Van 1949–54; 15/20 cwt. and Petrol Tanker 1951–52; 25/30 cwt. 1950–52; LC4 and LC5 1953–54; CV Ambulance 1948–51; CVF13/5, CV11/30, CV11/40 and CV10/5 1941–46; CV11/40 and CV9/40 1950–51; NV and FVS 1954; NVS 1951–52; 35/40, 45/55 and 60/70 cwt., 5 ton Forward Control, Tipper and ECV13/3 1948; ECV13/5 and ECV10/5 1949; FV 1949–53; OP Passenger (12 volt) 1949; PP Coach 1950–51.
Paramount Roadster and Coupé 1951.
Reliant 3-wheeler (12 volt) 1951–54.
Riley 1½ litre 1951–52; 2½ litre 1947–49.
Rover 10, 12, 14 and 16 1946–47; 'Landrover' 1951–52; Station Wagon 1952.
Singer 9 Roadster 1950–51; 12 1947–49; 'SM1500' 1949–51.
Standard 'Vanguard' 1948–51.
Sunbeam-Talbot '90' 1948–49.
Triumph 'Renown' 1950–52; '2000' 1949.
Trojan 15 cwt. 1950–53; '20' Van 1954.
Vauxhall 'Velox' and 'Wyvern' 1948–52.
Wolseley 14 and 18 1948; 'Four Fifty' 1949–51.

37066 RF96/2
Austin 'Sheerline' and 'Princess' 1948–49.

37076 RF95/2
Allard 'J' 1949–51; 'K', 'L', 'M' and 'P' 1951 'P2' 1952.
Alvis All Models 1949–54.
Armstrong Siddeley 'Hurricane', 'Lancaster' and Limousine 1951–52; 'Whitley' 1950–53; Utility 1950–52.
Austin A70 1950; A90 1950–52; Hire Car 1950–54; Taxi 1949–54; Limousine, Ambulance and Hearses 1952–54; 2 and 5 ton 1949–51.
Commer 2/3, 3/4 and 4/5 ton 'Superpoise' (Petrol) and 5 and 7 ton late 1950–52; 6½/7 ton and 8 ton Tractor 1950.

* See Supersession Chart

CONTROL BOXES



Vehicle Application Reference—continued

- 37076 RF95/2—continued**
 Daimler 2½ litre and 'Consort' 1950-53.
 Dodge All Petrol Models (except Bus) 1951-52.
 Healey 'Silverstone' 1950.
 Humber 'Super Snipe' 1950-52; 'Pullman' and 'Imperial' 1950-52.
 Jaguar 2½ litre 1948-51; 3½ litre 1948-50; XK120 1949-54.
 Jensen 'Interceptor' Cabriolet 1951-52.
 Jowett 'Jupiter' 1952.
 Karrier CK3 late 1950-52.
 Lea Francis All Models 1950-54.
 Morris 'Six' 1948-52; 'Oxford' Taxi and Hire Car 1951.
 Morris Commercial NVO 1951-52; FVO (Home) 1949-54; FVO (Export) 1949-52.
 Riley 2½ litre 1950-52.
 Rover '60' 1948-49; '75' 1948-51.
 Sunbeam 'Alpine' 1953-54.
 Sunbeam-Talbot '80' 1950; '90' 1950-54.
 Wolseley 'Six Eighty' 1949-52.
- 37080 RF95/2**
 Invicta 'Black Prince' 1948-49.
- 37081 RF95/2**
 Austin 'Big 7' 1939; 8 and Van 1939-47.
 Barrett Invalid Carriage 1951.
 Bedford 5/6, 8 and 10/12 cwt. 1939-47; 30 cwt., 2/3, 3/4, 5 ton and Scammell Tractor 1948-50; Ambulance 1949-50.
 Jowett 'Bradford' Van 1947-50; De Luxe Van and Utility 1949-50.
 Lloyd Roadster 1948-50.
 Morris 8 1939-48; 5 cwt. (Export) 1948-53.
 Standard 8 late 1939-40.
 Vauxhall 10 and 12 1939-47.
 Wolseley 8 1946-47.
- 37092 RF95/2**
 Humber 16, 'Snipe' and 'Super Snipe', 1939.
 Lagonda 4½ litre 1939-40.
- 37093 RF95/2**
 Dodge 61C, 100C, 101C, 120C and 122C (6volt) 1947.
- 37097 MCR2**
 Wessex Industries Delivery Van 1952-53.
- 37099 RF92**
 Jowett 'Bradford' Van 1946.
- 37105 RF95S/2**
 Aston Martin DB2 1951-52.
 Daimler 27 and 36 1949-53.
 Lagonda 2½ litre 1949-52.
- 37116 RF96**
 Bentley 4½ litre 1947-51; 4½ litre 1952-53; 'Continental' 1952-54.
 Rolls-Royce 'Silver Dawn' 1953-54; 'Silver Wraith' 1948-54.
- 37118 RF96**
 Austin A70 1951; 'Princess' and 'Sheerline' 1950-52; 25 cwt. and Ambulance 1950-52.
 Daimler DC27 Ambulance 1950-54.
- 37127 RB107**
 Encon Motors 'Clipper' 1954.
 Wessex Industries Delivery Van 1953-54.
- 37138 RB106/1**
 A.C. 'Petite' 1953-54.
 Allard '21C' and '21Z' 1953-54.
 Austin A30 1952-54; A40 late 1951-53.
 Bedford All Petrol Models (except Coach and Fire Engine) late 1952-54.
 Citroen 15 late 1952-54.
 Commer 8 cwt. late 1951-52; 'Express' Delivery Van and Pick-up Truck 1953-54; 25 cwt. Forward Control and Medium Pick-up Truck late 1952-54.
 Daimler 'Conquest' 1954.
 Hillman 'Minx' late 1951-54.
 Humber 'Hawk' late 1952-54.
 Jensen 'Jen-Tug' late 1952-54.
 Jowett 'Javelin' late 1951-54; 'Bradford' Van 1953-54.
 Karrier 'Bantam' late 1952-54.
 Lanchester 14 1952-53.
 Meynell All Models late 1952.
 M.G. 1½ litre late 1952-53; 'Magnette' 1954; 'Midget' late 1952-54.
 Morgan 'Plus Four' late 1953-54.
 Morris 'Minor' and 'Oxford' late 1952-54; 'Cowley' Van and Pick-up late 1952-53; Quarter and Half Ton 1954.
 Morris Commercial 15/20 cwt. 1952-53; 25/30 cwt. and Petrol Tanker late 1952; LC5 and NV late 1954; LD1 and LD2 1954; CV11/40 and CV9/40 late 1951; CV Ambulance and PP Coach late 1951; NVS and FV late 1952-53.
 Paramount Roadster and Coupé 1953-54.
 Riley 1½ litre late 1952-54.
 Rover 'Landrover' late 1952-54; '60' 1954.
 Singer 9 Roadster late 1951; 'SM1500' late 1951-54; 4AC and 4AD 1952-54.
 Standard 'Eight' and 10 1954; 'Vanguard' late 1951-54.
 Swallow 'Doretta' 1954.
 Triumph 2-seater Sports 1954; 'Renown' late 1952-54; 'Mayflower' late 1952-53.
 Trojan 15 cwt. 1954; '20' Van late 1954.
 Vauxhall 'Velox' and 'Wyvern' late 1952-54.
 Wolseley 'Four Forty-Four' 1953-54; 'Four Fifty' 1952-53.
- 37139 RB106/1—continued**
 Jowett 'Jupiter' late 1952-54.
 Karrier CK3 late 1952; 'Gamecock' 1953-54.
 Lagonda 2½ litre late 1952; 3 litre 1954.
 Morris 'Six' late 1952-54; 'Oxford' Taxi and Hire Car late 1951.
 Morris Commercial NVO late 1952-54; FVO (Export) late 1952-54.
 Riley 2½ litre late 1952-54.
 Wolseley 'Six Eighty' late 1952-54.
- 37144 MCR2**
 Larmar Invalid Carriage 1948-49.
- 37166 RB106S/1**
 Austin 'Cargo' Truck 1954.
- 37172 RB106/1**
 Rover 'Landrover' and Station Wagon 1948-50.
- 37174 RB106/1**
 A.C. 16 1952-54.
 Austin 25 cwt. and Ambulance 1948-49.
 Daimler DC27 Ambulance 1949.
 Morgan 'Plus Four' 1951-53.
 Triumph 'Mayflower' 1950-52.
- 37177 RB106/1**
 Jensen 'Jen-Tug' 1951-52.
- 37190 RF96S/2**
 Bentley 4½ litre 1954.
- 37193 RB200**
 Citroen 2CV 1954.
- 332151 CFR2**
 Austin 7 and Van 1939.
 Commer 8 and 15/20/25 cwt. (6 volt) 1939-40.
 Hillman 'Minx' 1939.
 Karrier 'Cob Junior' and 'Colt' (6 volt) 1939-40.
 Morgan 3-wheeler 1948-52.
 Morris 5 cwt. (Home) 1939-53.
 Singer 9 Van 1939-40.
 Standard 8 1939.
- 332203 CFR2**
 B.S.A. 'Scout' 1939-40.
 Commer 15/20/25 cwt. (12 volt), 30 cwt., 2/3 and 4/5 ton 1939-40; 15/25 cwt. Forward Control 1944; 15 cwt. Dropsider and 4 ton (Insulated Return) 1940.
 Dennis 2 and 4 ton and 3½ ton Petrol Wagon 1939.
 Jowett 10 and Van 1939-40.
 Karrier 'Cob Junior' and 'Colt' (12 volt) 1939-40; 'Cob Senior', 'Bantam' and CK3 1939.
 Morgan 'Plus Four' 1939-48.
 Morris 10 cwt. 1939-40.
 Morris Commercial 25 cwt. LC Van 1939; CV and CVS 1939-40.
 Singer 9 Roadster and 10 1939-40.
 Standard 9, 10, 12 and 14 1939.
- 332317 CF3**
 Jowett 8 1939-40.
- 336212 CJR3**
 Bedford 30 cwt. 1939-48; 2 and 3 ton 1939; 2/3, 3/4, 5 ton and Scammell Tractor 1946-47.
 Dodge Truck 1939.
- 339260 CF3**
 Jowett 8 Van 1939-40.

FUSE BOXES

Model Interpretation

- SF3 Rectangular base, three fuses, no cover. SF5/2 Rectangular base, one fuse, bakelite cover.
 SF4 Square base, four fuses, bakelite cover. SF6 Hexagonal base, two fuses, no cover.
 TF8 Terminal board with eight fuses.

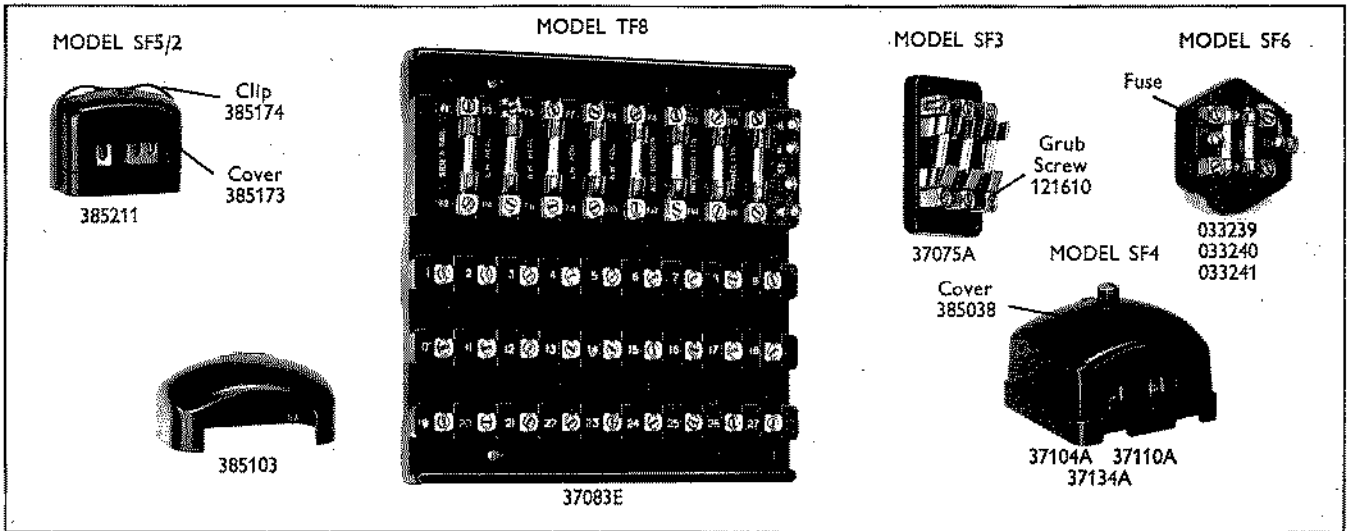
Model Reference

Model	Part No.	Model	Part No.	Model	Part No.	Model	Part No.
2FJ	385101	SF4	37137A	SF5/2	37107A	SF5/2	385200
SF3	37075A	SF4	37154A	SF5/2	37130A	SF5/2	385211
SF4	37100D	SF4	385019	SF5/2	37131A	SF6	033239
SF4	37104A	SF4	385025	SF5/2	385175	SF6	033240
SF4	37110A	SF4	385032		(*37130)	SF6	033241
SF4	37134A	SF4	385049	SF5/2	385184	SF6	033241
SF4	37136A	SF4	385221		(*37131)	TF8	37083E

* Five figure number allocated under new procedure



FUSE BOXES



DETAILED SPARE PARTS

Part No. Model	37075A SF3	37083E TF8	*37088A D10	*37100D SF4	37104A SF4	*37107A SF5/2	37110A SF4
Cover	—	—	—	385038	385038	385173 385174	385038
Clip, cover fixing	—	—	—	—	—	188219	—
Fuse (see page D10)	188216	188216	188216	188218	188206	188219	188218
Screw, terminal	121610	121610	121610	121610	121610	121610	121610

Part No. Model	*37130A SF5/2	*37131A SF5/2	37134A SF4	*37136A SF4	*37137A SF4	*37154A SF4
Cover	385173	385173	385038	—	385038	385038
Clip, cover fixing	385174	385174	—	—	—	—
Fuse (see page D10)	188216	188218	188218	188218	188216	188216
Screw, terminal	121610	121610	121610	121610	121610	121610

Part No. Model	033239 SF6	033240 SF6	033241 SF6	*385019 SF4	*385025 SF4	*385032 SF4
Cover	—	—	—	385038	385038	385038
Clip, cover fixing	—	—	—	—	—	—
Fuse (see page D10)	188218	188218	188218	188216	—	188216
Screw, terminal	121610	121610	121610	121610	121610	121610

Part No. Model	*385049 SF4	*385101 2FJ	*385175 (†37130) SF5/2	*385184 (†37131) SF5/2	*385200 SF5/2	385211 SF5/2	*385221 (†37137) SF4
Cover	385038	385103	385173	385173	385173	385173	385038
Clip, cover fixing	—	—	385174	385174	385174	385174	—
Fuse (see page D10)	188216	188216	188216	188218	188211	—	188216
Screw, terminal	121610	121610	121610	121610	121610	121610	121610

* See Supersession Chart † Five figure number allocated under new procedure



FUSE BOXES

Vehicle Application Reference

37075 SF3. Three 25 amp. fuses; no cover.
Austin Taxi and Hire Car 1952-53; 25 cwt. and Ambulance 1948-54.

37083 TF8. Eight 25 amp. fuses and four spares; no cover.
Austin 'Princess' 1948-53; 'Sheerline' 1948-54; Limousine, Ambulance and Hearse 1951-52.

37104 SF4. Four 5 amp. fuses and two spares; cover (screw fixing).
Brush Electric Battery Vehicle 1951-54.

37110 SF4. Four 35 amp. fuses and two spares; cover (screw fixing).
Alvis TA21 1951-53; TC21 1954; TB21 1952.
Daimler 2½ litre and 'Consort' 1950-53.
Jaguar All Models 1948-54.

37134 SF4. Two 35 amp. and two 50 amp. fuses; cover (screw fixing).
A.C. 16 1952-54.
Morgan 'Plus Four' 1951-53.
Triumph 'Mayflower' 1950-52.

37137 SF4. (Use 37110) Four 25 amp. fuses and two spares; cover (screw fixing).
A.F.N. 'Le Mans' and 'Mille Miglia' 1951-54.
Alfa Romeo '1900' 1953-54.
Allard 16 1947-49; All Models 1949-51.
Alvis 14 1946-50; 20/25 'Crested Eagle', 25 'Speed' and 4.3 litre 1939.
Aston Martin 2 litre 1947-50; DB2 1954.
Austin Taxi 1948-52 and 1954; Hire Car 1950-51 and 1954; Coach (Petrol) 1947-54.
Bedford Bus 1946-50.
Clecco Electrics Battery Vehicle 1952-54.
Commer 'Commando' (Petrol) 1947-52; 'Avenger' 1949-54; Fire Tender 1954.
Daimler 2½ litre 1949; 27 and 36 1947-53; DC27 Ambulance 1949-54.
Dellow Sports 1952-54.
Dennis Municipal and 'Pax' Forward Control 1946
Dodge All Petrol Models 1947-52; 86 Bus 1951-54.
Douglas Battery Vehicle 1950-54.
Healey All Models (except 'Silverstone') 1948-54.
Hindle Smart Battery Vehicle 1951-54.
Invicta 'Black Prince' 1948-49.
Jensen 'Jen-Tug' 1946-54.
Karrier 'Cob' 1947-48; 'Bantam' and CK3 1948-52.
Lagonda 4½ litre 1939-40.
Lanchester 18 and 20 1939.
Morris 'Oxford' Taxi and Hire Car 1947-50.
Standard 12 and 14 (Export) 1946-48.
Sunbeam-Talbot 3 and 4 litre 1939-40; 2 litre 1947-48.
Trojan 15 cwt. 1946-54; '20' Van 1954.
Vauxhall 14 1939-40.

033239 SF6. Two 35 amp. fuses and two spares; no cover.
Allard All Models 1952-54.
Armstrong Siddeley 'Hurricane' and 'Lancaster' 1952-53; Limousine and Utility late 1952.
Bedford 1½, 3, 4 and 5 ton Trucks and 8 ton Tractor late 1952-53; 7 ton Truck and 9 and 10 ton Tractor late 1952-54; TA (Petrol) and CA Van 1953-54.
Citroen 15 1952-54.
Commer 'Express' Delivery Van and Pick-up Truck 1953-54; 2/3, 3/4 and 5 ton 'Superpoise' late 1952-54.
Daimler 'Regency' 1953; 'Conquest' 1954.
Dodge All Models (except 86 Bus and R6) 1953-54.
Hillman 'Minx' 1951-54.
Humber All Models late 1952-54.
Invacar Invalid Carriage 1951-54.
Jensen 'Interceptor' Cabriolet 1952-54; 'Jen-Tug' late 1952-53.
Jowett 'Javelin' 1951-54; 'Bradford' Van 1952-54.
Karrier 'Gamecock' 1953-54.
Lanchester 14 1952-53.
Meynell All Models 1952.
M.G. 'Magnette' 1954.
Morris 'Minor' 1952-54; 'Six' late 1952-54; 'Oxford' Taxi and Hire Car 1951; 'Oxford' Saloon, Traveller's Car and Station Wagon 1953-54; 'Cowley' Van and Pick-up Truck late 1952-53; Quarter Ton and Half Ton Vans 1954.
Morris Commercial LC4 1953; LC5, LD1, LD2, NV and FVS 1954; NVS and NVO 1952-54.
Paramount Coupé 1953-54.
Reliant 'Regal' 1953-54.
Rover '60' and '90' 1954; '75' 1952-54.
Singer All Models 1951-54.
Smith Electric Vehicles 2 ton Diesel 1953-54.
Vauxhall 'Velox' and 'Wyvern' 1952-54.
Wolseley All Models late 1952-54.

033240 SF6—continued
Morris Commercial 15/20 cwt., FVO (Export) and FV 1952-53; CV Ambulance 1951; 25/30 cwt. and Petrol Tanker 1952; FVSO (Export) 1954; PP Coach 1951.
Paramount Roadster 1953-54.
Riley 1½ and 2½ litre late 1952-54.
Standard 'Vanguard' 1951-54.
Swallow 'Doretti' 1954.
Triumph 2-seater Sports 1954; 'Renown' 1952-54; 'Mayflower' late 1952-53.

033241 SF6. One 35 amp. fuse and one spare; one 60 amp. fuse and one spare; no cover.
Austin 2 and 5 ton (Diesel) 1951-54.

385211 SF5/2. Less fuse; cover (clip fixing).
A.C. 16 1951; Invalid Carriage 1947-53; 'Petite' 1953-54.
Armstrong Siddeley All Models 1948-52; 'Sapphire' 1953-54.
Aston Martin DB2 1951-53.
Bentley 4½ litre 1946-49.
Commer 15/25 cwt. 1946-48; 25 cwt. 'Lyons' Van 1949-50; 25 cwt. Forward Control 1947-52; 25 cwt. 'Superpoise' 1949-52; Medium Pick-up Truck and 2 and 3 ton 1946-47; 2/3 and 3/4 ton 'Superpoise' and 5 and 7 ton Forward Control 1949-52; 4/5 ton 'Superpoise' 1949-51; 3 and 4 ton and Pantechnicon 1947-49; 5 ton 1947-52; 8 ton Tractor 1950; Fire Tender 1952-53.
Daimler 24 1939; 2½ litre 1946-53.
H.R.G. 9 and 12 1946-52.
Humber 16 1940; 'Hawk' 1946-48; 'Snipe' 1939-46; 'Super Snipe' 1940-52; 'Pullman' and 'Imperial' 1946-52.
Jaguar All Models 1946-47.
Lagonda All Models 1949-54.
Lambourne 'Lamb-Kar' 1952.
Lea Francis All Models 1949-54.
Morris 12 1939; 'Six' and 'Oxford' Saloon 1948-52; 'Cowley' Van and Pick-up Truck 1950-52; 5 cwt. Van 1947-53.
Morris Commercial OP Passenger 1950; PP Coach (Heavy Duty) 1950-51.
Renault 8.3 Car and Van and 12 1947-51.
Riley 1½ and 2½ litre 1951-52.
Rolls-Royce 'Silver Wraith' 1948-50.
Rover 'Landrover' 1949-54; Station Wagon 1949-51.
Standard 12 and 14 1939-40; 'Eight' and 10 1954.
S.S. 'Jaguar' All Models 1939-40.
Sunbeam-Talbot 2 litre 1947-48.
Wales & Edwards Electric Van 1953-54.
Wolseley 'Four Fifty' 1949-52.

033240 SF6. One 35 amp. fuse and one spare; one 50 amp. fuse and one spare; no cover.
Armstrong Siddeley 'Sapphire' 1953-54.
Austin A30 1952-54; A40 and A70 1951-54; A90 1952; 'Champ', 'Cargo' Truck and 'Healey 100' 1954; 2 and 5 ton (Petrol) 1951-54.
Bedford TA (Diesel) 1953-54.
Commer 25 cwt. Forward Control, Medium Pick-up Truck, 5 and 7 ton Forward Control late 1952-54; Fire Tender 1952-53.
Electricars Battery Vehicle 1951-54.
Karrier CK3 late 1952; 'Bantam' late 1952-54.
M.G. 1½ litre 1952-53; 'Midget' 1952-54.
Morgan 'Plus Four' late 1953-54.

JUNCTION BOXES

Detailed Spare Parts

Part No.	Model	Number of Terminals	Outside Diameter	Distance between fixing holes	Cover and Screw	Screw, Terminal
78264B	4J	4	2"	1 1/8"	770058	121610
78265B	2J	2	1 9/16"	1 1/8"	770085	121610
78266B	6J	6	2 3/8"	1 1/8"	770032	121610

For illustrations, see page D10.

TERMINAL BLOCKS AND CONNECTORS

Descriptive Reference

Part No.	Model	Special Features	Overall Length	Distance between fixing hole centres
37082	TB8	8-way snap connectors. 2-hole fixing	3 1/4"	2 3/8"
37101	TB6	6 terminals. 2-hole fixing	4 3/8"	3 1/8"
300990	TB4	4 terminals. 2-hole fixing	2 1/4"	1 1/8"
304812	—	4 terminals. 2-hole fixing	2 1/8"	2 1/8"
*354021	JS1	4 terminals. 2-hole fixing	3 1/8"	3 1/8"
807094	—	8-way snap connectors. Moulding marked for connections	3 1/4"	2 3/8"

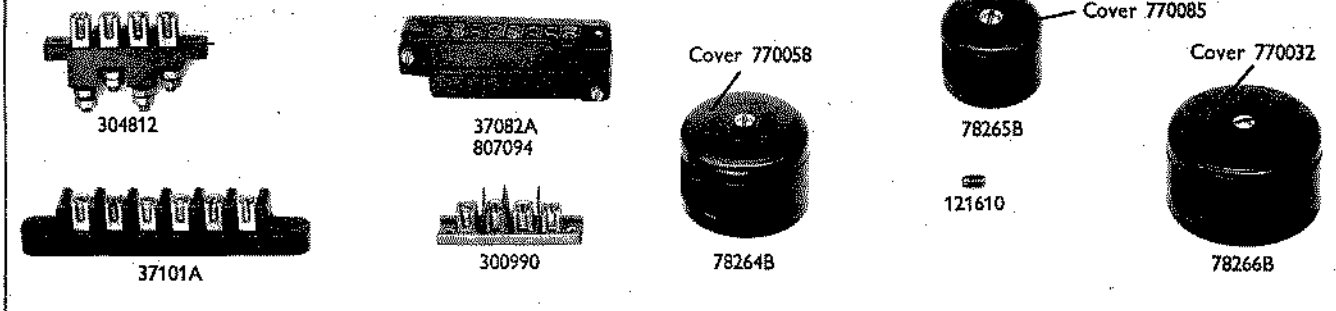
For illustrations, see page D10.



JUNCTION BOXES AND TERMINAL BLOCKS

TERMINAL BLOCKS

JUNCTION BOXES



For detailed spare parts and descriptive reference, see page D9.

Vehicle Application Reference

JUNCTION BOXES

78264 4J. Four grub screw terminals.
Austin Hire Car 1950-54; Taxi 1948-54; 'Champ' and 'Cargo' Truck 1954; 25 cwt. and Ambulance 1948-54; Coach 1947-54; Petrol Tanker 1941-54.
Beardmore Taxi 1939-40.
Bentley 4½ litre 1946-51; 4½ litre 1952-54; 'Continental' 1952-54.
B.S.A. 'Scout' 1939-40.
Daimler 2½ litre 1946-53.
Dennis 'Max', 'Horia' and 'Pax' (Normal Control) 1946.
Diamond Battery Vehicle 1951-54.
Harborough Battery Vehicle 1951-54.
H.R.G. 9 and 12 1951-52.
Lanchester 11 1939; 14 late 1953.
Lewis Battery Vehicle 1951-54.
M.G. 1½ litre 1950-53.
Midland Battery Vehicle 1951-54.
Morgan 'Plus Four' 1951-54.
Morris 12, 14 and 18 1939; 10 1939-48; 'Oxford' Taxi and Hire Car 1950-51.
Morris Commercial CV and CVS 1939-40.
Rolls-Royce All Models 1946-54.
Rover '60' 1948-54; '90' 1954.
Standard 12 and 14 1946-48.
Trojan 'Electrojan' 1951-53.
Vauxhall 25 1939-40.
Wales & Edwards Electric Van 1954.
Wolseley 8 1946-48; 10, 12, 14 and 25 1939-48; 16 1939; 18 1939-40.

78265 2J. Two grub screw terminals.
Allard 'J2', '21C' and '21Z' 1953-54; 'P2' 1952-54.
Alvis 17/20 'Silver Crest' 1939.
Commer 2/3, 3/4 and 5 ton 'Superpoise' 1952-54; 'Commando' 1947-53; 'Avenger' (TS3) 1954.
Guy 'Vixen' 1945-47; 'Wolf' 1946-47.
Jaguar XK120 1951-52.
Jensen 6 ton 1946-47; 'Lightweight' Commercial 1954.
Jowett 8 Van 1939-40.
Karrier 'Bantam' Tractor 1948-50.

78265 2J—continued

Morris Commercial LC4 1953; LD1, LD2, FVS and FVSO 1954; FV and FVO 1949-53.
Reliant 3-wheeler (6 volt) 1939-54.
Riley 2½ litre 1948-53.
Rover '60' (N.A.D.A.) 1954; '75' 1948-54; '90' 1951-54.
Wales & Edwards Electric Van 1954.

78266 6J. Six grub screw terminals.
A.C. 16 1939; Invalid Carriage 1947-53.
Allard 'J' 1951-54.
Armstrong Siddeley All Models (except 20) 1939-54.
Austin 'Princess' 1951-54; Taxi 1939-40; Limousine, Ambulance and Hearse 1951-52.
Bentley 4½ litre 1946-51; 4½ litre 1952-54; 'Continental' 1952-54.
Daimler 'Regency' 1953; 'Conquest' 1954.
H.R.G. 9 and 12 1946-50.
Humber All Models (except 'Super Snipe') 1939-54; 'Super Snipe' 1939-52.
Invacar Invalid Carriage 1951-54.
Jensen 3½ litre 1939-40; 3½ litre 1946-47; 'Interceptor' Cabriolet 1950-54.
Jowett 8 Van 1939-40; De Luxe Van and Utility 1949-52; 'Bradford' Van 1946-52.
Lanchester 14 1952-53.
M.G. 20 1939.
Morgan 'Plus Four' 1946-50.
Morris 'Oxford' Taxi and Hire Car 1947-51.
Morris Commercial 15/20 cwt. 1946-53; 25/30 cwt. 1945-52; 25/35 cwt. 1945-46; CV Ambulance 1947-51; CV13/5 1945-47; CV11/30 and CV10/5 1945-48; CV11/40 1941-51; CV9/40 and PP Coach 1950-51; 35/40, 45/55, 60/70 cwt., 5 ton Forward Control, Tipper and ECV13/3 1946-48; ECV13/5 and ECV13/5 1949; FVS and FVSO 1954; FV and FVO 1949-53; OP Passenger 1950.
Riley 1½ litre 1945-49; 2½ litre 1948-53.
Rolls-Royce All Models 1946-54.
Rover 'Landrover' 1948-54; Station Wagon 1948-51.
S.S. 'Jaguar' 1½, 2½ and 3½ litre 1939-40.

78266 6J—continued

Sunbeam 'Alpine' 1953 54.
Sunbeam-Talbot All Models 1948-54.
Triumph 'Renown' 1952-54; '1800' Roadster 1946-48; '2000' Saloon and Roadster 1949.
Vauxhall 25 1939-40.
Vernon's Industries Invalid Carriage 1951-54.
Wolseley 10 and 12 1939-48; 14 and 18 1946-48; 'Four Fifty' 1949-53; 'Six Eighty' 1949-54.

CONNECTORS AND TERMINAL BLOCKS

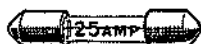
37082 TB8. Eight-way snap connectors.
A.C. 16 1948-54.
Allard All Models 1951; 'P2' 1952-53.
Aston Martin 2½ litre 1952.
Healey All Models (except 'Silverstone') 1948-54.
Jaguar 3½ litre 1948-54.
Lagonda 2½ litre 1951-52; 3 litre 1954.

37101 TB6. Six grub screw terminals.
Allard 'K3' 1954; 'P2' late 1953-54; '21C' 1953-54.
Alvis TA21 1951-53; TB21 1952; TC21 1954.
Armstrong Siddeley 'Sapphire' 1953-54.
Austin A70 1948-54; A90 1949-52; 'Princess' 1954; Limousine, Ambulance and Hearse 1953-54.
Bedford 5/6 cwt. 1939-47.
Daimler 2½ litre 1951-53; DC27 Ambulance 1949-54; 'Regency' 1953; 'Conquest' 1954.
Lagonda 2½ litre (U.S.A.) 1951-52; 3 litre 1954.
Lanchester 14 1952-53.
Rover '60' 1954.
Swallow 'Doretti' 1954.
Vauxhall 10, 12 and 14 1939-47.

300990 TB4. Four grub screw terminals.
Bristol '400' 1949-50; '401' 1949-51.
Jaguar 2½ litre 1949-51; 3½ litre 1949-54.

304812. Four grub screw terminals.
Bristol '401' 1952-53.
Singer 'SM1500' 1949-51.

807094. Eight-way snap connectors.
Austin 25 cwt. and Ambulance 1948-54.



Cartridge Type Fuse

FUSES

Rated amps.	Length of Fuse	Part No.	Fusing Current		Identity Colour
			Instantaneous amps.	Prolonged amps.	
3	1"	188227	3.5	3	Blue
4.5	1"	188230	5	4.5	Yellow
5	1½"	188206	6	5	Red on Yellow
6	1"	188232	7	6	Green
8	1"	188234	10	8	Nut Brown
10	1"	188235	12	10	Red on Green
10	1½"	188211	12	10	Green on Black
12	1"	188236	14	12	Red on Brown
15	1½"	188220	18	15	Light Brown
25	1½"	188216	30	25	Pink
35	1½"	188218	40	35	White
50	1½"	188219	60	50	Purple on Yellow
60	1½"	188222	75	60	Yellow on Red

The current capacity of cartridge fuses is half the rated value.

RESISTANCES



RF and RB106 Type Resistance

RESISTANCES, CUTOUT

Cutout		Resistance Part No.	Winter circuit (Ohms)	Summer circuit (additional Ohms)	Total Summer Resistance (Ohms)
Model	Part No.				
CFR2	332151	332178	.75 - .8	1.15 - 1.3	1.9 - 2.1
CFR2	332179	332178	.75 - .8	1.15 - 1.3	1.9 - 2.1
CFR2	332186	332187	.55 - .6	.55 - .6	1.1 - 1.2
CFR2	332195	*332176	1.0 - 1.1	1.5 - 1.6	2.5 - 2.7
CFR2	332202	332200	1.4 - 1.5	1.3 - 1.4	2.7 - 2.9
CFR2	332203	332201	2.2 - 2.3	4.8 - 5.2	7.0 - 7.5
CJR3	336182	*336189	2.2 - 2.3	4.8 - 5.2	7.0 - 7.5
CJR3	336212	*336190	1.0 - 1.1	1.5 - 1.6	2.5 - 2.7

RESISTANCES, CONTROL BOX

RF95			RF96			RB106		
Control box	Resistance Part No.	Ohms	Control box	Resistance Part No.	Ohms	Control box	Resistance Part No.	Ohms
37057	334977	63	37035	334976	38	37138	334977	63
37062	334976	38	37048	334977	63	37139	334977	63
37065	334977	63	37052	334977	63	37150	334976	38
37067	334972	150	37054	334976	38	37166	334977	63
37076	334977	63	37064	334976	38	37168	334977	63
37079	334976	38	37066	334977	63	37171	334976	38
37081	334976	38	37086	334977	63	37172	334977	63
37092	334976	38	37089	334972	150	37173	334977	63
37093	334976	38	37098	334977	63	37174	334977	63
37105	334976	38	37102	334976	38	37177	334976	38
37148	334977	63	37116	334976	38	37178	334977	63
			37117	334976	38	37179	334977	63
			37118	334977	63			
			37147	334977	63			
			37155	334976	38			
			37190	334976	38			

SUPERSESSION CHART

Control and Fuse Boxes, Regulators, Terminal Blocks and Relays

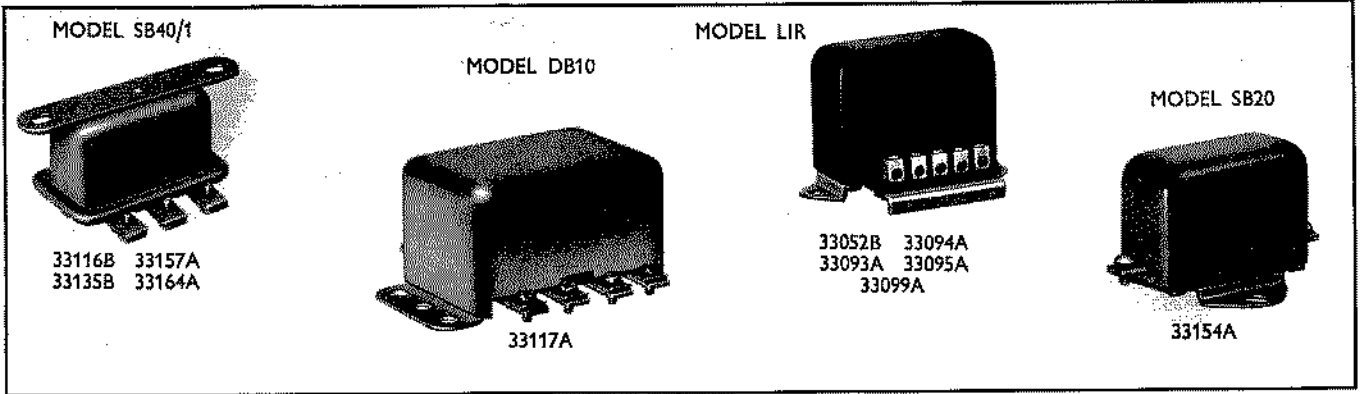
Whereas spare parts are available for all units as shown on pages D4 to D6, certain complete units are out of production. These are replaced by later models as shown below.

Part No.	Replaced by	Part No.	Replaced by	Part No.	Replaced by	Part No.	Replaced by
33018	37144	37078	37065	332192	332203	337837	37016
33139	33116	37079	37081	332195	332151	337909	37046
37000	37081	37088	Return for repair	332202	332203	337910	37046
37002	37065	37089		37116	334503	37057	337911
37003	37065	37098	37172	334551	37081	339231	339260
37030	37046	37100	37110	334572	37057	339233	332317 and Block 224009
37031	37057	37102	37177	334573	37057		
37032	37057	37107	385211	334574	37092	354021	37101
37033	37081	37130	385211	334608	37081	385001	37110
37034	37062	37131	385211	334610	37092	385019	37110
37036	37046	37136	37110	336002	337936 and Clip 337937	385025	37110
37048	37174	37137	37110			33027	385032
37050	37099	37154	37134	336181	33027	385049	37110
37055	37057	332001	332203	336182	332201	385101	37110
37056	37081	332176	332200	336189	332200	385175	385211
37058	37062	332177	332203	336190	37016	385184	385211
37063	37093	332179	332151	337820	37016	385200	385211
37066	37139	332186	332151	337828	37016	385221	37110
37067	37105			337830	37016		

* See Supersession Chart



RELAYS



Model Interpretation

L.I.R. Lamp Indicator Relay. SB20 Single Bobbin, base fixing.
 DB10 Double Bobbin. SB40 Single Bobbin (later design).
 SB40/1 Single Bobbin, strap fixing.

Descriptive Reference

Part No.	Model	Voltage	Special Features	Used with
33052B	L.I.R.	12	2-hole flange fixing: 4 terminals	Side lamp
33093A	L.I.R.	12	2-hole flange fixing: 5 terminals marked C1, C2, C3, W1 and W2	Foglamp
33094A	L.I.R.	12	2-hole flange fixing: 5 terminals marked C1, C2, C3, W1 and W2	Gear change equipment
33095A	L.I.R.	12	2-hole flange fixing: 5 terminals marked C1, C2, C3, W1 and W2	Gear change equipment
33099A	L.I.R.	12	2-hole flange fixing: 5 terminals marked C1, C2, C3, W1 and W2	Starting motor (field exciter)
33116B	SB40/1	12	2-hole strap fixing: 3 terminals marked C1, C2 and W	W.T. type horns and pre-selector gears
33117A	DB10	12	4-hole flange fixing: 8 terminals	Flasher equipment
33135B	SB40/1	12	2-hole strap fixing: 4 terminals	W.T. type horns
*33139A	SB40	12	2-hole flange fixing: 3 terminals marked C1, C2 and W	W.T. type horns
33154A	SB20	6	2-hole flange fixing: 2 terminals (one marked BATT)	Cutout
33157A	SB40/1	12	2-hole strap fixing: 4 terminals marked C1, C2, W1 and W2 (cover marked OVERDRIVE)	Overdrive equipment
33164A	SB40/1	24	2-hole strap fixing: 3 terminals marked C1, C2 and W1	W.T. type horns

* Superseded by 33116B.

Vehicle Application Reference

<p>33052 L.I.R. Armstrong Siddeley 'Whitley' 1953. Lea Francis All Models 1949-54.</p> <p>33093 L.I.R. Bristol '401' 1949-53; '403' 1954.</p> <p>33094 L.I.R. Jowett 'Jupiter' (overdrive) 1953-54.</p> <p>33095 L.I.R. Austin A90 1949-52; 'Sheerline' 1953-54. Morris 'Six' 1948-52; 'Oxford' 1948-52.</p> <p>33099 L.I.R. Commer 5 and 7 ton 1949-54.</p> <p>33116 SB40/1 Alfa Romeo '1900' 1953-54. Armstrong Siddeley 'Sapphire' 1953-54. Aston Martin DB2 (R.H.D.) 1952-54. Bentley 4½ litre 1946-51; 4¼ litre 1952-54; 'Continental' 1952-54. Bristol '401' 1949-53; '403' 1954. Daimler 'Regency' 1953.</p>	<p>33116 SB40/1—continued Humber 'Super Snipe' 1953-54. Jaguar 2½ litre (Export) 1951; 3½ litre (Export) 1951-53; XK120 (Export) 1949-53. Jowett 'Javelin' 1950-54; 'Jupiter' 1951-54. M.G. 1½ litre 1953; 'Magnetite' 1954. Morris 'Oxford' Series II 1954. Riley 2½ litre 1954. Rolls-Royce All Models 1946-52. Rover '60' 1954; '75' 1952-54; '90' 1954. Standard 'Vanguard' 1951-54. Wolsley All Models 1949-54.</p> <p>33117 DB10 Aston Martin DB2 1954. Austin-Healey '100' 1954. Bentley 4½ litre 1952-54; 'Continental' 1952-54. Bristol 'X404' 1954. Citroen 15 and 23 1953-54. Commer 'Express' Van and Pick-up Truck 1953-54. Hillman 'Minx' 1953-54. Humber 'Hawk' 1953-54. Jaguar 3½ litre and XK120 1953-54. Jensen 'Interceptor' Cabriolet 1954. Jowett 'Javelin' 1952-54. M.G. 'Midget' 1951-54.</p>	<p>33117 DB10—continued Morris 'Minor' 1954; Quarter Ton and Half Ton Van 1954. Sunbeam 'Alpine' 1953-54. Sunbeam-Talbot '90' 1953-54. Trojan 15 cwt. 1954.</p> <p>33135 SB40/1 A.C. 16 1950-54. Aston Martin DB2 (L.H.D.) 1952-54. Austin A70 1948-54. Jaguar 2½ litre (Home) 1951; 3½ litre (Home) 1951-53; XK120 1949-54. Jensen 'Interceptor' Cabriolet 1950-54.</p> <p>33154 SB20 Dellow Sports 1952-54.</p> <p>33157 SB40/1 Austin-Healey '100' 1954. Humber 'Hawk' 1953-54. Jaguar 3½ litre 1953-54. Jensen 'Interceptor' Cabriolet 1953-54.</p> <p>33164 SB40/1 Bedford SBO Coach, SLO-SSO Truck and SAO Tractor 1954.</p>
---	--	---

ALTERNATOR

Model Interpretation

- IA Induction type alternator.
- 45 $4\frac{1}{2}$ " diameter yoke.

DYNAMOTOR

Model Interpretation

- A Combined generator and starting motor.
- 900 $5\frac{1}{2}$ " diameter yoke.
- R Third brush control, 4-pole.


GENERATORS

Model Interpretation

- C Concentrically mounted armature.
- E Eccentrically mounted armature.
- 3 3" diameter yoke.
- 35 3.5" diameter yoke.
- 39 3.9" diameter yoke.
- 418 4.18" diameter yoke.
- 45 4.5" diameter yoke.
- 5 5" diameter yoke.
- L Long type yoke, voltage control.
- M Third brush control, 2-pole.
- P Voltage control, 2-pole, long type yoke.
- S Special finish.
- V Ventilated.
- X Voltage control, 2-pole, plug type connector; small circular, or no windows in yoke.
- Y Voltage control, 2-pole, short type yoke.
- Z Voltage control, 2-pole, long type yoke, plug type connections.
- RA5 5" rectangular shaped laminated yoke, voltage control, special finish.



ALTERNATOR, DYNAMOTOR



ALTERNATOR Detailed Spare Parts

DYNAMOTOR Detailed Spare Parts

Part No.	47068H	Part No.	24524A
Model	IA45	Model	A900R
Type	QB	Type	A25-0
Rotation	Clock	Voltage	12
		Rotation	Clock
		Earth or Insulated Return	E.R.
Condenser	418114	Cover band	245059
Contact set	407050	Bearing, commutator end	189295
Cam	496048	Brushes, set	245056
Coil, left hand	465847	Bracket or frame assembly, commutator end	245061
Coil, right hand	465846	Brush springs, set	245057
Sundry parts, set	465784	Bearing, drive end	189297
		Bracket or frame, drive end	245003
		Armature	245216
		Nut, shaft	171380
		Field coils, set, shunt	245627
		Field coils, set, series	245120

Fitted to
Light Delivery Vehicles 'Bi-Van' and 'Tri-Van' 1951

Fitted to
Morris Commercial L3-T3 1939-49

GENERATORS



200713



220195



220287



220351



220389



220499



220506




220601



222109



232423



232665
232745 (Insul.
Return)



227594
227613 (Non-
Ventilated)



227604



227654



227702
227798 (Insul.
Return)



227733



227734



227772



228143
228195



228181



228379



228452



238393



238481



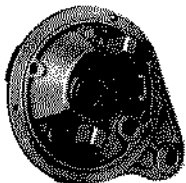
238685
238795 (Aluminium)



238848



238947




239266




228144 (C45YV)
238200 (C45PV)
239078 (Aluminium)



238199
238469 (Non-Ventilated)
239219



239265



239267



239268

For detailed spare parts, see pages E8-E14.



GENERATORS

200760

220280

220019 (C45A)
222059

220158

220414

224413

227345

227698

227346 (C39ZV)
227633 (C39P)

228171

228180

228225

228380

227732

232166

232666

237119
238470 (Non-Ventilated)

238482

238887

228501

239012

239038

239041

232228

227015 4 1/4" dia.
227627 4" dia.
232023 5 1/4" dia.
250322 3 1/4" dia.
255557 4 1/8" dia.

200609 (E3L)
238781

238248

E3L Type

C41B, C45A,
CSH Type

TYPICAL FIELD COILS

C35, C39, C45
and RA5 Type

TYPICAL ARMATURE

For detailed spare parts, see pages E8-E14.

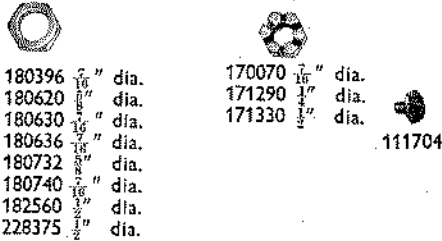
GENERATORS




BRUSH SPRINGS



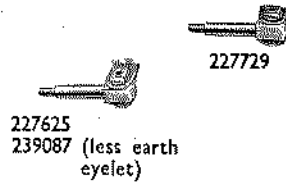
SHAFT NUTS & SCREW



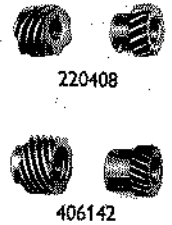
COVER




TERMINALS



GEAR SETS



CONNECTORS



BRUSH GEAR



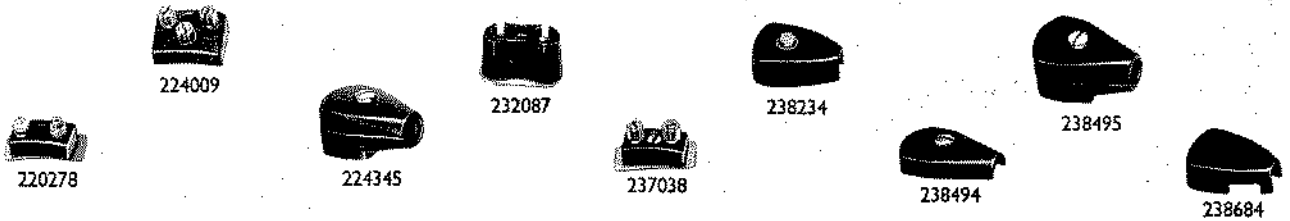
CONDENSERS



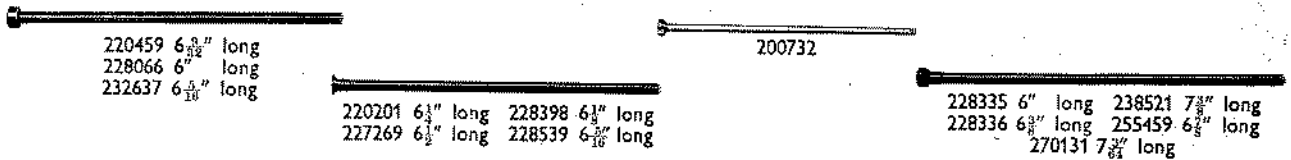
OIL SEAL, CAPS & OILERS



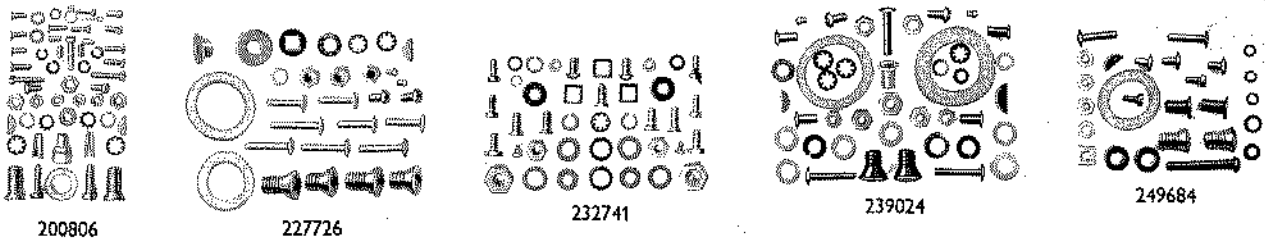
TERMINAL BLOCKS



THROUGH BOLTS



SUNDRY PARTS SETS

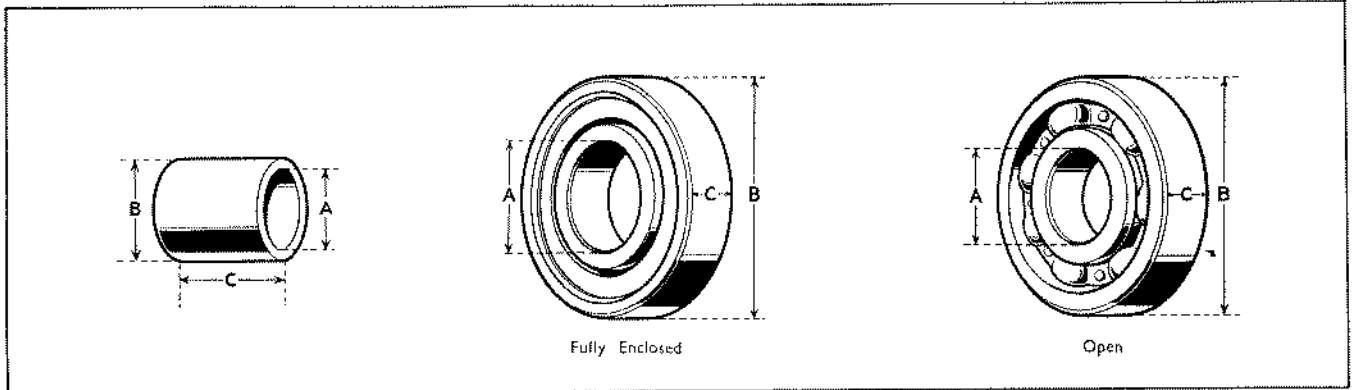


For detailed spare parts, see pages E8-E14.



GENERATORS

BEARINGS AND BEARING BUSHES



BEARING CHART

Part No.	Type	Description	Bore A	Outside Diameter B	Width C
189210	108	Single row; rigid ball journal; light type; metric sizes	8 mm.	22 mm.	7 mm.
189237	115P	Single row; rigid ball journal; light type; metric sizes; fully enclosed	17 mm.	40 mm.	12 mm.
189238	117P	Single row; rigid ball journal; light type; metric sizes; fully enclosed	17 mm.	40 mm.	12 mm.
189275	N4957 (Special)	Ball journal; metric sizes	17 mm.	47 mm.	14 mm.
189277	L3389 (Special)	Roller journal; English sizes500"	1.625"	.625"
189294	N3048	Magneto type; ball journal; metric sizes	15 mm.	37 mm.	8 mm.
189295	LS5	Single row; rigid ball journal; light type; English sizes500"	1.312"	.375"
189296	LS7	Single row; rigid ball journal; light type; English sizes625"	1.562"	.437"
189297	LS8	Single row; rigid ball journal; light type; English sizes750"	1.875"	.562"
189307	115	Single row; rigid ball journal; light type; metric sizes	15 mm.	35 mm.	11 mm.
189308	117	Single row; rigid ball journal; light type; metric sizes	17 mm.	40 mm.	12 mm.
189314	317	Single row; rigid ball journal; medium type; metric sizes	17 mm.	47 mm.	14 mm.

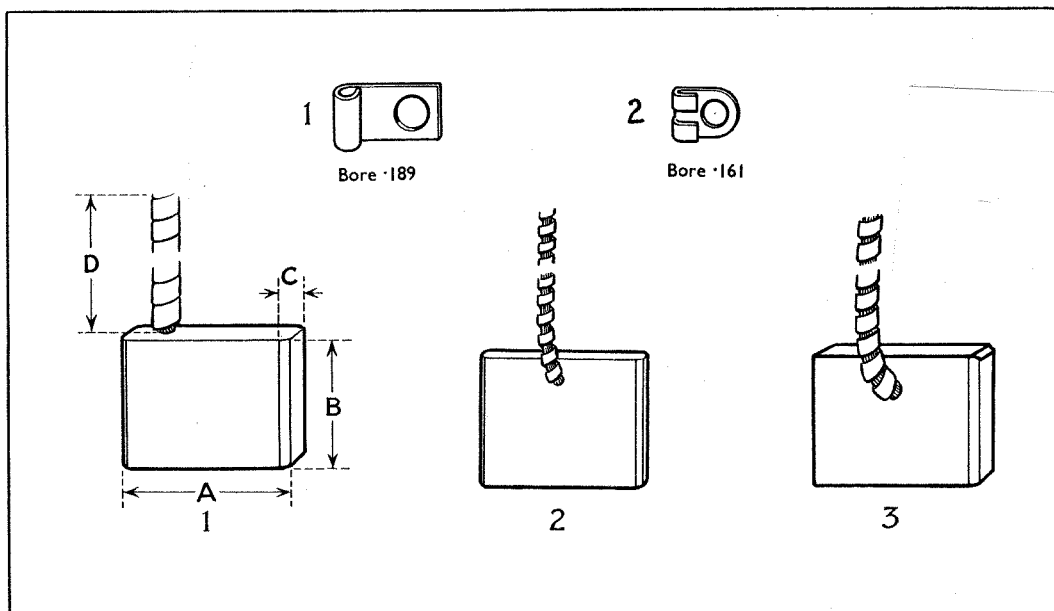
BEARING BUSH CHART

Part No.	Fitted to Models	Dimensions in inches		
		Bore A	Diameter B	Width C
220258	C39ZV, C39PV, C39P, C35YV594	.716	.750
220418	C35M, C35MV506	.629	.750
227818	C39PV-2594	.716	.875
238567	C45P, C45PV, C45NV, C45YV, C45XV, C45X, C45W628	.754	.968

GENERATORS



BRUSH CHART



Ordering No.	Fitted to	No. off per set	Set comprises: Brushes Part Nos.	Dimensions in inches				Brush Index No.	Eyelet Index No.
				A	B	C	D		
200737	E3L	2	200736	.499	.562	.249	3.25	1	2
203148	C45XV, C45YV	2	203136	.747	.750	.278	3.00	1	2
220196	C35MV	2	220173	.497	.562	.247	2.00	1	2
		1	220174	.497	.562	.100	2.00	1	2
220383	C35YV	2	220173	.497	.562	.247	2.00	1	2
222086	C418H	2	222033	.747	.625	.309	2.50	1	1
222158	C418A	2	222033	.747	.625	.309	2.50	1	1
		1	222034	.747	.625	.100	2.50	2	1
224751	C5A	2	224012	.997	.875	.312	2.50	1	1
		1	224032	.997	.875	.100	2.50	2	1
227179	C45NV	2	203136	.747	.750	.278	3.00	1	1
		1	228043	.750	.750	.100	2.50	2	1
227305	C39P, C39PV, C39ZV ..	2	227304	.749	.687	.249	3.00	1	1
232662	RA5	2	232655	1.00	.875	.312	2.50	3	1
238038	C45A, C45WV	2	238035	1.00	.750	.312	2.406	1	1
		1	238090	1.00	.750	.100	2.50	2	1
238061	C45P, C45PV, C5HV, C5H	2	238035	1.00	.750	.312	2.406	1	1
238240	C45PV, C45ZV		238227	1.00	.750	.312	2.50	1	1
245056	A900R	2	245005	.747	.937	.397	2.75	1	1
		1	245006	.747	.937	.185	2.25	1	1

Items shown in 'Set Comprises' column are for reference purposes only. Always quote Ordering No.



GENERATORS

DETAILED SPARE PARTS

Part No.	20009A	20009B/F	*†20900A	22005B	*22006B	22007B	22008B
Model	E3L	E3L	C418H-0	C35MV	C35YV	C35MV	C35YV
Type	RO-0	L1-0	AJ30-0	AD11	FQ5-0	L2-0	V74-0
Voltage	6	6	6	6	6	6	6
Rotation	Anti-clock	Anti-clock	Clock	Clock	Anti-clock	Clock	Clock
Earth or Insulated Return	E.R.	E.R.	E.R.	E.R.	E.R.	E.R.	E.R.
Finish	Standard	Standard	Standard	Standard	Standard	Standard	Standard
(1) Cover band	200609	200609	255557	250322	250322	250322	250322
(2) Brush set	200737	200737	222086	220196	220383	220196	220383
(3) Bracket or frame, commutator end	200713	200713	222109	220499	220506	220287	220351
(4) Bushing or bearing	189210	189210	189295	220418	220258	220258	220258
(5) Oiler or oil disc and felt	—	—	238569	238367	238367	238367	238367
(6) Insulating plate with brushgear	200738	200738	—	—	—	—	—
(7) Springs, set, brush	220197	220197	222159	220197	220197	220197	220197
(8) Cover assembly, commutator end	200826	200826	—	—	—	—	—
(9) Shaft nut or gear screw	111704	111704	171290	180630	180396	180630	180396
(10) Armature	200712	200712	222115	220162	220281	220281	220281
(11) Gear set	—	—	406142	—	—	—	—
(12) Bearing, drive end	189307	189307	189296	189307	—	189307	189307
(13) Bracket or frame, drive end	200760	200760	222059	220414	—	220280	220280
(14) Oil seal	188614	188614	—	—	—	—	—
(15) Terminal block or cover	—	—	237038	220278	220278	220278	220278
(16) Coils, field	200731	200731	222040	220308	220447	220308	220380
(17) Terminal assembly	—	—	—	—	—	—	—
(18) Connector, main	—	—	—	—	—	—	—
(19) Connector, field	—	—	—	—	—	—	—
(20) Bolt, through fixing	200732	200732	238521 ‡255459	220201	220201	220201	220201
(21) Sundry parts, set	200806	200806	—	249684	249684	249684	249684

Part No.	22259A/B	22259D	*22260A	22262A/B	22262D	22265A	22265B
Model	C39P-2	C39P-2	C39PV	C39PV-2	C39PV-2	C39PV-2	C39PV-2
Type	L1-0	L1-0	FA81	L-0	L-0	DA41	DA41
Voltage	12	12	12	6	6	12	12
Rotation	Clock	Clock	Clock	Clock	Clock	Clock	Clock
Earth or Insulated Return	E.R.	E.R.	I.R.	E.R.	E.R.	E.R.	E.R.
Finish	Standard	Standard	Standard	Standard	Standard	Standard	Standard
(1) Cover band	227627	227627	227627	227627	227627	227627	227627
(2) Brush set	227305	227305	227305	227305	227305	227305	227305
(3) Bracket or frame, commutator end	227733	227733	227734	227702	227702	227772	227772
(4) Bushing or bearing	227818	227818	220258	227818	227818	227818	227818
(5) Oiler or oil disc and felt	238367	227914	238367	238367	227914	238367	227914
(6) Insulating plate with brushgear	—	—	—	—	—	—	—
(7) Springs, set, brush	228159	228159	228159	228159	228159	228159	228159
(8) Cover assembly, commutator end	—	—	—	—	—	—	—
(9) Shaft nut or gear screw	180740	180740	180740	180740	180740	180740	180740
(10) Armature	227693	227693	227271	227727	227727	227767	227767
(11) Gear set	—	—	—	—	—	—	—
(12) Bearing, drive end	189237	189237	189307	189307	189307	189307	189307
(13) Bracket or frame, drive end	227732	227732	227346	227698	227698	227698	227698
(14) Oil seal	—	—	—	—	—	—	—
(15) Terminal block or cover	—	—	—	—	—	—	—
(16) Coils, field	227291	227291	227291	227292	227292	227291	227291
(17) Terminal assembly	227625	227625	227729	227625	227625	227625	227625
(18) Connector, main	—	—	—	—	—	—	—
(19) Connector, field	—	—	—	—	—	—	—
(20) Bolt, through fixing	228336	228336	227269	228336	228336	228336	228336
(21) Sundry parts, set	227726	227726	227726	227726	227726	227726	227726

For illustrations, see pages E3-E5.

* See Supersession Chart

† Complete with Distributor 409607

‡ Short Bolt

GENERATORS



DETAILED SPARE PARTS

	22009 C35MV CW17 6 Clock E.R. Standard	*22250A C39ZV L-0 12 Clock E.R. Standard	*22250E/F C39PV L-0 12 Clock E.R. Standard	*22251A C39ZV L-0 6 Clock E.R. Standard	*22251E/F C39PV L-0 6 Clock E.R. Standard	22253A/B C39ZV A163 12 Clock E.R. Standard	22253F/H C39PV A163 12 Clock E.R. Standard	*22255A/H C39P-3 L1-1 12 Clock E.R. Standard	*22257A C39PV DA41 12 Clock E.R. Special	22258A/B C39PV-2 L-0 12 Clock E.R. Standard	22258D C39PV-2 L-0 12 Clock E.R. Standard
250322	—	227627	—	227627	—	227627	227627	227627	227627	227627	227627 (1)
220196	227305	227305	227305	227305	227305	227305	227305	227305	227305	227305	227305 (2)
220601	227594	227594	227594	227594	227594	227604	227604	227613	227654	227702	227702 (3)
220418	220258	220258	220258	220258	220258	220258	220258	220258	220258	227818	227818 (4)
238367	238367	238367	238367	238367	238367	238367	238367	238367	238367	238367	227914 (5)
—	—	—	—	—	—	—	—	—	—	—	— (6)
220197	228159	228159	228159	228159	228159	228159	228159	228159	228159	228159	228159 (7)
—	—	—	—	—	—	—	—	—	—	—	— (8)
180630	180740	180740	180740	180740	180740	180740	180740	180740	180740	180740	180740 (9)
220162	227680	227271	227294	227294	227294	227680	227271	227271	227683	227693	227693 (10)
—	—	—	—	—	—	—	—	—	—	—	— (11)
—	189307	189307	189307	189307	189307	189307	189307	189237	189307	189307	189307 (12)
220280	227346	227346	227346	227346	227346	227345	227345	227633	227346	227698	227698 (13)
—	—	—	—	—	—	—	—	—	—	—	— (14)
—	—	—	—	—	—	—	—	—	—	—	— (15)
220308	227291	227291	227292	227292	227292	227291	227291	227291	227291	227291	227291 (16)
—	—	227625	—	227625	—	227625	227625	227625	227625	227625	227625 (17)
—	227571	—	227571	—	227571	—	—	—	—	—	— (18)
—	238742	—	238742	—	238742	—	—	—	—	—	— (19)
220201	227269	227269	227269	227269	227269	227269	227269	227269	227269	228336	228336 (20)
249684	227726	227726	227726	227726	227726	227726	227726	227726	227726	227726	227726 (21)

	22268A C39PV-2 FA81 12 Clock I.R. Standard	22268B C39PV-2 FA81 12 Clock I.R. Standard	22409B C45XV CW32 6 Clock E.R. Standard	22409J C45YV-5 CW32 6 Clock E.R. Standard	22411A C45XV L-0 12 Clock E.R. Standard	*22413D C45PV-3 N7-0 12 Clock E.R. Special	22416B C45YV-3 CJ26 12 Clock E.R. Standard	*22417D C45PV-3 BN172 12 Clock E.R. Special	*22417E C45ZVH BN172 12 Clock E.R. Special	22417J C45PV-S BN172 12 Clock E.R. Special	*22417K C45PV-S BN172 12 Clock E.R. Special
227627	227627	—	227015	—	227015	227015	227015	227015	—	227015	227015 (1)
227305	227305	203148	203148	203148	203148	238240	203148	238061	238240	238240	238240 (2)
227798	227798	228452	228594	228452	228452	238685	228181	238685	—	*238845	239265 (3)
227818	227818	238567	238567	238567	238567	189307	238567	189307	189307	189307	189237 (4)
238367	227914	238367	238367	238367	238367	—	238367	—	—	—	— (5)
—	—	—	—	—	—	—	—	—	—	—	— (6)
228159	228159	228159	228159	228159	228159	238062	228159	238062	238062	238062	238062 (7)
—	—	—	—	—	—	—	—	—	—	—	— (8)
180740	180740	180636	180636	180620	180620	180620	180620	180620	180620	180620	180620 (9)
227693	227693	228423	228423	228061	238683	228061	*238797	*238797	238940	238940	238940 (10)
—	—	—	—	—	—	—	—	—	—	—	— (11)
189307	189307	189308	189308	189308	189308	189308	189308	189308	189308	189308	189308 (12)
227698	227698	237119	239012	237119	237119	228180	228180	237119	237119	237119	237119 (13)
—	—	—	—	—	—	—	—	—	—	—	— (14)
—	—	—	—	—	—	238234	224345	238234	—	—	— (15)
227291	227291	228494	228228	228495	238070	228409	228409	238436	238820	238820	238820 (16)
227625	227625	—	—	—	—	—	—	—	—	227625	227625 (17)
—	—	238743	—	238743	—	—	—	—	238743	—	— (18)
—	—	238742	—	238742	—	—	—	—	238742	—	— (19)
228336	228336	228336	228335	228336	238521	270131	270131	270131	270131	270131	270131 (20)
227726	227726	239024	239024	239024	239024	239024	239024	239024	239024	239024	239024 (21)

For illustrations, see pages E3-E5.

* See Supersession Chart

continued



GENERATORS

DETAILED SPARE PARTS

Part No.	*22424A	22428A	*22429A	*22429D/E	*22429F/H	22430E	*22431A
Model	C45PV-3	C45PV-3	C45ZV	C45PVS	C45PVS	C45YV-3	C45XV
Type	FA66	D8	G86	G86-0	G86-0	CJ39	AJ33
Voltage	12	12	12	12	12	12	12
Rotation	Clock	Anti-clock	Clock	Clock	Clock	Clock	Clock
Earth or Insulated Return	E.R.	E.R.	E.R.	E.R.	E.R.	E.R.	E.R.
Finish	Standard	Standard	Special	Special	Special	Standard	Standard
(1) Cover band	227015	228022	—	227015	227015	227015	—
(2) Brush set	238061	238061	238240	238240	238240	203148	203148
(3) Bracket or frame, commutator end	238200	238393	238795	*238845	239265	228379	228452
(4) Bushing or bearing	238567	238567	189307	189307	189237	189308	238567
(5) Oiler or oil disc and felt	238367	238367	—	—	—	—	238367
(6) Insulating plate with brushgear	—	—	—	—	—	—	—
(7) Springs, set, brush	238062	238062	238062	238062	238062	228159	228159
(8) Cover assembly, commutator end	—	—	—	—	—	—	—
(9) Shaft nut or gear screw	180620	171330	180620	180620	180620	228375	180620
(10) Armature	239188	238785	239190	*238806	239190	228377	228061
(11) Gear set	—	—	—	—	—	—	—
(12) Bearing, drive end	189308	189308	189308	189308	189308	189308	189308
(13) Bracket or frame, drive end	239038	238248	237119	237119	237119	228380	237119
(14) Oil seal	—	—	—	—	—	—	—
(15) Terminal block or cover	238234	238234	—	—	—	238494	—
(16) Coils, field	238070	238784	238820	238820	238820	228075	228495
(17) Terminal assembly	—	—	—	227625	227625	—	—
(18) Connector, main	—	—	238743	—	—	—	238743
(19) Connector, field	—	—	238742	—	—	—	238742
(20) Bolt, through fixing	270131	238521	270131	270131	270131	228539	228336
(21) Sundry parts, set	239024	239024	239024	239024	239024	239024	239024

Part No.	22449B	22449D	22450A	22451A	22452A	22453A	22455A
Model	C45YV-3	C45YV-3	C45YV-3	C45YV-3	C45YV-3	C45PV-3	C45P-3
Type	L1	L-0	BN95	P-0	GC24	BN117	T45
Voltage	12	12	6	6	12	12	12
Rotation	Clock	Clock	Clock	Clock	Clock	Clock	Clock
Earth or Insulated Return	E.R.	E.R.	E.R.	E.R.	E.R.	I.R.	E.R.
Finish	Standard	Standard	Standard	Standard	Standard	Standard	Standard
(1) Cover band	227015	227015	227015	227015	227015	227015	227015
(2) Brush set	203148	203148	203148	203148	203148	238061	238061
(3) Bracket or frame, commutator end	228144	239078	228144	228144	228195	238452	238469
(4) Bushing or bearing	238567	238567	238567	238567	238567	238567	238567
(5) Oiler or oil disc and felt	238367	238367	238367	238367	238367	238367	238367
(6) Insulating plate with brushgear	—	—	—	—	—	—	—
(7) Springs, set, brush	228159	228159	228159	228159	228159	238062	238062
(8) Cover assembly, commutator end	—	—	—	—	—	—	—
(9) Shaft nut or gear screw	180620	180620	180620	180620	180620	171330	180620
(10) Armature	228061	228061	228595	228595	228203	239188	239188
(11) Gear set	—	—	—	—	—	—	—
(12) Bearing drive end	189308	189308	189308	189308	189308	189308	189308
(13) Bracket, or frame, drive end	237119	237119	239038	228225	237119	237119	238470
(14) Oil seal	—	—	—	—	—	—	—
(15) Terminal block or cover	238234	—	238234	238234	238234	224009	238234
(16) Coils, field	228075	239077	228228	228228	228075	238070	238436
(17) Terminal assembly	—	—	—	—	—	—	—
(18) Connector, main	—	—	—	—	—	—	—
(19) Connector, field	—	—	—	—	—	—	—
(20) Bolt, through fixing	270131	228335	270131	270131	228335	270131	270131
(21) Sundry parts, set	239024	239024	239024	239024	239024	239024	239024

For illustrations, see pages E3-E5.

* See Supersession Chart

GENERATORS



DETAILED SPARE PARTS

*22433A C45XV L-0 6 Clock E.R. Standard	22434A/B C45PVB AA80-0 12 Clock E.R. Standard	22434D C45PVB AA80-0 12 Clock E.R. Standard	*22435A/B C45PV-4 L-0 12 Clock E.R. Standard	*22436A C45PV-4 BS56 12 Clock E.R. Special	*22441A C45PV-4 FA6-6 12 Clock E.R. Standard	22443A C45PV-4 CW48 12 Clock E.R. Standard	*22446A C45PV-3 L1 12 Clock E.R. Standard	*22447A C45PV-3 L1-1 12 Clock E.R. Special	22448B C45YV-3 A108 6 Clock E.R. Standard	22448D C45YV-5 A108 6 Clock E.R. Standard
—	227015	227015	227015	227015	227015	227015	227015	227015	227015	227015 (1)
203148	238061	238061	238061	238240	238061	238061	238061	238061	203148	203148 (2)
228452	*238886	238947	239266	239267	239266	238848	238199	238199	228144	239266 (3)
238567	189307	189237	238567	238567	238567	238567	238567	238567	238567	238567 (4)
238367	—	—	238367	238367	238367	238367	238367	238367	238367	238367 (5)
—	—	—	—	—	—	—	—	—	—	— (6)
228159	238062	238062	238062	238062	238062	238062	238062	238062	228159	228159 (7)
—	—	—	—	—	—	—	—	—	—	— (8)
180620	180620	180620	180620	180620	180620	180732	180620	171330	180620	228175 (9)
228067	*238806	239190	239188	239191	239188	239210	239188	239188	228595	228595 (10)
—	—	—	—	—	—	—	—	—	—	— (11)
189308	189308	189308	189308	189308	189308	189314	189308	189308	189308	189308 (12)
237119	238887	238887	237119	237119	239038	228501	237119	237119	228171	228171 (13)
—	—	—	—	—	—	—	—	—	—	— (14)
—	—	—	—	—	—	—	238234	238234	—	— (15)
228494	238820	238820	238820	238820	238820	238820	238070	238070	228228	228228 (16)
—	227625	227625	227625	227625	227625	227625	—	—	—	— (17)
238743	—	—	—	—	—	—	—	—	—	— (18)
238742	—	—	—	—	—	—	—	—	—	— (19)
228336	270131	270131	270131	270131	270131	238521	270131	238521	270131	228335 (20)
239024	239024	239024	239024	239024	239024	239024	239024	239024	239024	239024 (21)

22455D C45P-5 T45-1 12 Clock E.R. Standard	22456A/B C45PV-5 L-0 12 Clock E.R. Standard	22458A C45PV-5 FA66 12 Clock E.R. Standard	22461A C45PV-5 BN193 12 Clock I.R. Standard	22462A C45PVS-5 GC51 12 Clock E.R. Special	*22465A C45PV-5 OM13 12 Clock E.R. Special	22470A/F C45PV-5 BN215 12 Clock E.R. Standard	22472A C45YV-5 A150 6 Clock E.R. Standard	22474A C45WV-4 L1 6 Clock E.R. Standard	22478A C45PV-5 XW9 12 Clock E.R. Standard	22482A C45YV-5 RX 6 Clock E.R. Standard
227015	227015	227015	227015	227015	227015	227015	227015	227015	227015	227015 (1)
238061	238061	238061	238061	238240	238240	238061	203148	238038	238061	203148 (2)
239268	239266	239266	239090	239265	239267	239182	228594	239217	239267	228594 (3)
238567	238567	238567	238567	189237	238567	238567	238567	238567	238567	238567 (4)
238367	238367	238367	238367	—	238367	238367	238367	238367	238367	238367 (5)
—	—	—	—	—	—	—	—	—	—	— (6)
238062	238062	238062	238062	238062	238062	238062	228159	238062	238062	228159 (7)
—	—	—	—	—	—	—	—	—	—	— (8)
180620	180620	180620	180620	180620	180620	180620	228175	180620	180620	180620 (9)
239188	239188	239188	239188	239190	239191	239188	228595	239217	239238	228595 (10)
—	—	—	—	—	—	—	—	—	—	— (11)
189238	189308	189308	189308	189308	189308	189308	189308	189308	189308	189308 (12)
239041	239012	239038	239012	239012	239012	239012	239038	239012	239012	239012 (13)
—	—	—	—	—	—	—	—	—	—	— (14)
—	—	—	—	—	—	—	—	—	—	— (15)
238820	238820	238820	239169	238820	238820	238820	228228	239216	238820	228228 (16)
227625	227625	227625	239087	227625	227625	227625	—	227625	227625	— (17)
—	—	—	—	—	—	—	—	—	—	— (18)
—	—	—	—	—	—	—	—	—	—	— (19)
238521	238521	238521	238521	238521	238521	238521	228335	270131	238521	228335 (20)
239024	239024	239024	239024	239024	239024	239024	239024	239024	239024	239024 (21)

For illustrations, see pages E3-E5.



GENERATORS

DETAILED SPARE PARTS

Part No.	23000A/J	23002A/D	*†220298	‡220299	*220348	220382	*222090
Model	RA5-0	RA5	C35M-0	C35M-0	C35MV-0	C35YV	C418A
Type	L-0	N-0	BN86-0	BN88	V74	BN114-0	RB-0
Voltage	12	12	6	6	6	6	12
Rotation	Clock	Clock	Clock	Clock	Clock	Clock	Clock
Earth or Insulated Return	E.R.	I.R.	E.R.	E.R.	E.R.	E.R.	E.R.
Finish	Special	Special	Standard	Standard	Standard	Standard	Standard
(1) Cover band	—	—	250322	250322	250322	250322	255557
(2) Brush set	232662	232662	220196	220196	220196	220383	222158
(3) Bracket or frame, commutator end	232665	232745	220195	220195	220351	220389	—
(4) Bushing or bearing	189277	189277	220418	220418	220258	220258	189295
(5) Oiler or oil disc and felt	—	—	—	—	238367	238367	245221
(6) Condenser	232729	232753	—	—	—	—	—
(7) Insulating plate with brushgear	—	—	—	—	—	—	—
(8) Springs, set, brush	232663	232663	220197	220197	220197	220197	222159
(9) Cover assembly, commutator end	—	—	—	—	—	—	—
(10) Shaft nut or gear screw	180620	180620	170070	170070	180396	180396	171330
(11) Armature	232630	232630	220253	220253	220281	220281	222043
(12) Gear set	—	—	220408	220408	—	—	—
(13) Bearing, drive end	189275	189275	189307	189307	189307	189307	189296
(14) Bracket or frame, drive end	232666	232666	220158	220158	220280	220280	—
(15) Oil seal	—	—	—	—	—	—	—
(16) Terminal block or cover	—	—	237038	237038	220278	220278	—
(17) Coils, field	232769	232769	220194	220194	220308	220380	—
(18) Terminal assembly	—	—	—	—	—	—	—
(19) Connector, main	—	—	—	—	—	—	—
(20) Connector, field	—	—	—	—	—	—	—
(21) Bolt, through fixing	232637	232637	—	220459	220201	220201	255459
(22) Sundry parts, set	232741	232741	249684	249684	249684	249684	—

Part No.	*228138	*228199	*228239	228240	228306	*228331	*228365
Model	C45NV-3	C45YV-3	C45NV-3	C45YV-3	C45YV-3	C45NV-3	C45YV-3
Type	L-1	CJ13-1	BP61	L1-0	P32-0	DA31	AA59
Voltage	6	12	6	12	12	12	6
Rotation	Clock	Clock	Clock	Clock	Clock	Clock	Clock
Earth or Insulated Return	E.R.	E.R.	E.R.	E.R.	E.R.	E.R.	E.R.
Finish	Standard	Standard	Standard	Special	Standard	Special	Standard
(1) Cover band	227015	227015	227015	227015	227015	227015	227015
(2) Brush set	228179	203148	228179	203148	203148	228179	203148
(3) Bracket or frame, commutator end	228143	228181	—	228144	228144	228195	228144
(4) Bushing or bearing	238567	238567	238567	238567	238567	238567	238567
(5) Oiler or oil disc and felt	238367	238367	238367	238367	238367	238367	238367
(6) Insulating plate with brushgear	—	—	—	—	—	—	—
(7) Springs, set, brush	228159	228159	228159	228159	228159	228159	228159
(8) Cover assembly, commutator end	—	—	—	—	—	—	—
(9) Shaft nut or gear screw	180620	180620	171330	180620	180620	180620	180620
(10) Armature	228595	228061	—	228061	228061	228203	228595
(11) Gear set	—	—	—	—	—	—	—
(12) Bearing, drive end	189308	189308	189308	189308	189308	189308	189308
(13) Bracket or frame, drive end	237119	228180	238248	237119	228225	237119	237119
(14) Oil seal	—	—	—	—	—	—	—
(15) Terminal block or cover	238234	224345	224345	238234	238234	238234	238234
(16) Coils, field	228068	228075	228075	228075	228075	228070	228228
(17) Terminal assembly	—	—	—	—	—	—	—
(18) Connector, main	—	—	—	—	—	—	—
(19) Connector, field	—	—	—	—	—	—	—
(20) Bolt, through fixing	228335	228335	228335	228335	228398	228335	228066
(21) Sundry parts, set	—	—	—	—	—	—	—

For illustrations, see pages E3-E5.

* See Supersession Chart

† Complete with Distributor 40224

‡ Complete with Distributor 405508

GENERATORS



DETAILED SPARE PARTS

*†222098 C418A AJ3-1 12 Clock E.R. Standard	*‡222099 C418A AJ-3 6 Clock E.R. Standard	*†222101 C418A AJ3-2 12 Clock E.R. Standard	*‡222102 C418A AJ22-0 6 Clock E.R. Standard	*‡222103 C418A AJ20-0 12 Clock E.R. Standard	*†222104 C418A AJ3-3 12 Clock E.R. Standard	*222105 C418A AJ3-4 12 Clock E.R. Standard	*†222106 C418A AJ-4 6 Clock E.R. Standard	*224697 C45A-2 AL-3 12 Clock I.R. Standard	*224719 C45A-2 A30-2 12 Clock E.R. Standard	*228137 C45NV-3 L-1 12 Clock E.R. Standard
255557	255557	255557	255557	255557	255557	255557	255557	238781	238781	227015 (1)
222158	222158	222158	222158	222158	222158	222158	222158	238038	238038	228179 (2)
222109	222109	222109	222109	222109	222109	222109	222109	—	—	228143 (3)
189295	189295	189295	189295	189295	189295	189295	189295	189307	189307	— (4)
245221	245221	245221	245221	245221	245221	245221	245221	**238562	**238562	238367 (5)
—	—	—	—	—	—	—	—	—	—	— (6)
—	—	—	—	—	—	—	—	—	—	— (7)
222159	222159	222159	222159	222159	222159	222159	222159	224760	238039	228159 (8)
—	—	—	—	—	—	—	—	—	—	— (9)
171330	171330	171330	171330	171330	171330	171330	171330	180620	171330	180620 (10)
‡171290	‡171290	‡171290	‡171290	‡171290	‡171290	‡171290	‡171290	—	—	—
222043	222115	222043	222115	222043	222043	—	222115	224056	224139	228061 (11)
406142	406142	406142	406142	406142	406142	406142	406142	—	—	— (12)
189296	189296	189296	189296	189296	189296	189296	189296	189308	189296	189308 (13)
222059	222059	222059	222059	222059	222059	222059	222059	224413	230019	237119 (14)
—	—	—	—	—	—	—	—	—	—	— (15)
222057	222040	222057	222040	—	222057	222057	222040	224009	224345	238234 (16)
—	—	—	—	—	—	—	—	224422	224459	228070 (17)
—	—	—	—	—	—	—	—	—	—	— (18)
—	—	—	—	—	—	—	—	—	—	— (19)
—	—	—	—	—	—	—	—	—	—	— (20)
238521	238521	238521	238521	238521	238521	238521	238521	238521	238521	228335 (21)
§255459	§255459	§255459	§255459	§255459	§255459	§255459	§255459	—	—	— (22)

*232231 C5HV-0 BS12-0 12 Clock E.R. Standard	*232232 C5HV-0 BU 12 Anti-clock E.R. Standard	*232243 C5A-0 S40-0 12 Clock E.R. Standard	*232375 C5H T22-2 12 Clock E.R. Standard	*232384 C5HV BS12-1 12 Clock E.R. Standard	*232449 C5HV BU18-1 12 Clock E.R. Special	*232547 C5HV-0 CC9-3 12 Clock E.R. Special	*232548 C5HV CC11-1 12 Clock E.R. Special	*238183 C45WV-3 L-1 12 Clock E.R. Standard	*238184 C45WV-3 L-1 6 Clock E.R. Standard	*238187 C45PV-3 DA20-1 12 Clock E.R. Special
232228	232228	232023	232023	232228	232228	232228	232228	227015	227015	227015 (1)
238061	238061	224751	238061	238061	238061	238061	238061	238038	238038	238061 (2)
—	—	232423	232423	—	—	—	232423	238199	238199	— (3)
189307	189307	189307	189307	189307	—	189307	189307	238567	238567	238567 (4)
**238562	**238562	**238562	**238562	**238562	**238562	**238562	**238562	238367	238367	238367 (5)
—	—	—	—	—	—	—	—	—	—	— (6)
238140	238062	224760	238062	238062	238062	238062	238062	238039	238039	238062 (7)
—	—	—	—	—	—	—	—	—	—	— (8)
171330	171330	171330	171330	171330	171330	171330	171330	180620	180620	180620 (9)
232226	232129	232154	232154	232226	232154	—	—	238051	238167	238144 (10)
—	—	—	—	—	—	—	—	—	—	— (11)
189297	189297	189297	189297	189297	—	—	—	189308	189308	189308 (12)
—	—	—	232166	—	—	—	—	237119	237119	237119 (13)
—	—	—	—	—	—	—	—	—	—	— (14)
224345	232087	224345	224345	224345	232087	224345	224345	238234	238234	238234 (15)
—	—	232112	232101	—	—	232101	232101	238070	238165	238070 (16)
—	—	—	—	—	—	—	—	—	—	— (17)
—	—	—	—	—	—	—	—	—	—	— (18)
—	—	—	—	—	—	—	—	—	—	— (19)
238521	238521	238521	238521	238521	238521	—	238521	270131	270131	238521 (20)
—	—	—	—	—	—	—	—	239024	239024	239024 (21)

For illustrations, see pages E3-E5.

* See Supersession Chart † Complete with Cutout 339233 and Distributor 409607 ‡ Shaft Gear Nut § Short Bolt
 †† Complete with Cutout 339231 and Distributor 409607 ¶ Complete with Cutout 339233 ** Fitted to Drive End Bracket

continued



GENERATORS

DETAILED SPARE PARTS

Part No.	*238311	*238333	*238358	*238364	238388	238395A
Model	C45PV-3	C45PV-3	C45WV-3	C45PV-3	C45PV-3	C45PV-3
Type	BP55-1	BS22-0	D-0	OM1-0	BN10-1	FA20
Voltage	12	12	12	12	12	12
Rotation	Clock	Clock	Anti-clock	Clock	Clock	Clock
Earth or Insulated Return	E.R.	E.R.	E.R.	E.R.	E.R.	E.R.
Finish	Standard	Special	Standard	Standard	Standard	Standard
Cover band	228022	228022	228022	228022	228022	227015
Brush set	238061	238061	238038	238061	238061	238061
Bracket or frame, commutator end	238199	—	—	—	238199	238393
Bushing or bearing	238567	189307	238567	189294	238567	238567
Oiler or oil disc and felt	238367	—	238367	—	238367	238367
Insulating plate with brushgear	—	—	—	—	—	—
Springs, set, brush	238062	238039	238039	238039	238062	238062
Cover assembly, commutator end	—	—	—	—	—	—
Shaft nut or gear screw	171330	171330	171330	—	—	171330
Armature	238890	—	238785	238440	—	238890
Gear set	—	—	—	—	—	—
Bearing, drive end	189308	189308	189308	—	189308	189308
Bracket or frame, drive end	238248	—	238248	—	238887	238248
Oil seal	—	—	—	—	—	—
Terminal block or cover	224345	224345	224345	224345	224345	238684
Coils, field	238070	238070	238070	238070	238070	238070
Terminal assembly	—	—	—	—	—	—
Connector, main	—	—	—	—	—	—
Connector, field	—	—	—	—	—	—
Bolt, through fixing	238521	238521	238521	—	270131	238521
Sundry parts, set	239024	239024	239024	239024	239024	239024

Part No.	*238417	*238426	*238456	*238464	238498
Model	C45WV-3	C45PV-3	C45WV-3	C45P-3	C45P-3
Type	AJ12-4	BS29-0	DC43-0	T45	CW24-0
Voltage	12	12	12	12	12
Rotation	Clock	Clock	Clock	Clock	Clock
Earth or Insulated Return	E.R.	E.R.	I.R.	E.R.	E.R.
Finish	Standard	Standard	Standard	Standard	Standard
Cover band	227015	228022	227015	227015	227015
Brush set	238038	238061	238038	238061	238061
Bracket or frame, commutator end	—	—	—	—	238481
Bushing or bearing	238567	189307	238567	238567	238567
Oiler or oil disc and felt	238367	—	238367	238367	238367
Insulating plate with brushgear	—	—	—	—	—
Springs, set, brush	238039	238062	238039	238062	238062
Cover assembly, commutator end	—	—	—	—	—
Shaft nut or gear screw	180620	171330	180620	180620	182560
Armature	—	—	238051	239188	238505
Gear set	—	—	—	—	—
Bearing, drive end	189308	189308	—	189308	189314
Bracket or frame, drive end	—	—	—	—	238482
Oil seal	—	—	—	—	—
Terminal block or cover	224345	224345	224009	238234	238495
Coils, field	238070	238070	238070	238436	238070
Terminal assembly	—	—	—	—	—
Connector, main	—	—	—	—	—
Connector, field	—	—	—	—	—
Bolt, through fixing	238521	238521	270131	270131	238521
Sundry parts, set	239024	239024	239024	239024	239024

For illustrations, see pages E3-E5.

* See Supersession Chart

VEHICLE APPLICATION REFERENCE

- 22009A/F E3L 6 volt**
Wessex Industries Delivery Van 1952-54.
- 22005B C35MV 6 volt**
Morgan 3-wheeler 1948-52.
- 22007B C35MV 6 volt**
Barrett Invalid Carriage 1949-54.
Morris 5 cwt. 1939-50.
- 22008B C35YV 6 volt**
Encon 'Clipper' 1954.
Reliant 750 c.c. 3-wheeler (6 volt) 1945-54; 'Regal' 1953-54.
Standard 8 1939-48.
- 22009B C35MV 6 volt**
Dellow Sports 1952-54.
- 22253H C39PV 12 volt**
Wolseley 'Four Fifty' 1949-50.
- 22258D C39PV-2 12 volt**
A.C. 'Petite' 1953-54.
A.F.N. All Models 1951-54.
Austin A30 1952-54; A40 1948-54.
Bedford 10/12 cwt. 1948-52; All Petrol Models (except Coach and Fire Engine) 1951-54.
Bristol All Models (except 2 litre) 1949-54.
Citroen 15 1951-54.
Commer 8 cwt. 1949-52; Estate Car 1949; 'Express' Van and Pick-up Truck 1953-54; 25 cwt. 1951-54.
Daimler 'Conquest' 1954.
Hillman 'Minx' 1948-54.
Humber 'Hawk' 1949-54.
Jensen 'Jen-Tug' 1952-54.
Jowett 'Javelin' late 1949-54; 'Bradford' Van 1951-54; De Luxe Van and 6 Light Utility 1951-52.
Karrier 'Bantam' 1951-54.
Lanchester 14 1952-53.
Meynell All Models 1952.
M.G. 1½ litre 1950-53; 'Magnette' 1954.
Morgan 'Plus Four' 1951-54.
Morris 'Minor' and 'Oxford' Saloon 1948-54; 'Traveller's Car and Station Wagon 1953-54; New Quarter Ton Van and Half Ton Van 1954; 'Cowley' Van and Pick-up Truck 1950-53.
Morris Commercial 'J' Van 1949-54; All Petrol Models (except Petrol Tanker) 1950-54; ECVO13/5 late 1949.
Paramount All Models 1951-54.
Reliant 10 cwt. 3-wheeler 1951-54.
Riley 1½ litre 1951-54.
Rover '60' 1954; Station Wagon 1950-51; 'Land-rover' 1950-54.
Singer All Models late 1949-54.
Standard 'Eight' and 10 1954; 'Vanguard' 1948-54.
Swallow 'Doretti' 1954.
Triumph All Models 1950-54; '2000' Saloon and Roadster 1949.
Trojan 15 cwt. 1950-54; '20' Van 1954.
Vauxhall 'Velox' and 'Wyvern' 1948-54.
Wolseley 'Four Forty-Four' 1953-54; 'Four Fifty' 1950-53.
- 22259D C39P-2 12 volt**
Rover 'Landrover' and Station Wagon 1948-49.
- 22262D C39PV-2 6 volt**
Bedford All Models (except Bus) 1948-50.
Jensen 'Jen-Tug' 1949-50.
Jowett 'Bradford' Van late 1949-50; De Luxe Van and Utility 1949-50.
- 22265B C39PV-2 12 volt**
Allard '21C' and '21Z' 1953-54.
M.G. 'Midget' 1950-54.
- 22268B C39PV-2 12 volt**
Morris Commercial Petrol Tanker 1951-52.
- 22409J C45YV-5 6 volt**
Jensen 'Jen-Tug' 1946-48 and 1951-52.
- 22411A C45XV 12 volt**
Commer 8 cwt. 1948.
Hillman 'Minx' 1948.
Sunbeam-Talbot '80' 1948-50.
- 22416B C45YV-3 12 volt**
Citroen All Models 1939-46.
- 22428A C45PV-3 12 volt**
A.C. 16 1948-54.
- 22430E C45YV-3 12 volt**
Citroen 23 1949-53.
- 22434D C45PVB 12 volt**
Morris 'Six' 1948-49.
Wolseley 'Six Eighty' 1949-50.
- 22443A C45PV-4 12 volt**
Allard All Models late 1950-52.
- 22448D C45YV-5 6 volt**
Morris 8 1939-48.
Morris 5 cwt. (Export) 1939-51; 5 cwt. late 1951-53.
- 22449D C45YV-4 12 volt**
Austin 10 and 12 1939-47.
B.S.A. 'Scout' 1939-40.
Commer 8 cwt. 1946-47.
Hillman 'Minx' 1940-47.
H.R.G. 9 1946-52; 12 late 1949-52.
Jowett 'Javelin' 1948-49.
Lanchester LD10 1946-51.
M.G. 1½ litre 1947-49.
Morgan 'Plus Four' 1939-50.
Morris 10 1939-48; 12 1939; 10 cwt. 1939-50.
Morris Commercial 15/20 cwt. Van 1939-49; 25 cwt. 1939; 25/30 cwt. 1945-49; 25/35 cwt. 1945-49.
Riley 1½ litre 1950.
Singer 9 and 10 1939-49.
Standard 9 and 10 1939-40; 12 and 14 1939-48.
Sunbeam-Talbot 10 1939-47.
Triumph '1800' Saloon and Roadster 1946-48
Trojan 15 cwt. 1946-49.
Wolseley 10 and 12 1939-48.
- 22450A C45YV-3 6 volt**
Austin 'Big Seven' 1939; 8 1939-47; 8 Van 1946-47.
- 22451A C45YV-3 6 volt**
Bedford 5/6 cwt. 1939-47; 8 cwt. 1939; 10/12 cwt. 1940-47.
Vauxhall 10 and 12 1939-47.
- 22452A C45YV-3 12 volt**
Jaguar 1½ litre 1946-48.
M.G. 1½ litre 1949; 12 1939; 'Midget' 1939-49.
S.S. 'Jaguar' 1½ litre 1939-40.
- 22453A C45PV-3 12 volt**
Austin Petrol Tanker 1941-52.
- 22455D C45P-5 12 volt**
Commer 25 cwt. Forward Control 1946-48.
Karrier 'Bantam' 1946-48.
Standard 12 Export Belgium and Holland 1946-48.
- 22456A/B C45PV-5 12 volt**
Alvis 14 1939-50; TA21 1951-53; TB21 1952; TC21 1954.
Armstrong Siddeley All Models 1939-54.
Aston Martin 2 litre 1947-50.
Austin 14 late 1939-40; 16 1946-48; 18, 28 and 27 Ambulance 1939; A70 1948-54; A90 1949-52; Hire Car 1950-52; 'Princess' and 'Sheerline' 1950-54; Taxi 1948-54; A125 Limousine, Ambulance and Hearse 1951-54; 'Champ' 1954; 30 cwt. 1939-41; 2 and 3 ton 1939-48; 2 and 5 ton 1949-54; 'Healey 100' 1954; 25 cwt. and Ambulance 1948-54.
Beardmore Taxi 1939-40.
Bedford TA Trucks (Diesel) 1953-54.
Bristol 2 litre 1947-48; '400' 1949-50.
Commer All 12 volt Models (except 8 cwt., Estate Car and 4 ton Insulated Return) 1939-50; All Models (except 'Commando', 'Avenger', R6 Diesel and Fire Tender [1954]) 1951-54.
Daimler 2½ litre 1939 and 1946-49; 27 and 36 1946-53; DC27 Ambulance 1949-54; 'Conquest' 1950-53; 'Regency' 1953.
Dennis 2 and 4 ton 1939.
Dodge All Models (except 61C, 100C, 101C, 120C, 122C, 86 and 145) 1939-54.
Healey All Models 1948-54.
Hillman 14 1939-40.
Humber All Models 1940-48; All Models (except 'Hawk') 1949-54.
Jaguar 2½ and 3½ litre 1946-47.
Jensen 'Interceptor' 1950; 6 ton 1946-47.
Karrier 'Cob' 1947-48; 'Bantam' 1939-40 and late 1948-50; CK3 1946-52; 'Gamecock' 1953-54.
Lanchester 14 1939.
Lea Francis All Models 1939-54.
Morris 14 and 25 1939; 'Six' 1950-54; 'Oxford' Taxi and Hire Car 1947-51.
Morris Commercial CV Ambulance 1947; All CV Export Models 1945-48; ECVO13/5 and ECVO13/5 1949.
Riley 2½ litre 1940-54.
Rover All Models 1939-47; '75' late 1952-54; '90' 1954.
Standard 20 1939-40.
S.S. 'Jaguar' 2½ and 3½ litre and '100' 1939-40.
Sunbeam 'Alpine' 1953-54.
Sunbeam-Talbot 3 and 4 litre 1940; 2 litre 1939-47; '90' 1948-54.
Triumph 12 1939-40; 14 and 16 1939.
Vauxhall 25 1939-40.
Wolseley 14, 18 and 25 1939-48; 16 1939; 'Six Eighty' 1950-54.
- 22458A C45PV-5 12 volt**
Morris Commercial All 12 volt Diesel Models (except OP Coach 1950) 1949-54.
- 22461A C45PV-5 12 volt**
Austin Petrol Tanker 1953-54.
- 22462A C45PVS-5 12 volt**
Aston Martin DB2 late 1952-54.
Austin 'Princess' and 'Sheerline' 1948-49.
Jaguar 2½ litre 1948-51; 3½ litre 1948-54; XK120 1949-54.
Lagonda 2½ litre late 1952; 3 litre 1954.
Rover '60' 1948-49; '75' 1948-52.
- 22470A/F C45PV-5 12 volt**
Austin Cargo Truck 1954.
- 22472A C45YV-5 6 volt**
Morris 5 cwt. Van 1953.



GENERATORS

Vehicle Application Reference—continued

22474A C45NV-4 6 volt
Bedford 30 cwt. 1939-48; 2 and 3 ton 1939; 2/3 and 3/4 ton 1940-47; 5 ton and Scammell Tractor 1946-47.

Commer 15/20/25 cwt. (6 volt) 1939-40.
Karrier 'Cob Junior' and 'Colt' 1939-40.

22478A C45PV-5 12 volt
Allard All Models (except '21C' and '21Z') late 1952-54.

Daimler 2½ litre 1940 and late 1949-53.
Jensen 'Interceptor' 1951-54.
Jowett 'Jupiter' 1951-54.
M.G. 18 and 20 1939.

22482A C45YV-5 6 volt

Commer 8 cwt. 1939-40.
Hillman 'Minx' 1939.
Jowett 'Bradford' Van 1947-49.

22482A C46YV-5 6 volt—continued
Lloyd '650' Roadster 1948-50.
Wolsley 8 1946-48.

23000A/J RA5 12 volt
Aston Martin DB2 1951-52.
Bentley 4½ litre 1947-51.
Lagonda 2½ litre 1949-52.
Rolls-Royce 'Silver Dawn' 1953-54; 'Silver Wraith' 1947-53.

23002A/D RA5 12 volt
Bentley All Models 1952-54.
Rolls-Royce 'Silver Wraith' 1953-54.

220299 C35M-0 6 volt
Austin 7 1939.

220382 C35YV 6 volt
Austin 'Big Seven' Mk. II Van 1939; 8 Van 1939-45.

228240 C45YV-3 12 volt
Riley 1½ litre 1939-49.

228306 C45YV-3 12 volt
Vauxhall 14 1939-48.

238388 C45PV-3 12 volt
Austin Taxi 1939-40.

238395A C45PV-3 12 volt
H.R.G. 12 1946-48.
Morris Commercial CV Ambulance 1948-49; All CV Models (except Ambulance) 1941-48; 35/40, 45/55 and 60/70 cwt., 5 ton Forward Control, Tipper and ECV13/3 1946-48.
Singer 12 1939-49.

238498 C45P-3 12 volt
Allard All models 1947-50
Jensen 3½ litre 1946-47

SUPERSESSION CHART

Whereas spare parts are available for all Generators as shown on pages E8 — E14, certain complete Generators are out of production. These are replaced by later models as shown below.

Part No.	Replaced by	Part No.	Replaced by	Part No.	Replaced by
20900	Repair only	222090	Repair only	232384	Repair only
22006	Export only	222098	Repair only	232449	Repair only
22250	22258	222099	Repair only	232547	Repair only
22251	22262	222101	Repair only	232548	Repair only
22255	22259	222102	Repair only	238183	22456 and 37065
22257	22265	222103	Repair only	238184	22474
22260	22268	222104	Repair only	238187	22478
22413	Repair only	222105	Repair only	238311	238395
22417	22462	222106	Repair only	238333	Repair only
22424	22458	224697	Repair only	238358	Repair only
22429	22462	224719	Repair only	238364	Repair only
22431	22449	228137	22449 and 37057	238417	Repair only
22433	22482	228138	22482 and 37081	238416	Repair only
22435	22456	228199	22416	238456	Repair only
22436	22478	228239	Repair only	238464	22455
22441	22458	228331	22452 and 37065	*238797	238940, Armature
22446	22456	228365	22482	*238806	239190, Armature
22447	22456	232231	Repair only	*238845	238956,
22465	22478	232232	Repair only		Bracket, commutator end
220298	220299	232243	Repair only	238848	239181
220348	Repair only	232375	Repair only	*238886	238947,
					Bracket, commutator end

* Before fitting replacement commutator end brackets or armatures to the following machines, certain modifications will be necessary. Please see Instruction Note No. SB/GN/18, obtainable from Service Bulletin Dept., Joseph Lucas Ltd., Great Hampton Street, Birmingham 18.


Generator	Armature		Commutator end bracket	
	Original	New Type	Original	New Type
22417	238797	238940	238845	239265
22429	238806	239190	238845	239265
22434	238806	239190	238886	238947

LUCAS

F

Model Interpretation

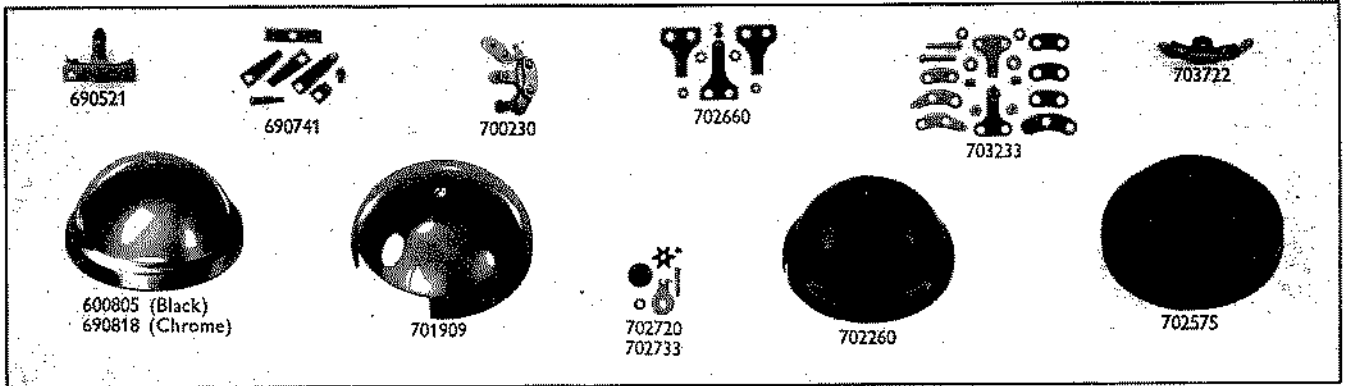
HF	High frequency.	1441	Fitted with black tone disc nut and screw type terminals. 3 $\frac{3}{16}$ " diameter.
WT	Windtone.	1444	Fitted with black tone disc nut and push type terminals. 3 $\frac{3}{16}$ " diameter.
28	External mounting, chromium plated finish.	1748	Under bonnet mounting, grey finish, 5" diameter.
29	Under bonnet mounting, black finish, detachable flare.	H	High note.
614	Under bonnet mounting, black finish, non-detachable flare.	L	Low note.
1234	Black and chromium plated finish. 4 $\frac{1}{2}$ " diameter.	M	Mute.
1235	All black finish. 4 $\frac{1}{2}$ " diameter.	U	Loud tone (Export only).





ELECTRIC HORNS

DETAILED SPARE PARTS



Part No.	*69002	*69003	*69004	*69005	*69006	*69007	*69008	69011
Model	WT29	WT29	WT29	WT29	WT28	WT28	WT29	WT614
Note	Low	High	Low	High	Low	High	Low	Low
Finish	Black	Black	Black	Black	Chrome	Chrome	Black	Black
Voltage	12	12	12	12	12	12	12	12
BRACKET	690617	690617	—	—	690617	690617	690617	690617
COVER	600805	600805	600805	600805	690818	690818	600805	702575
DIAPHRAGM ASSEMBLY	690813	690813	690813	690813	690813	690813	690813	702681
CONTACT SET	690741	690741	690741	690741	690741	690741	690741	702660
RESISTANCE	702720	702720	702720	702720	702720	702720	702720	702720
SUNDRY PARTS, SET	690953	690953	690953	690953	690953	690953	690953	702722

Part No.	69012	*69013	*69019	*69020	*69021	*69022	*69025	*69026
Model	WT614	WT29	WT28	WT28	WT29	WT29	WT28	WT28
Note	High	Low	Low	High	Low	High	Low	High
Finish	Black	Black	Chrome	Chrome	Black	Black	Chrome	Chrome
Voltage	12	12	12	12	12	12	12	12
BRACKET	690617	690617	690617	690617	690617	690617	690617	690617
COVER	702575	600805	690818	690818	600805	600805	690818	690818
DIAPHRAGM ASSEMBLY	702681	690813	690813	690813	690813	690813	690813	690813
CONTACT SET	702660	690741	690741	690741	690741	690741	690741	690741
RESISTANCE	702720	702720	702720	702720	702720	702720	702720	702720
SUNDRY PARTS, SET	702722	690953	690953	690953	690953	690953	690953	690953

Part No.	69032	69033	69040	69041	69042	69044	69045	*70001
Model	WT29U	WT29U	WT614M	WT614	WT614	WT614	WT614	HF1441
Note	Low	High	Low	Low	High	Low	High	—
Finish	Black	Black	Black	Black	Black	Black	Black	Black
Voltage	12	12	12	24	24	12	12	6
BRACKET	690617	690617	690617	690617	690617	690617	690617	701851
COVER	702260	702260	702575	702575	702575	702575	702575	—
DIAPHRAGM ASSEMBLY	690813	690813	702681	702681	702681	702681	702681	700714
CONTACT SET	702660	702660	702660	702660	702660	702660	702660	703233
RESISTANCE	702720	702720	702720	702733	702733	702720	702720	—
SUNDRY PARTS, SET	690953	690953	702722	702722	702722	702722	702722	703235


Part No.	*70025	*70026	70048	70063	70067	70070	70071	*70092
Model	HF1444	HF1444	HF1441	HF1748	HF1748	HF1748	HF1748	HF1441
Note	—	—	—	Low	Low	High	High	—
Finish	Black	Black	Black	Grey	Black	Black	Grey	Black
Voltage	6	12	6	12	12	12	12	6
BRACKET	701851	701851	701851	704651	704651	704651	704651	701851
COVER	—	—	—	—	—	—	—	—
DIAPHRAGM ASSEMBLY	700714	700714	700714	703726	703726	703727	703727	700714
CONTACT SET	703233	703233	703233	703722	703722	703722	703722	703233
RESISTANCE	—	—	—	—	—	—	—	—
SUNDRY PARTS, SET	703235	703235	703235	703724/S	703724/S	703724/S	703724/S	703235

* See Supersession Chart

ELECTRIC HORNS



DETAILED SPARE PARTS



Part No.	*069206	*069207	*069213	*069214	069225	*069239	069248	069269
Model	HF1235	HF1228	HF1235	HF1235	HF1234	HF1234	HF1234	HF1235
Note	—	—	—	—	—	—	—	—
Finish	Black	Black	Black	Black	Black and Chrome	Black and Chrome	Black and Chrome	Black
Voltage	12	12	12	6	6	6	12	24
BRACKET	701686	701639	701639	701639	701686	700168	701639	701686
COVER	—	701909	—	—	—	—	—	—
DIAPHRAGM ASSEMBLY	†703112 ‡703273 §703988	703112	†703112 ‡703273 §703988	†703112 ‡703273 §703988	†703112 ‡703273 §703988	†703112 ‡703273 §703988	†703112 ‡703273 §703988	†703112 ‡703273 §703988
CONTACT SET	703233	700230	703233	703233	703233	703233	703233	703233
RESISTANCE	—	—	—	—	—	—	—	—
SUNDRY PARTS, SET	703235	—	703235	703235	703235	703235	703235	703235

Part No.	069343	069344	*069348	*069376	*069399	*069405	*069417	069419
Model	HF1235	HF1235	HF1235	HF1235	HF1235	HF1235	WT614	WT614
Note	—	—	—	—	—	—	Low	—
Finish	Black	Black	Black	Black	Black	Black	Black	—
Voltage	6	12	6	6	12	24	12	—
BRACKET	700168	701639	701686	701686	701686	701686	690617	—
FOOT	—	700920	—	—	—	—	702575	For details see 69011 and 69012
COVER	—	—	—	—	—	—	702681	—
DIAPHRAGM ASSEMBLY	†703112 ‡703273 §703988	†703112 ‡703273 §703988	†703112 ‡703273 §703988	†703112 ‡703273 §703988	†703112 ‡703273 §703988	†703112 ‡703273 §703988	702660 702720 702722	—
CONTACT SET	703233	703233	703233	703233	703233	703233	—	—
RESISTANCE	—	—	—	—	—	—	—	—
SUNDRY PARTS, SET	703235	703235	703235	703235	703235	703235	—	—

Part No.	069430	069448	*600981	*600982	*690653	*690654	*690671	*690672
Model	HF1235	HF1748	WT22	WT22	WT13	WT13	WT15	WT15
Note	—	Low	Low	High	Low	High	Low	High
Finish	Black	Grey	Chrome	Chrome	Chrome	Chrome	Chrome	Chrome
Voltage	24	12	12	12	12	12	12	12
BRACKET	701639	704651	690617	690617	690617	690617	690617	690617
COVER	—	—	600805	600805	600805	600805	600805	600805
DIAPHRAGM ASSEMBLY	†703112 ‡703273 §703988	703726	690813	690813	—	—	—	—
CONTACT SET	703233	703722	690521	690521	—	—	—	—
RESISTANCE	—	—	—	—	—	—	—	—
SUNDRY PARTS, SET	703235	703724/S	—	—	—	—	—	—

Part No.	*690673	*690674	*690691	*690796 (69019)	*690797 (69020)	*700773	*700780	*701367	*701368
Model	WT13	WT13	WT22	WT28	WT28	HF1141	HF1141	HF728	HF728
Note	Low	High	Low	High	High	—	—	Low	High
Finish	Chrome	Chrome	Black	Chrome	Chrome	Black	Black	Chrome	Chrome
Voltage	12	12	12	12	12	6	12	12	12
BRACKET	690617	690617	690617	690617	690617	701851	701851	—	—
COVER	600805	600805	600805	690818	690818	—	—	—	—
DIAPHRAGM ASSEMBLY	—	—	690813	690813	690813	700714	700714	—	—
CONTACT SET	—	—	690741	690741	690741	700230	700230	—	—
RESISTANCE	—	—	702720	702720	702720	—	—	—	—
SUNDRY PARTS, SET	—	—	—	690953	690953	—	—	—	—

NOTE. Horns with adjustable air gap may be identified by large adjustable stud and nut at rear of body.

* See Supersession Chart

† For use with flat tone disc and fixed air gap
‡ For use with flat tone disc and adjustable air gap

§ For use with corrugated tone disc and adjustable air gap
|| Five figure number allocated under new procedure



ELECTRIC HORNS

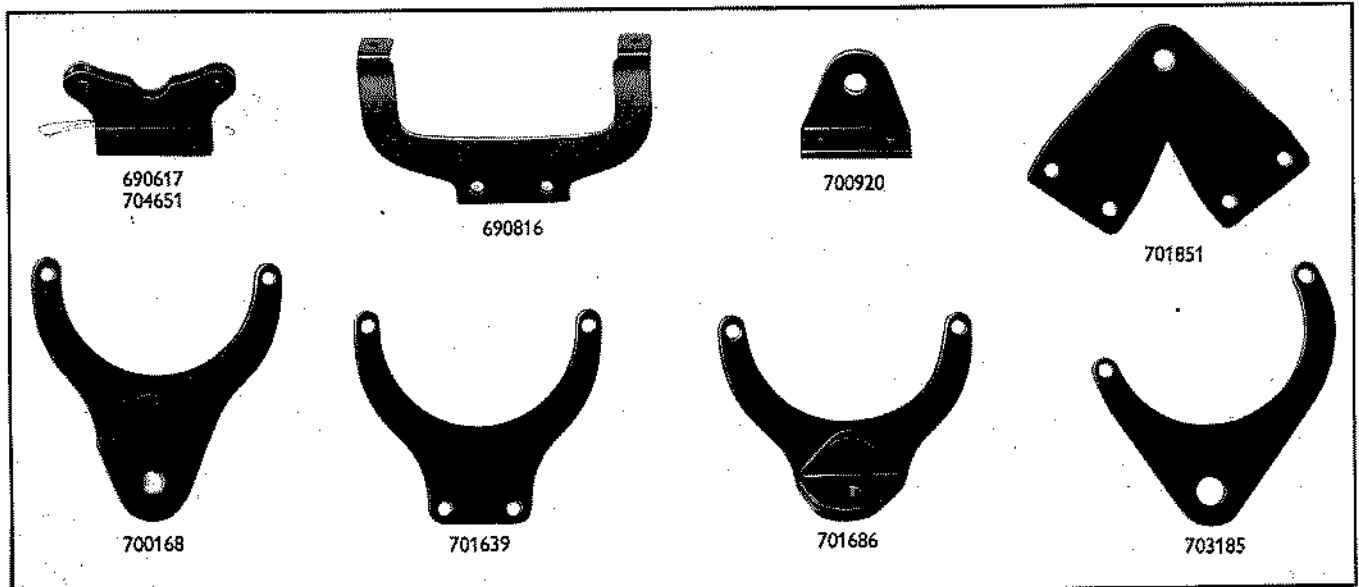
Vehicle Application Reference

- 69004 WT29. Windtone; black finish; low note; 12 volt.
 69005 WT29. Windtone; black finish; high note; 12 volt.
 Bentley 4½ litre 1946.
 Rolls-Royce 'Silver Wraith' 1946-51.
- 69011 WT614. Windtone; black finish; low note; 12 volt.
 69012 WT614. Windtone; black finish; high note; 12 volt.
- 069419 WT614. Windtone; matched pair, comprising 69011 (low note) and 69012 (high note).
 Suitable for the majority of vehicles fitting 12 volt Windtone horns.
- 69032 WT29U. Windtone; special loud tone; black finish; low note; 12 volt.
 69033 WT29U. Windtone; special loud tone; black finish; high note; 12 volt.
 Daimler 36 1951-53.
 Jaguar 3½ litre (Export) 1951-52; XK120 1949-52.
 Rover '75' (Export) 1950-53.
- 69040 WT614. Windtone; special muted tone; black finish; low note; 12 volt.
 Austin Taxi 1948-54.
 Morris 'Oxford' Taxi and Hire Car 1947-51.
- 69041 WT614. Windtone; black finish; low note; 24 volt.
 69042 WT614. Windtone; black finish; high note; 24 volt.
 Bedford SBO Coach and SLO and SSO Trucks 1954.

- 69044 WT614. Windtone; black finish; low note; 12 volt.
 69045 WT614. Windtone; black finish; high note; 12 volt.
 Bentley 4½ litre and 'Continental' (Export) 1952-54.
 Rolls-Royce 'Silver Dawn' (Export) 1953-54;
 'Silver Wraith' 1952-54.
- 70048 HF1441. High frequency; black finish; 6 volt.
 Barrett All-weather Vehicle and Invalid Carriage 1954.
 Batavus 3-wheeler 1949.
 Bedford 5/6 and 10/12 cwt. 1946-47; 30 cwt., 2/3, 3/4 and 5 ton and Scammell Tractor 1946-50.
 Douglas 'Handyman' 1949-51.
 George Fitt Invalid Carriage 1951-54.
 Gundle 3-wheeler 1951-54.
 Invacar Invalid Carriage 1951.
 Light Delivery Vehicles 'Bi-Van' and 'Tri-Van' 1949-51.
 Reliant 3-wheeler 1946-54; 'Regal' Car 1953-54.
 Standard 8 1946-48.
 Vauxhall 10 1939-47.
 Vernon's Industries Invalid Carriage 1951-54.
 Wessex Delivery Van 1952-54.
- 70063 HF1748. High frequency; grey finish; low note; 12 volt.
 70071 HF1748. High frequency; grey finish; high note; 12 volt.
 Austin-Healey '100' 1954.
 Jaguar XK120 1953-54; 3½ litre 1954.
- 70067 HF1748. High frequency; black finish; low note; 12 volt.
 70070 HF1748. High frequency; black finish; high note; 12 volt.

- 70067 and 70070—continued
 Bentley 4½ litre (Export) 1951; 4½ litre and 'Continental' (Export) 1952-54.
 Rolls-Royce 'Silver Dawn' (Export) 1953-54;
 'Silver Wraith' (Export) 1953-54.
- 069225 HF1234. High frequency; black and chromium finish; 6 volt.
 Invacar Invalid Carriage 1952-54.
 Lambourne 'Lamb-Kar' 1952.
 Morgan 3-wheeler 1948-52.
- 069248 HF1234. High frequency; black and chromium finish; 12 volt.
 Alvis 14 1939; 17/20 'Silver Crest', 20/25 'Crested Eagle' and 25 'Speed' 1939.
 Austin L.C.C. Ambulance 1939.
 M.G. 'Midget' 1945-49.
 Morris 25 1939.
 Riley 1½ litre 1939-40.
 Rover 10, 12, 14, 16 and 20 1939-47.
 S.S. 'Jaguar' 1½ and 2½ litre 1939.
 Triumph 12 'Dolomite' 1939-40.
 Wolsley 12 1939-48.
- 069269 HF1235. High frequency; black finish; 24 volt.
 Commer 'Superpoise' and Forward Control (Diesel) R6 1954.
 Dodge 145 R6 (24 volt) 1954.
- 069343 HF1235. High frequency; black finish; 6 volt.
 Suitable for the majority of vehicles fitting 6 volt high frequency horns.
- 069344 HF1235. High frequency; black finish; 12 volt.
 Suitable for the majority of vehicles fitting 12 volt high frequency horns.

HORN BRACKETS




Part No.	Horn Model	Horn to Bracket		Bracket to Mounting		Part No.	Horn Model	Horn to Bracket		Bracket to Mounting	
		Fixing hole diameter	Fixing hole centres	Fixing hole diameter	Fixing hole centres			Fixing hole diameter	Fixing hole centres		
690617	WT13	.281"	2.625"	.316"	1.25"	700920	HF1235	.231"	1.25"	.406"	—
	701639					HF1228	.234"	4.00"	.266"	1.25"	
	701686					HF1235	.266"	4.00"	.406"	—	
	701851					HF1441	.390"	—	.191"	1.25"	
	703185					HF1141	.234"	4.00"	.516"	—	
690816	WT28	.218"	4.625"	.266"	1.25"	704651	HF1234	.252"	2.25"	.316"	1.25"
700168	HF1234	.266"	4.00"	.406"	—	704651	HF1748	.252"	2.25"	.316"	1.25"
	HF1235										

HORN PUSHES, HORN PUSH AND DIPPER SWITCHES



Model Interpretation

4A	Horn push. Chromium plated, bar fixing.	HP18A	Horn push. Hexagonal metal body.
48	Horn push.	HP19	Horn push. Moulded body and knob.
HD77	Combined horn push and dipper switch.	HP79	Horn push. Retaining spring clip fixing.
	SS5	Single nut fixing.	Non-detachable knob.



HORN PUSHES

Part No.	Model	Method of Fixing	Special Features	Replaced by
†31000	48	2" clip	Black finish	31269
†31006	48	1½" clip	Black finish	31269
31071	SS5	Single hole, nut fixing	Chromium plated bezel, plain black knob	31107
31107	SS5	Single hole, nut fixing	Chromium plated bezel, plain walnut knob	—
31269	48	Flat base	Black finish	—
31272	SS5	Single hole, nut fixing	Chromium plated bezel, ivory knob	—
†31330	48	1½" clip	Black finish	31269
76204	4A	¾" clip	Chromium plated	—
76205	HP19	2-hole flange fixing	Moulded body, black knob	—
76208	HP19S	2-hole fixing	Moulded body, cream knob	76218
76210	4A	1" clip	Chromium plated	—
76211	HP19	2-hole flange fixing	Moulded body, cream knob	76205
76213	4A	2-hole fixing	Similar to 76210, but less clip	76210
76216	HP19	2-hole flange fixing	Moulded body, brown knob	—
76218	HP19	2-hole fixing	Moulded body, black knob	—
76224	HP79	Push-on; retaining spring clips	Black finish	—
380192 (†31269)	48	Flat base	Black finish	31269
†380293 (†31330)	48	1½" clip	Black finish	31269
762094 (†76205)	HP19	2-hole flange fixing	Moulded body, black knob	76205
762190	HP18A	Threaded recess	Hexagonal metal body, black knob	—

† See notes on page F6 ‡ Five figure number allocated under new procedure



HORN PUSHES, HORN PUSH AND DIPPER SWITCHES

COMBINED HORN PUSH AND DIPPER SWITCHES

Part No.	Model	Method of Fixing	Special Features	Replaced by
†31040	HD77	1½" clip	Black finish. Insulated return	31262
†31061	17	1½" clip	Black finish. Cover marked 'D' 'H'	31262
31076	17	Flat base, 1½" fixing screws	Black finish. Cover marked 'D' 'H'	31262
31262	HD77	Flat base, 1½" fixing screws	Black finish. Insulated return	—
31263	HD77	Flat base, 2" fixing screws	Black finish. Insulated return	31262
†31305	17	1½" clip	Brown finish. Cover marked 'D' 'H'	31262
†31324	HD77	1½" clip	Black finish. Earth return	31262
31325	HD77	Flat base, 2-hole fixing	Black finish. Earth return	31262
†31329	17	1½" clip	Black finish. Cover marked 'D' 'H'	31262
†31386	17	1½" clip	Brown finish. Cover marked 'D' 'H'	31262
31418	17	Flat base, 1½" fixing screws	Black finish. Cover marked 'D' 'H'	31262
31442	17	Flat base	Brown finish. Cover marked 'D' 'H'	31262
†380090	17	1½" clip	Black finish. Cover marked 'D' 'H'	31262
380148	16	Flat base, 2-hole fixing	Black finish. Cover marked 'D' 'H'	31262
†380150 (†31329)	17	1½" clip	Black finish. Cover marked 'D' 'H'	31262
380168	28	Flat base, 2-hole fixing	Black finish	31262
380191 (†31418)	17	Flat base, 1½" fixing screws	Black finish. Cover marked 'D' 'H'	31262
380234	15A	Flat base, 2-hole fixing	Black finish	31262

† In the interests of standardisation, this unit is now serviced by a standard replacement which is supplied less diecast base and clip. Past experience has shown that in normal circumstances the original base and clip do not need replacing and can be refitted to the new switch. However, should the replacement of these parts be necessary, they may be ordered separately.

The parts available are as follows:

Clip, 1½" diameter Part No. 380527
 Clip, 1½" diameter Part No. 380259

Clip, 1½" diameter Part No. 380126
 Clip, 2" diameter Part No. 380260

Base, diecast Part No. 380738

‡ Five figure number allocated under new procedure

Vehicle Application Reference

31107 SSS

Electricars D.P.C. Battery Vehicle 1954.
 Harborough Battery Vehicle 1951-54.
 Wales & Edwards 1 ton Van 1953-54.

31262 HD77

Allard 'J' 1949-54.
 Austin 'Champ' 1954; 'Cargo' Truck 1954; 25 cwt. Van and Ambulance 1948-54; 2 and 3 ton 1946-48; 2 and 5 ton 1949-54; Coach 1947-54.
 Commer All Models (except 8 cwt., 'Express', 4 ton (Insulated Return), 6 ton and R6 Models) 1939-54.
 Dennis 2 ton Truck, 3½ ton Petrol Wagon and 'Ace' Bus 1939.
 Guy 'Vixen' 1945-47; 'Wolf' 1946-47.
 Karrier 'Bantam' 1946-54; CK3 1939-50; 'Gamecock' 1953-54.
 M.G. 'Midget' 1939-50.
 Morris Commercial All Models (except LC, CV and CVS 1939-40) 1939-54.
 Reliant 750 c.c. 1939-54; 10 cwt. 3-wheeler 1951-54.
 Trojan 'Electrojan' 1951-53.

31269 48

Dennis Municipal and 'Pax' Forward Control 1940.
 H.R.G. 9 1946-52; 12 1939-52.
 Karrier 'Bantam' 1939-40.
 Lambourne 'Lamb-Kar' 1952.
 M.G. 'Midget' 1953.

76204 4A

Barrett Invalid Carriage 1949-54.
 Light Delivery Vehicles 'Bi-Van' and 'Tri-Van' 1949-51.
 Wessex Industries Delivery Van 1952-54.

76205 HP19

Austin Petrol Tanker 1951-54.
 Brush Battery Vehicle 1951-54.
 B.S.A. 'Scout' 1939-40.
 Clecco Electrics Battery Vehicle 1951-54.
 Diamond Motors Battery Vehicle 1951-54.
 Electricars Battery Vehicle 1951-54.
 Hindle Smart Battery Vehicle 1951-54.
 Jensen 6 ton 1946-47.
 Karrier 'Cob Junior' and 'Colt' 1939-40; 'Cob Senior' 1939.

76205 HP19—continued

Larmer Invalid Carriage 1948-54.
 M.G. 'Midget' 1954.
 Midland Vehicles Battery Vehicle 1951-54.
 Morgan Coupé 1939-54.
 Victor Electric Battery Vehicle 1951-54.

76210 4A

Fitt Invalid Carriage 1951-54.
 Gundle 3-wheel Delivery Van 1951-54.
 Invacar Invalid Carriage 1951-54.
 Morgan 3-wheeler 1948-52.

76216 HP19

Singer 4AC and 4AD 1952.

76218 HP19

Morgan 2- and 4-seater 1946-54.

76224 HP79

Standard 'Eight' and 10 1954.

762190 HP18A

Jensen 'Jen-Tug' 1952-54.
 Morris 5 cwt. 1939-51.

Supersession Chart

Whereas spare parts are available for all horns as shown on pages F2 and F3, certain complete horns are out of production. These are replaced by later models as shown below.

Part No.	Replaced by	Part No.	Replaced by	Part No.	Replaced by	Part No.	Replaced by
31000	*31269	69005	†	069206	069344	600981	‡069419
31006	*31269	69006	‡069419	069207	069248	600982	‡069419
31040	*31262	69007	‡069419	069213	069344	690653	069344
31061	*31262	69008	69040	069214	069343	690654	069344
31071	31107	69013	69040	069239	069225	690671	069344
31076	31262	69019	‡069419	069348	069343	690672	069344
31263	31262	69020	‡069419	069376	069343	690673	‡069419
31305	*31262	69021	‡069419	069399	069344	690674	‡069419
31324	*31262	69022	‡069419	069405	069269	690691	069344
31325	31262	69025	‡069419	069417	69011	690796	‡069419
31329	*31262	69026	‡069419	380090	31262	690797	‡069419
31330	*31269	70001	70048	380148	31262	700773	069343
31386	*31262	70025	70048	380150	*31262	700780	069344
31418	31262	70026	069344	380168	31262	701367	069248
31442	31262	70092	70048	380191	31262	701368	069248
69002	‡069419	76208	76218	380192	31269	762094	76205
69003	‡069419	76211	76205	380234	31262		
69004	†	76213	76210	380293	31269		

* Less clip and base—for details see note above † Return for repair ‡ Matched pair

LUCAS

IGNITION

DISTRIBUTORS, H.T. COILS MAGNETOS, SUPPRESSORS

For service purposes some distributors are supplied less clamping plate, actuating lever and driving dog, etc. (See Detailed Parts Section, pages G8 onwards, item No. 9 Distributor, service). If required these items should be ordered separately. Where service distributor is not shown, unit is supplied complete.

DISTRIBUTORS

Model Interpretation

Prefix

- B Ball Bearing.
- D Distributor.
- D1 1st Design.
- D2 2nd Design.
- D3 3rd Design.
- H Horizontal cable outlets.
- K Small cast iron body with moulded contact breaker base and die-cast auto-advance weights.
- KY Die-cast body with pressed steel contact breaker base.
- M Micro. control.
- P Porous Bushing.
- U Large cast iron body with moulded contact breaker base.

Prefix

- V Built-in vacuum control.
- X Hardened steel auto-advance mechanism.
- Z Rolling weights auto-advance mechanism.


Suffix Numerals

- 1 Suitable for single cylinder engines.
- 2 Suitable for twin cylinder engines.
- 4 Suitable for four cylinder engines.
- 6 Suitable for six cylinder engines.
- 8 Suitable for eight cylinder engines.

Prefix or Suffix

- *A Fitted with automatic advance and retard.

** This symbol is omitted from latest models as they are all fitted with automatic advance mechanism.*





DISTRIBUTORS

DISTRIBUTOR CAPS



400135



400181



400315



400316



402101



403228



404520



405829




407043



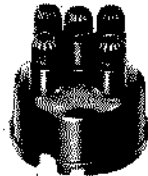
407279



407288



408369



409563



409603




409635



409974



411029



415146




415707



415708



417178



418183



421139



418857 (6 Cyl)
418859 (4 Cyl)



418861



418865



418871


Nut
410600



418888



418893




488858

For detailed spare parts, see pages G8-G29


DISTRIBUTORS



CONNECTORS AND LEADS



400034




407010
409568 (DK Type)



418946



414715 (DV Type)
418664 (DM Type)



419021



419023

ROTOR ARMS



400051



400052



400311



403865 (Clockwise)
403866 (Anti-Clock)



407030



407106



408355



408357



410335
410345



410351



410610



410876



411031



415088



418726

CONDENSERS



400308



407044



415140



420302 (DM2)
421487 (DM6)



405833



409613



418113

CONTACT SETS



400415




407050



403670 (2 Sets)




415359



419398



420196



420197


For detailed spare parts, see pages G8-G29

DISTRIBUTORS

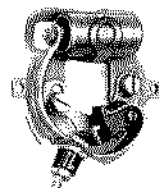
CONTACT BREAKERS



400164




414618



409614


HOUSING, MICROMETER



408913



408914

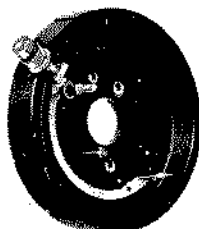


414713

BASES, CONTACT BREAKER



400001



403218



405488



405321



406469



407009




410520




418650



408940



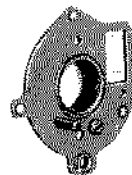
411087



415488



418886



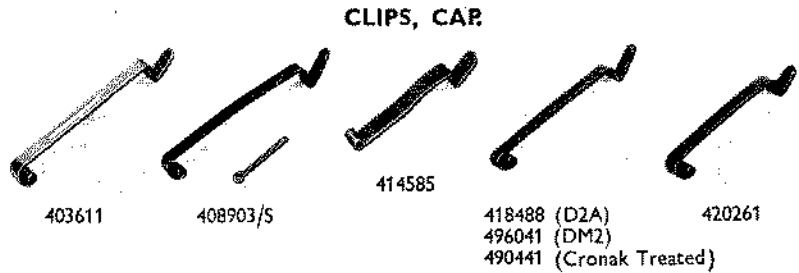
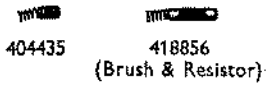
419235
419980 (With Pivot Pin)

For detailed spare parts, see pages G8-G29

DISTRIBUTORS



BRUSH AND SPRINGS



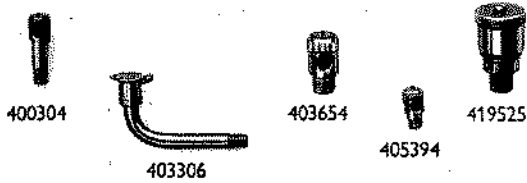
BUSHINGS



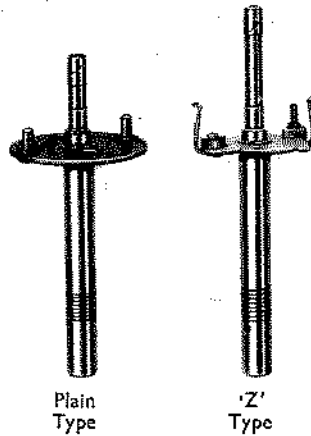
BEARINGS



LUBRICATORS

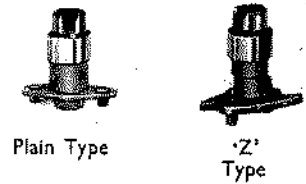


SHAFT & ACTION PLATES

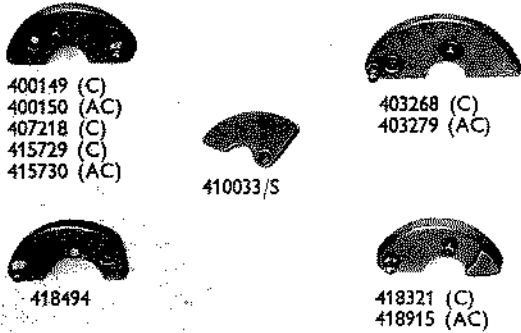


AUTO ADVANCE SPRINGS


* CAMS



AUTO ADVANCE WEIGHTS



TOGGLES



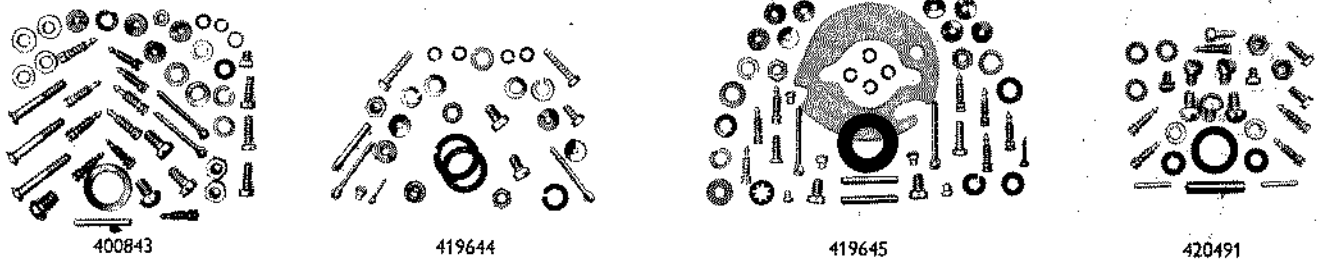
DRIVING DOGS AND SLEEVES



GEAR SETS



SUNDRY PARTS SETS



For detailed spare parts, see pages G8-G29

DISTRIBUTORS

CLAMPING PLATES AND TIMING LEVERS



401290



402080



404370



405337



405448



405588




412201



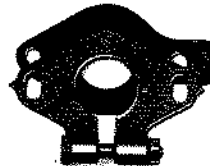
414909




414770



415158
418206 (Less
Timing Plate)



415256



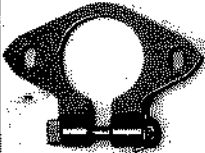
415731



411012




417497




417615



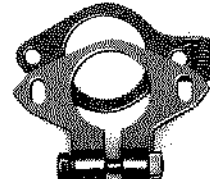
419833




419936



420151



420663



421191

MICROMETER LEVERS



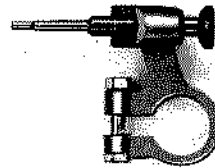
403957



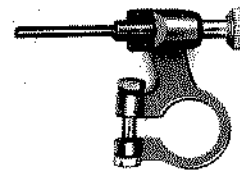
403959



417551
406028 (Granked)



407238



408370



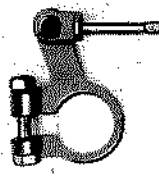
408468



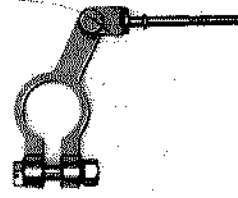
409596



409653



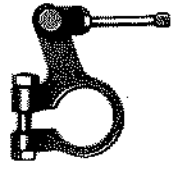
410581



410762



415473



417618

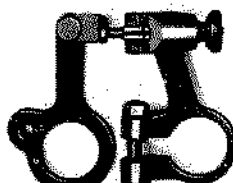
MICROMETER ASSEMBLIES



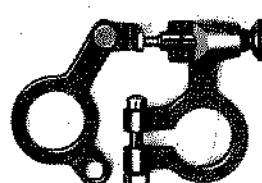
403831



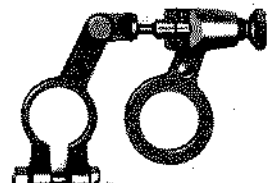
405903



406087



408352



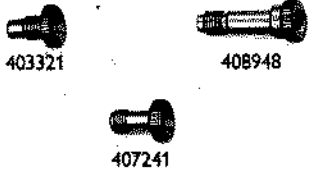
414950

For detailed spare parts, see pages G8-G29

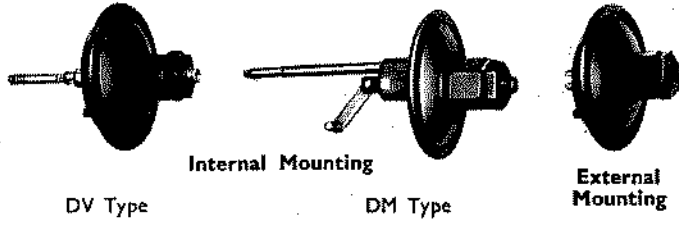
DISTRIBUTORS



MICRO ADJUSTING NUTS



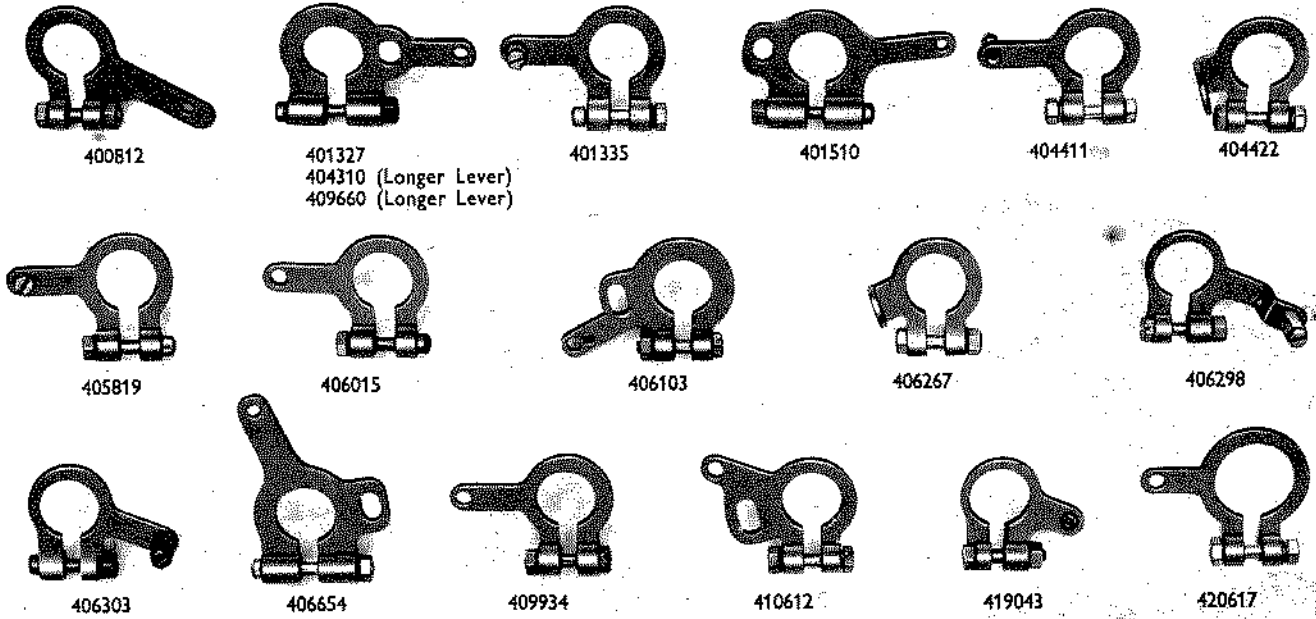
VACUUM CONTROL UNITS




MICRO DETAILS SET



ACTUATING LEVERS



BRACKETS, VACUUM CONTROL UNITS



For detailed spare parts, see pages G8-G29



DISTRIBUTORS

DETAILED SPARE PARTS

Part No.	40000A/D	*40007A/D	*40012A/B	40027A/B	40033A	40033B/D	40033E	40033F/J
Model	DZ6A	DKH4A	DUH6A	DKH4A	DZ6A	DVZ6A	DVZ6A	DVZ6A
Type	P25-0	FA42	BN139	V49-1	P29-1	P34	P34	P34
Rotation	Clock	Clock	Clock	Clock	Clock	Clock	Clock	Clock
Earth or Insulated Return	E.R.	E.R.	I.R.	E.R.	E.R.	E.R.	E.R.	E.R.
E.C.M. Curve Number	319	289	320	187	249	249	249	249
Range	14°-16°	11½°-13°	14°-16°	12°-14°	11½°-13½°	11½°-13½°	11½°-13½°	11½°-13½°
(1) Plate/lever — clamping, timing or micro	407238	404370	407238	405588	—	412201	412201	417615
(2) Vacuum control unit	402285	—	402306	—	402345	419071	419071	419071
(3) Housing, micrometer	—	—	—	—	—	414713	414713	414713
(4) Nut, micrometer adjusting	407241	—	403321	—	—	—	—	—
(5) Details set, micrometer	—	—	—	—	—	408989	408989	408989
(6) Bracket, vacuum control unit	406601	—	406601	—	406601	—	—	—
(7) Actuating lever	—	—	—	—	410581	—	—	—
(8) Dog or gear	—	406132	—	—	—	—	—	—
(9) Distributor, service	40000/S	*40007/S	*40012/S	40027/S	—	—	—	—
(10) Cap, distributor	407043	400316	404520	400316	407043	407043	407043	407043
(11) Nut, moulded	410600	—	—	—	410600	410600	410600	410600
(12) Brush and spring	404435	404435	404435	404435	404435	404435	404435	404435
(13) Rotor arm	415088	400051	410876	400051	415088	415088	415088	415088
(14) Contact breaker, complete	—	400164	—	400164	—	—	—	—
(15) Contact set	407050	400415	400415	400415	407050	407050	407050	407050
(16) Condenser (with base on DKY)	407044	400308	400308	400308	407044	407044	407044	407044
(17) Base, contact breaker	410520	400001	406469	400001	410520	408940	408940	408940
(18) Lead or connector, low tension	407010	400034	—	400034	407010	407010	407010	407010
(19) Lead, earth	—	—	—	—	—	414715	414715	414715
(20) Cam	410509	420588	419947	420588	410509	414707	414707	414707
(21) Spring set, auto-advance	410527/S	404455	408534/S	404458	416089/S	416089/S	416089/S	416089/S
(22) Toggle	—	400141	400141	400141	—	—	—	—
(23) Weight	410033/S	400149	403268	400149	410033/S	410033/S	410033/S	410033/S
(24) Shaft and action plate	410021	400284	404887	400116	410021	414704	414704	414704
(25) Lubricator	—	400304	400304	400304	—	—	—	—
(26) Bearing/bushing, top	404374	404374	—	404374	189272	189272	189295	189272
(27) Bushing	410590	410590	410590	410590	410590	410590	410590	410590
(28) Clip, cap retaining	420261	420261	420261	420261	420261	408903/S	408903/S	408903/S
(29) Sundry parts, set	400843	400843	400843	400843	400843	400843	400843	400843

Part No.	*40055B	*40056B/E	*40056F/J	*40057F/H	40058A	40058D/F	*40060A	40061A/D
Model	DKY4A	DKYH4A	DKYH4A	DKY4A	DKY4A	DKY4A	DZ6A	DVX4A
Type	BN157	A146	A146	GC29	A131	A131	C43-0	BQ23
Rotation	Clock	Clock	Clock	Anti-clock	Clock	Clock	Anti-clock	Anti-clock
Earth or Insulated Return	E.R.	E.R.	E.R.	E.R.	E.R.	E.R.	E.R.	E.R.
E.C.M. Curve Number	341	463	469	338	267	267	340	230
Range	16°-18°	9°-11°	9°-11°	22°-24°	14°-16°	14°-16°	11½°-13°	9°-11°
(1) Plate/lever — clamping, timing or micro	—	404422	404422	—	404422	404422	—	405588
(2) Vacuum control unit	400853	—	—	—	—	—	—	419064
(3) Housing, micrometer	—	—	—	—	—	—	—	408914
(4) Nut, micrometer adjusting	407241	—	—	—	—	—	—	408948
(5) Details set, micrometer	—	—	—	—	—	—	—	408989
(6) Bracket, vacuum control unit	410584	—	—	—	—	—	—	—
(7) Actuating lever	409653	—	—	—	—	—	410612	—
(8) Dog or gear	—	410601	410601	†	†	†	—	410601
(9) Distributor, service	*40055/S	*40056/S	*40056/S	*40057/S	40058/S	40058/S	*40060/S	—
(10) Cap, distributor	409563	409635	409635	409563	409563	409563	407043	408369
(11) Nut, moulded	410600	—	—	410600	410600	410600	410600	410600
(12) Brush and spring	404435	404435	404435	404435	404435	404435	404435	404435
(13) Rotor arm	400051	400051	400051	400052	400051	400051	407106	408357
(14) Contact breaker, complete	409614	409614	409614	409614	409614	409614	—	—
(15) Contact set	407050	407050	407050	407050	407050	407050	407050	407050
(16) Condenser (with base on DKY)	409613	409613	409613	409613	409613	409613	407044	407044
(17) Base, contact breaker	—	—	—	—	—	—	410520	408940
(18) Lead or connector, low tension	409568	409568	409568	409568	409568	409568	407010	407010
(19) Lead, earth	—	—	—	—	—	—	—	414715
(20) Cam	420588	420588	420588	496016	420588	420588	—	409921
(21) Spring set, auto-advance	405748/S	404461	419407	410137	405583	404598	410049/S	405396/S
(22) Toggle	400141	400141	400141	400141	—	400141	—	407131
(23) Weight	400149	400149	400149	400150	400149	400149	410033/S	415730
(24) Shaft and action plate	409651	409576	409576	409656	409579	409580	410022	409958
(25) Lubricator	—	—	—	—	—	—	—	—
(26) Bearing/bushing, top	404374	404374	404374	404374	404374	404374	404374	189272
(27) Bushing	410590	410590	410590	410590	410590	410590	410590	410590
(28) Clip, cap retaining	420261	420261	420261	420261	420261	420261	420261	408903/S
(29) Sundry parts, set	400843	400843	400843	400843	400843	400843	400843	400843

For illustrations, see pages G1-G7.

* See Supersession Chart

† Supplied by Vehicle Manufacturer

DISTRIBUTORS



DETAILED SPARE PARTS

*40042A DKYH4A S65 Anti-clock E.R. 333 16°-18°	*40042B/D DKZH4A S65 Anti-clock E.R. 333 16°-18°	*40045A DZ6A BS46-0 Clock E.R. 346 19°-21°	*40047A/D DZ6A BS48-0 Clock E.R. 307 10°-12½°	*40048A/F DKY4A DA34 Clock E.R. 279 14°-16°	*40050A/J DKYH4A S76 Anti-clock E.R. 314 9°-11°	40051A/B DK6A AA64-0 Clock E.R. 418 13°-15°	*40052A DKZH4A V105-0 Clock E.R. 282 12°-14°	40053A DKZH4A V106 Clock E.R. 332 9°-11°	40053B/H DKYH4A V106 Clock E.R. 463 9°-11°	40054A/E DKYH4A BQ22 Anti-clock E.R. 337 9°-11°
405588	405588	—	—	405903	405588	405903	405588	405588	405588	405588 (1)
—	—	—	—	—	—	—	—	—	—	(2)
—	—	—	—	—	—	—	—	—	—	(3)
—	—	—	—	403321	—	403321	—	—	—	(4)
—	—	—	—	408989	—	408989	—	—	—	(5)
—	—	—	—	—	—	—	—	—	—	(6)
—	—	406015	406015	—	—	—	—	—	—	(7)
410601	410601	—	—	†	410601	†	—	—	†	410601 (8)
*40042/S	*40042/S	*40045/S	*40047/S	*40048/S	*40050/S	40051/S	*40052/S	40053/S	40053/S	40054/S (9)
409635	409635	407043	407043	409563	409635	407043	409635	409635	409635	409635 (10)
—	—	410600	410600	410600	—	410600	—	—	—	(11)
404435	404435	404435	404435	404435	404435	404435	404435	404435	404435	404435 (12)
400052	400052	407030	407030	400051	400052	407030	400051	400051	400051	400052 (13)
409614	409614	—	—	409614	409614	—	409614	409614	409614	409614 (14)
407050	407050	407050	407050	407050	407050	407050	407050	407050	407050	407050 (15)
409613	409613	407044	407044	409613	409613	407044	409613	409613	409613	409613 (16)
—	—	410520	410520	—	—	410520	—	—	—	(17)
409568	409568	407010	407010	409568	409568	407010	409568	409568	409568	409568 (18)
—	—	—	—	—	—	—	—	—	—	(19)
496016	410027	410509	410509	420588	496016	419947	418426	418426	420588	496016 (20)
409644	—	410605/S	410605/S	404598	407206/S	407267/S	410604	410604	404461	409637/S (21)
400141	—	—	—	400141	400141	400141	—	—	400141	400141 (22)
400150	410033/S	410033/S	410033/S	400149	400150	400149	410033/S	410033/S	400149	400150 (23)
409592	—	410021	410021	409579	409588	407183	410021	410021	409576	409588 (24)
—	—	—	—	—	—	—	—	—	—	(25)
404374	404374	404374	404374	404374	404374	404374	404374	404374	404374	404374 (26)
410590	410590	410590	410590	410590	410590	410590	410590	410590	410590	410590 (27)
420261	420261	420261	420261	420261	420261	420261	420261	420261	420261	420261 (28)
400843	400843	400843	400843	400843	400843	400843	400843	400843	400843	400843 (29)

40061E DVX4A BQ23 Anti-clock E.R. 230 9°-11°	40061F/H DVX4A BQ23 Anti-clock E.R. 230 9°-11°	40062A/E DKY4A BP81 Anti-clock E.R. 372 14°-16°	40063B DY6A AA65-0 Anti-clock E.R. 420 16°-18°	40064A DKY4A AA66 Clock E.R. 233 23°-27°	40064B/F DKY4A AA66 Clock E.R. 393 18°-20°	*40066A DXH6A GC30 Clock E.R. 342 20°-23°	40068A/F D4A8 CW Clock E.R. 436 10½°-12°	40069A/B DK4A FA51 Anti-clock E.R. 95 16°-18°	40069D/H DKY4A FA51 Anti-clock E.R. 417 16°-18°	40070A/E DKYH4A S77 Anti-clock E.R. 230 9°-11°
405588	405588	405588	405903	405903	405903	—	411012	405588	—	(1)
419064	419064	—	—	—	—	—	‡404037	—	—	(2)
408914	408914	—	—	—	—	—	—	—	—	(3)
408948	408948	—	403321	403321	403321	—	—	—	—	(4)
408989	408989	—	408989	408989	408989	—	—	—	—	(5)
—	—	—	—	—	—	409660	—	—	—	(6)
—	—	—	—	—	—	—	—	—	—	(7)
410601	410601	—	—	—	—	—	405282	410601	405448	406287 (8)
—	—	40062/S	40063/S	40064/S	40064/S	*40066/S	—	40069/S	406298 (9)	
408369	408369	409563	407043	409563	409563	407279	418183	400135	410601	406298 (10)
410600	410600	410600	410600	410600	410600	—	—	410600	410601	410601 (11)
404435	404435	404435	404435	404435	404435	404435	404435	404435	404435	404435 (12)
408357	408357	400052	407030	400051	400051	407030	411031	400052	400052	400052 (13)
—	—	409614	—	409614	409614	—	§414618	400164	409614	409614 (14)
407050	407050	407050	407050	407050	407050	407050	415359	400415	407050	407050 (15)
407044	407044	409613	407044	409613	409613	407044	400308	400308	409613	409613 (16)
408940	408940	410520	410520	—	—	410520	—	400001	—	(17)
407010	407010	409568	407010	409568	409568	407010	—	400034	409568	409568 (18)
414715	414715	—	—	—	—	—	—	—	—	(19)
409921	409921	496016	419947	420588	420588	407168	—	496016	496016	496016 (20)
405396/S	405396/S	407371	417373	407226/S	405748/S	407256/S	—	406136/S	406136/S	408959/S (21)
407131	407131	400141	400141	400141	400141	407131	—	400141	400141	400141 (22)
415730	415730	400150	400149	400149	400149	415729	—	400150	400150	400150 (23)
409958	409958	409591	407185	409583	409582	407159	414630	400130	409592	409588 (24)
—	—	—	—	—	—	—	—	400304	—	(25)
189295	189272	404374	404374	404374	404374	404374	—	404374	404374	404374 (26)
410590	410590	410590	410590	410590	410590	410590	189315	410590	410590	410590 (27)
408903/S	408903/S	420261	420261	420261	420261	420261	414585	420261	420261	420261 (28)
400843	400843	400843	400843	400843	400843	400843	400843	400843	400843	400843 (29)

For illustrations, see pages G1-G7.

* See Supersession Chart

† Supplied by Vehicle Manufacturer

‡ Vacuum Brake Assembly

§ Complete with Cam, Bearing and Weights

continued



DISTRIBUTORS

DETAILED SPARE PARTS

Part No.	40071B	40071D/F	40074A/F	40076A/F	40077D	40079A/B	40079D	*40080A
Model	DKY4A	DKY4A	DKYH4A	DKYH4A	DU8A	DKX1A	DKX1A	DXH6A
Type	BU36	BU36	V113	V116	BS51	AC33-1	AC33	GC31
Rotation	Clock	Clock	Anti-clock	Clock	Clock	Clock	Clock	Clock
Earth or Insulated Return	E.R.	E.R.	E.R.	E.R.	E.R.	E.R.	E.R.	E.R.
E.C.M. Curve Number	363	363	347	348	350	242	242	351
Range	23°-27°	23°-27°	16°-18°	11½°-13°	12°-15°	9°-11°	9°-11°	14°-16°
(1) Plate/lever — clamping, timing or micro	406654	406654	403959	405588	406015	406105	406105	—
(2) Vacuum control unit	—	—	—	—	—	—	—	—
(3) Housing, micrometer	—	—	—	—	—	—	—	—
(4) Nut, micrometer adjusting	—	—	403321	—	—	—	—	—
(5) Details set, micrometer	—	—	408989	—	—	—	—	—
(6) Bracket, vacuum control unit	—	—	—	—	—	—	—	—
(7) Actuating lever	—	—	403957	—	—	—	—	409660
(8) Dog or gear	410601	410601	†	†	†	†	†	—
(9) Distributor, service	40071/S	40071/S	40074/S	40076/S	—	40079/S	40079/S	*40080/S
(10) Cap, distributor	409563	409563	409635	409635	488858	402101	402101	407279
(11) Nut, moulded	410600	410600	—	—	410600	—	—	—
(12) Brush and spring	404435	404435	404435	404435	404435	—	—	404435
(13) Rotor arm	400051	400051	400052	400051	411031	—	—	407030
(14) Contact breaker, complete	409614	409614	409614	409614	—	400164	400164	—
(15) Contact set	407050	407050	407050	407050	403670	400415	400415	407050
(16) Condenser (with base on DKY)	409613	409613	409613	409613	400308	400308	400308	407044
(17) Base, contact breaker	—	—	—	—	415488	400001	400001	410520
(18) Lead or connector, low tension	409568	409568	409568	409568	496086	400034	400034	407010
(19) Lead, earth	—	—	—	—	—	—	—	—
(20) Cam	420588	420588	496016	420588	496086	407932	407932	407168
(21) Spring set, auto-advance	407267/S	406136/S	416004/S	404461	408534/S	405395/S	405395/S	407360/S
(22) Toggle	400141	400141	400141	400141	400141	407131	407131	407131
(23) Weight	400149	400149	400150	400149	403268	415729	415729	415729
(24) Shaft and action plate	409583	409583	409592	409577	408532	416556	416556	407366
(25) Lubricator	—	—	—	—	403654	405394	—	—
(26) Bearing/bushing, top	404374	404374	404374	404374	189272	404374	404374	404374
(27) Bushing	410590	410590	410590	410590	410590	410590	410590	410590
(28) Clip, cap retaining	420261	420261	420261	420261	403611	420261	420261	420261
(29) Sundry parts, set	400843	400843	400843	400843	400843	400843	400843	400843

Part No.	*40096A	*40096B/D	40100A/E	*40103A/D	40105A/B	40105D	40107A/B	40109A
Model	DXH6A	DXH6A	DKH4A	DVXH4A	DVXH6A	DVXH6A	DX6A	DX6A
Type	GC38	GC38	CJ26	G71	G73	G73	BN172	WG2-0
Rotation	Clock	Clock	Anti-clock	Clock	Clock	Clock	Clock	Anti-clock
Earth or Insulated Return	E.R.	E.R.	E.R.	E.R.	E.R.	E.R.	E.R.	E.R.
E.C.M. Curve Number	357	382	362	403	403	403	355	369
Range	16°-18°	13°-15°	13°-15°	11°-13°	11°-13°	11°-13°	16°-18°	18°-20°
(1) Plate/lever — clamping, timing or micro	—	—	404411	414909	414909	414909	—	—
(2) Vacuum control unit	—	—	400898	419066	419066	419066	400890	—
(3) Housing, micrometer	—	—	—	408913	408913	408913	—	—
(4) Nut, micrometer adjusting	—	—	—	408948	408948	408948	407241	—
(5) Details set, micrometer	—	—	—	408989	408989	408989	408989	—
(6) Bracket, vacuum control unit	—	—	404410	—	—	—	406601	—
(7) Actuating lever	409660	409660	—	—	—	—	409653	410612
(8) Dog or gear	—	—	410601	410601	410601	410601	—	410601
(9) Distributor, service	*40096/S	*40096/S	40100/S	—	—	—	40107/S	40109/S
(10) Cap, distributor	407279	407279	400316	415707	415708	415708	407043	407043
(11) Nut, moulded	—	—	—	—	—	—	410600	410600
(12) Brush and spring	404435	404435	404435	404435	404435	404435	404435	404435
(13) Rotor arm	407030	407030	400052	408355	407030	407030	407030	407106
(14) Contact breaker, complete	—	—	400164	—	—	—	—	—
(15) Contact set	407050	407050	400415	407050	407050	407050	407050	407050
(16) Condenser (with base on DKY)	407044	407044	400308	407044	407044	407044	407044	407044
(17) Base, contact breaker	410520	410520	400001	408940	408940	408940	410520	410520
(18) Lead or connector, low tension	407010	407010	400034	407010	407010	407010	407010	407010
(19) Lead, earth	—	—	—	414715	414715	414715	—	—
(20) Cam	407168	407168	496016	409922	408999	408999	407168	407168
(21) Spring set, auto-advance	407231/S	405396/S	405396/S	416051/S	416051/S	416051/S	416004/S	416019/S
(22) Toggle	407131	407131	400141	407131	407131	407131	407131	407131
(23) Weight	415729	415729	400150	415729	415729	415729	415729	415730
(24) Shaft and action plate	407366	407366	400127	410767	408991	410767	416558	408475
(25) Lubricator	—	—	400304	—	—	—	—	—
(26) Bearing/bushing, top	404374	404374	404374	189272	189272	189272	404374	189272
(27) Bushing	410590	410590	410590	410590	410590	410590	410590	410590
(28) Clip, cap retaining	420261	420261	420261	408903/S	408903/S	408903/S	420261	420261
(29) Sundry parts, set	400843	400843	400843	400843	400843	400843	400843	400843

For illustrations, see pages G1-G7.

* See Supersession Chart

† Supplied by Vehicle Manufacturer

DISTRIBUTORS



DETAILED SPARE PARTS

40081A/F DKY4A CH28 Anti-clock E.R. 356 18°-20°	40085A DKY4A BN157-2 Clock E.R. 354 16°-18°	*40088A DKY4A BN169 Clock E.R. 355 16°-18°	40089A/E DKYH4A DA36 Clock E.R. 358 14°-16°	40090A/E DVX6A GF19-0 Anti-clock E.R. 289 11½°-13°	40091A/H DKY4A GC34 Anti-clock E.R. 338 22°-24°	40092A DXH6A GC36 Clock E.R. 357 16°-18°	40092B/E DXH6A GC36 Clock E.R. 382 13°-15°	40093A DXH6A GC37 Clock E.R. 351 14°-16°	40093B/D DXH6A GC37 Clock E.R. 351 14°-16°	40094A D9A2 EN7 Anti-clock E.R. 304 14°-16°
—	409653	409653	404422	415731	—	414950	414950	414950	414950	415158 (1)
—	400890	400890	—	419074	—	—	—	—	—	(2)
—	—	—	—	408914	—	—	—	—	—	(3)
—	407241	407241	—	—	403321	403321	403321	403321	403321	(4)
—	—	—	—	408989	408989	408989	408989	408989	408989	(5)
—	410584	410584	—	—	—	—	—	—	—	(6)
—	—	—	—	—	403957	410762	410762	408468	410762	(7)
—	—	—	†	—	†	—	—	—	—	(8)
40081/S	40085/S	*40088/S	40089/S	—	40091/S	40092/S	40092/S	40093/S	40093/S	40094/S (9)
409563	409563	409563	409635	407043	409563	407279	407279	407279	407279	415146 (10)
410600	410600	410600	—	410600	410600	—	—	—	—	(11)
404435	404435	404435	404435	404435	404435	404435	404435	404435	404435	(12)
400052	400051	400051	400051	407106	400052	407030	407030	407030	407030	(13)
409614	409614	409614	409614	—	409614	—	—	—	—	(14)
407050	407050	407050	407050	407050	407050	407050	407050	407050	407050	415359 (15)
409613	409613	409613	409613	407044	409613	407044	407044	407044	407044	415140 (16)
—	—	—	—	408940	—	410520	410520	410520	410520	(17)
409568	409568	409568	409568	407010	409568	407010	407010	407010	407010	(18)
—	—	—	—	414715	—	—	—	—	—	(19)
496016	420588	420588	420588	408999	496016	407168	407168	407168	407168	415138 (20)
416012/S	416001/S	416004/S	406136/S	404458	410137	407231/S	405396/S	407360/S	407360/S	405395/S (21)
400141	400141	400141	400141	407131	400141	407131	407131	407131	407131	407131 (22)
400150	400149	400149	400149	415730	400150	415729	415729	415729	415729	415730 (23)
409593	409651	409651	409580	415121	409656	407366	407366	407366	407366	415135 (24)
—	—	—	—	—	—	—	—	—	—	(25)
404374	404374	404374	404374	189272	404374	404374	404374	404374	404374	404374 (26)
410590	410590	410590	410590	410590	410590	410590	410590	410590	410590	410590 (27)
420261	420261	420261	420261	408903/S	420261	420261	420261	420261	420261	420261 (28)
400843	400843	400843	400843	400843	400843	400843	400843	400843	400843	400843 (29)

40109B DX6A WG2 Anti-clock E.R. 369 18°-20°	40109D DX6A WG2 Anti-clock E.R. 360 18°-20°	40110A/B DX6A C43 Anti-clock E.R. 340 8°-9½°	40112A DVX4A BS49 Clock E.R. 371 16°-18°	40113B DY6A AA76-0 Clock E.R. 372 14°-16°	40114A/B DVXH4A BQ28-0 Anti-clock E.R. 290 14°-16°	40115F DKYH4A AJ33 Clock E.R. 398 9°-11°	40115H DKYH4A AJ33 Clock E.R. 427 9°-11°	40116A DVXH6A T73-0 Clock E.R. 375 16°-18°	40116B DVXH6A T73-0 Clock E.R. 387 14°-16°	40116D/E DVZH6A T73 Clock E.R. 387 14°-16°
—	—	—	409934	405903	415158	—	—	415158	415158	418206 (1)
—	—	—	419065	—	418958	400922	400922	419066	419066	419066 (2)
—	—	—	408913	—	408914	—	—	408913	408913	408913 (3)
—	—	—	408948	403321	408948	—	—	408948	408948	408948 (4)
—	—	—	408989	408989	408989	—	—	408989	408989	408989 (5)
—	—	—	—	—	—	—	—	—	—	(6)
410612	410612	410612	—	—	—	405743	405743	—	—	(7)
410601	410601	—	†	†	410601	410601	410601	410601	410601	410601 (8)
40109/S	40109/S	40110/S	—	40113/S	409974	40115/S	40115/S	—	—	(9)
407043	407043	407043	408369	407043	409974	409635	409635	415708	415708	415708 (10)
410600	410600	410600	410600	410600	—	—	—	—	—	(11)
404435	404435	404435	404435	404435	404435	404435	404435	404435	404435	404435 (12)
407106	407106	407106	408355	407030	408357	400051	400051	407030	407030	418726 (13)
—	—	—	—	—	—	409614	409614	—	—	(14)
407050	407050	407050	407050	407050	407050	407050	407050	407050	407050	407050 (15)
407044	407044	407044	407044	407044	407044	409613	409613	407044	407044	407044 (16)
410520	410520	410520	408940	410520	408940	—	—	408940	408940	408940 (17)
407010	407010	407010	407010	407010	407010	409568	409568	407010	407010	407010 (18)
—	—	—	414715	—	414715	—	—	414715	414715	414715 (19)
407168	407168	407168	409922	419947	409921	420588	420588	408999	408999	414707 (20)
416019/S	416019/S	407326/S	416001/S	407371	406137/S	416076/S	416076/S	410754	410765	414734 (21)
407131	407131	407131	407131	400141	407131	400141	400141	407131	407131	(22)
415730	415730	415730	415729	400149	415730	400149	400149	415729	415729	410033/S (23)
408475	408475	407370	416525	407183	416400	409576	409576	410620	420191	414973 (24)
—	—	—	—	—	—	—	—	—	—	(25)
189295	189272	404374	189272	404374	189272	404374	404374	189272	189272	189272 (26)
410590	410590	410590	410590	410590	410590	410590	410590	410590	410590	410590 (27)
420261	420261	420261	408903/S	420261	408903/S	420261	420261	408903/S	408903/S	408903/S (28)
400843	400843	400843	400843	400843	400843	400843	400843	400843	400843	400843 (29)

For illustrations, see pages G1-G7.

* See Supersession Chart

† Supplied by Vehicle Manufacturer

continued



DISTRIBUTORS

DETAILED SPARE PARTS

Part No.	40116F DVZH6A	40116H DVZH6A	*40117B DKY4A BN169	*40117E DKY4A BN169	*40117F/H DKY4A BN169	40121A/H DKY2A AJ30	40123A/D DKYH4A BQ27	*40125A/D DVXH6A CC15
Model	T73	T73	BN169	BN169	BN169	AJ30	BQ27	CC15
Type	Clock	Clock	Clock	Clock	Clock	Clock	Anti-clock	Anti-clock
Rotation	E.R.	E.R.	E.R.	E.R.	E.R.	E.R.	E.R.	E.R.
Earth or Insulated Return	387	387	376	396	376	390	374	412
E.C.M. Curve Number	14°-16°	14°-16°	14°-16°	16°-18°	14°-16°	18°-20°	13°-15°	23°-27°
Range								
(1) Plate/lever — clamping, timing or micro	418206	417615	—	—	—	405588	415256	415158
(2) Vacuum control unit	419066	419066	419061	419171	419061	—	—	419064
(3) Housing, micrometer	408913	414713	—	—	—	—	—	408914
(4) Nut, micrometer adjusting	408948	408948	407241	407241	407241	—	—	408948
(5) Details set, micrometer	408989	408989	408989	408989	408989	—	—	408989
(6) Bracket, vacuum control unit	—	—	406601	406601	406601	—	—	—
(7) Actuating lever	—	—	409653	409653	409653	—	—	—
(8) Dog or gear	410601	410601	—	—	—	—	410601	410601
(9) Distributor, service	—	—	*40117/S	*40117/S	*40117/S	40121/S	40123/S	—
(10) Cap, distributor	417178	417178	409563	409563	409563	409603	409635	417178
(11) Nut, moulded	—	—	410600	410600	410600	410600	—	—
(12) Brush and spring	404435	404435	404435	404435	404435	404435	404435	404435
(13) Rotor arm	418726	418726	400051	400051	400051	400051	400052	407106
(14) Contact breaker, complete	—	—	409614	409614	409614	409614	409614	—
(15) Contact set	407050	407050	407050	407050	407050	407050	407050	407050
(16) Condenser (with base on DKY)	407044	407044	409613	409613	409613	409613	409613	407044
(17) Base, contact breaker	408940	408940	—	—	—	—	—	408940
(18) Lead or connector, low tension	407010	407010	409568	409568	409568	409568	409568	407010
(19) Lead, earth	414715	414715	—	—	—	—	—	414715
(20) Cam	414707	414707	420588	420588	420588	414915	496016	408999
(21) Spring set, auto-advance	414734	414734	416001/S	406137/S	416001/S	408541	406136/S	407267/S
(22) Toggle	—	—	400141	400141	400141	400141	400141	407131
(23) Weight	410033/S	410033/S	400149	400149	400149	400149	400150	415730
(24) Shaft and action plate	414973	414973	409651	409651	409651	409582	409591	416520
(25) Lubricator	—	—	—	—	—	—	—	—
(26) Bearing/bushing, top	189272	189272	404374	404374	404374	404374	404374	189272
(27) Bushing	410590	410590	410590	410590	410590	410590	410590	410590
(28) Clip, cap retaining	408903/S	408903/S	420261	420261	420261	420261	420261	408903/S
(29) Sundry parts, set	400843	400843	400843	400843	400843	400843	400843	400843

Part No.	40135E/H DVXH6A	*40137A/F DX6A BS52	40140A/B DVXH4A FJ6	40140D DVXH4A FJ6	40140E DVXH4A FJ6	40140F/H DVXH4A FJ6	40141A/F DKYH4A BN182	40142A/F DKY4A AA74
Model	T71	BS52	FJ6	FJ6	FJ6	FJ6	BN182	AA74
Type	Clock	Clock	Anti-clock	Anti-clock	Anti-clock	Anti-clock	Clock	Clock
Rotation	E.R.	E.R.	E.R.	E.R.	E.R.	E.R.	E.R.	E.R.
Earth or Insulated Return	266B	391	394A	394A	394A	394A	392	395
E.C.M. Curve Number	9°-11°	16°-18°	9°-11°	9°-11°	9°-11°	9°-11°	20°-23°	20°-23°
Range								
(1) Plate/lever — clamping, timing or micro	405588	—	—	—	—	—	—	405903
(2) Vacuum control unit	418958	—	419072	419072	419072	419072	402365	—
(3) Housing, micrometer	408913	—	408914	408914	408914	408914	—	—
(4) Nut, micrometer adjusting	408948	—	408948	408948	408948	408948	407241	403321
(5) Details set, micrometer	408989	—	408989	408989	408989	408989	408989	408989
(6) Bracket, vacuum control unit	—	—	—	—	—	—	415470	—
(7) Actuating lever	—	406015	—	—	—	—	415473	—
(8) Dog or gear	—	†	410601	410601	†	†	410601	—
(9) Distributor, service	—	*40137/S	—	—	—	—	40141/S	40142/S
(10) Cap, distributor	415708	407043	408369	409974	409974	409974	409635	409563
(11) Nut, moulded	—	410600	410600	—	—	—	—	410600
(12) Brush and spring	404435	404435	404435	404435	404435	404435	404435	404435
(13) Rotor arm	407030	407030	408357	408357	408357	408357	400051	400051
(14) Contact breaker, complete	—	—	—	—	—	—	409614	409614
(15) Contact set	407050	407050	407050	407050	407050	407050	407050	407050
(16) Condenser (with base on DKY)	407044	407044	407044	407044	407044	407044	409613	409613
(17) Base, contact breaker	408940	410520	408940	408940	408940	408940	—	—
(18) Lead or connector, low tension	407010	407010	407010	407010	407010	407010	409568	409568
(19) Lead, earth	414715	—	414715	414715	414715	414715	—	—
(20) Cam	408999	407168	409921	409921	409921	409921	420588	420588
(21) Spring set, auto-advance	407248/S	408540	415745	415745	415745	415745	416042/S	416047/S
(22) Toggle	—	407131	407131	407131	407131	407131	400141	400141
(23) Weight	415729	415729	415730	415730	415730	415730	400149	400149
(24) Shaft and action plate	408991	407366	409958	409958	409958	409958	409582	409582
(25) Lubricator	—	—	—	—	—	—	—	—
(26) Bearing/bushing, top	189272	404374	189272	189272	189295	189272	404374	404374
(27) Bushing	410590	410590	410590	410590	410590	410590	410590	410590
(28) Clip, cap retaining	408903/S	420261	408903/S	408903/S	408903/S	408903/S	420261	420261
(29) Sundry parts, set	400843	400843	400843	400843	400843	400843	400843	400843

For illustrations, see pages G1-G7.

* See Supersession Chart

† Supplied by Vehicle Manufacturer

DISTRIBUTORS



DETAILED SPARE PARTS

*40125E DVXH6A CC15 Anti-clock E.R. 355 16°-18°	40129A/B DKY4A FA71 Clock E.R. 340 8°-9½°	40129D/F DKYH4A FA71 Clock E.R. 340 8°-9½°	40130A DVX6A CM3-0 Anti-clock E.R. 386 20°-23°	40130B DVX6A CM3 Anti-clock E.R. 342 20°-23°	40130D/E DVX6A CM3 Anti-clock E.R. 342 20°-23°	*40131A DX6A CM3-0 Clock E.R. 386 20°-23°	*40131B DX6A CM3 Clock E.R. 342 20°-23°	40133A/E DX6A BN161 Clock E.R. 320D 14°-16°	40135A/B DVXH6A T71 Clock E.R. 266B 9°-11°	40135D DVXH6A T71 Clock E.R. 266B 9°-11°
415158	—	—	415256	415256	415256	415256	415256	—	405588	405588 (1)
419073	—	—	418958	418958	418958	—	—	400853	418958	418958 (2)
408914	—	—	408914	408914	408914	—	—	—	408913	408913 (3)
408948	—	—	408948	408948	408948	—	—	403321	408948	408948 (4)
408989	—	—	408989	408989	408989	—	—	408989	408989	408989 (5)
—	—	—	—	—	—	—	—	406601	—	— (6)
—	404370	404370	—	—	—	—	—	407238	—	— (7)
410601	—	410601	—	—	—	—	—	—	—	— (8)
—	40129/S	40129/S	—	—	—	*40131/S	*40131/S	40133/S	—	— (9)
417178	409563	409635	407043	407043	407043	407043	407043	407043	407288	415708 (10)
—	410600	—	410600	410600	410600	410600	410600	410600	—	— (11)
404435	404435	404435	404435	404435	404435	404435	404435	404435	404435	404435 (12)
407106	400051	400051	407106	407106	407106	407030	407030	407030	407030	407030 (13)
—	409614	409614	—	—	—	—	—	—	—	— (14)
407050	407050	407050	407050	407050	407050	407050	407050	407050	407050	407050 (15)
407044	409613	409613	407044	407044	407044	407044	407044	407044	407044	407044 (16)
408940	—	—	408940	408940	408940	410520	410520	410520	408940	408940 (17)
407010	409568	409568	407010	407010	407010	407010	407010	407010	407010	407010 (18)
414715	—	—	414715	414715	414715	—	—	—	414715	414715 (19)
408999	420588	420588	408999	408999	408999	407168	407168	407168	408999	408999 (20)
416004/S	416019/S	416019/S	406350	407256/S	407256/S	406350	407256/S	409644	407248/S	407248/S (21)
407131	400141	400141	407131	407131	407131	407131	407131	407131	407131	407131 (22)
415730	400149	400149	415730	415730	415730	415729	415729	415729	415729	415729 (23)
416543	409664	409576	416502	416502	416502	407159	407159	416512	408991	408991 (24)
—	—	—	—	—	—	—	—	—	—	— (25)
189272	404374	404374	189272	189295	189272	404374	404374	404374	189272	189295 (26)
410590	410590	410590	410590	410590	410590	410590	410590	410590	410590	410590 (27)
408903/S	420261	420261	408903/S	408903/S	408903/S	420261	420261	420261	408903/S	408903/S (28)
400843	400843	400843	400843	400843	400843	400843	400843	400843	400843	400843 (29)

40143A/D DX6A D8 Clock E.R. 396 16°-18°	40143E/F DX6A D8 Clock E.R. 396 16°-18°	40144A/B DKY4A V140 Clock E.R. 397 11°-13°	40144D/E DKY4A V140 Clock E.R. 409 20°-23°	40147A DVX6A BN186 Clock E.R. 399 13°-15°	40147B DVX6A BN186 Clock E.R. 399 13°-15°	40147D/H DVX6A BN186 Clock E.R. 399 13°-15°	*40148A/F DKY4A AE4 Anti-clock E.R. 405 18°-20°	40149A DVXH6A GC42 Clock E.R. 411 13°-15°	40149B DVXH6A GC42 Clock E.R. 411 13°-15°	40149D DVXH6A GC42 Clock E.R. 411 13°-15°
—	405903	415256	415256	—	—	415256	—	409660	405588	405588 (1)
—	—	—	—	419067	419067	419067	—	419066	419066	419066 (2)
—	—	—	—	408913	408913	408913	—	408913	408913	408913 (3)
—	403321	—	—	408948	408948	408948	—	408948	408948	408948 (4)
—	408989	—	—	408989	408989	408989	—	408989	408989	408989 (5)
—	—	—	—	—	—	—	—	—	—	— (6)
401510	—	—	—	—	—	—	406103	—	—	— (7)
—	—	410601	410601	—	—	410601	—	—	—	— (8)
40143/S	40143/S	40144/S	40144/S	—	—	—	*40148/S	—	—	— (9)
407043	407043	409563	409563	407043	407043	407043	409563	407288	407288	415708 (10)
410600	410600	410600	410600	410600	410600	410600	410600	—	—	— (11)
404435	404435	404435	404435	404435	404435	404435	404435	404435	404435	404435 (12)
407030	407030	400051	400051	407030	407030	407030	400052	407030	407030	407030 (13)
—	—	409614	409614	—	—	—	409614	—	—	— (14)
407050	407050	407050	407050	407050	407050	407050	407050	407050	407050	407050 (15)
407044	407044	409613	409613	407044	407044	407044	409613	407044	407044	407044 (16)
410520	410520	—	—	408940	408940	408940	—	408940	408940	408940 (17)
407010	407010	409568	409568	407010	407010	407010	409658	407010	407010	407010 (18)
—	—	—	—	414715	414715	414715	—	414715	414715	414715 (19)
407168	407168	420588	420588	408999	408999	408999	496016	408999	408999	408999 (20)
407256/S	407256/S	406699	417163	405396/S	405396/S	405396/S	416055/S	416012/S	416012/S	416012/S (21)
407131	407131	400141	400141	407131	407131	407131	400141	407131	407131	407131 (22)
415729	415729	400149	400149	415729	415729	415729	400150	415729	415729	415729 (23)
407159	407159	409577	409582	420191	420191	420191	416702	420191	420191	420191 (24)
—	—	—	—	—	—	—	—	—	—	— (25)
404374	404374	404374	404374	189272	189295	189272	404374	189272	189295	189295 (26)
410590	410590	410590	410590	410590	410590	410590	410590	410590	410590	410590 (27)
420261	420261	420261	420261	408903/S	408903/S	408903/S	420261	408903/S	408903/S	408903/S (28)
400843	400843	400843	400843	400843	400843	400843	400843	400843	400843	400843 (29)

For illustrations, see pages G1-G7.



DISTRIBUTORS

DETAILED SPARE PARTS

Part No.	40149E/F	40152A	40152B	40152E	40152H/J	40154A	40154B/D	40155A/B
Model	DVXH6A	DKYH4A	DKYH4A	DKYH4A	DKYH4A	DVXH4A	DVXH4A	DVXH6A
Type	GC42	A167	A167	A167	A167	G86	G86	G88
Rotation	Clock	Clock	Clock	Clock	Clock	Clock	Clock	Clock
Earth or Insulated Return	E.R.	E.R.	E.R.	E.R.	E.R.	E.R.	E.R.	E.R.
E.C.M. Curve Number	411	424	424	410	424	413	413	426
Range	13°-15°	7°-9°	7°-9°	9°-11°	7°-9°	18°-20°	18°-20°	16°-18°
(1) Plate/lever — clamping, timing or micro	405588	—	—	—	—	414909	414909	414909
(2) Vacuum control unit	419066	—	—	—	—	419066	419066	419066
(3) Housing, micrometer	408913	—	—	—	—	408913	408913	408913
(4) Nut, micrometer adjusting	408948	—	—	—	—	408948	408948	408948
(5) Details set, micrometer	408989	—	—	—	—	408989	408989	408989
(6) Bracket, vacuum control unit	—	—	—	—	—	—	—	—
(7) Actuating lever	—	—	—	—	—	—	—	—
(8) Dog or gear	—	417219	417219	417219	417219	410601	410601	410601
(9) Distributor, service	—	40152/S	40152/S	40152/S	40152/S	—	—	—
(10) Cap, distributor	415708	409635	409635	409635	409635	415707	415707	415708
(11) Nut, moulded	—	—	—	—	—	—	—	—
(12) Brush and spring	404435	404435	404435	404435	404435	404435	404435	404435
(13) Rotor arm	407030	400051	400051	400051	400051	408355	408355	407030
(14) Contact breaker, complete	—	409614	409614	409614	409614	—	—	—
(15) Contact set	407050	407050	407050	407050	407050	407050	407050	407050
(16) Condenser (with base on DKY)	407044	409613	409613	409613	409613	407044	407044	407044
(17) Base, contact breaker	408940	—	—	—	—	408940	408940	408940
(18) Lead or connector, low tension	407010	409568	409568	409568	409568	407010	407010	407010
(19) Lead, earth	414715	—	—	—	—	414715	414715	414715
(20) Cam	408999	420588	420588	420588	420588	409922	409922	408999
(21) Spring set, auto-advance	416103/S	416075/S	416075/S	417221	416075/S	416075/S	416075/S	416077/S
(22) Toggle	407131	400141	400141	400141	400141	407131	407131	407131
(23) Weight	415729	400149	400149	400149	400149	415729	415729	415729
(24) Shaft and action plate	420191	409577	409576	409576	409576	416521	419229	410736
(25) Lubricator	—	—	—	—	—	—	—	—
(26) Bearing/bushing, top	189272	404374	404374	404374	404374	189272	189272	189272
(27) Bushing	410590	410590	410590	410590	410590	410590	419231	410590
(28) Clip, cap retaining	408903/S	420261	420261	420261	420261	408903/S	408903/S	408903/S
(29) Sundry parts, set	400843	400843	400843	400843	400843	400843	400843	400843

Part No.	40165A/E	40166A	40167A	40167B/E	40167E/H	40172A/F	40173A/E	40174A
Model	DZ6A	DXH6A	DKY4A	DKY4A	DKY4A	DVX4A	DK6A	DKX4A
Type	P75-0	GF19	BP86	BP86	BP86	BN189	CJ30	BE2
Rotation	Clock	Anti-clock	Clock	Clock	Clock	Clock	Anti-clock	Clock
Earth or Insulated Return	E.R.	E.R.	E.R.	E.R.	E.R.	E.R.	E.R.	E.R.
E.C.M. Curve Number	260	289	428	437	437	430	368	300
Range	8°-10°	13°-15°	18°-20°	20°-23°	20°-23°	16°-18°	9°-11°	24°-27°
(1) Plate/lever — clamping, timing or micro	—	—	415256	415256	419833	405588	—	401327
(2) Vacuum control unit	402345	—	—	—	—	419066	—	—
(3) Housing, micrometer	—	—	—	—	—	408913	—	—
(4) Nut, micrometer adjusting	—	—	—	—	—	408948	—	—
(5) Details set, micrometer	—	—	—	—	—	408989	—	—
(6) Bracket, vacuum control unit	404912	—	—	—	—	—	—	—
(7) Actuating lever	417618	415731	—	—	—	—	—	—
(8) Dog or gear	—	—	410601	410601	410601	—	—	406106
(9) Distributor, service	40165/S	40166/S	40167/S	40167/S	40167/S	—	—	40174/S
(10) Cap, distributor	407043	407279	409563	409563	409563	408369	400181	400135
(11) Nut, moulded	410600	—	410600	410600	410600	410600	410600	410600
(12) Brush and spring	404435	404435	404435	404435	404435	404435	404435	404435
(13) Rotor arm	415088	407106	400051	400051	400051	408355	403866	400051
(14) Contact breaker, complete	—	—	409614	409614	409614	—	400164	400164
(15) Contact set	407050	407050	407050	407050	407050	407050	400415	400415
(16) Condenser (with base on DKY)	407044	407044	409613	409613	409613	407044	400308	400308
(17) Base, contact breaker	410520	410520	—	—	—	408940	400001	400001
(18) Lead or connector, low tension	407010	407010	409568	409568	409568	407010	400034	—
(19) Lead, earth	—	—	—	—	—	414715	—	—
(20) Cam	410509	407168	420588	420588	420588	409922	419947	408408
(21) Spring set, auto-advance	410048/S	404458	416042/S	407267/S	407267/S	416079/S	405396/S	407917
(22) Toggle	—	407131	400141	400141	400141	407131	400141	407131
(23) Weight	410033/S	415730	400149	400149	400149	415729	400150	415729
(24) Shaft and action plate	410021	416532	409582	409582	409582	416525	400107	416636
(25) Lubricator	—	—	—	—	—	—	400304	—
(26) Bearing/bushing, top	404374	189272	404374	404374	404374	189272	404374	404374
(27) Bushing	410590	410590	410590	410590	410590	410590	410590	410590
(28) Clip, cap retaining	420261	420261	420261	420261	420261	408903/S	420261	420261
(29) Sundry parts, set	400843	400843	400843	400843	400843	400843	400843	400843

For illustrations, see pages G1-G7.

DISTRIBUTORS



DETAILED SPARE PARTS

40156A DVXH6A GC40 Clock E.R. 382 13°-15°	40156B DVXH6A GC40 Clock E.R. 382 13°-15°	40156D DVXH6A GC40 Clock E.R. 382 13°-15°	40156E/F DVXH6A GC40 Clock E.R. 382 13°-15°	40157A DVXH6A A170 Clock E.R. 429 18°-20°	40157B/D DVXH6A A170 Clock E.R. 432 14°-16°	40158A/D DVXH4A AA79 Clock E.R. 392 20°-23°	40161A/F DX6A BN192 Clock E.R. 423 18°-20°	40162A/E DKY4A DA37 Clock E.R. 279 14°-16°	40163A DUH6A BN193 Clock I.R. 423 18°-20°	40164A/B DKZ4A P74-0 Clock E.R. 256 12½°-14½°
409660	405588	405588	405588	—	—	—	—	404422	—	— (1)
419073	419073	419073	419073	419066	419067	419067	417499	—	417499	402313 (2)
408913	408913	408913	408913	408913	408913	408913	—	—	—	— (3)
408948	408948	408948	408948	408948	408948	408948	403321	—	403321	— (4)
408989	408989	408989	408989	408989	408989	408989	408989	—	408989	— (5)
—	—	—	—	—	—	—	406601	—	406601	408374 (6)
—	—	—	—	—	—	—	407238	—	407238	417618 (7)
—	—	—	—	—	—	—	—	†	—	— (8)
407288	407288	415708	415708	417178	417178	409974	407043	40162/S	40163/S	40164/S (9)
—	—	—	—	—	—	—	410600	409563	404520	409563 (10)
404435	404435	404435	404435	404435	404435	404435	404435	410600	—	410600 (11)
407030	407030	407030	407030	407030	407030	408355	407030	404435	404435	404435 (12)
—	—	—	—	—	—	—	—	400051	410876	410610 (13)
407050	407050	407050	407050	407050	407050	407050	407050	409614	—	409614 (14)
407044	407044	407044	407044	407044	407044	407044	407044	407050	400415	407050 (15)
408940	408940	408940	408940	408940	408940	408940	410520	409613	400308	409613 (16)
407010	407010	407010	407010	407010	407010	407010	407010	—	406469	— (17)
414715	414715	414715	414715	414715	414715	414715	—	409568	—	407010 (18)
408999	408999	408999	408999	408999	408999	409922	407168	—	—	— (19)
405396/S	405396/S	405396/S	405396/S	416078/S	416082/S	410820/S	416035/S	420588	419947	418426 (20)
407131	407131	407131	407131	407131	407131	407131	407131	404598	489686/S	416083/S (21)
415729	415729	415729	415729	415729	415729	415729	415729	400141	400141	— (22)
420191	420191	420191	420191	416533	416533	417505	407159	400149	403268	410033/S (23)
—	—	—	—	—	—	—	—	409579	404888	410021 (24)
189272	189295	189295	189272	189272	189272	189272	404374	—	400304	— (25)
410590	410590	410590	410590	410590	410590	410590	410590	404374	410590	404374 (26)
408903/S	408903/S	408903/S	408903/S	408903/S	408903/S	408903/S	420261	410590	410590	410590 (27)
400843	400843	400843	400843	400843	400843	400843	400843	420261	420261	420261 (28)
—	—	—	—	—	—	—	—	400843	400843	400843 (29)

40175E/F DZ6A BS56-0 Clock E.R. 330 11½°-13°	40179A/D DX6A BS57 Clock E.R. 391 16°-18°	40181A DVXH6A A173 Clock E.R. 434 18°-20°	40182A/E DKY4A CH27 Anti-clock E.R. 359 20°-23°	40183A DU8A N13 Anti-clock E.R. 416 15°-16°	40189A/B DVX6A BN197 Clock E.R. 399 13°-15°	40192A/D DKY4A BP75 Anti-clock E.R. 264 16°-18°	40193A/B DKY4A AA61 Clock E.R. 403 11°-13°	40194A/B DKY4A G45 Clock E.R. 294 24°-27°	40195A/B DKYH4A V87 Clock E.R. 282 12°-14°	40196A/B DKYH4A S67 Anti-clock E.R. 282 12°-14°
—	406087	—	—	405588	—	405588	405903	408352	405588	— (1)
—	—	419067	—	—	419072	—	—	—	—	402314 (2)
—	—	408913	—	—	408913	—	—	—	—	— (3)
403321	403321	—	—	—	408948	—	403321	403321	—	— (4)
—	408989	408989	—	—	408989	—	408989	408989	—	— (5)
406087	—	—	—	—	—	—	—	—	—	406287 (6)
†	†	—	—	—	—	—	—	—	—	406298 (7)
40175/S	40179/S	—	40182/S	—	—	410601	—	410601	†	410601 (8)
407043	407043	417178	409563	488858	407043	40192/S	40193/S	40194/S	40195/S	40196/S (9)
410600	410600	—	410600	410600	410600	409563	409563	409563	409635	409635 (10)
404435	404435	404435	404435	404435	404435	410600	410600	410600	—	— (11)
407030	407030	400052	410345	407030	400052	404435	400051	404435	404435	404435 (12)
—	—	409614	—	—	409614	40614	40614	409614	409614	409614 (14)
407050	407050	407050	403670	407050	407050	407050	407050	407050	407050	407050 (15)
407044	407044	407044	409613	400308	407044	409613	409613	409613	409613	409613 (16)
410520	410520	408940	—	415488	408940	—	—	—	—	— (17)
407010	407010	407010	409568	—	407010	409568	409568	409568	409568	409568 (18)
—	—	414715	—	—	414715	—	—	—	—	— (19)
410509	407168	408999	496016	418317	408999	496016	420588	420588	420588	496016 (20)
416088/S	408540	407256/S	416004/S	418139	405396/S	407313	407248/S	409631/S	409636	409636 (21)
—	407131	407131	400141	400141	407131	400141	400141	400141	400141	400141 (22)
410033/S	415729	415729	400150	403297	415729	400150	400149	400149	400149	400150 (23)
410021	407366	416535	416702	408542	420191	409592	409583	409583	409577	409588 (24)
—	—	—	—	403654	—	—	—	—	—	— (25)
404374	404374	189272	404374	189272	189272	404374	404374	404374	404374	404374 (26)
410590	410590	410590	410590	410590	410590	410590	410590	410590	410590	410590 (27)
420261	420261	408903/S	420261	403611	408903/S	420261	420261	420261	420261	420261 (28)
400843	400843	400843	400843	400843	400843	400843	400843	400843	400843	400843 (29)

For illustrations, see pages G1-G7.

* See Supersession Chart

† Supplied by Vehicle Manufacturer

continued



DISTRIBUTORS

DETAILED SPARE PARTS

Part No.	40197A/B	*40198A/D	40199A/D	40199E	40200A/B	40200D	40201A/B	*40205A/B
Model	DKY4A	DVXH6A	DVXH6A	DVX6A	DVX6A	DVX6A	DVX4A	DKYH4A
Type	AA55	GC47	GC48	GC48	G97	G97	V140	A152
Rotation	Clock	Clock	Clock	Clock	Clock	Clock	Clock	Clock
Earth or Insulated Return	E.R.	E.R.	E.R.	E.R.	E.R.	E.R.	E.R.	E.R.
E.C.M. Curve Number	293	439	440	440	441	441	409	289
Range	14°-16°	16°-18°	13°-15°	13°-15°	9°-11°	9°-11°	20°-23°	11½°-13°
(1) Plate/lever — clamping, timing or micro	405903	414909	414909	414909	414909	414909	415256	406267
(2) Vacuum control unit	—	418958	419066	419066	419077	419077	419070	—
(3) Housing, micrometer	—	408913	408913	408913	408913	408913	408913	—
(4) Nut, micrometer adjusting	403321	408948	408948	408948	408948	408948	—	—
(5) Details set, micrometer	408989	408989	408989	408989	408989	408989	408989	—
(6) Bracket, vacuum control unit	—	—	—	—	—	—	—	—
(7) Actuating lever	—	—	—	—	—	—	—	—
(8) Dog or gear	—	410601	410601	410601	410601	410601	410601	†
(9) Distributor, service	40197/S	—	—	—	—	—	—	*40205/S
(10) Cap, distributor	409563	415708	415708	407043	407043	407043	408369	409635
(11) Nut, moulded	410600	—	—	410600	410600	410600	410600	—
(12) Brush and spring	404435	404435	404435	404435	404435	404435	404435	404435
(13) Rotor arm	400051	407030	407030	407030	407030	407030	408355	400051
(14) Contact breaker, complete	409614	—	—	—	—	—	—	409614
(15) Contact set	407050	407050	407050	407050	407050	407050	407050	407050
(16) Condenser (with base on DKY)	409613	407044	407044	407044	407044	407044	407044	409613
(17) Base, contact breaker	—	408940	408940	408940	408940	408940	408940	—
(18) Lead or connector, low tension	409568	407010	407010	407010	407010	407010	407010	409568
(19) Lead, earth	—	414715	414715	414715	414715	414715	414715	—
(20) Cam	420588	408999	408999	408999	408999	408999	409922	420588
(21) Spring set, auto-advance	405583	416136/S	416076/S	416076/S	409637/S	409637/S	418484	406350
(22) Toggle	400141	407131	407131	407131	407131	407131	407131	400141
(23) Weight	400149	415729	415729	415729	415729	415729	415729	400149
(24) Shaft and action plate	409580	410620	410767	410767	410737	419230	416521	409577
(25) Lubricator	—	—	—	—	—	—	—	—
(26) Bearing/bushing, top	404374	189272	189272	189272	189272	189272	189272	404374
(27) Bushing	410590	410590	410590	410590	410590	419231	410590	410590
(28) Clip, cap retaining	420261	408903/S	408903/S	408903/S	408903/S	408903/S	408903/S	420261
(29) Sundry parts, set	400843	400843	400843	400843	400843	400843	400843	400843

Part No.	40219A/B	40219D	40219E/F	40220A	*40221A	40223A	40224A	40225A
Model	DKYH4A	DKYH4A	DKYH4A	DK4A	DK4A	DULFH8A	DK4A	DKZ4A
Type	CJ32	CJ32	CJ32	AL8	RT	CW23-3	BN24-0	P27
Rotation	Anti-clock	Anti-clock	Anti-clock	Anti-clock	Anti-clock	Clock	Anti-clock	Clock
Earth or Insulated Return	E.R.	E.R.	E.R.	E.R.	E.R.	E.R.	E.R.	E.R.
E.C.M. Curve Number	455	455	455	187	77	312	77	225
Range	11°-13°	11°-13°	11°-13°	12°-14°	7°-8½°	8°-10°	7°-8½°	8°-10°
(1) Plate/lever — clamping, timing or micro	—	—	—	401335	405588	411012	—	408370
(2) Vacuum control unit	400898	418986	418986	402251	—	—	—	402313
(3) Housing, micrometer	—	—	—	—	—	—	—	—
(4) Nut, micrometer adjusting	—	—	—	—	—	—	—	407241
(5) Details set, micrometer	—	—	—	—	—	—	—	—
(6) Bracket, vacuum control unit	404410	404410	419042	406138	—	—	—	408374
(7) Actuating lever	404411	404411	419043	—	—	—	—	—
(8) Dog or gear	—	—	—	410601	—	405282	—	—
(9) Distributor, service	40219/S	40219/S	40219/S	40220/S	*40221/S	—	40224/S	40225/S
(10) Cap, distributor	409635	409635	409635	400135	400135	411029	400135	409563
(11) Nut, moulded	—	—	—	410600	410600	—	410600	410600
(12) Brush and spring	404435	404435	404435	404435	404435	404435	404435	404435
(13) Rotor arm	400052	400052	400052	400052	400052	411031	400052	410610
(14) Contact breaker, complete	409614	409614	409614	400164	400164	—	400164	409614
(15) Contact set	407050	407050	407050	400415	400415	403670	400415	407050
(16) Condenser (with base on DKY)	409613	409613	409613	400308	400308	400308	400308	409613
(17) Base, contact breaker	—	—	—	400001	400001	‡411087	400001	—
(18) Lead or connector, low tension	409568	409568	409568	400034	400034	—	400034	409568
(19) Lead, earth	—	—	—	—	—	—	—	—
(20) Cam	496016	496016	496016	496016	496016	—	496016	418426
(21) Spring set, auto-advance	416107/S	416107/S	416107/S	404458	405396/S	411045/S	405396/S	410046/S
(22) Toggle	400141	400141	400141	400141	400141	400141	400141	—
(23) Weight	400150	400150	400150	400150	400150	403268	400150	410033/S
(24) Shaft and action plate	409588	409588	409588	400127	400125	405281	400125	410021
(25) Lubricator	—	—	—	400304	400304	405394	400304	—
(26) Bearing/bushing, top	404374	404374	404374	404374	404374	189315	404374	404374
(27) Bushing	410590	410590	410590	410590	410590	—	410590	410590
(28) Clip, cap retaining	420261	420261	420261	420261	420261	403611	420261	420261
(29) Sundry parts, set	400843	400843	400843	400843	400843	400843	400843	400843

For illustrations, see pages G1-G7.

* See Supersession Chart

† Supplied by Vehicle Manufacturer

‡ Complete with Cam

DISTRIBUTORS



DETAILED SPARE PARTS

40206A DKY4A AE8 Anti-clock E.R. 445 18°-20°	40206D/E DKYH4A AE8 Anti-clock E.R. 445 18°-20°	40207A DVX6A C50 Anti-clock E.R. 340 8°-9½°	40207B DVX6A C50 Anti-clock E.R. 340 8°-9½°	40207D/E DVX6A C50 Anti-clock E.R. 378 14°-16°	40210A/B DVZ6A QX Clock E.R. 387 14°-16°	40215A/E DVZ6A P77 Clock E.R. 459 12°-14°	40216A/B DVXH6A BU41 Anti-clock E.R. 450 18°-20°	40217A DVXH4A BQ31 Anti-clock E.R. 453 16°-21°	40217B/E DVXH4A BQ31 Anti-clock E.R. 476 18°-20°	40218A/D DKYH4A T86 Anti-clock E.R. 454 14°-16°
—	—	415256	410612	419612	417615	419936	417615	415158	415158	— (1)
—	—	418958	418958	419066	419066	419071	419078	419078	419189	400881 (2)
—	—	408914	408914	408914	408913	414713	408914	408914	408914	— (3)
—	—	408948	408948	408948	408948	—	408948	408948	408948	— (4)
—	—	408989	408989	408989	408989	408989	408989	408989	408989	— (5)
—	—	—	—	—	—	—	—	—	—	406287 (6)
406103	406103	—	—	—	—	—	—	—	—	406298 (7)
—	—	—	—	—	410601	—	410601	410601	410601	410601 (8)
40206/S	40206/S	—	—	—	—	—	—	—	—	40218/S (9)
409563	409635	407043	407043	407043	407043	407043	415708	409974	409974	409635 (10)
410600	—	410600	410600	410600	410600	410600	—	—	—	— (11)
404435	404435	404435	404435	404435	404435	404435	404435	404435	404435	404435 (12)
400052	400052	407106	407106	407106	418726	415088	407106	408357	408357	400052 (13)
409614	409614	—	—	—	—	—	—	—	—	409614 (14)
407050	407050	407050	407050	407050	407050	407050	407050	407050	407050	407050 (15)
409613	409613	407044	407044	407044	407044	407044	407044	407044	407044	409613 (16)
—	—	408940	408940	408940	408940	408940	408940	408940	408940	— (17)
409568	409568	407010	407010	407010	407010	407010	407010	407010	407010	409568 (18)
—	—	414715	414715	414715	414715	414715	414715	414715	414715	— (19)
496016	496016	408999	408999	408999	414707	414707	408999	409921	409921	496016 (20)
415487	415487	407326/S	407326/S	405396/S	414734	410605/S	408959/S	407256/S	416125/S	416106/S (21)
400141	400141	407131	407131	407131	—	—	407131	407131	407131	400141 (22)
400150	400150	415730	415730	415730	410033/S	410033/S	415730	415730	415730	400150 (23)
416702	416702	416540	416540	420189	414973	414704	416502	416544	416523	409591 (24)
—	—	—	—	—	—	—	—	—	—	— (25)
404374	404374	189272	189272	189272	189272	189272	189272	189272	189272	404374 (26)
410590	410590	410590	410590	410590	410590	410590	410590	410590	410590	410590 (27)
420261	420261	408903/S	408903/S	408903/S	408903/S	408903/S	408903/S	408903/S	408903/S	420261 (28)
400843	400843	400843	400843	400843	400843	400843	400843	400843	400843	400843 (29)

40226A/B DZ6A P22 Clock E.R. 228 15°-17°	40228A DX6A FA73 Anti-clock E.R. 452 14°-16°	40228B/D DX6A FA73 Anti-clock E.R. 495 20°-23°	40230A/E DVX4A G100 Clock E.R. 467 20°-22°	40232A/B DKYH4A V154 Clock E.R. 463 9°-11°	40235A/B DX6A WG3 Anti-clock E.R. 471 12½°-13½°	40236A DKYH4A CJ32 Anti-clock E.R. 455 11°-13°	40236B/D DKYH4A CJ32 Anti-clock E.R. 493 11°-13°	40237A/B DKYH4A A177 Clock E.R. 410 9°-11°	40239A/B DVXH4A AE Anti-clock E.R. 372 14°-16°	40241A/B DKH4A FA81 Clock E.R. 340 11½°-13°
407238	415256	415256	414909	415256	—	—	—	—	402080	404370 (1)
402285	—	—	419066	—	—	—	—	—	419073	— (2)
—	—	—	408913	—	—	—	—	—	408914	— (3)
407241	—	—	408948	—	—	—	—	—	408948	— (4)
—	—	—	408989	—	—	—	—	—	408989	— (5)
406601	—	—	—	—	—	—	—	—	—	— (6)
—	—	—	—	—	410612	—	—	—	—	— (7)
—	410601	410601	410601	410601	—	—	—	417219	410601	410601 (8)
40226/S	40228/S	40228/S	—	40232/S	40235/S	40236/S	40236/S	40237/S	—	40241/S (9)
407043	407043	407043	408369	409635	407043	409635	409635	409635	409974	400316 (10)
410600	410600	410600	410600	—	410600	—	—	—	—	— (11)
404435	404435	404435	404435	404435	404435	404435	404435	404435	404435	404435 (12)
415088	407106	407106	408355	400051	407106	400052	400520	400051	408357	400051 (13)
—	—	—	—	409614	—	409614	409614	409614	—	— (14)
407050	407050	407050	407050	407050	407050	407050	407050	407050	407050	400415 (15)
407044	407044	407044	407044	409613	407044	409613	409613	409613	407044	400308 (16)
410520	410520	410520	408940	—	410520	—	—	—	408940	405448 (17)
407010	407010	407010	407010	409568	407010	409568	409568	409568	407010	400034 (18)
—	—	—	414715	—	—	—	—	—	414715	— (19)
410509	407168	407168	409922	420588	407168	496016	496016	420588	409921	420588 (20)
416029/S	407360/S	406136/S	416113/S	404461	419406	416107/S	416139/S	417221	419089	416019/S (21)
—	407131	407131	407131	400141	407131	400141	400141	400141	407131	400141 (22)
410033/S	415730	415730	418494	400149	415730	400150	400150	400149	415730	400149 (23)
410021	416546	408404	419661	409576	419433	409588	409588	409576	416400	400115 (24)
—	—	—	—	—	—	—	—	—	—	400304 (25)
404374	189272	189272	189272	404374	189272	404374	404374	404374	189272	404374 (26)
410590	410590	410590	419231	410590	410590	410590	410590	410590	410590	410590 (27)
420261	420261	420261	408903/S	420261	420261	420261	420261	420261	408903/S	420261 (28)
400843	400843	400843	400843	400843	400843	400843	400843	400843	400843	400843 (29)

For illustrations, see pages G1-G7.

continued



DISTRIBUTORS

DETAILED SPARE PARTS

Part No.	40244A/K	40245A	40245B/D	40249A/B	40251A/F	40252A/B	40252D	*40253A
Model	DM2P4	DVXH4A	DVX4A	DVX6A	DKYH4A	DM6	DM6	DULFH8A
Type	CW52	AE12	AE12	GC49	A169	CW53	CW53	XW7
Rotation	Clock	Anti-clock	Anti-clock	Clock	Clock	Clock	Clock	Clock
Earth or Insulated Return	E.R.	E.R.	E.R.	E.R.	E.R.	E.R.	E.R.	E.R.
E.C.M. Curve Number	484	479	479	439	469	487	487	308
Range	6½°-8½°	16°-18°	16°-18°	16°-18°	9°-11°	7°-9°	7°-9°	8°-10°
(1) Plate/lever — clamping, timing or micro	421191	402080	402080	414909	—	421191	421191	411012
(2) Vacuum control unit	419254	419165	419165	418958	—	419480	419480	—
(3) Housing, micrometer	—	408914	408914	408913	—	—	—	—
(4) Nut, micrometer adjusting	—	408948	408948	408948	—	—	—	—
(5) Details set, micrometer	—	408989	408989	408989	—	—	—	—
(6) Bracket, vacuum control unit	—	—	—	—	—	—	—	—
(7) Actuating lever	—	—	—	—	—	—	—	—
(8) Dog or gear	†	—	—	410601	410601	†	†	405282
(9) Distributor, service	—	—	—	—	40251/S	—	—	—
(10) Cap, distributor	418865	409974	408369	407043	409635	418857	418857	411029
(11) Nut, moulded	410600	—	410600	410600	—	410600	410600	—
(12) Brush and spring	404435	404435	404435	404435	—	418856	418856	404435
(13) Rotor arm	400051	408357	408357	407030	400051	418726	418726	411031
(14) Contact breaker, complete	—	—	—	—	409614	—	—	—
(15) Contact set	420196	407050	407050	407050	407050	419398	420197	403670
(16) Condenser (with base on DKY)	420302	407044	407044	407044	409613	421487	421487	400308
(17) Base, contact breaker	418650	408940	408940	408940	—	419235	419980	‡411087
(18) Lead or connector, low tension	418946	407010	407010	407010	409568	419021	419021	—
(19) Lead, earth	418664	414715	414715	414715	—	419023	419023	—
(20) Cam	496076	409921	409921	408999	420588	496074	496074	—
(21) Spring set, auto-advance	416131/S	416109/S	416109/S	406136/S	419407	416134/S	416134/S	411061
(22) Toggle	419149	407131	407131	407131	400141	419149	419149	400141
(23) Weight	418321	415730	415730	415729	400149	418321	418321	403268
(24) Shaft and action plate	421629	416552	416552	410620	409576	419258	419258	405281
(25) Lubricator	—	—	—	—	—	419525	419525	405394
(26) Bearing/bushing, top	—	189272	189272	189272	404374	—	—	189315
(27) Bushing	419430	410590	410590	410590	410590	—	—	—
(28) Clip, cap retaining	496041	408903/S	408903/S	408903/S	420261	496041	496041	403611
(29) Sundry parts, set	419644	400843	400843	400843	400843	419645	419645	400843

Part No.	40282A	40283A/B	40283D/E	40283F	40284A/E	40286A	40289A/J	40289K
Model	DY6A	DMB6	DMBZ6	DMBZ6	DM2P4	Special	DM2P4	DM2P4
Type	G47	G104	G104	G104	BN212	—	P79	P79
Rotation	Clock	Clock	Clock	Clock	Clock	Clock	Clock	Clock
Earth or Insulated Return	E.R.	E.R.	E.R.	E.R.	E.R.	E.R.	E.R.	E.R.
E.C.M. Curve Number	295	441	441	441	376	368	500	500
Range	16°-18°	9°-11°	9°-11°	9°-11°	16°-18°	9°-11°	14½°-16½°	14½°-16½°
(1) Plate/lever — clamping, timing or micro	408352	421191	421191	421191	421191	405337	414770	414770
(2) Vacuum control unit	—	419681	419681	419681	420755	—	419711	421662
(3) Housing, micrometer	—	—	—	—	—	—	—	—
(4) Nut, micrometer adjusting	403321	—	—	—	—	—	—	—
(5) Details set, micrometer	408989	—	—	—	—	—	—	—
(6) Bracket, vacuum control unit	—	—	—	—	—	—	—	—
(7) Actuating lever	—	—	—	—	—	—	—	—
(8) Dog or gear	410601	410601	410601	410601	410601	—	—	—
(9) Distributor, service	40282/S	—	—	—	—	—	—	—
(10) Cap, distributor	407043	418857	418857	418857	418871	405829	418865	418865
(11) Nut, moulded	410600	410600	410600	410600	—	—	410600	410600
(12) Brush and spring	404435	418856	418856	418856	418856	404435	418856	418856
(13) Rotor arm	407030	418726	418726	418726	400051	400051	400051	400051
(14) Contact breaker, complete	—	—	—	—	—	—	—	—
(15) Contact set	407050	419398	419398	420197	420196	407050	420196	420196
(16) Condenser (with base on DKY)	407044	421487	421487	421487	420302	405833	420302	420302
(17) Base, contact breaker	410520	419235	419235	419980	418650	405321	418650	418650
(18) Lead or connector, low tension	407010	419021	419021	419021	418946	—	418946	418946
(19) Lead, earth	—	419023	419023	419023	418664	—	418664	418664
(20) Cam	419947	496074	496079	496079	496076	420588	496078	496078
(21) Spring set, auto-advance	407206/S	416142/S	416142/S	421560/S	408382/S	406350	416088/S	416088/S
(22) Toggle	400141	418707	—	—	418707	400141	—	—
(23) Weight	400149	418321	410033/S	410033/S	418321	400149	410033/S	410033/S
(24) Shaft and action plate	409651	419680	419741	419741	419669	405363	419689	419689
(25) Lubricator	—	419525	419525	419525	—	405394	—	—
(26) Bearing/bushing, top	404374	189272	189272	189272	—	410590	—	—
(27) Bushing	410590	419673	419673	419673	419430	410590	419430	419430
(28) Clip, cap retaining	420261	496041	496041	496041	496041	490441	496041	496041
(29) Sundry parts, set	400843	419645	419645	419645	419644	400843	419644	419644

For illustrations, see pages G1-G7.

* See Supersession Chart

† Supplied by Vehicle Manufacturer

‡ Complete with Cam

DISTRIBUTORS



DETAILED SPARE PARTS

*40257A/D DKY4A BN208 Clock E.R. 366 14°-16°	40258A/B DKYH4A BN209 Clock E.R. 366 14°-16°	40262A/D DKYH4A BN206 Clock E.R. 490 14°-16°	40263A/B DVX6A GC50 Clock E.R. 355 16°-18°	*40264A/B DVXH6A CC16 Anti-clock E.R. 492 18°-20°	40269A/B DKY4A BN169 Clock E.R. 376 14°-16°	40270A/D DKY4A BN208 Clock E.R. 366 14°-16°	40276A/B DVX6A GC53 Clock E.R. 496 18°-20°	40277A/D DKYH4A CH33 Clock E.R. 356 16°-18°	40280A/B DVX6A BS62 Clock E.R. 330 11½°-13°	40281A DY6A C37 Clock E.R. 245 11½°-13°
—	—	—	414909	415158	—	—	414909	—	409934	— (1)
419171	419171	402365	419309	419073	400890	419171	419309	—	419065	— (2)
—	—	—	408913	408914	—	—	408913	—	408913	— (3)
407241	407241	407241	408948	408948	407241	407241	408948	—	408948	— (4)
408989	408989	408989	408989	408989	408989	408989	408989	—	408989	— (5)
406601	406601	415470	—	—	406601	406601	—	—	—	— (6)
409653	409653	415473	—	—	409653	409653	—	—	—	— (7)
—	—	410601	410601	410601	410601	410601	410601	—	—	410612 (7)
*40257/S	40258/S	40262/S	—	—	40269/S	40270/S	—	40277/S	—	— (8)
409563	409635	409635	407043	417178	409563	409563	407043	409563	407043	40281/S (9)
410600	—	—	410600	—	410600	410600	410600	410600	410600	407043 (10)
404435	404435	404435	404435	404435	404435	404435	404435	404435	404435	410600 (11)
400051	400051	400051	407030	407106	400051	400051	407030	400051	407030	404435 (12)
409614	409614	409614	—	—	409614	409614	—	409614	—	407030 (13)
407050	407050	407050	407050	407050	407050	407050	407050	407050	407050	— (14)
409613	409613	409613	407044	407044	409613	409613	407044	409613	407044	407050 (15)
—	—	—	408940	408940	—	—	408940	—	408940	407044 (16)
409568	409568	409568	407010	407010	409568	409568	407010	409568	407010	410520 (17)
—	—	—	414715	414715	—	—	414715	—	414715	407010 (18)
420588	420588	420588	408999	408999	420588	420588	408999	420588	408999	— (19)
416132/S	416132/S	416136/S	416004/S	416143/S	416026/S	416132/S	419457	416012/S	407326/S	419947 (20)
400141	400141	400141	407131	407131	400141	400141	407131	400141	407131	405395/S (21)
400149	400149	400149	415729	415730	400149	400149	415729	400149	415729	400141 (22)
409651	409651	409651	410620	416552	409651	409651	416522	409582	410737	400149 (23)
—	—	—	—	—	—	—	—	—	—	— (24)
404374	404374	404374	189272	189272	404374	404374	189272	404374	189272	404374 (26)
410590	410590	410590	410590	410590	410590	410590	410590	410590	410590	410590 (27)
420261	420261	420261	408903/S	408903/S	420261	420261	408903/S	420261	408903/S	420261 (28)
400843	400843	400843	400843	400843	400843	400843	400843	400843	400843	400843 (29)

40290A/D DMZ6 P80 Clock E.R. 448 10°-12°	40290E DMZ6 P80 Clock E.R. 448 10°-12°	40290H DMZ6 P80 Clock E.R. 448 10°-12°	40294A/B DVX4A BS50 Clock E.R. 502 11½°-13½°	40295A/E DM2P4 BN208 Clock E.R. 376 14°-16°	40297A/D DVZ6A P80 Clock E.R. 448 10°-12°	40299A/E DM2P4 BN214 Clock E.R. 504 17°-19°	40301A DVZ6A DC106 Clock E.R. 503 11°-13°	40301B/D DVZ6A DC106 Clock E.R. 280 14°-16°	*40305A/B DM6 DC126 Clock E.R. 503 11°-13°	*40305D DM6 DC126 Clock E.R. 503 11°-13°
414770	414770	414770	409934	421191	419936	421191	417615	417615	421191	421191 (1)
420941	420941	418630	419125	419738	419794	419832	419558	419558	419786	419786 (2)
—	—	—	408913	—	408913	—	408913	408913	—	— (3)
—	—	—	408948	—	—	—	408948	408948	—	— (4)
—	—	—	408989	—	408989	—	408989	408989	—	— (5)
—	—	—	—	—	—	—	—	—	—	— (6)
—	—	—	—	—	—	—	—	—	—	— (7)
—	—	—	†	—	—	410601	410601	418128	418128	418128 (8)
—	—	—	—	—	—	—	—	—	—	— (9)
418857	418857	418857	408369	418865	407043	418871	407043	407043	418857	418857 (10)
410600	410600	410600	410600	410600	410600	—	410600	410600	410600	410600 (11)
418856	418856	418856	404435	418856	404435	418856	404435	404435	418856	418856 (12)
418726	418726	418726	408355	400051	418726	400051	418726	418726	418726	418726 (13)
—	—	—	—	—	—	—	—	—	—	— (14)
419398	420197	420197	407050	420196	407050	420196	407050	407050	419398	420197 (15)
421487	421487	421487	407044	420302	407044	420302	407044	407044	421487	421487 (16)
419235	419980	419980	408940	418650	408940	418650	408940	408940	419235	419980 (17)
419021	419021	419021	407010	418946	407010	418946	407010	407010	419021	419021 (18)
419023	419023	419023	414715	418664	414715	418664	414715	414715	419023	419023 (19)
496079	496079	496079	409922	496076	414707	496076	414707	414707	496074	496074 (20)
410049/S	410049/S	410049/S	408382/S	408382/S	416145/S	416146/S	419831	416001/S	419901	419901 (21)
—	—	—	407131	418707	—	418707	—	—	418707	418707 (22)
410033/S	410033/S	410033/S	415729	418321	410033/S	418321	410033/S	410033/S	418321	418321 (23)
420909	420909	420909	419904	419669	414704	421153	414973	414973	419899	419899 (24)
419525	419525	419525	—	—	—	—	—	—	419525	419525 (25)
—	—	—	189272	—	189272	—	189272	189272	—	— (26)
—	—	—	410590	419430	410590	419430	410590	410590	—	— (27)
496041	496041	496041	408903/S	496041	408903/S	496041	408903/S	408903/S	496041	496041 (28)
419645	419645	419645	400843	419644	400843	419644	400843	400843	419645	419645 (29)

For illustrations, see pages G1-G7.

* See Supersession Chart

† Supplied by Vehicle Manufacturer

continued



DISTRIBUTORS

DETAILED SPARE PARTS

Part No.	40307A/D	40307E	40308A/B	40308D	*40310A	*40310B	*40311A/B	*40311D
Model	DM6	DM6	DM6	DM6	DM6	DM6	DM6	DM6
Type	BN192	BN192	BN215	BN215	DC	DC	DC119	DC119
Rotation	Clock	Clock	Clock	Clock	Clock	Clock	Clock	Clock
Earth or Insulated Return	E.R.	E.R.	E.R.	E.R.	E.R.	E.R.	E.R.	E.R.
E.C.M. Curve Number	423	423	399	399	503	503	280	280
Range	18°-20°	18°-20°	13°-15°	13°-15°	11°-13°	11°-13°	14°-16°	14°-16°
(1) Plate/lever — clamping, timing or micro	421191	421191	421191	421191	421191	421191	421191	421191
(2) Vacuum control unit	419890	419890	419923	419923	419786	419786	419786	419786
(3) Housing, micrometer	—	—	—	—	—	—	—	—
(4) Nut, micrometer adjusting	—	—	—	—	—	—	—	—
(5) Details set, micrometer	—	—	—	—	—	—	—	—
(6) Bracket, vacuum control unit	—	—	—	—	—	—	—	—
(7) Actuating lever	—	—	—	—	—	—	—	—
(8) Dog or gear	410601	410601	410601	410601	418128	418128	418128	418128
(9) Distributor, service	—	—	—	—	—	—	—	—
(10) Cap, distributor	418857	418857	418861	418861	418861	418861	418857	418857
(11) Nut, moulded	410600	410600	—	—	—	—	410600	410600
(12) Brush and spring	418856	418856	418856	418856	418856	418856	418856	418856
(13) Rotor arm	418726	418726	418726	418726	418726	418726	418726	418726
(14) Contact breaker, complete	—	—	—	—	—	—	—	—
(15) Contact set	419398	420197	419398	420197	419398	420197	419398	420197
(16) Condenser (with base on DKY)	421487	421487	421487	421487	421487	421487	421487	421487
(17) Base, contact breaker	419235	419980	419235	419980	419235	419980	419235	419980
(18) Lead or connector, low tension	419021	419021	419021	419021	419021	419021	419021	419021
(19) Lead, earth	419023	419023	419023	419023	419023	419023	419023	419023
(20) Cam	496074	496074	496074	496074	496074	496074	496074	496074
(21) Spring set, auto-advance	409631/S	409631/S	416151/S	416151/S	419901	419901	416115/S	416115/S
(22) Toggle	418707	418707	418707	418707	418707	418707	418707	418707
(23) Weight	418321	418321	418321	418321	418321	418321	418321	418321
(24) Shaft and action plate	419892	419892	419913	419913	419899	419899	419913	419913
(25) Lubricator	419525	419525	419525	419525	419525	419525	419525	419525
(26) Bearing/bushing, top	—	—	—	—	—	—	—	—
(27) Bushing	—	—	—	—	—	—	—	—
(28) Clip, cap retaining	496041	496041	496041	496041	496041	496041	496041	496041
(29) Sundry parts, set	419645	419645	419645	419645	419645	419645	419645	419645

Part No.	40332A	40333A/B	40333D	40336A	40337A/D	40339A/B	40339D	40339E
Model	DM2P4	D2AH4	D2AH4	DM2P4	DM2P4	DUH6A	DUH6A	DUH6A
Type	CJ33	A176	A176	CH34	BS63	BN223	BN223	BN223
Rotation	Anti-clock	Clock	Clock	Clock	Clock	Clock	Clock	Clock
Earth or Insulated Return	E.R.	E.R.	E.R.	E.R.	E.R.	I.R.	I.R.	I.R.
E.C.M. Curve Number	493	469	469	356	502	423	423	423
Range	11°-13°	9°-11°	9°-11°	18°-20°	11½°-13½°	18°-20°	18°-20°	18°-20°
(1) Plate/lever — clamping, timing or micro	—	—	—	—	420617	—	—	—
(2) Vacuum control unit	420918	—	—	419832	420278	417499	417499	417499
(3) Housing, micrometer	—	—	—	—	—	—	—	—
(4) Nut, micrometer adjusting	—	—	—	—	—	403321	403321	403321
(5) Details set, micrometer	—	—	—	—	—	408989	408989	408989
(6) Bracket, vacuum control unit	—	—	—	—	—	420383	406023	406023
(7) Actuating lever	—	—	—	—	—	417551	406028	406028
(8) Dog or gear	410601	410601	410601	—	—	410601	410601	410601
(9) Distributor, service	—	—	—	—	—	40339/S	40339/S	40339/S
(10) Cap, distributor	418871	418893	418893	418865	418865	404520	404520	404520
(11) Nut, moulded	—	—	—	410600	410600	—	—	—
(12) Brush and spring	418856	418856	418856	418856	418856	404435	404435	404435
(13) Rotor arm	400052	400051	400051	400051	400051	410876	410876	410876
(14) Contact breaker, complete	—	—	—	—	—	—	—	—
(15) Contact set	420196	407050	407050	420196	420196	400415	400415	400415
(16) Condenser (with base on DKY)	420302	418113	418113	420302	420302	400308	400308	400308
(17) Base, contact breaker	418650	418886	418886	418650	418650	406469	406469	406469
(18) Lead or connector, low tension	418946	—	—	418946	418946	—	—	—
(19) Lead, earth	418664	—	—	418664	418664	—	—	—
(20) Cam	496077	420944	420944	496076	496076	419947	419947	419947
(21) Spring set, auto-advance	420128/S	420492	420492	416167/S	408382/S	489686/S	489686/S	489686/S
(22) Toggle	418707	418707	418707	418707	418707	400141	400141	400141
(23) Weight	418915	418321	418321	418321	418321	403268	403268	403268
(24) Shaft and action plate	420114	420467	420467	419668	420274	404888	404888	404888
(25) Lubricator	—	—	—	—	—	400304	400304	405394
(26) Bearing/bushing, top	—	—	—	—	—	—	—	410590
(27) Bushing	419430	420064	419430	419430	419430	410590	410590	410590
(28) Clip, cap retaining	496041	418488	418488	496041	496041	420261	420261	420261
(29) Sundry parts, set	419644	420491	420491	419644	419644	400843	400843	400843

For illustrations, see pages G1-G7.

* See Supersession Chart

DISTRIBUTORS



DETAILED SPARE PARTS

*40312A/F DM6 T Clock E.R. 280 14°-16°	*40312H DM6 T Clock E.R. 280 14°-16°	40315A DK4A AO9 Anti-clock I.R. 187 11½°-13°	40317A DM2P4 AJ41 Clock E.R. 398 9°-11°	40318A/B DVXH4A AJ38 Clock E.R. 398 9°-11°	40319A DM2P4 BN213 Clock E.R. 508 15°-17°	40320A/B DM2P4 BN216 Clock E.R. 430 16°-18°	40321A/F DM2P4 BN180 Clock E.R. 393 18°-20°	40327A DM6 BN219 Clock E.R. 423 18°-20°	40327B DM6 BN219 Clock E.R. 423 18°-20°	40330A DM2P4 G95 Clock E.R. 467 20°-22°
421191	421191	—	421191	417497	421191	421191	421191	421191	421191	420151 (1)
419786	419786	402251	419972	419961	419738	420006	420278	419890	419890	420006 (2)
—	—	—	—	408913	—	—	—	—	—	— (3)
—	—	—	—	408948	—	—	—	—	—	— (4)
—	—	—	—	408989	—	—	—	—	—	— (5)
—	—	—	—	—	—	—	—	—	—	— (6)
—	—	401335	—	—	—	—	—	—	—	— (7)
410601	410601	410601	410601	410601	410601	—	—	410601	410601	410601 (8)
—	—	40315/S	—	—	—	—	—	—	—	— (9)
418857	418857	400135	418871	409974	418871	418865	418865	418861	418861	418871 (10)
410600	410600	410600	—	—	—	410600	410600	—	—	— (11)
418856	418856	404435	418856	404435	418856	418856	418856	418856	418856	418856 (12)
418726	418726	400052	400051	408355	400051	400051	400051	418726	418726	400051 (13)
—	—	—	—	—	—	—	—	—	—	— (14)
419398	420197	400415	420196	407050	420196	420196	420196	419398	420197	420196 (15)
421487	421487	400308	420302	407044	420302	420302	420302	421487	421487	420302 (16)
419235	419980	405488	418650	408940	418650	418650	418650	419235	419980	418650 (17)
419021	419021	400034	418946	407010	418946	418946	418946	419021	419021	418946 (18)
419023	419023	—	418664	414715	418664	418664	418664	419023	419023	418664 (19)
496074	496074	496016	496076	409921	496076	496076	496076	496074	496074	496076 (20)
416115/S	416115/S	404458	406136/S	406136/S	420418	416155/S	416168/S	409631/S	409631/S	416159/S (21)
418707	418707	400141	418707	407131	418707	418707	418707	418707	418707	— (22)
418321	418321	400150	418321	415729	418321	418321	410033/S	418321	418321	410033/S (23)
419913	419913	400127	419953	419962	419668	419668	419689	419892	419892	419689 (24)
419525	419525	400304	—	—	—	—	—	419525	419525	— (25)
—	—	404374	—	189272	—	—	—	—	—	— (26)
—	—	410590	419430	410590	419430	419430	419430	—	—	419430 (27)
496041	496041	420261	496041	408903/S	496041	496041	496041	496041	496041	496041 (28)
419645	419645	400843	419644	400843	419644	419644	419644	419645	419645	419644 (29)

40345A DX6A WG7 Anti-clock E.R. 520 17°-19°	40346A DX6A WG8 Anti-clock E.R. 521 20°-23°	40347A DKY2A AJ44 Clock E.R. 518 16°-18°	40354A DM6 C Clock E.R. 523 20°-23°	40355A DM2P4 A203 Clock E.R. 504 17°-19°	40356A DKY4A BP89 Clock E.R. 524 16°-18°	40357A DXH4A OM16 Clock E.R. 392 20°-23°	40358A/B D2AH4 A177 Clock E.R. 410 9°-11°	40358D D2AH4 A177 Clock E.R. 410 9°-11°	40359A/B DM6 DC Clock E.R. 527 13°-15°	40359D/E DM6 DC Clock E.R. 527 13°-15°
—	—	405588	421191	—	415256	415256	—	—	420663	420663 (1)
—	—	—	420005	420537	—	—	—	—	419786	419786 (2)
—	—	—	—	—	—	—	—	—	—	— (3)
—	—	—	—	—	—	—	—	—	—	— (4)
—	—	—	—	—	—	—	—	—	—	— (5)
—	—	—	—	—	—	—	—	—	—	— (6)
410612	410612	—	—	—	—	—	—	—	—	— (7)
410601	410601	—	410601	—	410601	410601	417219	417219	418128	418128 (8)
40345/S	40346/S	—	—	—	40356/S	40357/S	—	—	—	— (9)
407043	407043	409603	418861	418865	409563	415707	418893	418893	418857	418857 (10)
410600	410600	410600	—	410600	410600	—	—	—	410600	410600 (11)
404435	404435	404435	418856	418856	404435	404435	418856	418856	418856	418856 (12)
407106	407106	400051	418726	400051	400051	410351	400051	400051	418726	418726 (13)
—	—	409614	—	—	409614	—	—	—	—	— (14)
407050	407050	407050	419398	420196	407050	407050	407050	407050	419398	420197 (15)
407044	407044	409613	421487	420302	409613	407044	418113	418113	421487	421487 (16)
410520	410520	—	419235	418650	—	410520	418886	418886	419235	419980 (17)
407010	407010	409568	419021	418946	409568	407010	—	—	419021	419021 (18)
—	—	419023	418664	—	—	—	—	—	419023	419023 (19)
407168	407168	414915	496074	496076	420588	408408	420944	420944	496074	496074 (20)
405396/S	420393/S	420356	420623	416146/S	416109/S	410820/S	421497	421497	416180	416180 (21)
407131	407131	400141	418707	418707	400141	407131	418707	418707	418707	418707 (22)
415730	415730	400149	418321	418321	400149	415729	418321	418321	418321	418321 (23)
408475	408404	409582	420447	421153	409582	420465	420467	420467	420611	420611 (24)
—	—	—	419525	—	—	—	—	—	419525	419525 (25)
189272	189272	404374	—	—	404374	404374	—	—	—	— (26)
410590	410590	410590	—	419430	410590	410590	420064	419430	—	— (27)
420261	420261	420261	496041	496041	420261	420261	418488	418488	496041	496041 (28)
400843	400843	400843	419645	419644	400843	400843	420491	420491	419645	419645 (29)

For illustrations, see pages G1-G7.



DISTRIBUTORS

DETAILED SPARE PARTS

Part No.	40360A/B	40360D	40363A	40364A/B	40364D	40365A	*40366A	40367A/B
Model	DM6	DM6	DM2P4	DM6	DM6	DM2P4	DMX6	D2A4
Type	DC	DC	BP89	DC	DC	V164	C54	DA41
Rotation	Clock	Clock	Clock	Clock	Clock	Clock	Clock	Clock
Earth or Insulated Return	E.R.	E.R.	E.R.	E.R.	E.R.	E.R.	E.R.	E.R.
E.C.M. Curve Number	280	280	526	527	527	409D	523	364
Range	14°-16°	14°-16°	16°-18°	13°-15°	13°-15°	19°-22°	20°-23°	11°-13°
(1) Plate/lever — clamping, timing or micro	420663	420663	421191	421191	421191	421191	421191	—
(2) Vacuum control unit	419786	419786	420583	419786	419786	420006	420005	—
(3) Housing, micrometer	—	—	—	—	—	—	—	—
(4) Nut, micrometer adjusting	—	—	—	—	—	—	—	—
(5) Details set, micrometer	—	—	—	—	—	—	—	—
(6) Bracket, vacuum control unit	—	—	—	—	—	—	—	—
(7) Actuating lever	—	—	—	—	—	—	—	—
(8) Dog or gear	418128	418128	410601	418128	418128	410601	—	†
(9) Distributor, service	—	—	—	—	—	—	—	—
(10) Cap, distributor	418857	418857	418865	418857	418857	418865	418861	418888
(11) Nut, moulded	410600	410600	410600	410600	410600	410600	—	410600
(12) Brush and spring	418856	418856	418856	418856	418856	418856	418856	418856
(13) Rotor arm	418726	418726	400051	418726	418726	400051	418726	400051
(14) Contact breaker, complete	—	—	—	—	—	—	—	—
(15) Contact set	419398	420197	420196	419398	420197	420196	419398	407050
(16) Condenser (with base on DKY)	421487	421487	420302	421487	421487	420302	421487	418113
(17) Base, contact breaker	419235	419980	418650	419235	419980	418650	419235	418886
(18) Lead or connector, low tension	419021	419021	418946	419021	419021	418946	419021	—
(19) Lead, earth	419023	419023	418664	419023	419023	418664	419023	—
(20) Cam	496074	496074	496076	496074	496074	496076	420683	420944
(21) Spring set, auto-advance	416115/S	416115/S	416026/S	416180	416180	420658	420623	407267/S
(22) Toggle	418707	418707	418707	418707	418707	418707	418707	418707
(23) Weight	418321	418321	418321	418321	418321	418321	415729	418321
(24) Shaft and action plate	419913	419913	419669	420611	420611	419668	420680	420467
(25) Lubricator	419525	419525	—	419525	419525	—	419525	—
(26) Bearing/bushing, top	—	—	—	—	—	—	—	—
(27) Bushing	—	—	419430	—	—	419430	—	420064
(28) Clip, cap retaining	496041	496041	496041	496041	496041	496041	496041	418488
(29) Sundry parts, set	419645	419645	419644	419645	419645	419644	419645	420491

Part No.	40392A	40392B	40394A	40394B/D	40395A	*40396A/D	40401A/B	40403A
Model	DMX6	DMX6	DM6	DM6	DM2P4	DM2P4	DM6	DM2P4
Type	C54-1	C54-1	BS68	BS68	V166	BQ33-1	T93	V167
Rotation	Clock	Clock	Clock	Clock	Clock	Anti-clock	Clock	Clock
Earth or Insulated Return	E.R.	E.R.	E.R.	E.R.	E.R.	E.R.	E.R.	E.R.
E.C.M. Curve Number	540	540	542	542	543	544	546	550
Range	16°-18°	16°-18°	16°-18°	16°-18°	14°-16°	15°-17°	10°-12°	13°-15°
(1) Plate/lever — clamping, timing or micro	421191	421191	421191	421191	—	421191	421191	421191
(2) Vacuum control unit	421015	421015	421027	421027	421068	420918	421189	421221
(3) Housing, micrometer	—	—	—	—	—	—	—	—
(4) Nut, micrometer adjusting	—	—	—	—	—	—	—	—
(5) Details set, micrometer	—	—	—	—	—	—	—	—
(6) Bracket, vacuum control unit	—	—	—	—	—	—	—	—
(7) Actuating lever	—	—	—	—	—	—	—	—
(8) Dog or gear	410601	410601	410601	410601	410601	410601	410601	410601
(9) Distributor, service	—	—	—	—	—	—	—	—
(10) Cap, distributor	418861	418861	418857	418857	418871	418871	418857	418871
(11) Nut, moulded	—	—	410600	410600	—	—	410600	—
(12) Brush and spring	418856	418856	418856	418856	418856	418856	418856	418856
(13) Rotor arm	418726	418726	418726	418726	400051	400052	418726	400051
(14) Contact breaker, complete	—	—	—	—	—	—	—	—
(15) Contact set	419398	420197	419398	420197	420196	420196	420197	420196
(16) Condenser (with base on DKY)	421487	421487	421487	421487	420302	420302	421487	420302
(17) Base, contact breaker	419235	419980	419235	419980	418650	418650	419980	418650
(18) Lead or connector, low tension	419021	419021	419021	419021	418946	418946	419021	418946
(19) Lead, earth	419023	419023	419023	419023	418664	418664	419023	418664
(20) Cam	420683	420683	496074	496074	496076	496077	496074	496076
(21) Spring set, auto-advance	421018	421018	416194/S	416194/S	416193/S	416194/S	416111/S	421277
(22) Toggle	418707	418707	418707	418707	419149	418707	418707	418707
(23) Weight	415729	415729	418321	418321	418321	418915	418321	418321
(24) Shaft and action plate	421022	421022	418330	418330	421065	420917	421321	421065
(25) Lubricator	419525	419525	419525	419525	—	—	419525	—
(26) Bearing/bushing, top	—	—	—	—	—	—	—	—
(27) Bushing	—	—	—	—	419430	419430	—	419430
(28) Clip, cap retaining	496041	496041	496041	496041	496041	496041	496041	496041
(29) Sundry parts, set	419645	419645	419645	419645	419644	419644	419645	419644

For illustrations, see pages G1-G7.

* See Supersession Chart

† Supplied by Vehicle Manufacturer

DISTRIBUTORS



DETAILED SPARE PARTS

40367D D2A4 DA41 Clock E.R. 364 11°-13°	40368A/B D2A4 DA37 Clock E.R. 279 14°-16°	40368D D2A4 DA37 Clock E.R. 279 14°-16°	40369A/B D2A4 DA42 Clock E.R. 267 14°-16°	40369D D2A4 DA42 Clock E.R. 267 14°-16°	40372A DVX6A GC53 Clock E.R. 362 13°-15°	40375A DVXH6A YW10 Anti-clock E.R. 530 20°-23°	40376A/B DM2P4 T91 Anti-clock E.R. 230 9°-11°	40377A DM2P4 BQ31 Anti-clock E.R. 476 18°-20°	*40380A DM2P4 BQ33 Anti-clock E.R. 531 15°-17°	40386A DM2P4 BN216-1 Clock E.R. 538 20°-23°
—	—	—	—	—	414909	415158	421191	421191	421191	421191 (1)
—	—	—	—	—	419077	419073	420790	420791	420918	419254 (2)
—	—	—	—	—	408913	408914	—	—	—	— (3)
—	—	—	—	—	408948	408948	—	—	—	— (4)
—	—	—	—	—	408989	408989	—	—	—	— (5)
—	—	—	—	—	—	—	—	—	—	— (6)
—	—	—	—	—	—	—	—	—	—	— (7)
†	†	†	†	†	410601	410601	410601	410601	—	— (8)
—	—	—	—	—	—	—	—	—	—	— (9)
418888	418888	418888	418888	418888	407043	417178	421139	418871	418871	418865 (10)
410600	410600	410600	410600	410600	410600	—	—	—	—	410600 (11)
418856	418856	418856	418856	418856	404435	404435	418856	418856	418856	418856 (12)
400051	400051	400051	400051	400051	407030	407106	400052	400052	400052	400051 (13)
—	—	—	—	—	—	—	—	—	—	— (14)
407050	407050	407050	407050	407050	407050	407050	420196	420196	420196	420196 (15)
418113	418113	418113	418113	418113	407044	407044	420302	420302	420302	420302 (16)
418886	418886	418886	418886	418886	408940	408940	418650	418650	418650	418650 (17)
—	—	—	—	—	407010	407010	418946	418946	418946	418946 (18)
—	—	—	—	—	414715	414715	418664	418664	418664	418664 (19)
420944	420944	420944	420944	420944	408999	408999	496077	496077	496077	496076 (20)
407267/S	420756	420756	420757	420757	416051/S	407267/S	407267/S	407267/S	416194/S	416126/S (21)
418707	418707	418707	418707	418707	407131	407131	418707	418707	418707	418707 (22)
418321	418321	418321	418321	418321	415729	415730	418915	418915	418915	418321 (23)
420467	420670	420670	420672	420672	410767	416502	420830	420832	420917	419668 (24)
—	—	—	—	—	—	—	—	—	—	— (25)
—	—	—	—	—	189272	189272	—	—	—	— (26)
419430	420064	419430	420064	419430	410590	410590	419430	419430	419430	419430 (27)
418488	418488	418488	418488	418488	408903/S	408903/S	496041	496041	496041	496041 (28)
420491	420491	420491	420491	420491	400843	400843	419644	419644	419644	419644 (29)

40408A DMBZ6 G112 Clock E.R. 554 16°-18°	40410A DMBZ4 G113 Clock E.R. 552 19°-21°	40411A DVXH6A BU41-1 Anti-clock E.R. 555 11°-13°	40414A DM2P4 BN238 Clock E.R. 562 15°-17°	40417A DX6A WG11 Clock E.R. 555 16°-18°	40427A DM2P4 BN240 Clock E.R. 573 18°-20°	40430A DM2P4 BQ33-2 Anti-clock E.R. 544 15°-17°	40437A DM2P4 V176 Clock E.R. 580 19°-21°	*400203 DK6A BN16 Anti-clock E.R. 77 7°-8½°	*400206 DK4A BN24-0 Anti-clock E.R. 77 7°-8½°	*400290 DK4A AL3-1 Anti-clock I.R. 142 12°-14°
421191	420151	417615	421191	—	421191	421191	—	—	—	401335 (1)
421362	419681	419070	421456	—	420537	420918	421726	—	—	402251 (2)
—	—	408914	—	—	—	—	—	—	—	— (3)
—	—	408948	—	—	—	—	—	—	—	— (4)
—	—	408989	—	—	—	—	—	—	—	— (5)
—	—	—	—	—	—	—	—	—	—	406138 (6)
—	—	—	—	410612	—	—	—	—	—	— (7)
410601	410601	410601	410601	410601	410601	410601	410601	—	—	410601 (8)
—	—	—	—	40417/S	—	—	—	*400203/S	*400206/S	*400290/S (9)
418857	418859	415708	418871	407043	418871	418871	418871	400315	400135	400135 (10)
410600	410600	—	—	410600	—	—	—	410600	410600	410600 (11)
418856	418856	404435	418856	404435	418856	418856	418856	404435	404435	404435 (12)
418726	408355	407106	400051	407106	400051	400052	400051	403866	400052	400052 (13)
—	—	—	—	—	—	—	—	400164	400164	— (14)
420197	420197	407050	420196	407050	420196	420196	420196	400415	400415	400415 (15)
421487	421487	407044	420302	407044	420302	420302	420302	400308	400308	400308 (16)
419980	419980	408940	418650	410520	418650	418650	418650	400001	400001	405488 (17)
419021	419021	—	418946	407010	418946	418946	418946	400034	400034	400034 (18)
419023	419023	—	418664	—	418664	418664	418664	—	—	— (19)
496079	421368	408999	496076	407168	496076	496077	496076	419947	496016	496016 (20)
416172/S	410605/S	421374	421458	421488	421627	416194/S	421727	405396/S	405396/S	405395/S (21)
—	—	407131	419149	407131	418707	418707	418707	400141	400141	400141 (22)
410033/S	410033/S	415730	418321	415730	418321	418915	418321	400150	400150	400150 (23)
419741	419741	420007	420007	421485	421153	420917	419668	400125	400125	400127 (24)
—	—	—	—	—	—	—	—	400304	400304	400304 (25)
189272	189272	189272	—	189272	—	—	—	404374	404374	404374 (26)
419673	419673	410590	419430	410590	419430	419430	419430	410590	410590	410590 (27)
496041	496041	408903/S	496041	420261	496041	496041	496041	420261	420261	420261 (28)
419645	419645	400843	419644	400843	419644	419644	419644	400843	400843	400843 (29)

For illustrations, see pages G1-G7.

* See Supersession Chart

† Supplied by Vehicle Manufacturer



DISTRIBUTORS

DETAILED SPARE PARTS

Part No.	*403925	*404302	*404398	*404425	*404915	*405492	*405507	*405508
Model	DK6A	DK4A	DKH4A	DK4A	DUH6A	DK4A	DK4A	DK4A
Type	BN31-1	AL1-1	CJ7-2	CH5-1	V52-0	AJ12-1	BP55-0	BN86
Rotation	Anti-clock	Anti-clock	Anti-clock	Anti-clock	Clock	Clock	Anti-clock	Anti-clock
Earth or Insulated Return	E.R.	E.R.	E.R.	E.R.	E.R.	E.R.	E.R.	E.R.
E.C.M. Curve Number	77	142	148	359	143	150	173	77
Range	7°-8½°	12°-14°	13°-15°	20°-23°	14°-16°	16°-18°	14°-16°	7°-8½°
(1) Plate/lever — clamping, timing or micro	—	401335	404411	—	403831	405588	405588	—
(2) Vacuum control unit	—	402251	402251	—	—	—	—	—
(3) Housing, micrometer	—	—	—	—	—	—	—	—
(4) Nut, micrometer adjusting	—	—	—	—	403321	—	—	—
(5) Details set, micrometer	—	—	—	—	—	—	—	—
(6) Bracket, vacuum control unit	—	406138	404410	—	—	—	—	—
(7) Actuating lever	—	—	—	—	—	—	—	—
(8) Dog or gear	239303	410601	—	—	—	410601	—	220408
(9) Distributor, service	*403925/S	*404302/S	*404398/S	*404425/S	*404915/S	*405492/S	*405507/S	*405508/S
(10) Cap, distributor	400315	400135	400316	400135	404520	400135	400135	400135
(11) Nut, moulded	410600	410600	—	410600	—	410600	410600	410600
(12) Brush and spring	404435	404435	404435	404435	404435	404435	404435	404435
(13) Rotor arm	403866	400052	400052	400052	410876	400311	400052	400052
(14) Contact breaker, complete	400164	400164	400164	400164	—	400164	400164	400164
(15) Contact set	400415	400415	400415	400415	400415	400415	400415	400415
(16) Condenser (with base on DKY)	400308	400308	400308	400308	400308	400308	400308	400308
(17) Base, contact breaker	400001	400001	400001	400001	403218	400001	400001	400001
(18) Lead or connector, low tension	400034	400034	400034	400034	—	400034	400034	400034
(19) Lead, earth	—	—	—	—	—	—	—	—
(20) Cam	419947	496016	496016	496016	419947	420588	496016	496016
(21) Spring set, auto-advance	405396/S	404453	405396/S	405590	—	405396/S	404453	405396/S
(22) Toggle	400141	400141	400141	400141	400141	400141	400141	400141
(23) Weight	400150	400150	400150	400150	403268	400149	400150	400150
(24) Shaft and action plate	400210	400127	400210	400131	404887	400118	400127	400210
(25) Lubricator	400304	400304	400304	400304	400304	400304	400304	400306
(26) Bearing/bushing, top	—	404374	404374	404374	—	404374	404374	404374
(27) Bushing	—	410590	410590	410590	—	410590	410590	410590
(28) Clip, cap retaining	420261	420261	420261	420261	420261	420261	420261	420261
(29) Sundry parts, set	400843	400843	400843	400843	400843	400843	400843	400843

Part No.	*405567	*405568	*405569	*405570	*405580	*405585	*405601	*405616
Model	DK4A	DK4A	DK4A	DK4A	DK4A	DK4A	DK4A	DK4A
Type	G34	A110	A109	AE3-0	AA55	BU29	BN112-0	RT
Rotation	Clock	Clock	Clock	Anti-clock	Clock	Clock	Anti-clock	Anti-clock
Earth or Insulated Return	E.R.	E.R.	E.R.	E.R.	E.R.	E.R.	E.R.	E.R.
E.C.M. Curve Number	243	77	133	178	267	269	77	77
Range	24°-27°	7°-8½°	11½°-13°	18°-20°	14°-16°	24°-27°	7°-8½°	7°-8½°
(1) Plate/lever — clamping, timing or micro	408352	—	404422	406103	405903	406654	409596	405588
(2) Vacuum control unit	—	—	—	—	—	—	400853	—
(3) Housing, micrometer	—	—	—	—	—	—	—	—
(4) Nut, micrometer adjusting	—	—	—	—	—	—	—	—
(5) Details set, micrometer	—	—	—	—	—	—	—	—
(6) Bracket, vacuum control unit	—	—	—	—	—	—	409625	—
(7) Actuating lever	—	—	—	—	—	—	—	—
(8) Dog or gear	410601	410601	—	—	—	410601	—	—
(9) Distributor, service	*405567/S	*405568/S	*405569/S	*405570/S	*405580/S	*405585/S	*405601/S	*405616/S
(10) Cap, distributor	400135	400135	400135	400135	400135	400135	400135	400135
(11) Nut, moulded	410600	410600	410600	410600	410600	410600	410600	410600
(12) Brush and spring	404435	404435	404435	404435	404435	404435	404435	404435
(13) Rotor arm	400051	400051	400051	400052	400051	400051	400052	400052
(14) Contact breaker, complete	400164	400164	400164	400164	400164	400164	400164	400164
(15) Contact set	400415	400415	400415	400415	400415	400415	400415	400415
(16) Condenser (with base on DKY)	400308	400308	400308	400308	400308	400308	400308	400308
(17) Base, contact breaker	400001	400001	400001	400001	400001	400001	400001	400001
(18) Lead or connector, low tension	400034	400034	400034	400034	400034	400034	400034	400034
(19) Lead, earth	—	—	—	—	—	—	—	—
(20) Cam	420588	420588	420588	496016	420588	420588	496016	496016
(21) Spring set, auto-advance	405395/S	405396/S	407206/S	404437	405583	407344	405396/S	405396/S
(22) Toggle	400141	400141	400141	400141	400141	400141	400141	400141
(23) Weight	400149	400149	400149	400150	400149	400149	400150	400150
(24) Shaft and action plate	400122	400114	400116	400131	400118	400122	400125	400125
(25) Lubricator	400304	403306	403306	400304	403306	400304	400304	400304
(26) Bearing/bushing, top	404374	404374	404374	404374	404374	404374	404374	404374
(27) Bushing	410590	410590	410590	410590	410590	410590	410590	410590
(28) Clip, cap retaining	420261	420261	420261	420261	420261	420261	420261	420261
(29) Sundry parts, set	400843	400843	400843	400843	400843	400843	400843	400843

For illustrations, see pages G1-G7.

* See Supersession Chart

DISTRIBUTORS



DETAILED SPARE PARTS

	*405509 DK4A BP57-0 Anti-clock E.R. 195 16°-18°	*405510 DK4A M15-0 Clock E.R. 65 14°-16°	*405514 DK4A A102-0 Clock E.R. 226 18°-20°	*405515 DK4A AL8 Anti-clock E.R. 187 12°-14°	*405516 DK4A FA14-1 Anti-clock E.R. 95 16°-18°	*405541 DK4A AA47 Clock E.R. 233 24°-27°	*405543 DK4A BP62-0 Anti-clock E.R. 178 18°-20°	*405546 DK4A CH16 Anti-clock E.R. 222 21°-23°	*405556 DK4A DA27-0 Clock E.R. 199 14°-16°	*405557 DK4A DA23-1 Clock E.R. 171 12°-14°	*405558 DK4A AA47-1 Clock E.R. 233 24°-27°
405588	—	—	404422	401335	400812	405903	405588	—	405903	405903	405903 (1)
—	—	—	—	402251	—	—	—	—	—	—	(2)
—	—	—	—	—	—	—	—	—	—	—	(3)
—	—	—	—	—	—	—	—	—	—	—	(4)
—	—	—	—	—	—	—	—	—	—	—	(5)
—	—	—	—	406138	—	—	—	—	—	—	(6)
—	—	—	—	—	—	—	—	—	—	—	(7)
—	—	—	—	410601	410601	410601	410601	—	—	—	(8)
*405509/S	*405510/S	*405514/S	*405515/S	*405516/S	*405541/S	*405543/S	*405546/S	*405556/S	*405557/S	*405558/S	(9)
400135	400135	400135	400135	400135	400135	400135	400135	400135	400135	400135	400135 (10)
410600	410600	410600	410600	410600	410600	410600	410600	410600	410600	410600	410600 (11)
404435	404435	404435	404435	404435	404435	404435	404435	404435	404435	404435	404435 (12)
400052	400051	400051	400052	400052	400051	400052	400052	400051	400051	400051	400051 (13)
400164	400164	400164	400164	400164	400164	400164	400164	400164	400164	400164	400164 (14)
400415	400415	400415	400415	400415	400415	400415	400415	400415	400415	400415	400415 (15)
400308	400308	400308	400308	400308	400308	400308	400308	400308	400308	400308	400308 (16)
400001	400001	400001	400001	400001	400001	400001	400001	400001	400001	400001	400001 (17)
400034	400034	400034	400034	400034	400034	400034	400034	400034	400034	400034	400034 (18)
—	—	—	—	—	—	—	—	—	—	—	(19)
496016	420588	420588	496016	496016	420588	496016	496016	420588	420588	420588	420588 (20)
407321	406137/S	407321	404458	406136/S	407226/S	405590	404456	404456	405463/S	407226/S	407226/S (21)
400141	400141	400141	400141	400141	400141	400141	400141	400141	400141	400141	400141 (22)
400150	400149	400149	400150	400150	400149	400150	400150	400149	400149	400149	400149 (23)
400130	400118	400120	400127	400130	400122	400131	400132	400118	400116	400122	400122 (24)
400304	400304	400304	400304	400304	400304	400304	400304	400306	400306	400306	400306 (25)
404374	404374	404374	404374	404374	404374	404374	404374	404374	404374	404374	404374 (26)
410590	410590	410590	410590	410590	410590	410590	410590	410590	410590	410590	410590 (27)
420261	420261	420261	420261	420261	420261	420261	420261	420261	420261	420261	420261 (28)
400843	400843	400843	400843	400843	400843	400843	400843	400843	400843	400843	400843 (29)

	*405651 DKX4A BE2 Clock E.R. 300 23°-27°	*405945 DK6A BS14-2 Clock E.R. 96 11½°-13°	*405951 DK6A DC15-1 Clock E.R. 195 16°-18°	*405957 DK6A DA20-0 Clock E.R. 173 14°-16°	*405974 DK6A D-1 Clock E.R. 204 18°-20°	*405983 DK6A M14 Clock E.R. 96 11½°-13°	*405985 DK6A G25-1 Clock E.R. 206 24°-27°	*405994 DK6A GF16 Anti-clock E.R. 221 11½°-13°	*406017 DK6A M16 Clock E.R. 224 9°-11°	*406051 DK6A T31 Anti-clock E.R. 195 16°-18°	*406053 DK6A A104 Clock E.R. 237 16°-18°
401327	—	—	405903	401510	—	408352	—	406015	407238	405903	(1)
—	—	402305	—	—	—	—	402311	—	402365	—	(2)
—	—	—	—	—	—	—	—	—	—	—	(3)
—	—	—	403321	—	—	403321	403321	—	—	403321	(4)
—	—	—	—	—	—	—	—	—	—	—	(5)
—	—	—	—	—	—	—	—	—	—	—	(6)
—	—	—	—	—	—	—	—	406011	—	—	(7)
—	—	—	—	—	—	—	410601	—	—	—	(8)
*405651/S	*405945/S	*405951/S	*405957/S	*405974/S	*405983/S	*405985/S	*405994/S	*406017/S	*406051/S	*406053/S	(9)
400135	400181	400181	400181	400181	400181	400181	400181	400181	400181	400181	400181 (10)
410600	410600	410600	410600	410600	410600	410600	410600	410600	410600	410600	410600 (11)
404435	404435	404435	404435	404435	404435	404435	404435	404435	404435	404435	404435 (12)
400051	403865	403865	403865	403865	403865	403865	403866	403865	403866	403865	403865 (13)
400164	400164	400164	400164	400164	400164	400164	—	—	400164	400164	400164 (14)
400415	400415	400415	400415	400415	400415	400415	400415	400415	400415	400415	400415 (15)
400308	400308	400308	400308	400308	400308	400308	400308	400308	400308	400308	400308 (16)
400001	400001	400001	400001	400001	400001	400001	400001	400001	400001	400001	400001 (17)
400034	400034	400034	400034	400034	400034	400034	400034	400034	400034	400034	400034 (18)
—	—	—	—	—	—	—	—	—	—	—	(19)
408408	419947	419947	419947	405955	405955	405955	419947	405955	419947	405955	405955 (20)
407917	406135/S	407321	404453	404456	406135/S	405465	406066	405748/S	404436	406056	406056 (21)
407131	400141	400141	400141	400141	400141	400141	400141	400141	400141	400141	400141 (22)
415729	400149	400149	400149	400149	400149	400149	400150	400149	400150	400149	400149 (23)
407916	400095	400099	400095	400095	400100	400095	400100	405996	400107	400099	400099 (24)
400304	400304	400304	400304	400304	—	400304	400304	400304	400304	400304	400304 (25)
404374	404374	404374	404374	404374	404374	404374	404374	404374	404374	404374	404374 (26)
410590	410590	410590	410590	410590	410590	410590	410590	410590	410590	410590	410590 (27)
420261	420261	420261	420261	420261	420261	420261	420261	420261	420261	420261	420261 (28)
400843	400843	400843	400843	400843	400843	400843	400843	400843	400843	400843	400843 (29)

For illustrations, see pages G1-G7.

* See Supersession Chart

† Supplied by Vehicle Manufacturer

continued



DISTRIBUTORS

DETAILED SPARE PARTS

Part No.	*406054	*406068	*406069	*406070	*406071	*406078	*406262	*406269
Model	DK6A	DK6A	DK6A	DK6A	DK6A	DK6A	DKH4A	DKH4A
Type	A105	AA49-1	AA50-0	AA46-1	BS24	G36	V49-0	A95
Rotation	Clock	Clock	Clock	Clock	Clock	Clock	Clock	Clock
Earth or Insulated Return	E.R.	E.R.	E.R.	E.R.	E.R.	E.R.	E.R.	E.R.
E.C.M. Curve Number	239	186	202	148	252	237	187	289
Range	18°-20°	20°-23°	16°-18°	13°-15°	13°-15°	16°-18°	12°-14°	11½°-13°
(1) Plate/lever — clamping, timing or micro	405903	405903	405903	405903	406015	408352	403831	404422
(2) Vacuum control unit	—	—	—	—	—	—	—	—
(3) Housing, micrometer	—	—	—	—	—	—	—	—
(4) Nut, micrometer adjusting	403321	403321	403321	403321	—	403321	—	—
(5) Details set, micrometer	—	—	—	—	—	—	—	—
(6) Bracket, vacuum control unit	—	—	—	—	—	—	—	—
(7) Actuating lever	—	—	—	—	—	—	—	—
(8) Dog or gear	†	†	†	†	—	410601	—	—
(9) Distributor, service	*406054/S	*406068/S	*406069/S	*406070/S	*406071/S	*406078/S	*406262/S	*406269/S
(10) Cap, distributor	400181	400181	400181	400181	400181	400181	400316	400316
(11) Nut, moulded	410600	410600	410600	410600	410600	410600	—	—
(12) Brush and spring	404435	404435	404435	404435	404435	404435	404435	404435
(13) Rotor arm	403865	403865	403865	403865	403865	403865	400051	400051
(14) Contact breaker, complete	400164	400164	400164	400164	400164	400164	400164	400164
(15) Contact set	400415	400415	400415	400415	400415	400415	400415	400415
(16) Condenser (with base on DKY)	400308	400308	400308	400308	400308	400308	400308	400308
(17) Base, contact breaker	400001	400001	400001	400001	400001	400001	400001	400001
(18) Lead or connector, low tension	400034	400034	400034	400034	400034	400034	400034	400034
(19) Lead, earth	—	—	—	—	—	—	—	—
(20) Cam	419947	419947	419947	419947	405955	405955	420588	420588
(21) Spring set, auto-advance	406066	404454	403953	406135/S	409644	406056	404458	406350
(22) Toggle	400141	400141	400141	400141	400141	400141	400141	400141
(23) Weight	400149	400149	400149	400149	400149	400149	400149	400149
(24) Shaft and action plate	400100	400137	400099	400095	400095	400099	400116	400116
(25) Lubricator	403306	403306	403306	403306	400304	400304	400304	400304
(26) Bearing/bushing, top	404374	404374	404374	404374	404374	404374	404374	404374
(27) Bushing	410590	410590	410590	410590	410590	410590	410590	410590
(28) Clip, cap retaining	420261	420261	420261	420261	420261	420261	420261	420261
(29) Sundry parts, set	400843	400843	400843	400843	400843	400843	400843	400843

Part No.	*406345	*406346	*406352	*406353	406354	406551	*406566	*406567
Model	DKH4A	DKYH4A	DKH4A	DKH4A	DKH4A	DU6A	DU6A	DU6A
Type	V-AD	S65	AC39	CJ20	FA53	T22	AA32-2	BS15-1
Rotation	Clock	Anti-clock	Clock	Anti-clock	Clock	Anti-clock	Clock	Clock
Earth or Insulated Return	E.R.	E.R.	E.R.	E.R.	I.R.	E.R.	E.R.	E.R.
E.C.M. Curve Number	187	286	297	288	109	200	175	179
Range	11½°-13°	16°-18°	11½°-13°	14°-16°	11½°-13°	16°-18°	14°-16°	11½°-13°
(1) Plate/lever — clamping, timing or micro	405588	405588	—	404411	404370	—	405903	—
(2) Vacuum control unit	—	—	402251	—	—	402365	—	—
(3) Housing, micrometer	—	—	—	—	—	—	—	—
(4) Nut, micrometer adjusting	—	—	—	—	—	403321	403321	—
(5) Details set, micrometer	—	—	—	—	—	—	—	—
(6) Bracket, vacuum control unit	—	—	404410	—	—	—	—	—
(7) Actuating lever	—	—	—	—	—	407238	—	—
(8) Dog or gear	—	410601	410601	410601	406132	—	†	—
(9) Distributor, service	*406345/S	*406346/S	*406352/S	*406353/S	406354/S	406551/S	*406566/S	*406567/S
(10) Cap, distributor	400316	409635	400316	400316	400316	403228	403228	403228
(11) Nut, moulded	—	—	—	—	—	410600	410600	410600
(12) Brush and spring	404435	404435	404435	404435	404435	404435	404435	404435
(13) Rotor arm	400051	400052	400051	400052	400051	410876	410876	410876
(14) Contact breaker, complete	400164	409614	400164	400164	—	—	—	—
(15) Contact set	400415	407050	400415	400415	400415	400415	400415	400415
(16) Condenser (with base on DKY)	400308	409613	400308	400308	400308	400308	400308	400308
(17) Base, contact breaker	400001	—	400001	400001	405488	403218	403218	403218
(18) Lead or connector, low tension	400034	409568	400034	400034	400034	—	—	—
(19) Lead, earth	—	—	—	—	—	—	—	—
(20) Cam	420588	496016	420588	496016	420588	405955	419947	405955
(21) Spring set, auto-advance	404458	407231/S	407326/S	407206/S	404455	404842	404802	403288
(22) Toggle	400141	400141	400141	400141	400141	400141	400141	400141
(23) Weight	400149	400150	400149	400150	400149	403297	403268	403268
(24) Shaft and action plate	400116	409592	400116	400127	400284	—	404924	404866
(25) Lubricator	400304	—	400304	400304	400304	400304	400304	400304
(26) Bearing/bushing, top	404374	404374	404374	404374	404374	410590	410590	410590
(27) Bushing	410590	410590	410590	410590	410590	410590	410590	410590
(28) Clip, cap retaining	420261	420261	420261	420261	420261	420261	420261	420261
(29) Sundry parts, set	400843	400843	400843	400843	400843	400843	400843	400843

For illustrations, see pages G1-G7.

* See Supersession Chart

† Supplied by Vehicle Manufacturer

DISTRIBUTORS



DETAILED SPARE PARTS

*406274 DKH4A BN80-1 Anti-clock E.R. 146 3½°-4½°	*406283 DKH4A V65 Clock E.R. 188 9°-11°	*406284 DKH4A FA6-1 Clock E.R. 109 11½°-13°	*406291 DKH4A V62-0 Clock E.R. 188 9°-11°	*406318 DKH4A X48 Anti-clock E.R. 223 20°-23°	*406319 DKH4A S50-1 Anti-clock E.R. 187 12°-14°	*406320 DKH4A S54-2 Anti-clock E.R. 178 18°-20°	*406326 DKH4A O7-2 Anti-clock E.R. 248 14°-16°	*406333 DKH4A GC24-0 Anti-clock E.R. 141 21°-23°	*406335 DKH4A A110 Clock E.R. 188 9°-11°	*406341 DKH4A AC38-1 Clock E.R. 180 16°-18°
402080	403831	400812	405588	—	406298	406303	405588	405588	404422	— (1)
—	—	—	—	—	402314	402314	—	—	—	— (2)
—	—	—	—	—	—	—	—	—	—	— (3)
—	—	—	—	—	—	—	—	—	—	— (4)
—	—	—	—	—	—	—	—	—	—	— (5)
—	—	—	—	—	406287	—	—	—	—	— (6)
—	—	—	—	—	—	—	—	—	—	— (7)
—	—	406132	—	410601	410601	410601	410601	—	410601	410601 (8)
*406274/S	*406283/S	*406284/S	*406291/S	*406318/S	*406319/S	*406320/S	*406326/S	*406333/S	*406335/S	*406341/S
400316	400316	400316	400316	400316	400316	400316	400316	400316	400316	400316 (9)
—	—	—	—	—	—	—	—	—	—	— (10)
404435	404435	404435	404435	404435	404435	404435	404435	404435	404435	404435 (11)
400052	400051	400051	400051	400052	400052	400052	400052	400052	400051	400051 (12)
400164	400164	400164	400164	400164	400164	400164	400164	400164	400164	400164 (13)
400415	400415	400415	400415	400415	400415	400415	400415	400415	400415	400415 (14)
400308	400308	400308	400308	400308	400308	400308	400308	400308	400308	400308 (15)
400001	400001	400001	400001	400001	400001	400001	400001	400001	400001	400001 (16)
400034	400034	400034	400034	400034	400034	400034	400034	400034	400034	400034 (17)
—	—	—	—	—	—	—	—	—	—	— (18)
496016	420588	420588	420588	496016	496016	496016	496016	496016	420588	420588 (19)
404299/S	404461	404455	404461	404456	404458	404437	404644	416412	404461	404436 (20)
400141	400141	400141	400141	400141	400141	400141	400141	400141	400141	400141 (21)
400150	400149	400149	400149	400150	400150	400150	400150	400150	400149	400149 (22)
—	400115	400284	400115	400132	400127	400131	400130	400132	400116	400118 (23)
400304	400304	400304	400304	400304	400304	400304	400304	400304	400304	400304 (24)
404374	404374	404374	404374	404374	404374	404374	404374	404374	404374	404374 (25)
410590	410590	410590	410590	410590	410590	410590	410590	410590	410590	410590 (26)
420261	420261	420261	420261	420261	420261	420261	420261	420261	420261	420261 (27)
400843	400843	400843	400843	400843	400843	400843	400843	400843	400843	400843 (28)
—	—	—	—	—	—	—	—	—	—	— (29)

*406617 DU6A BU18 Clock E.R. 176 16°-18°	*406622 DUH6A FA7 Anti-clock E.R. 152 9°-11°	*407213 DX6A P23-2 Clock E.R. 231 11½°-13°	*407266 DX6A P29 Clock E.R. 249 11½°-13°	*407275 DX6A P32 Clock E.R. 260 9°-11°	407306 DY6A X47 Anti-clock E.R. 246 20°-23°	*407308 DY6A C37 Clock E.R. 245 11½°-13°	*407328 DY6A C41 Clock E.R. 265 11½°-13°	*407329 DY6A BN109 Clock E.R. 273 18°-20°	407330 DY6A DA29-1 Clock E.R. 268 11½°-13°	*407336 DY6A BN109-1 Clock E.R. 273 14°-16°
406654	400812	—	—	404912	401327	410612	410612	407238	—	407238 (1)
—	—	402313	402313	402345	—	—	—	402306	402306	402306 (2)
—	—	—	—	—	—	—	—	—	—	— (3)
—	—	407241	407241	407241	—	—	—	403321	403321	403321 (4)
—	—	—	—	—	—	—	—	—	—	— (5)
—	—	406601	406601	—	—	—	—	406601	—	406601 (6)
—	—	407238	407238	407238	—	—	—	—	—	— (7)
410601	410601	—	—	—	410601	—	—	—	†	— (8)
*406617/S	*406622/S	*407213/S	—	*407275/S	*407306/S	*407308/S	*407328/S	*407329/S	407330/S	*407336/S
403228	404520	407043	407043	407043	407043	407043	407043	407043	407043	407043 (9)
410600	—	410600	410600	410600	410600	410600	410600	410600	410600	410600 (10)
404435	404435	404435	404435	404435	404435	404435	404435	404435	404435	404435 (11)
410876	410876	407030	407030	407030	407106	407030	407030	407030	407030	407030 (12)
—	—	—	—	—	—	—	—	—	—	— (13)
400415	400415	407050	407050	407050	407050	407050	407050	407050	407050	407050 (14)
400308	400308	407044	407044	407044	407044	407044	407044	407044	407044	407044 (15)
403218	403218	407009	407009	407009	407009	407009	407009	407009	407009	407009 (16)
—	—	407010	407010	407010	407010	407010	407010	407010	407010	407010 (17)
—	—	—	—	—	—	—	—	—	—	— (18)
419947	419947	407220	407220	407220	419947	419947	419947	419947	419947	419947 (19)
—	403288/S	407231/S	407206/S	407326/S	407313	405395/S	406136/S	404436	410854	407341 (20)
400141	400141	407216	407216	407216	400141	400141	400141	400141	400141	400141 (21)
403268	403297	407218	407218	407218	400150	400149	400149	400149	400149	400149 (22)
404887	404561	407157	407157	407156	416702	—	—	407185	—	410619 (23)
400304	400304	—	—	—	—	—	—	—	—	— (24)
410590	410590	404374	404374	404374	404374	404374	404374	404374	404374	404374 (25)
410590	410590	410590	410590	410590	410590	410590	410590	410590	410590	410590 (26)
420261	420261	420261	420261	420261	420261	420261	420261	420261	420261	420261 (27)
400843	400843	400843	400843	400843	400843	400843	400843	400843	400843	400843 (28)
—	—	—	—	—	—	—	—	—	—	— (29)

For illustrations, see pages G1-G7.

* See Supersession Chart

† Supplied by Vehicle Manufacturer

continued



DISTRIBUTORS

DETAILED SPARE PARTS

Part No.	*407345	407348	*407349	*408376	*408380	*408656	*408662	*408664
Model	DY6A	DY6A	DY6A	DX4A	DX4A	DU6A	DU6A	DU6A
Type	G47-0	G48-0	G49-0	P27-1	P31-0	BU23	BU27	BU22-1
Rotation	Clock	Clock	Clock	Clock	Clock	Anti-clock	Anti-clock	Anti-clock
Earth or Insulated Return	E.R.	E.R.	E.R.	E.R.	E.R.	E.R.	E.R.	E.R.
E.C.M. Curve Number	295	292	298	225	256	238	153	201
Range	16°-18°	24°-27°	20°-23°	9°-11°	13°-15°	11½°-13°	18°-20°	18°-20°
(1) Plate/lever — clamping, timing or micro	408352	408352	408352	408370	408370	—	406654	—
(2) Vacuum control unit	—	—	—	402313	402313	—	—	—
(3) Housing, micrometer	—	—	—	—	—	—	—	—
(4) Nut, micrometer adjusting	403321	403321	403321	407241	407241	—	—	—
(5) Details set, micrometer	408989	408989	408989	—	—	—	—	—
(6) Bracket, vacuum control unit	—	—	—	408374	408374	—	—	—
(7) Actuating lever	—	—	—	—	—	—	—	—
(8) Dog or gear	410601	410601	410601	—	—	—	410601	—
(9) Distributor, service	*407345/S	407348/S	*407349/S	*408376/S	*408380/S	*408656/S	*408662/S	*408664/S
(10) Cap, distributor	407043	407043	407043	408369	408369	403228	403228	403228
(11) Nut, moulded	410600	410600	410600	410600	410600	410600	410600	410600
(12) Brush and spring	404435	404435	404435	404435	404435	404435	404435	404435
(13) Rotor arm	407030	407030	407030	408355	408355	410876	410876	410876
(14) Contact breaker, complete	—	—	—	—	—	—	—	—
(15) Contact set	407050	407050	407050	407050	407050	400415	400415	400415
(16) Condenser (with base on DKY)	407044	407044	407044	407044	407044	400308	400308	400308
(17) Base, contact breaker	410520	410520	410520	407009	407009	403218	403218	403218
(18) Lead or connector, low tension	407010	407010	407010	407010	407010	—	—	—
(19) Lead, earth	—	—	—	—	—	—	—	—
(20) Cam	419947	419947	419947	408354	408354	405955	400154	405955
(21) Spring set, auto-advance	407206/S	407344	405463/S	407248/S	408382/S	—	—	—
(22) Toggle	400141	400141	400141	407216	407216	400141	400141	400141
(23) Weight	400149	400149	400149	407218	407218	403297	403268	403297
(24) Shaft and action plate	407185	407189	—	407156	416539	404561	404888	406474
(25) Lubricator	—	—	—	—	—	400304	400304	400304
(26) Bearing/bushing, top	404374	404374	404374	404374	404374	410590	410590	410590
(27) Bushing	410590	410590	410590	410590	410590	410590	410590	410590
(28) Clip, cap retaining	420261	420261	420261	420261	420261	420261	420261	420261
(29) Sundry parts, set	400843	400843	400843	400843	400843	400843	400843	400843

Part No.	*409624	*409629	*409639	*409641	*409642	*409928	*409929	*409930
Model	DKYH4A	DKY4A	DKYH4A	DKY4A	DKY4A	DVX4A	DVX4A	DVXH4A
Type	S67	G45	V87-0	BP75	AA61	BQ14	BS36-1	DC62
Rotation	Anti-clock	Clock	Clock	Anti-clock	Clock	Anti-clock	Clock	Anti-clock
Earth or Insulated Return	E.R.	E.R.	E.R.	E.R.	E.R.	E.R.	E.R.	E.R.
E.C.M. Curve Number	282	294	282	264	303	282A	344	344
Range	11½°-13°	24°-27°	11½°-13°	16°-18°	11½°-13°	11½°-13°	17½°-20°	17½°-20°
(1) Plate/lever — clamping, timing or micro	406298	408352	405588	405588	405903	405588	409934	405588
(2) Vacuum control unit	402314	—	—	—	—	400853	419072	419063
(3) Housing, micrometer	—	—	—	—	—	408914	408913	408914
(4) Nut, micrometer adjusting	—	403321	—	—	403321	408948	408948	408948
(5) Details set, micrometer	—	—	—	—	—	408989	408989	408989
(6) Bracket, vacuum control unit	406287	—	—	—	—	—	—	—
(7) Actuating lever	—	—	—	—	—	—	—	—
(8) Dog or gear	410601	410601	—	410601	—	410601	†	410601
(9) Distributor, service	*409624/S	*409629/S	*409639/S	*409641/S	*409642/S	—	—	—
(10) Cap, distributor	409635	409563	409635	409563	409563	408369	408369	409974
(11) Nut, moulded	—	410600	—	410600	410600	410600	410600	—
(12) Brush and spring	404435	404435	404435	404435	404435	404435	404435	404435
(13) Rotor arm	400052	400051	400051	400052	400051	408357	408355	408357
(14) Contact breaker, complete	409614	409614	409614	409614	409614	—	—	—
(15) Contact set	407050	407050	407050	407050	407050	407050	407050	407050
(16) Condenser (with base on DKY)	409613	409613	409613	409613	409613	407044	407044	407044
(17) Base, contact breaker	—	—	—	—	—	408940	408940	408940
(18) Lead or connector, low tension	409568	409568	409568	409568	409568	407010	407010	407010
(19) Lead, earth	—	—	—	—	—	—	414715	414715
(20) Cam	496016	420588	420588	496016	420588	409958	409922	409921
(21) Spring set, auto-advance	404458	409631/S	409636	407313	407248/S	409644	406137/S	409644
(22) Toggle	400141	400141	400141	400141	400141	407131	407131	407131
(23) Weight	400150	400149	400149	400150	400149	415730	415729	415730
(24) Shaft and action plate	409588	409583	409577	409592	409577	409922	416525	409958
(25) Lubricator	—	—	—	—	—	—	—	—
(26) Bearing/bushing, top	404374	404374	404374	404374	404374	189272	189272	189272
(27) Bushing	410590	410590	410590	410590	410590	410590	410590	410590
(28) Clip, cap retaining	420261	420261	420261	420261	420261	408903/S	408903/S	408903/S
(29) Sundry parts, set	400843	400843	400843	400843	400843	400843	400843	400843

For illustrations, see pages G1-G7.

* See Supersession Chart

† Supplied by Vehicle Manufacturer

DISTRIBUTORS



DETAILED SPARE PARTS

*408669 DUH6A GC19 Clock E.R. 250 11½°-13°	*408670 DUH6A GC20 Clock E.R. 259 18°-20°	*408671 DU6A BS30 Clock E.R. 207 23°-26°	*408673 DU6A BU32 Anti-clock E.R. 271 16°-18°	*408683 DUH6A GC22 Clock E.R. 280 14°-16°	*408994 DVXH6A T37 Clock E.R. 275 9°-11°	*408995 DVXH6A T39 Clock E.R. 266 9°-11°	*409569 DKYH4A S61 Anti-clock E.R. 282 11½°-13°	*409601 DKYH4A X52 Anti-clock E.R. 222 21°-23°	409607 DKY2A AJ22 Anti-clock E.R. 150 16°-18°	*409615 DKY4A A55-0 Clock E.R. 293 14°-16°
404310	404310	—	—	404310	405588 419073	405588 418958	— 402314	— —	401290	405903 (1)
—	—	—	—	—	408913	408913	—	—	—	— (2)
—	—	403321	—	—	408948	408948	—	—	—	403321 (3)
—	—	—	—	—	408989	408989	—	—	—	— (4)
—	—	—	—	—	—	—	406287	—	—	— (5)
—	—	—	—	—	—	—	406298	401327	—	— (6)
—	—	—	—	—	—	—	410601	410601	406142	— (7)
*408669/S	*408670/S	*408671/S	*408673/S	*408683/S	—	—	*409569/S	*409601/S	409607/S	*409615/S
404520	404520	403228	403228	404520	407288	407288	409635	409635	409603	409563 (10)
—	—	410600	410600	—	—	—	—	—	410600	410600 (11)
404435	404435	404435	404435	404435	404435	404435	404435	404435	404435	404435 (12)
410876	410876	410876	410876	410876	407030	407030	400052	400052	400052	400051 (13)
—	—	—	—	—	—	—	409614	409614	409614	409614 (14)
400415	400415	400415	400145	400415	407050	407050	407050	407050	407050	407050 (15)
400308	400308	400308	400308	400308	407044	407044	409613	409613	409613	409613 (16)
403218	403218	403218	403218	403218	408940	408940	—	—	—	— (17)
—	—	—	—	—	407010	407010	409568	409568	409568	409568 (18)
—	—	—	—	—	414715	414715	—	—	—	— (19)
419947	419947	419947	419947	419947	408999	408999	496016	496016	418996	420588 (20)
488245/S	488245/S	403659/S	—	406611/S	407256/S	407248/S	404458	404459	404455	405583 (21)
400141	400141	400141	400141	400141	407216	407216	400141	400141	400141	400141 (22)
403268	403268	403268	403297	403268	*408954	*408954	400150	400150	400150	400149 (23)
404866	404888	—	—	404887	408991	408991	409588	409656	409592	409579 (24)
400304	400304	400304	400304	400304	—	—	—	—	—	— (25)
410590	410590	410590	410590	410590	189272	189272	404374	404374	404374	404374 (26)
410590	410590	410590	410590	410590	410590	410590	410590	410590	410590	410590 (27)
420261	420261	420261	420261	420261	408903/S	408903/S	420261	420261	420261	420261 (28)
400843	400843	400843	400843	400843	400843	400843	400843	400843	400843	400843 (29)

*409930A DVXH4A DC62 Anti-clock E.R. 292 24°-27°	*410041 DKZ4A P27 Clock E.R. 225 8°-10°	*410042 DKZ4A P31 Clock E.R. 256 12½°-14½°	*410501 DZ6A P32-0 Clock E.R. 260 8°-10°	*410503 DZ6A P29-0 Clock E.R. 249 11½°-13½°	*410504 DZ6A BN109 Clock E.R. 320 14°-16°	*410700 DVXH6A T39-0 Clock E.R. 266B 9°-11°	*410700A DVXH6A T39 Clock E.R. 266B 9°-11°	*410700B DVXH6A T39 Clock E.R. 266B 9°-11°	*410701 DVXH6A T37-1 Clock E.R. 275 9°-11°	*410702 DVXH6A T36 Clock E.R. 228 14°-16°	*411052 DULFH8A CW23-3 Clock E.R. 312 8°-10°
405588	408370	408370	407238	407238	407238	405588	405588	405588	405588	405588	411012 (1)
419063	402313	402313	402345	402345	400853	418958	418958	418958	419073	419072	— (2)
408914	—	—	—	—	—	408913	408913	408913	408913	408913	— (3)
408948	407241	407241	407241	407241	403321	408948	408948	408948	408948	408948	— (4)
408989	—	—	—	—	—	408989	408989	408989	408989	408989	— (5)
—	408374	408374	404912	406601	406601	—	—	—	—	—	— (6)
—	—	—	—	—	—	—	—	—	—	—	— (7)
410601	—	—	—	—	—	—	—	—	—	—	405282 (8)
—	*410041/S	*410042/S	*410501/S	—	*410504/S	—	—	—	—	—	— (9)
409974	409563	409563	407043	407043	407043	407288	407288	407288	407288	407288	411029 (10)
—	410600	410600	410600	410600	410600	—	—	—	—	—	— (11)
404435	404435	404435	404435	404435	404435	404435	404435	404435	404435	404435	404435 (12)
408357	410610	410610	415088	415088	407030	407030	407030	407030	407030	407030	411031 (13)
—	409614	409614	—	—	—	—	—	—	—	—	— (14)
407050	407050	407050	407050	407050	407050	407050	407050	407050	407050	407050	403670 (15)
407044	409613	409613	407044	407044	407044	407044	407044	407044	407044	407044	400308 (16)
408940	—	—	410520	410520	410520	408940	408940	408940	408940	408940	411087 (17)
407010	409568	409568	407010	407010	407010	407010	407010	407010	407010	407010	— (18)
414715	—	—	—	—	—	414715	414715	414715	414715	414715	— (19)
409921	418426	418426	410509	410509	410509	408999	408999	408999	408999	408999	411087 (20)
409644	410046/S	416083/S	410048/S	416089/S	410529	407248/S	407248/S	407248/S	407256/S	407256/S	411045/S (21)
407131	—	—	—	—	—	407131	407131	407131	407131	407131	400141 (22)
415730	410033/S	410033/S	410033/S	410033/S	410033/S	415729	415729	415729	415729	415729	403268 (23)
409958	410021	410021	410021	410021	410021	408991	408991	408991	408991	420191	405281 (24)
—	—	—	—	—	—	—	—	—	—	—	405394 (25)
189295	404374	404374	404374	404734	404374	189272	189295	189272	189272	189272	189315 (26)
410590	410590	410590	410590	410590	410590	410590	410590	410590	410590	410590	— (27)
408903/S	420261	420261	420261	420261	420261	408903/S	408903/S	408903/S	408903/S	408903/S	403611 (28)
400843	400843	400843	400843	400843	400843	400843	400843	400843	400843	400843	400843 (29)

For illustrations, see pages G1-G7.

* See Supersession Chart



DISTRIBUTORS

Vehicle Application Reference

40000D DZ6A
Alvis 17 1939.

40027B DKH4A
Morgan 'Plus Four' 1939-47.
Standard 12 1939-48; 12 and 14 (Export Holland and Belgium) 1946-48.

40033J DVZ6A
Bedford All Models (except 5/6, 8 and 10/12 cwt.) 1939-50; K1½ ton, OSA-OLA 4 ton; OSB-OLB 5 ton; MS-ML 3 ton and Scammell Tractor 8 ton 1951-53; TA (Petrol) 1953-54.
Vauxhall 25 1940.

40051B DY6A
Wolseley 18 1939-48.

40053H DKYH4A
Morris 10 cwt. 1939-49.
Standard 8 1946-48; 14 1939-47.

40054E DKYH4A
Sunbeam-Talbot 10 1945-47.

40058F DKY4A
M.G. 1½ litre 1953.
Morris 10 1939-48.

40061H DVX4A
Commer 25 cwt. 'Lyons' Van 1949-50.
Sunbeam-Talbot 2 litre 1946.

0062E DKY4A
H.R.G. 12 1939-52.
Singer 9 Van 1939-40; 9 Roadster and 10 1939-46;
12 1939-49.

40063B DY6A
A.C. 16 1939.
Karrier 'Cob Senior' 1939.
Morris 25 1939.
Rover 14 1939.
Wolseley 14 1939-48.

0064F DKY4A
Alvis 14 1939.
Morris 'Oxford' Taxi and Hire Car 1947-49.
Rover 10 and 12 1939.
Wolseley 12 late 1939-48.

40066A DXH6A
Jaguar 2½ litre 1946.

40068F D4A8
Allard All Models (except 16, '21C' and '21Z') 1949-54.

40069H DKY4A
Morris Commercial 15/20 cwt. 1940-53; 25 cwt. LC Van 1939; 25/30 cwt. 1945-52; 25/35 cwt. 1945-46; LC4 1953.
Wolseley 12 1939.

40070E DKYH4A
Austin Taxi 1939-40.
Commer 8 cwt. 1947-52; Estate Car 1949; 'Express' Van 1953-54; 25 cwt. Forward Control, 'Super-poise' and Medium Pick-up Truck late 1953.
Hillman 'Minx' 1945-54.
Humber 'Hawk' 1946-50 and 1953.
Karrier 'Bantam' late 1953.

40071F DKY4A
Alvis 14 1945-50.
Morris 12 1939.

40074F DKYH4A
Commer 8 cwt. 1939-46.
Hillman 'Minx' 1939-40.
Triumph '1800' Saloon and Roadster 1946-48.

40076F DKYH4A
Morris 10 cwt. 1950; 10 1939-46.
Standard 14 1948.

40077D DU8A
Daimler 36 1946-53.

40079D DKX1A
A.C. Invalid Carriage 1952-53.
Larmar Invalid Carriage 1948-50.

40081F DKY4A
Healey All Models 1948-54.
Lea Francis 14 1949-53; 1½ litre Sports 1949.
Riley 2½ litre 1940-51.

40085A DKY4A
Austin 16 1946.

40089E DKYH4A
M.G. 1½ litre Saloon 1947-52.

40090E DVX6A
Dodge 61C, 100C, 101C and 122C 1947-48; 120C 1947.

40091H DKY4A
Jaguar 1½ litre Saloon 1946-48.
Lea Francis 12 1939; 14 1939-48.
S.S. 'Jaguar' 1½ litre 1939-40.
Triumph 14 1939.

40092E DXH6A
Jaguar 2½ litre late 1946-47.
Standard 20 1939-40.
S.S. 'Jaguar' 2½ litre 1940; 3½ litre and '100' 1939-40.

40093D DXH6A
Jaguar 3½ litre 1946-47.

40094A D9A2
Lloyd Roadster 1948-50.
Trojan 15 cwt. 1946-54.

40100E DKH4A
Citroen 12 1940; 15 1940-49.

40105D DVXH6A
Rover '75' 1948.

40107B DX6A
Austin 'Sheerline' and 'Princess' 1948.

40109D DX6A
A.F.N. 'Le Mans' and 'Mille Miglia' 1951-52.
Bristol All Models 1947-50.
Humber 16 and 'Snipe' 1939.
Sunbeam 3 litre 1939.

40110B DX6A
Alvis 4.3 litre 1939.
Armstrong Siddeley All Models 1945-49.
Austin 14 1939-40; 18 and 28 1939.
Morris Commercial CVS 1939-40.

40112A DVX4A
Lanchester LD10 1946-51.

40113B DY6A
Morris 14 1939.
Wolseley 25 1948.

40114B DVXH4A
Sunbeam-Talbot '90' 1948-50.

40115H DKYH4A
Jowett 'Javelin' 1948-52.

40116H DVZH6A
Commer 5 and 7 ton 1949; 5 and 7 ton Forward Control 1950-52; 6½-7 ton 1949-50; 'Avenger' Coach 1949-52.

40121H DKY2A
Jowett 'Bradford' Van 1947-52; De Luxe Van and Utility 1949-52.

40123D DKYH4A
Sunbeam-Talbot '80' 1948-50.

40129F DKYH4A
Morris Commercial CV 1939-40; All CV Models 1949-51; NV 1954; ECV13/5 1949; FV 1949-53; PP Coach 1950-51.

40130E DVX6A
Invicta 'Black Prince' (Master) 1948-49.

40131B DX6A
Invicta 'Black Prince' (Slave) 1948-49.

40133E DX6A
Austin LCC Ambulance 1939; 30 cwt. 1939-41;
2 and 3 ton 1939-48; Coach 1947-48.
Wolseley 25 1939.

40135H DVXH6A
Commer 30 cwt., 2/3, 4/5 and 6 ton 1939-40;
15 cwt. 1940; 2 and 3 ton 1946-47; 5 ton 1947;
3 and 4 ton Pantehnicon, Tipper and 'Commando' 1947-49; 2/3, 3/4 and 4/5 ton 1949-51;
'Commando' 1950-51; 8 ton Tractor Trailer 1950.
Humber 'Snipe' 1940-46; 'Super Snipe' 1940-52;
'Pullman' and 'Imperial' 1946-53.
Karrier CK3 1946-52.
Sunbeam-Talbot 3 and 4 litre 1940.

40140H DVXH4A
Aston Martin 2 litre 1947-50.
Sunbeam-Talbot 2 litre 1939-40.

40141F DKYH4A
Austin A40 (except Sports) 1948-52.

40142F DKY4A
Morris 'Oxford' Taxi and Hire Car 1950-51.

40143F DX6A
A.C. 16 1948-54.

40144E DKY4A
Standard 'Vanguard' 1948-49.
Triumph '2000' Saloon and Roadster 1949.

40147H DVX6A
Austin 'Princess' and 'Sheerline' 1949-54; 2 and 5 ton (high speed) 1952; Limousine, Ambulance and Hearse 1951-54.
Jensen 'Interceptor' 1950-54.

40149F DVXH6A
Jaguar 3½ litre 1948-50.

40152J DKYH4A
Morris 'Oxford' Saloon 1948-50; 'Cowley' Van and Pick-up Truck 1950.
Morris Commercial 10 cwt. 'J' Van 1949-50.



Vehicle Application Reference—continued

- 40154D DVXH4A**
Rover '60' 1949; 'Landrover' and Station Wagon 1948-51.
- 40155B DVXH6A**
Rover '75' 1949.
- 40156F DVXH6A**
Jaguar 2½ litre 1948-51.
- 40157D DVXH6A**
Morris 'Six' 1948-49.
Wolseley 'Six Eighty' 1949-54.
- 40158D DVXH4A**
Wolseley 'Four Fifty' 1949-53.
- 40161F DX6A**
Austin 2 and 5 ton 1949-52; Coach late 1948-52.
- 40162E DKY4A**
Lanchester 11 1939.
M.G. 1½ litre Tourer 1949-50; 12 1939; 'Midget' 1939-52.
Wolseley 10 1939-40.
- 40163A DUH6A**
Austin Petrol Tanker 1941-52.
- 40164B DKZ4A**
Bedford 8 cwt. 1939; 10/12 cwt. late 1948-52.
Vauxhall 12 1939-47; 'Wyvern' 1948-52.
- 40165E DZ6A**
Vauxhall 14 1939-48; 'Velox' 1948-52.
- 40166A DXH6A**
Dodge 64, 103, 105, 123 and 125 (Petrol) 1947-54;
124A Tractor and 86 32-seater Bus 1950-54.
- 40167H DKY4A**
H.R.G. 12 1950-52.
Singer 4AC and 4AD 1952-53; 'SM1500' 1949-53.
- 40172F DVX4A**
Austin A90 1949-52.
- 40173E DK6A**
Citroen 23 1949-53.
- 40174A DKX4A**
Guy 'Vixen' 1945-47; 'Wolf' 1946-47.
- 40175F DZ6A**
Daimler 2½ litre 1939-47 and 1950-53; 15 and 20 1939; 'Consort' 1950-53.
Lanchester 14, 18 and 20 1939.
Vauxhall 25 1939.
- 40179D DX6A**
Daimler 2½ litre 1948-49; 24 1939; 27 1946-53;
Ambulance 1949-54.
Wolseley 16 1939.
- 40181A DVXH6A**
Morris 'Six' 1950-54.
- 40182E DKY4A**
Riley 1½ litre 1939-54.
Triumph 12 1939-40.
- 40189B DVX6A**
Austin 'Princess' late 1950.
- 40192D DKY4A**
H.R.G. 9 1946-52.
Singer 9 Roadster 1946-51; 10 1946-49.
- 40193B DKY4A**
Wolseley 8 1946-48.
- 40194B DKY4A**
Rover 10 and 12 1940-47.
- 40195B DKYH4A**
Morgan 'Plus Four' 1948-54.
Standard 10 late 1940; 12 1946-48.
- 40196B DKYH4A**
Beardmore Taxi 1939-40.
Commer 15 and 20/25 cwt. 1939-40; 15/25 cwt. 1944-48; 25 cwt. Forward Control and 'Superpoise' 1946-50.
Hillman 14 1939-40.
Karrier 'Cob' 1947-48; 'Cob Junior' and 'Colt' 1939-40; 'Bantam' 1946-50.
- 40197B DKY4A**
Jowett 10 and Van 1939-40.
Wolseley 10 1946-48.
- 40199E DVX6A**
Jaguar XK120 (8-1 compression ratio) 1949-54.
- 40200D DVX6A**
Rover '75' 1950-53.
- 40201B DVX4A**
Morgan 'Plus Four' 1951-54.
Standard 'Vanguard' 1950-53.
Triumph 'Renown' 1950-53.
'2000' Saloon and Roadster late 1949.
- 40206E DKYH4A**
Lea Francis 18 1951-52; 2½ litre Sports 1950-54.
- 40207E DVX6A**
Armstrong Siddeley All 2.3 litre Models 1950-52.
- 40210B DVZ6A**
Commer 2/3, 3/4 and 5 ton and 'Commando' 1952;
Fire Tender 1952-53.
- 40215E DVZ6A**
Bedford SH Fire Engine Chassis 1951-53; SS-SL 7 ton, SA Tractor and SB Coach 1951-54.
- 40216B DVXH6A**
Alvis TA21 1951-53; TB21 1952.
- 40217E DVXH4A**
Sunbeam-Talbot '90' 1951-53.
- 40218D DKYH4A**
Commer 25 cwt. Forward Control, 'Superpoise' and Medium Pick-up Truck 1951-53.
Humber 'Hawk' 1951-52.
Karrier 'Bantam' 1951-53.
- 40219F DKYH4A**
Citroen 15 late 1949-50.
- 40220A DK4A**
Dennis All Models (except Petrol Wagon) 1939;
Municipal, 'Pax' and 'Horla' 1946.
- 40223A DULFH8A**
Allard 16 1947-49; All Models with Cadillac Engines 1951-54.
Jensen 3½ litre 1939-40; 3½ litre 1946-47.
- 40224A DK4A**
Austin 7 and 'Big Seven' 1939; 8, 10 and 12 1939-47.
Reliant All Models 1939-54.
- 40225A DKZ4A**
Bedford 5/6 cwt. 1939-47; 10/12 cwt. 1940-48.
Vauxhall 10 1939-47.
- 40226B DZ6A**
Alvis 20 1939.
- 40228D DX6A**
Morris Commercial NVS 1951-54; FVS 1954.
- 40230E DVX4A**
Rover 'Landrover' 1952-53.
- 40232B DKYH4A**
Triumph 'Mayflower' 1950-53.
- 40235B DX6A**
Bristol '401' 1951-52.
- 40236D DKYH4A**
Citroen 15 1951-52.
- 40237B DKYH4A**
Morris 'Oxford' Saloon 1951-53; Traveller's Car and Station Wagon 1953; 'Cowley' Van and Pick-up Truck 1951-53.
Morris Commercial 10 cwt. 'J' Van 1951-53.
- 40239B DVXH4A**
Lea Francis 18 and 2½ litre Sports late 1952-54.
- 40241B DKH4A**
Morris Commercial Petrol Tanker 1951-52.
- 40244K DM2P4**
Allard '21C' 1953-54.
- 40245D DVX4A**
Lea Francis 14 1953-54.
- 40249B DVX6A**
Jaguar XK120 (7-1 compression ratio) 1949-54.
- 40251F DKYH4A**
B.S.A. 'Scout' 1939-40.
Morris 8 1939-48; 'Minor' 1948-52; 5 cwt. Van 1939-53.
Morris Commercial 15/25 cwt. 1939.
Standard 8, 9 and 10 1939-40.
- 40252B DM6**
Allard '21Z' 1953-54.
- 40258B DKYH4A**
Austin A70 Police Car 1951-52.
- 40262D DKYH4A**
Austin A40 Sports 1951.
- 40263B DVX6A**
Jaguar 3½ litre (7-1 compression ratio) 1951-54
- 40269B DKY4A**
Austin 16 1947-48; A70 1948-50; Hire Car 1950-53; Taxi 1948-53; 25 cwt. Van and Ambulance 1948-52.
- 40270D DKY4A**
Austin A70 1951-52.
- 40276B DVX6A**
Jaguar 3½ litre (8-1 compression ratio) 1951-53.
- 40277D DKYH4A**
Riley 2½ litre 1952.




DISTRIBUTORS

Vehicle Application Reference—continued

- 40280B DVX6A**
Daimler 'Regency' 1953.
- 40281A DY6A**
Armstrong Siddeley 20 and 25 1939; 16 1939-40.
- 40282A DY6A**
Rover 14 1940-47.
- 40283F DMBZ6**
Rover '75' 1953-54.
- 40284E DM2P4**
Austin A40 (except Sports) late 1952-54.
Jensen 'Jen-Tug' late 1953-54.
- 40286A**
Dellow Sports 1952-54.
Jensen 'Jen-Tug' 1946-52.
Meynell All Models 1952.
Morgan 3-wheeler 1948-52.
Paramount All Models 1951-54.
- 40289K DM2P4**
Bedford CA Van 1953-54.
Vauxhall 'Wyvern' 1953-54.
- 40290H DMZ6**
Vauxhall 'Velox' 1953-54.
- 40294B DVX4A**
Lanchester 14 1952-53.
- 40295E DM2P4**
Austin A70 and 25 cwt. Van and Ambulance late 1952-54.
- 40297D DVZ6A**
Vauxhall 'Velox' late 1952.
- 40299E DM2P4**
Austin A30 1952-54.
Morris 'Minor' 1953-54; New Quarter Ton Van 1954.
- 40301D DVZ6A**
Commer 'Avenger' Coach late 1952; Fire Tender late 1953.
- 40307E DM6**
Austin 2 and 5 ton late 1952-54; Coach late 1952-53.
- 40308D DM6**
Austin 'Princess' late 1954; 'Cargo' Truck 1954; 2 and 5 ton (High Speed) 1953-54.
- 40315A DK4A**
Dennis Petrol Wagon 1939.
- 40317A DM2P4**
Jowett 'Javelin' and 'Jupiter' 1953-54.
- 40318B DVXH4A**
Jowett 'Jupiter' (Racing Model) 1954.
- 40319A DM2P4**
Austin A40 Sports 1952-53.
- 40320B DM2P4**
Austin A90 late 1952; 'Healey 100' 1954.
- 40321F DM2P4**
Austin Hire Car and Taxi late 1953-54.
Morris Commercial LD1, LD2 and LC5 1954.
- 40327B DM6**
Austin Coach 1954.
- 40330A DM2P4**
Rover 'Landrover' 1953-54.
- 40332A DM2P4**
Citroen 15 late 1952-54.
- 40333D D2AH4**
Morris 'Minor' (S.V. Engine) late 1953.
- 40336A DM2P4**
Riley 2½ litre 1953; 'Pathfinder' 1954.
- 40337D DM2P4**
Lanchester 14 1953.
- 40339E DUH6A**
Austin Petrol Tanker 1953-54.
- 40345A DX6A**
Bristol '401' 1953; '403' and '404' 1954.
- 40346A DX6A**
A.F.N. 'Le Mans' and 'Mille Miglia' 1953-54.
- 40347A DKY2A**
Jowett 'Bradford' Van 1946-54.
- 40355A DM2P4**
Wolseley 'Four Forty-Four' 1953-54.
- 40356A DKY4A**
Singer 4AC and 4AD (Twin Carburettor) 1953-54.
- 40357A DXH4A**
Jensen 'Jen-Tug' 1953.
- 40358D D2AH4**
Morris 'Oxford' Saloon, Traveller's Car and Station Wagon late 1953-54; Half Ton Van 1954.
Morris Commercial 10 cwt. 'J' Van 1954.
- 40359E DM6**
Commer 5 and 7 ton Forward Control 1952-54; 'Avenger' Coach 1952-54; Fire Tender 1954.
Karrier 'Gamecock' 1954.
- 40360D DM6**
Commer 2/3, 3/4 and 5 ton late 1952-54; 'Commando' late 1952-53.
- 40363A DM2P4**
Singer 4AC, 4AD and 'SM1500' 1953-54.
- 40364D DM6**
Karrier 'Gamecock' 1953.
- 40365A DM2P4**
Standard 'Vanguard' 1953-54.
Swallow 'Doretta' 1954.
Triumph 'Renown' late 1953-54.
- 40367D D2A4**
M.G. 'Midget' late 1953-54.
- 40368D D2A4**
M.G. 'Midget' 1953.
- 40369D D2A4**
M.G. 1½ litre late 1953.
- 40372A DVX6A**
Jaguar 3½ litre (8-1 compression ratio) 1954.
- 40375A DVXH6A**
Aston Martin DB2 1953-54.
Lagonda 2½ litre late 1952.
- 40376B DM2P4**
Commer 25 cwt. Forward Control, 'Superpoise' and Medium Pick-up Truck 1954.
Humber 'Hawk' late 1953-54.
Karrier 'Bantam' 1954.
- 40377A DM2P4**
Sunbeam-Talbot '90' 1953-54.
- 40386A DM2P4**
Austin 'Champ' 1954.
- 40392B DMX6**
Armstrong Siddeley 'Sapphire' 1953-54.
- 40394D DM6**
Daimler 'Conquest' 1954.
- 40395A DM2P4**
Standard 'Eight' 1954.
- 40396D DM2P4**
Sunbeam 'Alpine' 1953-54.
Sunbeam-Talbot '90' late 1954.
- 40401B DM6**
Humber 'Super Snipe' 1953-54; 'Pullman' 1954.
- 40403A DM2P4**
Triumph 2-seater Sports 1954.
- 40408A DMBZ6**
Rover '90' 1954.
- 40410A DMBZ4**
Rover '60' 1954.
- 40411A DVXH6A**
Alvis TC21 1954.
- 40414A DM2P4**
M.G. 'Magnette' 1954.
- 40417A DX6A**
Bristol '404' (Special Orders) and 'X404' 1954.
- 40427A DM2P4**
Morris 'Oxford' Series II 1954.
- 40437A DM2P4**
Standard 10 1954.
- 406354 DKH4A**
Morris Commercial All CV Models 1941-48; 35/40, 45/55, 60/70 cwt., 5 ton Forward Control, Tipper and ECV13/5 1946-48.
- 406551 DU6A**
Humber 'Super Snipe' 1939; 'Pullman' and 'Imperial' 1939-40.
Sunbeam-Talbot 4 litre 1939.
- 407306 DY6A**
Triumph 16 1939.
- 407330 DY6A**
M.G. 20 1939.
- 407348 DY6A**
Rover 16 1939-47; 20 1939.
- 490607 DKY2A**
Jowett 8 and Van 1939-40; 'Bradford' Van 1946.

IGNITION COILS



Descriptive Reference

Part No.	Model	Voltage	Finish	Earth Return (E.R.) or Insulated Return (I.R.)	Special Features
45009A	CQ6	6	Black	E.R. (Positive)	Similar to 45033A except for saddle.
45012A/D	B12/1	12	Black	E.R. ..	High performance, long type.
*45013A	B6	6	Black	E.R. ..	High performance, long type.
45014A	R6	6	Black	E.R. ..	High performance, short type.
45016A	Q6	6	Black	E.R. ..	Standard, short type.
45017A	Q6	6	Black	E.R. ..	Supplied less clip. Suitable for maglita conversion sets.
45019A	Q6	6	Black	I.R.	Standard, short type.
45020A/B	Q12	12	Black	E.R. (Positive)	Standard, short type.
*45021A	Q12	12	Black	I.R.	Standard, short type.
45023A	Q12	12	Black	I.R.	Standard, short type.
45025A/F	B12	12	Black	E.R. (Positive)	High performance, long type (Rolls-Royce).
45033A	CQ6	6	Black	E.R. ..	Standard, short type.
45034A/B	AQ6	6	Black	E.R. ..	High performance, short type.
45036A	CQ6	6	Black	E.R. ..	Standard, short type.
45037A	HS6	6	Polychromatic brown	E.R. ..	Special high voltage sports coil, long type.
45038A	HS12	12	Polychromatic brown	E.R. ..	Special high voltage sports coil, long type.
*45039A	BR12	12	Black	E.R. ..	For use on high speed engines, long type.
45042A	BR6	6	Black	E.R. ..	For use on high speed engines, long type.
45046A/B	HV12	12	Black	E.R. ..	Special high voltage, long type.
*45056A	CQ6	6	Red	E.R. ..	Standard. For use on single and twin cylinder engines.
45057A	SQ6	6	Black	E.R. ..	Special double ended coil for use on twin cylinder, four stroke engines.
*401612	Q12	12	Black	E.R. ..	Standard, short type.
402032	B12	12	Black	I.R.	High performance, long type.
402151	SQ6	6	Black	I.R.	Special double ended coil for use on twin cylinder, four stroke engines.
408131 (†45062A)	BRS12	12	Black	E.R. (Negative)	Screened. Special for high speed engines; long type.

Moulded nut (H.T. Cable) Part No. 408120 suitable for all models (except CQ6 and SQ6).

Moulded nut (H.T. Cable) Part No. 410600 suitable for all CQ6 and SQ6 models.



IGNITION COILS

Vehicle Application Reference

45012A/D B12 12 volt Earth return.

A.F.N. 'Le Mans' and 'Mille Miglia' 1951-54.
Allard All Models 1947-54.
Alvis All Models 1939-54.
Armstrong Siddeley 'Sapphire' 1953-54.
Aston Martin All Models 1947-54.
Austin A40 Sports 1952-53; A70 1951-54; A90 1949-52; 'Princess' 1949-54; 'Sheerline' 1948-54; Limousine, Hearse and Ambulance 1951-54; 'Healey 100', 'Champ' and 'Cargo' Truck 1954; 2 and 5 ton (high speed) 1952-54.
Bedford 10/12 cwt. 1948-52; Bus 1946-50; All Petrol Models 1951-54.
Bristol All Models 1947-54.
Commer All Petrol Models (except 8 cwt. and 'Express' Van) 1951-54; 15 cwt. Dropsider 1940; 30 cwt., 2/3, 4/5 and 6 ton 1939; 2 and 3 ton 1946-47; 2/3, 3/4, 4/5, 5 and 7, 6 1/7 ton and 'Avenger' 1949-50; 8 ton Tractor Trailer 1950.
Daimler All Models (except 15) 1939-54.
Dodge All Petrol Models 1951-54.
Healey All Models 1948-54.
Hillman 'Minx' 1945-48.
H.R.G. 9 and 12 1946-52.
Humber All Models (except 'Pullman') 1939-54; 'Pullman' 1939-53.
Jaguar 2 1/2 litre 1946-51; 3 1/2 litre 1946-54; XK120 1949-54.
Jensen 3 1/2 litre 1946-47; 'Interceptor' 1950-54.
Jowett 'Jupiter' 1951-54.
Karrier 'Bantam' 1947-54; CK3 1946-54; 'Gamecock' 1953-54.
Lagonda 2 1/2 litre 1949-52; 3 litre 1954.
Lanchester LD10 1946-51; 14 1952-53.
Lea Francis All Models 1949-54.
M.G. 2 1/2 litre 1939.
Morgan 'Plus Four' 1939-54.
Morris 'Six' 1948-54.
Riley All Models 1939-54.
Rover All Models 1948-53; 'Landrover' 1954.
Standard 10 1939-40; 12 1939-48; 20 1939-40; 'Vanguard' 1948-54.
S.S. 'Jaguar' All Models (except 1 1/2 litre) 1939-40.
Sunbeam-Talbot All Models (except 2 litre) 1939-54; 2 litre 1946-47.
Swallow 'Doretta' 1954.
Triumph All Models (except 12 and 'Mayflower') 1939-54.
Vauxhall All Models (except 10 and 12) 1939-54.
Wolseley 'Six Eighty' 1949-54.

45014A R6 6 volt Earth return.

Bedford All Petrol Models (except 10/12 cwt. and Bus) 1939-50.
Standard 8 1939-48.
Vauxhall 10 and 12 1939-47.

45016A Q6 6 volt Earth return

Barrett All Models (except 147 c.c. and 'Midget') 1951-54.
Commer 8, 15 and 20/25 cwt. (6 volt) 1939-40.
Dellow Sports 1952-54.
Dodge All 6 volt Petrol Models 1947.
Hillman 'Minx' 1939.
Jensen 'Jen-Tug' 1946-52.
Jowett 8 Van 1939-40; 'Bradford' De Luxe Van and Utility 1946-50.
Karrier 'Cob Junior' and 'Colt' (6 volt) 1939-40.
Lloyd Roadster 1948-50.
Morgan 3-wheeler 1948-52.
Morris 8 1939-48; 5 cwt. 1939-53.
Reliant 750 c.c. (6 volt) 1939-54; 'Regal' 1953-54.
Singer 9 Van 1939-40.
Wolseley 8 1946-48.

45020A/B Q12 12 volt Earth return.

A.C. 16 1939-54.
Armstrong Siddeley All Models (except 'Sapphire') 1939-54.
Austin 10 and 12 1939-47; 14 1939-40; 16 1946-48; 18, 28 and L.C.C. Ambulance 1939; A30 1952-54; A40 (except Sports) 1948-54; A40 Sports 1951; A70 1948-50; Hire Car 1950-54; Taxi, 25 cwt. Van and Ambulance 1948-54; 30 cwt. 1939-41; 2 and 3 ton 1939-48; 2 and 5 ton 1949-54; Coach 1947-54.
Beardmore Taxi 1939-40.
B.S.A. 'Scout' 1939-40.
Citroen All Models (except 2CV) 1939-54.
Commer 15 and 20/25 cwt. (12 volt), 30 cwt., 2/3 and 4/5 ton 1940; 8 cwt. 1946-52; Estate Car 1949; 'Express' Van 1953-54; 15/25 cwt. 1944-48; 25 cwt. 'Lyons' Van 1949-50; 25 cwt. Forward Control 1946-50.
Dennis 'Ace' Bus and 2 and 4 ton 1939; Municipal, 'Pax' and 'Horla' 1946.
Dodge All 12 volt Petrol Models 1939-50.
Guy 'Viken' 1945-47; 'Wolf' 1946-47.
Hillman 14 and 'Minx' 1940; 'Minx' 1949-54.
Jaguar 1 1/2 litre 1946-48.
Jensen 'Jen-Tug' late 1952-54.
Jowett 8 and 10 1939-40; 'Javelin' 1948-54; 10 Van 1939-40; 'Bradford' Van 1951-54; De Luxe Van and Utility 1951-52.

45020A/B Q12 12 volt Earth return—continued.

Karrier 'Cob' 1947-48; 'Cob Junior' and 'Colt' (12 volt) 1939-40; 'Cob Senior' 1939; 'Bantam' 1946.
Lanchester All Models 1939.
Lea Francis All Models 1939-48.
Meynell All Models 1952.
M.G. All Models (except 2 1/2 litre) 1939-54.
Morris 'Minor' and 'Oxford' Saloon 1948-54; 10 1939-48; 12, 14 and 25 1939; 'Oxford' Taxi and Hire Car 1947-51; 'Oxford' Traveller's Car and Station Wagon 1953-54; 'Oxford' Series II 1954; Quarter Ton and Half Ton Van 1954; 10 cwt. 1939-50; 'Cowley' Van and Pick-up Truck 1951-53.
Morris Commercial All Petrol Models 1939-54.
Paramount All Models 1951-54.
Reliant 10 cwt. 3-wheeler (12 volt) 1951-54.
Rover All Models 1939-47.
Singer All Models (except 9 Van) 1939-54.
Standard 'Eight' and 10 1954; 9 1939-40.
S.S. 'Jaguar' 1 1/2 litre 1939-40.
Sunbeam-Talbot 2 litre 1939-40.
Triumph 12 1939-40; 'Mayflower' 1950-53.
Trojan 15 cwt. 1946-54.
Wolseley All Models (except 8 and 'Six Eighty') 1939-54.

45023A Q12 12 volt Insulated return.

Austin Petrol Tanker 1941-54.
Dennis Petrol Wagon 1939.
Morris Commercial Petrol Tanker 1951-52.

45025A/F B12 12 volt Earth return.

Bentley All Models 1946-54.
Rolls-Royce All Models 1946-54.

45036A CQ6 6 volt Earth return.

A.C. Invalid Carriage 1952-53.
Larmor Invalid Carriage 1948-50.
Light Delivery Vehicles 'Bi-Van' and 'Tri-Van' 1951.

45042A BR6 6 volt Earth return.

Invicta 'Black Prince' 1948-49.

45046A/B HV12 12 volt Earth return.

Humber 'Pullman' 1954.
Rover '60', '75' and '90' 1954.
Sunbeam 'Alpine' 1953-54.

45057A SQ6 6 volt Earth return.


Citroen 2CV 1954.

MAGNETOS



Model Interpretation

- 4 For use on four cylinder engines.
- 6 For use on six cylinder engines.
- A Fitted with automatic advance and retard mechanism.
- V Vertical.
- R Rotating magnet.



Detailed Parts

Part No.	44088A/D	44088E	44109A/B	44109D	*488562	*488655
Model	4VRA	4VRA	6VRA	6VRA	6VRA	4VRA
Type	DC100	DC100	DC1	DC1	DC	DC27
Rotation	Anti-clock	Anti-clock	Clock	Clock	Clock	Anti-clock
Finish	Standard	Standard	Standard	Standard	Standard	Standard
Screened or Standard	Standard	Standard	Standard	Standard	Standard	Standard
PLATE, CLAMPING	405588	405588	489992	489992	—	405588
DOG	410601	410601	—	—	—	410601
BUSHING, BASE	410590	410590	410590	410590	410590	410590
LUBRICATOR	489347	489347	489347	489347	403654	403654
SHAFT AND ACTION PLATE	488751	488751	488753	488753	488751	488751
TOGGLE	488054	488054	488054	488054	488054	488054
SPRING SET, AUTO-ADVANCE OR IMPULSE	488651	488651	488651	488651	488984/S	488651
WEIGHT, LARGE	488595	488595	488583	488583	488583	488595
WEIGHT, SMALL	488592	488592	488581	488581	488607	488592
FOOT WITH PINS, ROTOR TO TOGGLE	488139	488139	488060	488060	488060	488139
KEY WOODRUFF	189386	189386	189386	189386	189386	189386
CAP, DISTRIBUTOR	488659	488659	488660	488660	488660	488659
Brush and spring assembly	404435	404435	404435	404435	404435	404435
ROTOR ARM	489912	489912	489912	489912	489912	489912
BASE WITH STUDS	489616	489616	489616	489616	488658	488658
CONTACT SET	488657	491255	488657	491255	488657	488657
CONDENSER ASSEMBLY	418114	418114	418114	418114	407044	418114
HOUSING WITH SPUN-IN BEARING	489944	489944	489944	489944	488639	488639
ROTOR, MAGNETIC	488644	488644	488645	488645	488645	488644
CAM	488528	488528	488073	488073	488073	488528
BEARING, CONTACT BREAKER END	189322	189322	189322	189322	189322	189322
COVER, COIL	489725	489725	489725	489725	489725	489725
COIL, WOUND	489922	489922	489922	489922	489922	489922
SUNDRY PARTS, SET	488888	488888	488888	488888	488888	488888

* See Supersession Chart

RESISTORS AND CAPACITORS

To avoid interference with television reception the ignition system on all new cars is now suppressed by the manufacturers to the required standard. It is, of course, desirable that owners of older cars should voluntarily suppress their vehicles. Suppression to the legal standard can be readily achieved by fitting resistors in the H.T. part of the ignition circuit. One resistor, fitted at the **distributor end** of the coil to distributor H.T. cable will, in most cases, be all that is required. The fitting of further resistors at the **plug end** of the plug to distributor leads will almost certainly reduce the interference below the maximum permitted under the Ignition Interference Regulations.

Lucas DM distributors are fitted with a special resistive brush in the distributor cap, and this is equivalent to an external resistor in the coil distributor lead. This cannot be fitted to older type distributors because of its length.

Ignition suppressors have no adverse effect on the performance of car engines or on the other components of the ignition system. One beneficial effect is the reduction of wear on the sparking plug electrodes.

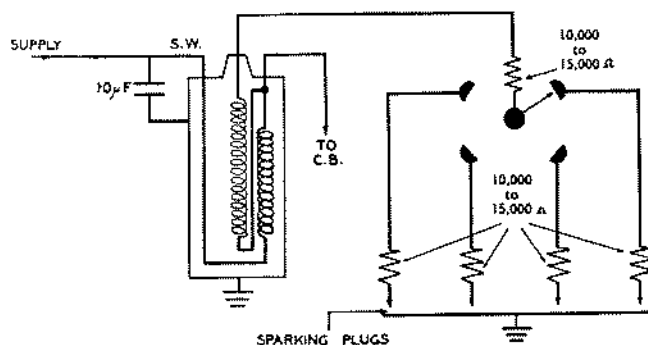
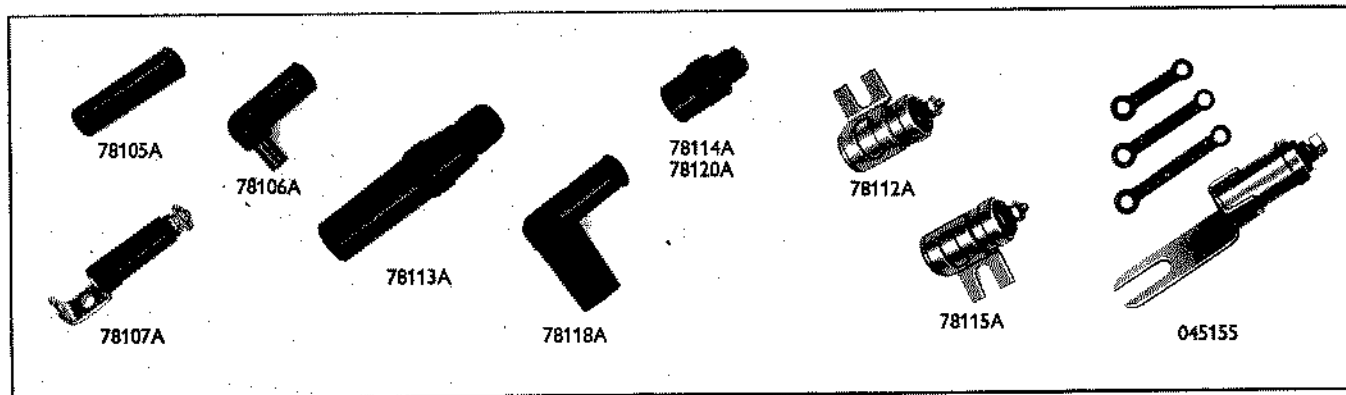


Diagram showing resistor in distributor lead, resistors in the plug leads, and a capacitor across the low tension supply and earth.

Where car radio is installed, additional suppression may be required on the low tension side, and for this purpose capacitors can be fitted at the appropriate points.



RESISTORS

Part No.	Description	Special Features
78105A	WS5	Cable type suppressor for use in coil to distributor H.T. cable.
78106A	WS5	Sparking plug suppressor. Right angle type with push-in clip fixing.
78107A	WS5	Sparking plug suppressors for plugs with knurled terminal nuts.
78113A	WS5	Sparking plug suppressor. Straight type with shroud to protect plug insulator; push-on clip fixing.
78114A	WS5	Distributor suppressor for centre of vertical outlet distributor caps.
78118A	WS11	Sparking plug suppressor. Right angle type with shroud to protect plug insulator; push-on clip fixing.
78120A	WS5	Similar to 78114A, but resistance 4,000-6,000 ohms.

CAPACITORS

78112A	WS8	Suitable for use on electric petrol pumps, gauges, clocks, fans, etc.; slotted clip.
78115A	WS9	Similar to 78112, but clip assembly reversed.
045155	WS6	Capacitor with fixing clip suitable for attachment to ignition coil and strap connectors for connecting to S.W. coil terminal.

SUPERSESSION CHART



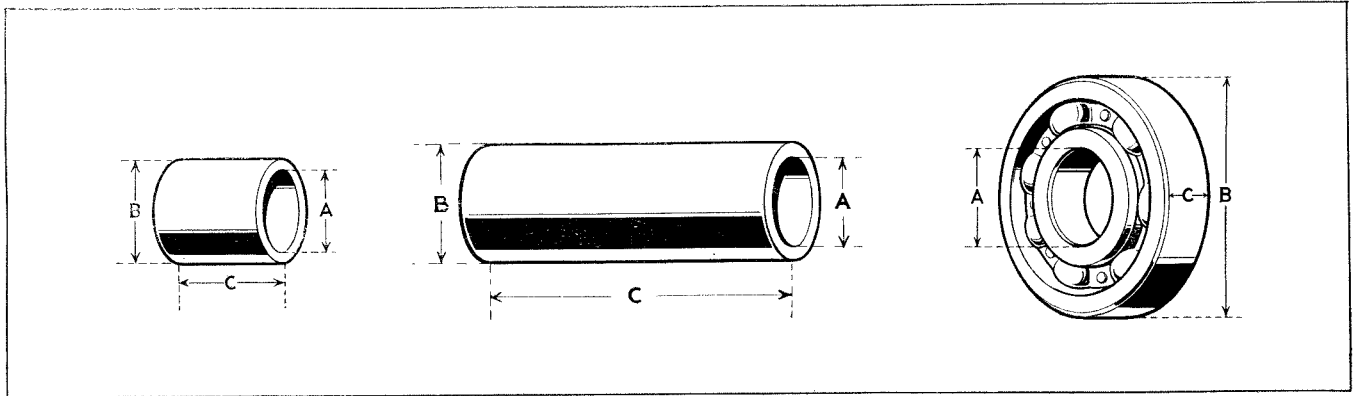
Replacement Details for DISTRIBUTORS, H.T. COILS AND MAGNETOS

In the detailed spare parts section of this list certain units are marked * indicating that whereas spare parts are obtainable, the complete unit is out of production. In most instances a suitable replacement of more modern design is indicated below, but where no such replacement exists it will be necessary to have the old unit repaired.

Part No.	Replaced by	Part No.	Replaced by	Part No.	Replaced by
40007	40129/S	405508	40224/S	406346	40074/S
40012	40163/S	405509	40062/S	406352	40251/S
40042	40074/S	405510	40162/S and 401091	406353	40100/S
40045	40179/S	405514	40071/S	406566	40133/S
40047	40175/S	405515	40220/S	406567	40175/S
40048	40162/S	405516	40069/S	406617	40000/S
40050	40070/S	405541	40069/S	406622	40110/S
40052	40195/S	405543	40062/S	407213	40175/S
40055	40085/S	405546	40081/S	407266	40033
40056	40251/S	405556	40162/S	407275	40165/S
40057	40091/S	405557	40162/S	407308	40281/S
40060	40110/S	405558	40064/S	407328	40281/S
40066	Return for repair	405567	40064/S	407329	40133/S
40080	40093/S	405568	40251/S	407336	40133/S
40088	40269/S	405569	40076/S	407345	40282/S
40096	40092/S	405570	40091/S	407349	Return for repair
40103	Return for repair	405580	40162/S and 401091	408376	40225/S
40117	40269/S	405585	40064/S and 401091	408380	40164/S
40125	Return for repair	405601	40224/S	408656	40110/S
40131	Return for repair	405616	40224/S	408662	40226/S
40137	40179/S	405651	40174/S	408664	Return for repair
40148	40081/S	405945	40175/S	408669	40092/S
40198	40249	405951	40063/S	408670	40092/S
40205	40076/S	405957	Return for repair	408671	40179/S
40221	40224/S	405974	40063/S	408673	Return for repair
40253	40223	405983	40175/S	408683	Return for repair
40257	40270/S	405985	407348	408954	415729, 407131 and 408999
40264	40375	405994	Return for repair	408994	40135
40305	40364	406017	40175/S	408995	40135
40310	40359	406051	40109/S	409569	40196/S
40311	40360	406053	40113/S	409601	40182/S
40312	40401	406054	40063/S	409615	40197/S
40354	40392	406068	40179/S	409624	40196/S
40366	40392	406069	40063/S	409629	40194/S
40380	40430	406070	40051/S	409639	40195/S
40396	40430	406071	40051/S	409641	40192/S
45013	45042	406078	40063/S	409642	40193/S
45039	45012	406262	40027/S	409928	40140
45056	45036	406269	40053/S	409929	40112 and 401091
400203	40110/S	406274	40070/S	409930	40061
400206	40224/S	406283	40053/S	410041	40225/S
400290	40315/S	406284	40129/S	410042	40164/S
401612	45020	406291	40251/S	410501	40165/S
403925	40110/S	406318	40091/S	410503	40033
404302	40220/S	406319	40196/S	410504	40133/S
404398	Return for repair	406320	40074/S	410700	40135
404425	40182/S	406326	40196/S	410701	40135
404915	40092/S	406333	40091/S	410702	Return for repair
405492	40197/S	406335	40251/S	411052	40223
405507	40062/S	406341	40251/S	488562	44109
		406345	40027/S and 401091	488655	44088



BUSHINGS AND BEARINGS



BUSHING CHART

Part No.	Description	Dimensions		
		A Bore	B Diameter	C Width
404374	Oil-less bearing490"	.625"	.625"
410590	Oil-less bearing490"	.625"	.813"
419231	Porous bronze bearing490"	.750"	1.500"
419430	Porous bronze bearing490"	.750"	2.473"
419673	Porous bronze bearing490"	.750"	1.000"
420064	Porous bronze bearing490"	.655"	2.420"

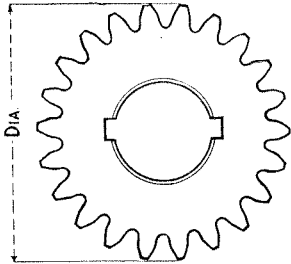
BEARING CHART

Part No.	Type	Description	Dimensions		
			A Bore	B Diameter	C Width
189272	S5	Single row; 'S' type journal; English sizes500"	1.125"	.250"
189295	LS5	Single row; rigid ball journal; light type; English sizes	.500"	1.313"	.375"
189315	ULS5	Double row; self aligning ball journal; light type; English sizes500"	1.313"	.375"
189322	R112	Roller journal; light type; metric sizes	12 mm.	32 mm.	10 mm.

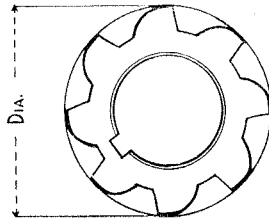
GEAR SETS



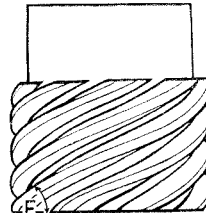
DISTRIBUTOR AND GENERATOR



SPUR TYPE



SPIRAL TYPE



ELEVATION

Part No.	Fitted to	Set consisting of	Outside diameter (inches)	No. of Teeth	Type of Gear	Direction of Spiral
220408	Generator C35A ..	Distributor gear Generator gear	.997 1.001	6 15	Spiral Spiral	L.H. L.H.
224259	Generator C45A ..	Distributor gear Generator gear	1.015 1.014	20 10	Spiral Spiral	R.H. R.H.
229044	Generator C45D ..	Distributor gear Generator gear	1.015 1.016	20 10	Spiral Spiral	R.H. R.H.
239301	Generator C45A ..	Distributor gear Generator gear	1.016 1.016	20 10	Spiral Spiral	R.H. R.H.
239302	Generator C45A ..	Distributor gear Generator gear	.908 1.207	12 5	Spur Spur	— —
239303	Generator C45AL ..	Distributor gear Generator gear	.987 1.152	20 10	Spiral Spiral	R.H. R.H.
402074	Distributor DCR4A ..	Gear Pinion	.966 1.044	14 7	Spiral Spiral	L.H. L.H.
406142	Generator C418A ..	Distributor gear Generator gear	.962 1.140	20 8	Spiral Spiral	R.H. R.H.
421370	Generator DEL42 ..	Gear Pinion	1.009 1.003	15 6	Spiral Spiral	L.H. L.H.

LUCAS

HEADLAMPS

SECTION

H

EXTERNAL AND FLUSH FITTING

Model Interpretation

PREFIX

B	Brass (chromium plated) body.
D	Domed lens.
F	Flush fitting.
L-H1-O	Lucas headlamp, double contact.
L-H2-O	Lucas headlamp, single contact.
L	Used on models normally fitted with separate reflector and lens to denote light unit.
M	Standard lamp with separate reflector and lens. Reflector held with rubber head.
P	Projector.
R	Rolls-Royce.
S	Spigot fixing (S700 only).
SS	Side socket fixing.
U	Switch panel fitted in headlamp body.

SUFFIX

42	6" aperture.
80	8 $\frac{3}{4}$ " aperture; 7 $\frac{3}{8}$ " depth.
100	10 $\frac{1}{4}$ " aperture; 8" depth.
133	6" aperture; 7" depth, excluding lens.
134	6" aperture; 8" depth, excluding lens.
140	7 $\frac{1}{2}$ " aperture; 6" depth, excluding lens.
141	7 $\frac{1}{2}$ " aperture; 8 $\frac{1}{2}$ " depth, excluding lens.
143	7 $\frac{1}{2}$ " aperture; 6" depth, excluding lens.
147	7 $\frac{1}{2}$ " aperture; 7 $\frac{1}{2}$ " depth, excluding lens.
148	7 $\frac{1}{2}$ " aperture; 7 $\frac{1}{2}$ " depth, excluding lens.
163	8 $\frac{1}{2}$ " aperture; 8 $\frac{7}{16}$ " depth, excluding lens. As 166 except for method of fixing.
166	8 $\frac{1}{2}$ " aperture; 8 $\frac{7}{16}$ " depth, excluding lens. As 163 except for method of fixing.
575	5 $\frac{3}{4}$ " aperture.
575-1	5 $\frac{3}{4}$ " aperture; special for Morris Motors.
700 Mk. III	..	7" aperture; split rim.
700 Mk. VI	..	7" aperture; non-split rim.
770	7.70" aperture.
EF	Export France.
EDS	Electric dip and switch.
LR	Special long range light unit.
P	Pilot light.



HIGH POWER PROJECTORS

MODELS P80, P100 AND R100

Detailed Spare Parts

Part No.	50161A P80-2EDS Chromium	50162A P80-2 Chromium	50163B P100LS-EDS Chromium	50164B P100LS Chromium	50307B P100LS-EDS Chromium	50329A R100S Chromium
(1) Rim or door	551604	551604	506587	506587	506587	506587
(2) Wires, lens fixing	551603	551603	506500	506500	506500	506500
(3) Bead, rubber	506502	506502	506502	506502	506502	506502
(4) Lens	500371	500371	509689	509689	509689	506411
(5) Motif, with fixing screws	—	—	506589	506589	506589	506588
(6) Dipper unit, with fixing screws	57017	—	509610	—	509610	—
(7) Fuse	188232	—	188236	—	188236	—
(8) Bulb holder or adaptor	504804	504804	509684	509684	509684	509684
(9) Backshell, with bulb holder	—	—	—	—	—	—
(10) Reflector or light unit	—	—	506595	506595	509648	506594
(11) Bulb	57	57	87	87	87	87
(12) Tripod	—	—	506506	506506	506506	—
(13) Wires, light unit fixing	—	—	—	—	—	—
(14) Rim, unit	—	—	—	—	—	—
(15) Rim, extension	—	—	506598	506598	509649	506597
(16) Junction box	—	—	501398	501398	501398	501398
(17) Nut, lamp fixing	170288	170288	170288	170288	170288	500357
(18) Screw, rim locking	500362	500362	122431	122431	122431	122431
(19) Motif, body	—	—	506582	506582	506582	506582
(20) Bead, rubber	—	—	506503	506503	506503	506503
(21) Sundry parts, set	—	—	553652	553652	553652	553652

Part No.	50773B P100 Chromium	50816B R100 Chromium	50820A R100L-EF Chromium	*500405 P80S-EDS Chromium	*501772 P80S Chromium	*501774 P80 Chromium
(1) Rim or door	506587	506587	506587	—	—	—
(2) Wires, lens fixing	506500	506500	506500	—	—	—
(3) Bead, rubber	506502	506502	506502	506502	506502	506502
(4) Lens	506411	506411	506508	500371	500371	500371
(5) Motif, with fixing screws	506589	506588	506589	—	—	—
(6) Dipper unit, with fixing screws	—	—	—	57017	—	—
(7) Fuse	—	—	—	188232	—	—
(8) Bulb holder or adaptor	860895	—	562303	—	504804	504804
(9) Backshell, with bulb holder	—	—	506481	—	—	—
(10) Reflector or light unit	506595 †553774	506595	553674	—	—	—
(11) Bulb	303	—	—	90	57	90
(12) Tripod	—	—	506506	—	—	—
(13) Wires, light unit fixing	504665	504665	—	—	—	—
(14) Rim, unit	553642	553642	—	—	—	—
(15) Rim, extension	553664	553664	506598	—	—	—
(16) Junction box	501398	501398	501398	501398	501398	501398
(17) Nut, lamp fixing	500357	500357	500357	500357	500357	500357
(18) Screw, rim locking	122431	122431	122431	500362	500362	500362
(19) Motif, body	506582	506582	506582	—	—	—
(20) Bead, rubber	506503	506503	506503	—	—	—
(21) Sundry parts, set	553652	553652	553652	—	—	—

For illustrations, see page H5.

* See Supersession Chart

† Light unit

HIGH POWER PROJECTORS



MODELS P80, P100 AND R100—continued

Detailed Spare Parts

50355A P80-2 Chromium	50428A R100S Chromium	50489B P100L Chromium	50502A P100LS-EDS Chromium	50532A P100LS-EDS Chromium	50533A P100LS Chromium	50628A P100LS Chromium	50693A R100S-EF Chromium	50731A R100S-EDS Chromium	
551604	506587	506587	506587	506587	506587	506587	506587	506587	(1)
551603	506500	506500	506500	506500	506500	506500	506500	506500	(2)
506502	506502	506502	506502	506502	506502	506502	506502	506502	(3)
500371	506411	509689	506508	509689	509689	509689	506411	506411	(4)
—	506588	506589	506589	506589	506589	506589	506588	506588	(5)
—	—	—	509610	509610	—	—	—	509610	(6)
—	—	—	188236	188236	—	—	—	188236	(7)
504801	507701	504801	509684	509684	509684	507701	562303	509684	(8)
—	—	—	—	—	—	—	506481	—	(9)
—	506594	506595	506595	506595	506595	506595	509623	506594	(10)
171	182	—	96	96	96	182	—	96	(11)
—	—	506506	506506	506506	506506	506506	—	—	(12)
—	—	—	—	—	—	—	—	—	(13)
—	—	—	—	—	—	—	—	—	(14)
—	506597	506598	506598	506598	506598	506598	506597	506597	(15)
—	501398	501398	501398	501398	501398	501398	501398	501398	(16)
—	500357	170288	500357	500357	500357	500357	500357	500357	(17)
500362	122431	122431	122431	122431	122431	122431	122431	122431	(18)
—	506582	506582	506582	506582	506582	506582	506582	506582	(19)
—	506503	506503	506503	506503	506503	506503	506503	506503	(20)
—	553652	553652	553652	553652	553652	553652	553652	553652	(21)

*505302 P100R-EDS Chromium	*505303 P100R Chromium	*505340 P100RS Chromium	*505341 P100RS Chromium	*506570 P100LS-EDS Chromium	*506571 P100LS Chromium	*509600 P100LS-EDS Chromium	*509601 P100LS Chromium	
—	—	—	—	506587	506587	506587	506587	(1)
—	—	—	—	506500	506500	506500	506500	(2)
509653	509653	509653	509653	506502	506502	506502	506502	(3)
503778	503778	503778	503778	506508	506508	506508	506508	(4)
—	—	—	—	—	—	506589	506589	(5)
57017	—	—	—	509610	—	509610	—	(6)
188232	—	—	—	188236	—	188236	—	(7)
—	—	—	—	509684	509684	509684	509684	(8)
—	—	—	—	—	—	—	—	(9)
—	—	—	—	506595	506595	506595	506595	(10)
90	90	57	57	87	87	87	87	(11)
505309	505309	505309	505309	506506	506506	506506	506506	(12)
—	—	—	—	—	—	—	—	(13)
—	—	—	—	—	—	—	—	(14)
505332	505332	505332	505332	506598	506598	506598	506598	(15)
501398	501398	—	501398	501398	501398	501398	501398	(16)
500357	500357	500357	500357	500357	500357	—	—	(17)
—	—	—	—	122431	122431	122431	122431	(18)
—	—	—	—	506582	506582	506582	506582	(19)
—	—	—	—	506503	506503	506503	506503	(20)
553652	553652	553652	553652	553652	553652	553652	553652	(21)

For illustrations, see page H5.



HIGH POWER PROJECTORS

MODELS P80, P100 AND R100

Vehicle Application Reference

50161A P80-EDS. 10 $\frac{5}{8}$ " rim, chromium plated finish; 12 volt; single contact; lens domed, U-shaped flutes; left hand lamp.

Jaguar 1 $\frac{1}{2}$ litre 1946-48.
Triumph 16 'Dolomite' Roadster 1939.

50162A P80-2. 10 $\frac{5}{8}$ " rim, chromium plated finish; 12 volt; single contact; lens domed, U-shaped flutes; right hand lamp.

Daimler 20 1939.
Jaguar 1 $\frac{1}{2}$ litre 1946-48.
Triumph 16 'Dolomite' Roadster 1939.

50163B P100LS-EDS. 12 $\frac{1}{8}$ " rim, chromium plated finish; 12 volt; single contact; lens flat difusa, plain centre; left hand lamp. As 50307 except for reflector.

Jaguar 2 $\frac{1}{2}$ and 3 $\frac{1}{2}$ litre 1946-48.
S.S. 'Jaguar' 2 $\frac{1}{2}$ and 3 $\frac{1}{2}$ litre and '100' 1939-40.

50164B P100LS. 12 $\frac{1}{8}$ " rim, chromium plated finish; 12 volt; single contact; lens flat difusa, plain centre; right hand lamp.

Jaguar 2 $\frac{1}{2}$ and 3 $\frac{1}{2}$ litre 1946-48.
S.S. 'Jaguar' 2 $\frac{1}{2}$ and 3 $\frac{1}{2}$ litre and '100' 1939-40.

50307B P100LS-EDS. 12 $\frac{1}{8}$ " rim, chromium plated finish; 12 volt; single contact; lens flat difusa, plain centre; left hand lamp. As 50163 except for reflector.

Jaguar 2 $\frac{1}{2}$ and 3 $\frac{1}{2}$ litre 1947-48.

50329A R100S. 12 $\frac{1}{8}$ " rim, chromium plated finish; 12 volt; single contact; plain lens; left hand or right hand lamp.

Rolls-Royce 'Silver Wraith' 1946-54.

50355A P80-2. 10 $\frac{5}{8}$ " rim, chromium plated finish; 12 volt; double contact; lens domed, U-shaped flutes; left hand or right hand lamp.

Jaguar 1 $\frac{1}{2}$ litre 1947.

50428A R100S. 12 $\frac{1}{8}$ " rim, chromium plated finish; 12 volt; double contact; plain lens; left hand or right hand lamp.

Rolls-Royce 'Silver Wraith' 1946-54.

50489B P100L. 12 $\frac{1}{8}$ " rim, chromium plated finish; 12 volt; double contact; lens flat difusa, plain centre; less bulb; left hand or right hand lamp.

Jaguar 2 $\frac{1}{2}$ and 3 $\frac{1}{2}$ litre 1947-48.

50502A P100LS-EDS. 12 $\frac{1}{8}$ " rim, chromium plated finish; 12 volt; single contact; lens flat fluted, plain centre; left hand lamp. As 50532 except for lens.

Austin Limousine, Ambulance and Hearse 1951-54.

50532A P100LS. 12 $\frac{1}{8}$ " rim, chromium plated finish; 12 volt; single contact; lens flat difusa, plain centre; left hand lamp. As 50502 except for lens.

Alvis 4.3 litre 1939.
Austin Limousine, Ambulance and Hearse 1951-54.
Lagonda 4 $\frac{1}{2}$ litre 1939.

50533A P100LS. 12 $\frac{1}{8}$ " rim, chromium plated finish; 12 volt; single contact; lens flat difusa, plain centre; right hand lamp. As 50628 except for bulb holder and bulb.

Alvis 25 'Speed' 1939.
Austin Limousine, Ambulance and Hearse 1951-54.
Daimler 27 and 36 1946-53.
Lagonda 4 $\frac{1}{2}$ litre 1939.
Wolseley 25 1939.

50628A P100LS. 12 $\frac{1}{8}$ " rim, chromium plated finish; 12 volt; lens flat difusa; plain centre; left hand or right hand lamp. As 50533 but double contact.

Daimler 27 and 36 1946-53.

50693A R100S-EF. Export France; 12 $\frac{1}{8}$ " rim, chromium plated finish; 12 volt; 3-pin adaptor; plain lens; left hand or right hand lamp.

Rolls-Royce 'Silver Wraith' 1947-54.

50731A R100S-EDS. 12 $\frac{1}{8}$ " rim, chromium plated finish; 12 volt; single contact; plain lens; left hand or right hand lamp.

Rolls-Royce 'Silver Wraith' 1946-50 and 1953-54.

50773B P100. Export U.S.A.; 12 $\frac{1}{8}$ " rim, chromium plated finish; 12 volt; double contact; plain lens; left hand or right hand lamp.

Austin Limousine, Ambulance and Hearse 1951-53.

50816A R100. Export U.S.A.; 12 $\frac{1}{8}$ " rim, chromium plated finish; 12 volt; less bulb and bulb holder; plain lens; left hand or right hand lamp.

Rolls-Royce 'Silver Wraith' 1947-54.

50820A R100L-EF. Export France; 12 $\frac{1}{8}$ " rim, chromium plated finish; 12 volt; 3-pin adaptor; lens flat fluted, plain centre; left hand or right hand lamp.


Austin Limousine, Ambulance and Hearse 1951-54.

HIGH POWER PROJECTORS



MODELS P80, P100 AND R100

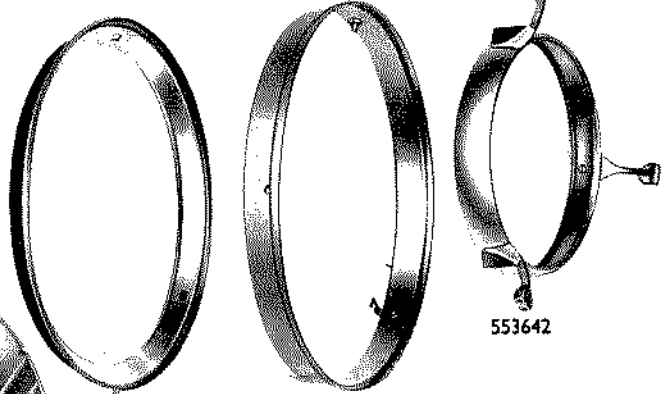
RIM OR DOOR



506587

551604

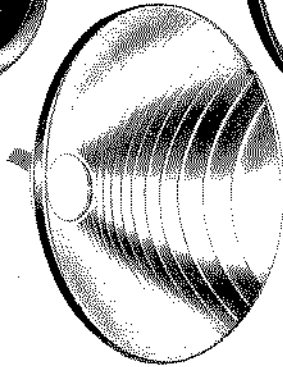
RIM, EXTENSION



505332

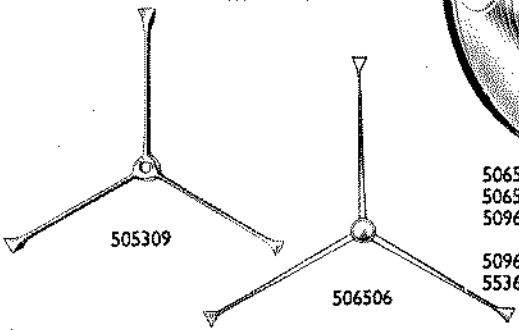
553642

REFLECTOR



506597 (Special for Rolls Royce)
506598 (Non-Dip)
509649 (Vertical Dip)
553664 (Special piercing)

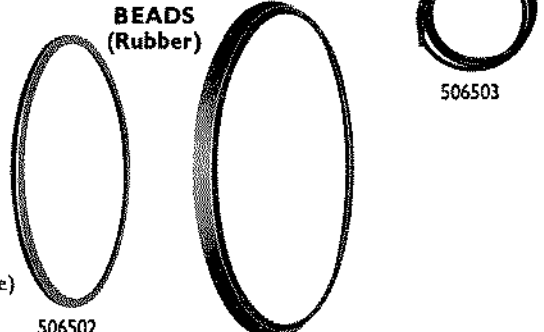
TRIPODS



505309

506506

BEADS (Rubber)



506503

506502

509653

506594 (Facetted)
506595 (Plain)
509623 (Facetted—Export France)
509648 (Plain—Vertical Dip)
553674 (Plain—Export France)

BULBHOLDERS

DIPPER UNIT



57017
509610 (Insul. Return)



504801



504804



506481



507701



509684



562303



860895

MOTIF



506588



506589



170288



500357

NUTS (Fixing)

Screw 122431



506582

WIRES Fixing



504665



506500 (P100 Type)
551603 (P80 Type)

SUNDRY PARTS SET




553652

JUNCTION BOX

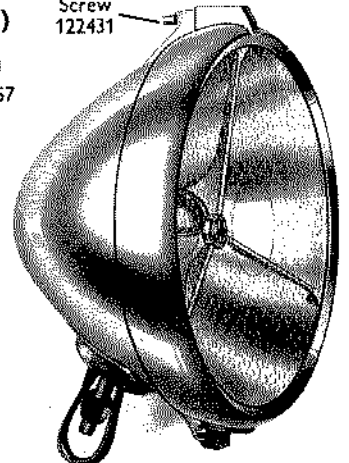


501398



MODEL P80

Screw 500362




MODELS P100
R100


For illustrations and details of headlamp lenses see pages H52 and H53




HEADLAMPS, External Fitting




MODEL FF133




MODEL L-H1-0 (Single Contact)
L-H2-0 (Double Contact)



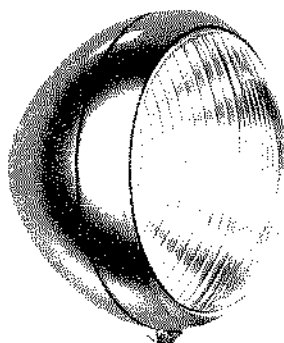
MODEL MU42




MODEL M42




MODEL MD133
MBD133 (Chrome)



MODEL MD143
MBD143 (Chrome)



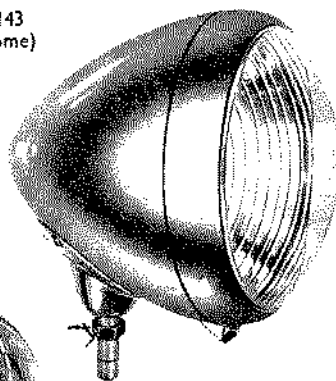
MODEL MD134




MODEL MD140
MBD140 (Chrome)
MD141 (Deeper body)
MBD141 (Chrome)




MODEL MBPL147



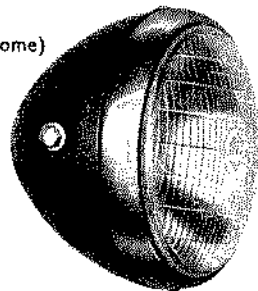
MODEL MD148
MBD148 (Chrome)
MBD147 (less ball shell)



MODEL MBD166
MBD163 (Sliding bolt fixing)



MODEL S700



MODEL SS575 (6" Rim Dia.)
SS700 (7 1/2" Rim Dia.)

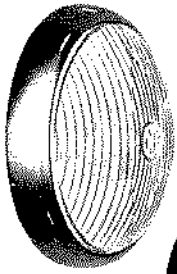
For illustrations and details of headlamp lenses see pages H52 and H53

HEADLAMPS, External Fitting

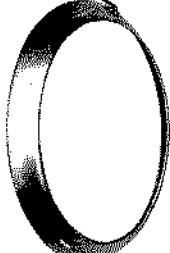


RIM OR DOOR ASSEMBLIES

Prism
509754



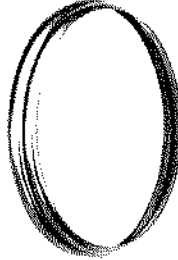
507577



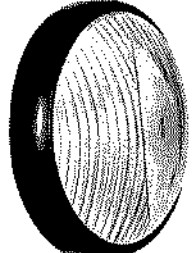
509744



534343




550322



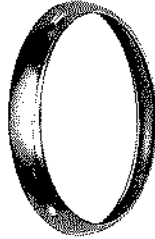
551361
551075 (Chrome)
508718 (Chrome)



551371



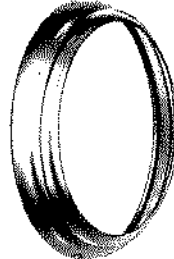
552261



553248

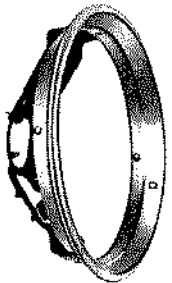


553080
509484 (Chrome)

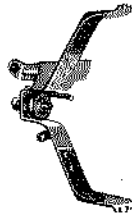


553435


Rim,
Extension




BRACKETS, ACTION



508595



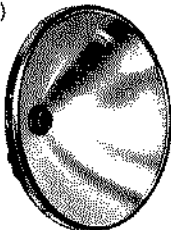
509739



509740

REFLECTORS


508716 (9" Dia.)
508754 (Vertical Dip)
507080 (8 3/8" Dia.)
508248 (7 3/8" Dia.)




501875



506854 (Single Contact)
506855 (Double Contact)
551912 (Double Contact
with pilot)
508755 (9 1/2" Dia.)
507002 (8 3/8" Dia.)
509746 (6" Dia.)
508278 (For 3 pin Adaptor)



508247
509745 (with pilot)
507597 (with pilot)
508596 (Single Contact)



509793



553145 (Single Contact)
553148 (Double Contact)




553147 (Double Contact main)
(Single Contact pilot)
553146 (Single Contact
main and pilot)




553159



551966 (Double Contact)
551998 (Single Contact)



552402



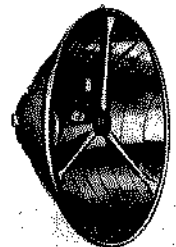
553562



553921
553268 (with pilot)
553695 (55575 Type)



553940
553948 (Silvered
Reflector)




553961

For illustrations and details of headlamp lenses see pages H52 and H53



HEADLAMPS, External Fitting

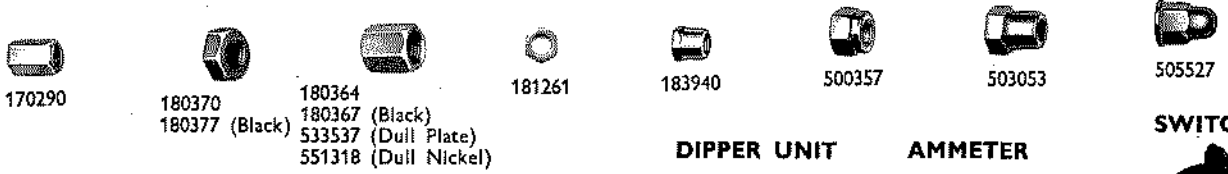
FIXING WIRES



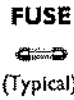
SCREWS - FIXING



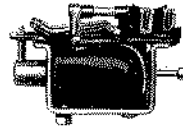
NUTS - FIXING



CATCH ASSEMBLIES



DIPPER UNIT



AMMETER




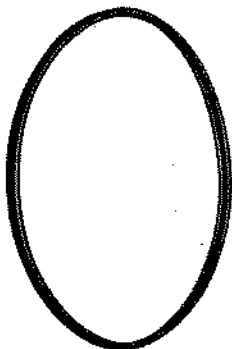
SWITCH



BULB HOLDERS, INTERIORS & ADAPTORS



BEADS



509201 (8 3/8" Dia.)
553065 (7" Dia.)
507154 (9 1/8" Dia.)
511844 (8 3/8" Dia.)



506361 (6" Dia.)
516399 (4" Dia.)

For illustrations and details of headlamp lenses see pages H52 and H53

HEADLAMPS, External Fitting



DETAILED SPARE PARTS

Part No.	*50045A	*50046A	50079B	50080B	50081B	50082B	50083B
Model	MD153	MD153	MBD133	MBD 133-EDS	MBD 133-EDS	MBD133	MBD 133-EDS
Finish	Black	Black	Chromium	Chromium	Chromium	Chromium	Chromium
Rim or door	551075	551075	509484	509484	509484	509484	509484
Lens	505235	505235	550875	550875	550875	550875	550875
Wires, lens fixing	500291	500291	500291	500291	500291	500291	500291
Bead, rubber	507088	507088	553065	553065	553065	553065	553065
Bead, langite	—	—	—	—	—	—	—
Reflector or light unit	507002	507002	553145	508596	508596	553145	508596
Bulb holder or interior, main	504804	504804	500181	500181	500181	500181	500181
Bulb holder or interior, pilot	—	—	—	—	—	—	—
Bulb, main, 12v.	57	57	57	57	—	—	—
Bulb, main, 6v.	—	—	106	—	106	106	106
Bulb, pilot, 12v.	—	—	—	—	—	—	—
Bulb, pilot, 6v.	—	—	—	—	—	—	—
Dipper unit	—	—	—	57017	57016	—	57016
Fuse	—	—	—	188232	188235	—	188235
Bracket, action	—	—	—	508595	508595	—	508595
Rim, extension	—	—	—	—	—	—	—
Nut, fixing bolt	505527	505527	183940	183940	183940	183940	183940
Catch or screw, rim fixing	509936	509936	509936	509936	509936	509936	509936

Part No.	50085B	50086D	50087D	50088A	* 50089A	*50095A	*50096A
Model	MBD 133-EDS	MBD134	MBD 134-EDS	FF133-1P	FF133-EDS	MBD 147-EDS	MBD147
Finish	Chromium	Chromium	Chromium	C.P.R.	C.P.R.	Chromium	Chromium
Rim or door	509484	509484	509484	509744	509744	507577	507577
Lens	550875	550875	550875	509757	509757	551308	551308
Wires, lens fixing	500291	500291	500291	509753	509753	500291	500291
Bead, rubber	553065	553065	553065	†509724	†509724	509201	509201
Bead, langite	—	—	—	506361	506361	—	—
Reflector or light unit	508596	553145	508596	509746	509745	508247	506854
Bulb holder or interior, main	500181	500181	500181	500181	500181	504804	504804
Bulb holder or interior, pilot	—	—	—	500181	500181	—	—
Bulb, main, 12v.	57	57	57	—	—	57	57
Bulb, main, 6v.	—	106	—	106	106	—	—
Bulb, pilot, 12v.	—	—	—	—	—	—	—
Bulb, pilot, 6v.	—	—	—	200	200	—	—
Dipper unit	57017	—	57017	—	57016	57017	—
Fuse	188232	—	188232	—	188235	188232	—
Bracket, action	508595	—	—	509740	509739	—	—
Rim, extension	—	—	—	—	—	508248	—
Nut, fixing bolt	180377	180364	180364	—	—	180377	180377
Catch or screw, rim fixing	509936	509936	509936	—	—	509936	509936
Prism	—	—	—	113531	113531	—	—
Wires, prism fixing	—	—	—	509754	509754	—	—
Wires, prism fixing	—	—	—	509749	509749	—	—

Part No.	*50098A	50101B	*50102A	*50103A	50104A	*50107A	*50108A
Model	MBD148	MBD 140-EDS	MBD140	MBD 140-EDS	MBD 141-EDS	MBD 143-EDS	MBD143
Finish	Chromium	Chromium	Chromium	Chromium	Black, C.P.R.	Chromium	Chromium
Rim or door	507577	507577	507577	507577	507577	507577	507577
Lens	551308	507586	551308	551308	507586	516173	516173
Wires, lens fixing	500291	500291	500291	500291	500291	500291	500291
Bead, rubber	509201	509201	509201	509201	509201	509201	509201
Bead, langite	—	—	—	—	—	—	—
Reflector or light unit	506854	508247	506854	508247	508247	508247	506854
Bulb holder or interior, main	504804	504804	504804	504804	504804	504804	504804
Bulb holder or interior, pilot	—	—	—	—	—	—	—
Bulb, main, 12v.	57	—	57	57	—	57	57
Bulb, main, 6v.	—	75	—	—	106	—	—
Bulb, pilot, 12v.	—	—	—	—	—	—	—
Bulb, pilot, 6v.	—	—	—	—	—	—	—
Dipper unit	—	57016	—	57017	57016	57017	—
Fuse	—	188235	—	188232	188235	188232	—
Bracket, action	—	—	—	—	—	—	—
Rim, extension	—	508248	—	508248	508248	508248	—
Nut, fixing bolt	180377	180377	180377	180377	180377	505527	505527
Catch or screw, rim fixing	509936	509936	509936	509936	509936	509936	509936

For illustrations, see pages H6-H8.

* See Supersession Chart † Body fixing C.P.R. . . Chromium plated rim

continued



HEADLAMPS, External Fitting

DETAILED SPARE PARTS

Part No.	50124B	50129A	*50141A	*50142A	50146D	50147D	50148D	*50149D
Model	L-H1-O	L-H2-O	L133-EDS	L133	MBD 133-EDS	MBD 133-1	MBD 133-1	MBD 133-1
Finish	Black	Black	Black	Black	Chromium	Chromium	Chromium	Chromium
(1) Rim or door	552261	552261	553080	553080	509484	509484	509484	509484
(2) Lens	552282	552282	516144	516144	550875	550875	550875	550875
(3) Wires, lens fixing	504665	504665	500291	500291	500291	500291	500291	500291
(4) Bead, rubber	551959	551959	506361	506361	553065	553065	553065	553065
(5) Bead, langite	—	—	—	—	—	—	—	—
(6) Reflector or light unit	551966	551998	508596	*508571	508596	553145	553148	553148
(7) Bulb holder or interior, main	504801	504804	500181	500181	500181	500181	504801	504801
(8) Bulb holder or interior, pilot	—	—	—	—	—	—	—	—
(9) Bulb, main, 12v.	171	57	—	57	—	—	—	—
(10) Bulb, main, 6v.	109	106	11	106	106	106	168	168
(11) Bulb, pilot, 12v.	—	—	—	—	—	—	—	—
(12) Bulb, pilot, 6v.	—	—	—	—	—	—	—	—
(13) Dipper unit	—	—	57016	—	57016	—	—	—
(14) Fuse	—	—	188235	—	188235	—	—	—
(15) Bracket, action	—	—	508595	—	508595	—	—	—
(16) Rim, extension	—	—	—	—	—	—	—	—
(17) Nut, fixing bolt	180377	180377	181261	181261	170290	170290	170290	170290
(18) Catch or screw, rim fixing	552255	552255	552255	552255	509936	509936	509936	509936

Part No.	50177A	*50178A	*50181A	*50182A	50185H	*50194A	*50195A	*50196A
Model	MBD147	LBD166	MBD 166-EDS	MBD166	MU42	MBD 145-EDS	MD145	MBD 145-EDS
Finish	Chromium	Chromium	Chromium	Chromium	Black, C.P.R.	Black, C.P.R.	Black, C.P.R.	Chromium
(1) Ammeter	—	—	—	—	36184	—	—	—
(2) Ring, rubber	—	—	—	—	523986	—	—	—
(3) Switch, lighting	—	—	—	—	34080	—	—	—
(4) Rim or door	507577	508718	508718	508718	509484	550322	550322	507577
(5) Lens	507586	507163	507163	507163	550875	550280	550280	507586
(6) Wires, lens fixing	500291	500291	500291	500291	500291	504665	504665	500291
(7) Bead, rubber	509201	—	—	—	553065	509201	509201	509201
(8) Bead, langite	—	508736	508736	508736	†516399	—	—	—
(9) Reflector or light unit	506854	—	501875	—	553147	508247	506854	508247
(10) Bulb holder or interior, main	504804	504804	504804	504804	504801	504804	504804	504804
(11) Bulb holder or interior, pilot	—	—	—	—	500181	—	—	—
(12) Bulb, main, 12v.	57	57	57	57	—	57	57	57
(13) Bulb, main, 6v.	—	—	—	—	168	—	—	—
(14) Bulb, pilot, 12v.	—	—	—	—	—	—	—	—
(15) Bulb, pilot, 6v.	—	—	—	—	200	—	—	—
(16) Dipper unit	—	—	57017	—	—	57017	—	57017
(17) Fuse	—	—	188232	—	—	188232	—	188232
(18) Bracket, action	—	—	—	—	—	—	—	—
(19) Rim, extension	—	—	—	—	—	508248	—	508248
(20) Nut, fixing bolt	180377	533537	—	—	—	180377	180377	180364
(21) Catch or screw, rim fixing	509936	509936	509936	509936	509936	509936	509936	509936

Part No.	*50215D	*50216D	*50217A	*50218A	50219A	50220D	*50221D	*50222D
Model	MD 134-1EDS	MD134	MD 141-EDS	MD141	MD134-1	MD134-1	MD134-1	MD134-1
Finish	Primer, C.P.R.	Primer, C.P.R.	Black, C.P.R.	Black, C.P.R.	Black, C.P.R.	Black, C.P.R.	Black, C.P.R.	Primer, C.P.R.
(1) Rim or door	507577	507577	507577	507577	509484	509484	509484	509484
(2) Lens	550875	550875	507586	507586	550875	550875	550875	550875
(3) Wires, lens fixing	500291	500291	500291	500291	500291	500291	500291	500291
(4) Bead, rubber	553065	553065	509201	509201	553065	553065	553065	553065
(5) Bead, langite	—	—	—	—	—	—	—	—
(6) Reflector or light unit	508596	553145	508247	506854	553148	553148	553148	553148
(7) Bulb holder or interior, main	500181	500181	504804	504804	504801	504801	504801	504801
(8) Bulb holder or interior, pilot	—	—	—	—	—	—	—	—
(9) Bulb, main, 12v.	—	—	—	—	171	171	—	—
(10) Bulb, main, 6v.	106	106	106	106	169	169	169	169
(11) Bulb, pilot, 12v.	—	—	—	—	—	—	—	—
(12) Bulb, pilot, 6v.	—	—	—	—	—	—	—	—
(13) Dipper unit	57016	—	57016	—	—	—	—	—
(14) Fuse	188235	—	188235	—	—	—	—	—
(15) Bracket, action	—	—	—	—	—	—	—	—
(16) Rim, extension	—	—	508248	—	—	—	—	—
(17) Nut, fixing bolt	180364	180364	180377	180377	180364	180364	180364	180364
(18) Catch or screw, rim fixing	509936	509936	509936	509936	509936	509936	509936	509936

For illustrations, see pages H6-H8.

* See Supersession Chart † Rubber cord C.P.R. . . Chromium plated rim

HEADLAMPS, External Fitting



DETAILED SPARE PARTS

50150D MBD 166S-EDS Black	50151B MBD166S Black	*50153A MBD 140-1EDS Chromium	*50154A MD140-1 Chromium	*50155A MBD 147S-EDS Chromium	*50156A MBD147-3 Chromium	50170D MBD133 Chromium	50171D MBD 133-EDS Chromium	*50174A MBD 147-EDS Chromium	*50175A MBD147 Chromium	50176A MBD147-1EDS Chromium
508718	508718	507577	507577	507577	507577	509484	509484	507577	507577	507577 (1)
507163	507163	551308	551308	507586	507586	550875	550875	507586	504224	507586 (2)
500291	500291	500291	500291	500291	500291	500291	500291	500291	500291	500291 (3)
507154	507154	509201	509201	509201	509201	553065	553065	509201	509201	509201 (4)
—	—	—	—	—	—	—	—	—	—	— (5)
501875	508755	508247	506854	508247	506854	553145	508596	508247	506854	508247 (6)
504804	504804	504804	504804	504804	504804	500181	500181	504804	504804	504804 (7)
—	—	—	—	—	—	—	—	—	—	— (8)
57	57	57	57	57	57	—	—	57	57	57 (9)
—	—	—	—	—	—	106	106	—	—	— (10)
—	—	—	—	—	—	—	—	—	—	— (11)
—	—	—	—	—	—	—	—	—	—	— (12)
57017	—	57017	—	57017	—	—	—	57016	57017	57017 (13)
188232	—	188232	—	188232	—	—	—	188235	188232	188232 (14)
—	—	—	—	—	—	—	—	508595	—	— (15)
508716	—	508248	—	508248	—	—	—	508248	—	508248 (16)
†551321	†551321	180377	180377	180377	180377	180377	180377	180377	533537	180377 (17)
509936	509936	509936	509936	509936	509936	509936	509936	509936	509936	509936 (18)

*50197A MBD141 Chromium	50199D MD 134-EDS Black	50200D MD134-1 Black, C.P.R.	*50201A L133P Black	*50202A L133P Black	50203D MBD 166-1S Chromium	*50204A M140-EDS Chromium	*50205A M140 Chromium	*50210A MBD148 Chromium	*50211A MBD148 Chromium	*50213A MBD148-EDS Chromium
—	—	—	—	—	—	—	—	—	—	— (1)
—	—	—	—	—	—	—	—	—	—	— (2)
—	—	—	—	—	—	—	—	—	—	— (3)
507577	509484	509484	553080	553080	508718	507577	507577	507577	507577	507577 (4)
507586	550875	550875	516199	516199	508724	516173	516173	551308	551308	551308 (5)
500291	500291	500291	500291	500291	500291	500291	500291	500291	500291	500291 (6)
509201	553065	553065	506361	506361	507154	509201	509201	509201	509201	509201 (7)
—	—	—	508736	508736	—	—	—	—	—	— (8)
506854	508596	553145	*551809	*551809	508755	508247	506854	506854	506854	508247 (9)
504804	500181	500181	504801	504801	504804	504804	504804	504804	504804	504804 (10)
—	—	—	—	—	—	—	—	—	—	— (11)
57	—	57	—	—	57	57	57	57	57	57 (12)
—	106	106	183	183	—	—	—	—	—	— (13)
—	—	—	—	—	—	—	—	—	—	— (14)
—	—	—	200	200	—	—	—	—	—	— (15)
—	57016	—	—	—	—	57017	—	—	—	57017 (16)
—	188235	—	—	—	—	188232	—	—	—	188232 (17)
—	—	—	—	—	—	—	—	—	—	— (18)
—	—	—	—	—	—	508248	—	—	—	508248 (19)
180364	180364	180364	183940	183940	533537	180377	180377	†551321	180377	†551321 (20)
509936	509936	509936	552255	552255	509936	509936	509936	509936	509936	509936 (21)

*50223D MBD 134-1 Chromium	*50224D MBD 134-1 Chromium	*50227A MD141 Black, C.P.R.	*50228A MD141 Black, C.P.R.	*50231A MBD141 Chromium	*50232A MBD141 Chromium	*50233A MD 145-EDS Primer, C.P.R.	*50234A MD145 Primer, C.P.R.	*50235A MD145 Black, C.P.R.	*50236A MD145 Black, C.P.R.	*50237A MD145 Primer, C.P.R.
509484	509484	507577	507577	507577	507577	550322	550322	550322	550322	550322 (1)
550875	550875	507586	507586	507586	507586	550280	550280	550280	550280	550280 (2)
500291	500291	500291	500291	500291	500291	504665	504665	504665	504665	504665 (3)
553065	553065	509201	509201	509201	509201	509201	509201	509201	509201	509201 (4)
—	—	—	—	—	—	—	—	—	—	— (5)
553148	553148	506855	506855	506855	506855	508247	506854	506855	506855	506855 (6)
504801	504801	504801	504801	504801	504801	504804	504804	504801	504801	504801 (7)
—	—	—	—	—	—	—	—	—	—	— (8)
171	171	—	—	—	—	57	57	171	171	171 (9)
169	169	169	169	169	169	—	—	—	—	— (10)
—	—	—	—	—	—	—	—	—	—	— (11)
—	—	—	—	—	—	—	—	—	—	— (12)
—	—	—	—	—	—	57017	—	—	—	— (13)
—	—	—	—	—	—	188232	—	—	—	— (14)
—	—	—	—	—	—	—	—	—	—	— (15)
—	—	—	—	—	—	508248	—	—	—	— (16)
180364	180364	180377	180377	180377	180377	180377	180377	180377	180377	180377 (17)
509936	509936	509936	509936	509936	509936	509936	509936	509936	509936	509936 (18)

For illustrations, see pages H6-H8.

* See Supersession Chart

† Ring, screw and clamp (lamp fixing)

C.P.R. . . Chromium plated rim

continued



HEADLAMPS, External Fitting

DETAILED SPARE PARTS

Part No.	*50238A	*50245A	*50250A	*50251A	*50253B	*50254B	50260D	*50261D
Model	MD145	MD140	LBD 133-1EDS	MBD133	MBD 140-EDS	MBD140	MD 133-1EDS	MD133-1
Finish	Primer, C.P.R.	Black, C.P.R.	Chromium	Chromium	Chromium	Chromium	Black	Black
(1) Rim or door	550322	507577	509484	509484	507577	507577	553080	553080
(2) Lens	550280	551308	503403	503403	551308	551308	550875	550875
(3) Wires, lens fixing	504665	500291	500291	500291	500291	500291	500291	500291
(4) Bead, rubber	509201	509201	506361	506361	509201	509201	553065	553065
(5) Bead, langite	—	—	—	508736	—	—	—	—
(6) Reflector or light unit	506855	506855	508596	*508571	508247	506854	508596	553145
(7) Bulb holder or interior, main	504801	504801	500181	500181	504804	504804	500181	500181
(8) Bulb holder or interior, pilot	—	—	—	—	—	—	—	—
(9) Bulb, main, 12v.	171	171	—	—	57	57	57	57
(10) Bulb, main, 6v.	—	—	106	106	—	—	—	—
(11) Bulb, pilot, 12v.	—	—	—	—	—	—	—	—
(12) Bulb, pilot, 6v.	—	—	—	—	—	—	—	—
(13) Dipper unit	—	—	57016	—	57017	—	57017	—
(14) Fuse	—	—	188235	—	188232	—	188232	—
(15) Bracket, action	—	—	508595	—	—	—	508595	—
(16) Rim, extension	—	—	—	—	508248	—	—	—
(17) Nut, fixing bolt	180377	180377	170290	170290	180377	180377	170290	170290
(18) Catch or screw, rim fixing	509936	509936	552255	552255	509936	509936	509936	509936

Part No.	*50303A	*50304A	*50305A	*50306D	*50314B	50315B	*50316A	*50317A
Model	L133	MBD 147-3	MBD 147-3	M42	MBD148S	MBD148S	MBD150S	MBD150S
Finish	Black	Chromium	Chromium	Black, C.P.R.	Chromium	Chromium	Chromium	Chromium
(1) Rim or door	553080	507577	507577	509484	507577	507577	551075	551075
(2) Lens	516144	507586	507586	550875	507586	507586	551070	551070
(3) Wires, lens fixing	500291	500291	500291	500291	500291	500291	500291	500291
(4) Bead, rubber	508736	509201	509201	553065	509201	509201	507088	507088
(5) Bead, langite	—	—	—	—	—	—	—	—
(6) Reflector or light unit	553148	506855	506855	553147	506855	506855	507002	507002
(7) Bulb holder or interior, main	504801	504801	504801	504801	504801	504801	504801	504801
(8) Bulb holder or interior, pilot	—	—	—	500181	—	—	—	—
(9) Bulb, main, 12v.	171	171	171	—	171	171	171	171
(10) Bulb, main, 6v.	—	—	—	168	—	—	—	—
(11) Bulb, pilot, 12v.	—	—	—	—	—	—	—	—
(12) Bulb, pilot, 6v.	—	—	—	200	—	—	—	—
(13) Dipper unit	—	—	—	—	—	—	—	—
(14) Fuse	—	—	—	—	—	—	—	—
(15) Bracket, action	—	—	—	—	—	—	—	—
(16) Rim, extension	—	—	—	—	—	—	—	—
(17) Nut, fixing bolt	181261	180377	180377	—	503053	503053	503053	503053
(18) Catch or screw, rim fixing	552255	509936	509936	509936	509936	509936	509936	509936

Part No.	*50344A	*50345A	50349B	50364B	*50370A	*50379A	*50380A	*50383B
Model	MB 150-EDS	MB150	MBD 166S	MD133P	L133P-3	MBD141	MBD141	MBD148S
Finish	Chromium	Chromium	Chromium	Black	Black	Chromium	Chromium	Chromium
(1) Rim or door	551075	551075	508718	553080	553080	507577	507577	507577
(2) Lens	505975	505975	501884	550875	516199	507586	507586	507586
(3) Wires, lens fixing	500291	500291	500291	500291	500291	500291	500291	500291
(4) Bead, rubber	507088	507088	507154	553065	506361	509201	509201	509201
(5) Bead, langite	—	—	—	—	508736	—	—	—
(6) Reflector or light unit	501875	507002	*507292	553147	500181	506855	506855	506854
(7) Bulb holder or interior, main	504804	504804	504801	504801	—	504801	504801	504804
(8) Bulb holder or interior, pilot	—	—	—	500181	—	—	—	—
(9) Bulb, main, 12v.	57	57	171	171	171	171	171	57
(10) Bulb, main, 6v.	—	—	—	—	—	—	—	—
(11) Bulb, pilot, 12v.	—	—	—	207	207	—	—	—
(12) Bulb, pilot, 6v.	—	—	—	—	—	—	—	—
(13) Dipper unit	57017	—	—	—	—	—	—	—
(14) Fuse	188232	—	—	—	—	—	—	—
(15) Bracket, action	—	—	—	—	—	—	—	—
(16) Rim, extension	507080	—	—	—	—	—	—	—
(17) Nut, fixing bolt	180377	180377	503053	183940	180377	180364	180364	503053
(18) Catch or screw, rim fixing	509936	509936	509936	509936	552255	509936	509936	509936
(19) Prism	—	—	—	—	—	—	—	—
(20) Wires, prism fixing	—	—	—	—	—	—	—	—

For illustrations, see pages H6-H8.

* See Supersession Chart C.P.R. . . Chromium plated rim

HEADLAMPS, External Fitting



DETAILED SPARE PARTS

50267D MBD 133-2 Chromium	50268D MBD 133-2 Chromium	50273D MBD 166-1S Chromium	*50274A MBD 147-1 Chromium	*50284A MBD150 Chromium	*50285A L-H1-O Black, C.P.R.	50289D MBD 166-EDS Chromium	*50291A MBD140 Chromium	50292D M42 Black, C.P.R.	*50300B MBD143 Chromium	50301B MBD143 Chromium
509484	509484	508718	507577	551075	552261	508718	507577	509484	507577	507577 (1)
550875	550875	508724	507586	551070	552282	507163	551308	550875	516173	516173 (2)
500291	500291	500291	500291	500291	504665	500291	500291	500291	500291	500291 (3)
553065	553065	507154	509201	507088	551959	507154	509201	553065	509201	509201 (4)
—	—	—	—	—	—	—	—	—	—	— (5)
553148	553148	*507292	506855	507002	551966	501875	506855	553148	506855	506855 (6)
504801	504801	504801	504801	504801	504801	504804	504801	504801	504801	504801 (7)
—	—	—	—	—	—	—	—	—	—	— (8)
—	—	171	171	171	171	57	171	—	171	171 (9)
168	168	—	—	—	—	—	—	168	—	— (10)
—	—	—	—	—	—	—	—	—	—	— (11)
—	—	—	—	—	—	—	—	—	—	— (12)
—	—	—	—	—	—	57017	—	—	—	— (13)
—	—	—	—	—	—	188232	—	—	—	— (14)
—	—	—	—	—	—	—	—	—	—	— (15)
—	—	—	—	—	—	—	—	—	—	— (16)
180377	180377	533537	180377	180377	180377	‡551321	180377	—	505527	505527 (17)
509936	509936	509936	509936	509936	552255	509936	509936	509936	509936	509936 (18)

50319B M133P Black	*50323A MBD140 Chromium	50324A MBD 140DP Chromium	*50325B MBD 166S-EDS Chromium	*50326B MBD166S Chromium	50330D MBD 166S-EDS Chromium	50331D MBD166 Chromium	*50336A M150-EDS Black, C.P.R.	*50337A M150 Black, C.P.R.	*50338A M150 Black, C.P.R.	*50339A M150 Black, C.P.R.
553080	507577	507577	508718	508718	508718	508718	551075	551075	551075	551075 (1)
550875	504224	504224	501884	501884	508724	508724	510770	510770	510770	510770 (2)
500291	500291	500291	500291	500291	500291	500291	500291	500291	500291	500291 (3)
553065	509201	509201	507154	507154	507154	507154	507088	507088	507088	507088 (4)
—	—	—	—	—	—	—	—	—	—	— (5)
553146	506854	—	501875	508755	501875	508755	501875	507002	507002	507002 (6)
504804	504804	504804	504804	504804	504804	504804	504804	504804	504801	504801 (7)
500181	—	—	—	—	—	—	—	—	—	— (8)
1	57	57	57	57	57	57	57	57	171	171 (9)
—	—	—	—	—	—	—	—	—	—	— (10)
207	—	—	—	—	—	—	—	—	—	— (11)
—	—	—	—	—	—	—	—	—	—	— (12)
—	—	—	57017	—	57017	—	57017	—	—	— (13)
—	—	—	188232	—	188232	—	188232	—	—	— (14)
—	—	—	—	—	—	—	—	—	—	— (15)
—	—	—	507152	—	508716	—	507080	—	—	— (16)
183940	180377	180377	503053	503053	180377	180377	‡551321	‡551321	‡551321	‡551321 (17)
509936	509936	509936	509936	509936	509936	509936	509936	509936	509936	509936 (18)

*50384B MBD148S Chromium	50385B MBD166S Chromium	*50402A MBD 143-EDS Black, C.P.R.	*50403A MD143 Black, C.P.R.	*50406D MD133 Black	50413D MD 133-3EDS Black	50414D MBD133P Chromium	50415D MBD133P Chromium	50426A FF133-1P C.P.R.	50427A MD140 Black, C.P.R.	*50431A M147P-EDS Black, C.P.R.
507577	508718	507577	507577	553080	553080	509484	509484	509744	507577	507577 (1)
507586	507163	516173	516173	550875	550875	503403	503403	509757	507586	516173 (2)
500291	500291	500291	500291	500291	500291	500291	500291	509753	500291	500291 (3)
509201	507154	509201	509201	553065	553065	553065	553065	‡509724	509201	509201 (4)
—	—	—	—	—	—	—	—	506361	—	— (5)
506854	*508762	508247	506854	553148	508596	553147	553147	509793	506855	507597 (6)
504804	504801	504804	504804	504801	500181	504801	504801	504804	504801	504804 (7)
—	—	—	—	—	—	500181	500181	500181	—	— (8)
57	171	57	57	—	57	—	—	—	171	57 (9)
—	—	—	—	168	—	—	—	—	—	— (10)
—	—	—	—	—	—	—	—	—	—	— (11)
—	—	—	—	—	—	200	200	200	—	207 (12)
—	—	57017	—	—	57017	—	—	—	—	57017 (13)
—	—	188232	—	—	188232	—	—	—	—	188232 (14)
—	—	—	—	—	508595	—	—	—	—	— (15)
—	—	508248	—	—	—	—	—	—	—	508248 (16)
503053	‡551321	505527	505527	183940	180377	183940	183940	—	—	551318 (17)
509936	509936	509936	509936	509936	509936	509936	509936	113531	509936	509936 (18)
—	—	—	—	—	—	—	—	509754	—	— (19)
—	—	—	—	—	—	—	—	509749	—	— (20)

For illustrations, see pages H6-H8.

* See Supersession Chart

† Body fixing

‡ Ring, screw and clamp (lamp fixing)

C.P.R. ... Chromium plated rim

continued



HEADLAMPS, External Fitting

DETAILED SPARE PARTS

Part No.	*50432A	50433A	50434A	*50439A	50440A	50441A	*50442A	*50443A
Model	M147P	MD 148P-EDS	MD148P	MD140	MD 140-EDS	MD140	MD 140-EDS	MD140
Finish	Black, C.P.R.	Black, C.P.R.	Black, C.P.R.	Black, C.P.R.	Black, C.P.R.	Black, C.P.R.	Black, C.P.R.	Black, C.P.R.
(1) Rim or door	507577	507577	507577	507577	507577	507577	507577	507577
(2) Lens	516173	507586	507586	507586	507586	507586	507586	507586
(3) Wires, lens fixing	500291	500291	500291	500291	500291	500291	500291	500291
(4) Bead, rubber	509201	509201	509201	509201	509201	509201	509201	509201
(5) Bead, langite	—	—	—	—	—	—	—	—
(6) Reflector or light unit	*511827	507597	551912	506855	508247	506854	508247	506854
(7) Bulb holder or interior, main	504804	504804	504804	504801	504804	504804	504804	504804
(8) Bulb holder or interior, pilot	—	504804	504804	—	—	—	—	—
(9) Bulb, main, 12v.	57	57	57	171	57	57	57	57
(10) Bulb, main, 6v.	—	—	—	—	—	—	—	—
(11) Bulb, pilot, 12v.	207	207	207	—	—	—	—	—
(12) Bulb, pilot, 6v.	—	—	—	—	—	—	—	—
(13) Dipper unit	—	57017	—	—	57017	—	57017	—
(14) Fuse	—	188232	—	—	188232	—	188232	—
(15) Bracket, action	—	—	—	—	—	—	—	—
(16) Rim, extension	—	508248	—	—	508248	—	508248	—
(17) Nut, fixing bolt	551318	180377	180377	—	180377	180377	180377	180377
(18) Catch or screw, rim fixing	509936	509936	509936	509936	509936	509936	509936	509936

Part No.	50473A	*50474A	*50475A	50476A	*50478A	*50481A	*50482A	*50483A
Model	MBD148	MBD 148-EDS	MBD148	MBD148	MD 140-EDS	MBD 140-EDS	MBD140	MBD140
Finish	Chromium	Chromium	Chromium	Chromium	Black, C.P.R.	Chromium	Chromium	Chromium
(1) Rim or door	507577	507577	507577	507577	507577	507577	507577	507577
(2) Lens	507586	507586	507586	507586	507586	507586	507586	507586
(3) Wires, lens fixing	500291	500291	500291	500291	500291	500291	500291	500291
(4) Bead, rubber	509201	509201	509201	509201	509201	509201	509201	509201
(5) Bead, langite	—	—	—	—	—	—	—	—
(6) Reflector or light unit	506854	508247	506854	506855	508247	508247	506854	506855
(7) Bulb holder or interior, main	504804	504804	504804	504801	504804	504804	504804	504801
(8) Bulb holder or interior, pilot	—	—	—	—	—	—	—	—
(9) Bulb, main, 12v.	57	57	57	171	57	57	57	171
(10) Bulb, main, 6v.	—	—	—	—	—	—	—	—
(11) Bulb, pilot, 12v.	—	—	—	—	—	—	—	—
(12) Bulb, pilot, 6v.	—	—	—	—	—	—	—	—
(13) Dipper unit	—	57017	—	—	57017	57017	—	—
(14) Fuse	—	188232	—	—	188232	188232	—	—
(15) Bracket, action	—	—	—	—	—	—	—	—
(16) Rim, extension	—	508248	—	—	508248	508248	—	—
(17) Nut, fixing bolt	†551321	†551321	†551321	†551321	180377	180377	180377	180377
(18) Catch or screw, rim fixing	509936	509936	509936	509936	509936	509936	509936	509936

Part No.	50523A	*50526D	*50527D	50530B	50531B	50540B	50541B	50542B
Model	MBD 140-1	MD133P	MD133P	MBD 166-2S	MBD 166-2S	MBD 163-1EDS	MBD 163-1	MBD 163-1
Finish	Chromium	Black	Black	Chromium	Chromium	Chromium	Chromium	Chromium
(1) Rim or door	507577	553080	553080	508718	508718	508718	508718	508718
(2) Lens	507586	550875	550875	508724	508724	508724	508724	508724
(3) Wires, lens fixing	500291	500291	500291	500291	500291	500291	500291	500291
(4) Bead, rubber	509201	553065	553065	507154	507154	507154	507154	507154
(5) Bead, langite	—	—	—	—	—	—	—	—
(6) Reflector or light unit	506855	553147	553147	508755	508755	501875	508755	*507292
(7) Bulb holder or interior, main	504801	504801	504801	504804	504804	504804	504804	504801
(8) Bulb holder or interior, pilot	—	500181	500181	—	—	—	—	—
(9) Bulb, main, 12v.	171	—	—	57	57	57	57	171
(10) Bulb, main, 6v.	—	168	168	—	—	—	—	—
(11) Bulb, pilot, 12v.	—	—	—	—	—	—	—	—
(12) Bulb, pilot, 6v.	—	200	200	—	—	—	—	—
(13) Dipper unit	—	—	—	—	—	57017	—	—
(14) Fuse	—	—	—	—	—	188232	—	—
(15) Bracket, action	—	—	—	—	—	—	—	—
(16) Rim, extension	—	—	—	—	—	508716	—	—
(17) Nut, fixing bolt	180377	183940	183940	180377	180377	180377	180377	180377
(18) Catch or screw, rim fixing	509936	509936	509936	509936	509936	509936	509936	509936

For illustrations, see pages H6-H8.

* See Supersession Chart

† Ring, screw and clamp (lamp fixing)

C.P.R. . . . Chromium plated rim

HEADLAMPS, External Fitting



DETAILED SPARE PARTS

*50452A MD 140-EDS Black, C.P.R.	*50453A MD140-1 Black, C.P.R.	*50454A MD 140-EDS Black, C.P.R.	*50455A MD140 Black, C.P.R.	*50458A MBD140 Chromium	*50459A MBD140 Chromium	*50460D MD 140-EDS Black, C.P.R.	*50461D MD140 Black, C.P.R.	50464A MD140 Black, C.P.R.	*50465A MD140 Black, C.P.R.	50472A MBD148-EDS Chromium
507577	507577	507577	507577	507577	507577	507577	507577	507577	507577	507577 (1)
507586	507586	507586	507586	507586	507586	507586	507586	507586	507586	507586 (2)
500291	500291	500291	500291	500291	500291	500291	500291	500291	500291	500291 (3)
509201	509201	509201	509201	509201	509201	509201	509201	509201	509201	509201 (4)
—	—	—	—	—	—	—	—	—	—	— (5)
508247	506854	508247	506854	506855	506855	508247	506854	506855	506855	508247 (6)
504804	504804	504804	504804	504801	504801	504804	504804	504801	504801	504804 (7)
—	—	—	—	—	—	—	—	—	—	— (8)
57	57	57	57	171	171	57	57	171	171	57 (9)
—	—	—	—	—	—	—	—	—	—	— (10)
—	—	—	—	—	—	—	—	—	—	— (11)
—	—	—	—	—	—	—	—	—	—	— (12)
57017	—	57017	—	—	—	57017	—	—	—	57017 (13)
188232	—	188232	—	—	—	188232	—	—	—	188232 (14)
—	—	—	—	—	—	—	—	—	—	— (15)
508248	—	508248	—	—	—	508248	—	—	—	508248 (16)
551318	551318	551318	551318	180377	180377	—	—	—	—	†551321 (17)
509936	509936	509936	509936	509936	509936	509936	509936	509936	509936	509936 (18)

*50490A MBD140 Chromium	*50491A MBD140 Chromium	50500A MBD 147-EDS Chromium	50501A MBD147 Chromium	50507A MBD 147-4 Chromium	*50508A MBD 147-4 Chromium	50511A MD 140-EDS Black, C.P.R.	50512A MD140-1 Black, C.P.R.	*50515A MD 140-1EDS Primer, C.P.R.	*50516A MD140-1 Primer, C.P.R.	50519A MD140-1 Black, C.P.R.
507577	507577	507577	507577	507577	507577	507577	507577	507577	507577	507577 (1)
507586	507586	507586	507586	507586	507586	507586	507586	507586	507586	507586 (2)
500291	500291	500291	500291	500291	500291	500291	500291	500291	500291	500291 (3)
509201	509201	509201	509201	509201	509201	509201	509201	509201	509201	509201 (4)
—	—	—	—	—	—	—	—	—	—	— (5)
506854	506854	508247	506854	506855	506855	508247	506854	508247	506854	506855 (6)
504804	504804	504804	504804	504801	504801	504804	504804	504804	504804	504801 (7)
—	—	—	—	—	—	—	—	—	—	— (8)
57	57	57	57	171	171	57	57	57	57	171 (9)
—	—	—	—	—	—	—	—	—	—	— (10)
—	—	—	—	—	—	—	—	—	—	— (11)
—	—	—	—	—	—	—	—	—	—	— (12)
—	—	57017	—	—	—	57017	—	57017	—	— (13)
—	—	188232	—	—	—	188232	—	188232	—	— (14)
—	—	—	—	—	—	—	—	—	—	— (15)
—	—	508248	—	—	—	508248	—	508248	—	— (16)
180377	180377	533537	533537	533537	533537	180377	180377	180377	180377	180377 (17)
509936	509936	509936	509936	509936	509936	509936	509936	509936	509936	509936 (18)

50543B MBD 163-1 Chromium	*50549A L133P-3 Black	*50554B MBD166S Chromium	50555A MD 141-EDS Black, C.P.R.	50556A MD141 Black, C.P.R.	*50557A MD 141-EDS Primer, C.P.R.	*50558A MD141 Primer, C.P.R.	50561A MD141E Black, C.P.R.	50562A MBD 141E Black, C.P.R.	50565A MBD 141E Chromium	50566A MBD141E Chromium
508718	553080	508718	507577	507577	507577	507577	507577	507577	507577	507577 (1)
508724	516199	508724	507586	507586	507586	507586	507586	507586	507586	507586 (2)
500291	500291	500291	500291	500291	500291	500291	500291	500291	500291	500291 (3)
507154	506361	507154	509201	509201	509201	509201	509201	509201	509201	509201 (4)
—	508736	—	—	—	—	—	—	—	—	— (5)
*507292	—	508755	508247	506854	508247	506854	506855	506855	506855	506855 (6)
504801	500181	504804	504804	504804	504804	504804	504801	504801	504801	504801 (7)
—	—	—	—	—	—	—	—	—	—	— (8)
171	—	57	57	57	57	57	171	171	171	171 (9)
—	106	—	—	—	—	—	—	—	—	— (10)
—	200	—	—	—	—	—	—	—	—	— (11)
—	—	—	—	—	—	—	—	—	—	— (12)
—	—	—	57017	—	57017	—	—	—	—	— (13)
—	—	—	188232	—	188232	—	—	—	—	— (14)
—	—	—	—	—	—	—	—	—	—	— (15)
—	—	—	508248	—	508248	—	—	—	—	— (16)
180377	180377	†551321	180377	180377	180377	180377	180377	180377	180377	180377 (17)
509936	552255	509936	509936	509936	509936	509936	509936	509936	509936	509936 (18)

For illustrations, see pages H6-H8.

* See Supersession Chart

† Ring, screw and clamp (lamp fixing)

C.P.R. ... Chromium plated rim

continued



HEADLAMPS, External Fitting

DETAILED SPARE PARTS

Part No.	50569B	*50570B	50580B	50581B	*50583A	*50584A	*50585A	*50588A
Model	MD133P	MD133P	MBD166	MBD166	MD 140-EDS	MD140-1	MD140	MD 143-EDS
Finish	Black	Black	Chromium	Chromium	Black, C.P.R.	Black, C.P.R.	Black, C.P.R.	Black, C.P.R.
(1) Rim or door	553080	553080	508718	508718	507577	507577	507577	507577
(2) Lens	550875	550875	508724	508724	507586	507586	507586	507586
(3) Wires, lens fixing	500291	500291	500291	500291	500291	500291	500291	500291
(4) Bead, rubber	553065	553065	507154	507154	509201	509201	509201	509201
(5) Bead, langite	—	—	—	—	—	—	—	—
(6) Reflector or light unit	553147	553146	*507292	*507292	508247	506854	506855	508247
(7) Bulb holder or interior, main	504801	504804	504801	504801	504804	504804	504801	504804
(8) Bulb holder or interior, pilot	500181	500181	—	—	—	—	—	—
(9) Bulb, main, 12v.	171	57	171	171	57	57	171	57
(10) Bulb, main, 6v.	—	—	—	—	—	—	—	—
(11) Bulb, pilot, 12v.	207	207	—	—	—	—	—	—
(12) Bulb, pilot, 6v.	—	—	—	—	—	—	—	—
(13) Dipper unit	—	—	—	—	57017	—	—	57017
(14) Fuse	—	—	—	—	188232	—	—	188232
(15) Bracket, action	—	—	—	—	—	—	—	—
(16) Rim, extension	—	—	—	—	508248	—	—	508248
(17) Nut, fixing bolt	183940	183940	180377	180377	180377	180377	180377	505527
(18) Catch or screw, rim fixing	509936	509936	509936	509936	509936	509936	509936	509936

Part No.	*50602A	50603A	50606B	50607B	*50623A	50624A	50625A	*50632D
Model	MD143	MD143	M140	M140	MBD148	MBD 147-EDS	MBD 147-3	M133-P
Finish	Black, C.P.R.	Black, C.P.R.	Black	Black	Chromium	Chromium	Chromium	Black
(1) Rim or door	507577	507577	551361	551361	507577	507577	507577	553080
(2) Lens	507586	507586	507586	507586	507586	507586	507586	550875
(3) Wires, lens fixing	500291	500291	500291	500291	500291	500291	500291	500291
(4) Bead, rubber	509201	509201	509201	509201	509201	509201	509201	553065
(5) Bead, langite	—	—	—	—	—	—	—	—
(6) Reflector or light unit	506855	506855	506855	506855	506854	508247	506854	553147
(7) Bulb holder or interior, main	504801	504801	504801	504801	504804	504804	504804	504801
(8) Bulb holder or interior, pilot	—	—	—	—	—	—	—	503181
(9) Bulb, main, 12v.	171	171	171	171	57	57	57	171
(10) Bulb, main, 6v.	—	—	—	—	—	—	—	168
(11) Bulb, pilot, 12v.	—	—	—	—	—	—	—	207
(12) Bulb, pilot, 6v.	—	—	—	—	—	—	—	200
(13) Dipper unit	—	—	—	—	—	57017	—	—
(14) Fuse	—	—	—	—	—	188232	—	—
(15) Bracket, action	—	—	—	—	—	—	—	—
(16) Rim, extension	—	—	—	—	—	508248	—	—
(17) Nut, fixing bolt	505527	505527	180377	180377	180377	180377	180377	180377
(18) Catch or screw, rim fixing	509936	509936	509936	509936	509936	509936	509936	509936

Part No.	50657A	50658B	50659B	50672A	50673A	*50706A	50707A	50708A
Model	MBD166S	MD 133-1EDS	MD133-1	MD 143-EF	MD 143-EF	MU42	MBD 143-EDS	MBD143
Finish	Chromium	Black, C.P.R.	Black, C.P.R.	Black, C.P.R.	Black, C.P.R.	Black, C.P.R.	Chromium	Chromium
(1) Ammeter	—	—	—	—	—	36184	—	—
(2) Ring, rubber	—	—	—	—	—	523986	—	—
(3) Switch, lighting	—	—	—	—	—	34080	—	—
(4) Rim or door	508718	509484	509484	507577	507577	509484	507577	507577
(5) Lens	508724	550875	550875	507586	507586	550875	507586	507586
(6) Wires, lens fixing	500291	500291	500291	500291	500291	500291	500291	500291
(7) Bead, rubber	507154	553065	553065	509201	509201	553065	509201	509201
(8) Bead, langite	—	—	—	—	—	†516183	—	—
(9) Reflector or light unit	*507292	508596	553145	508278	508278	553147	508247	506854
(10) Bulb holder or interior, main	504801	500181	500181	562303	562303	504801	504804	504804
(11) Bulb holder or interior, pilot	—	—	—	—	—	500181	—	—
(12) Bulb, main, 12v.	171	—	—	—	—	—	57	57
(13) Bulb, main, 6v.	—	106	106	—	—	168	—	—
(14) Bulb, pilot, 12v.	—	—	—	—	—	—	—	—
(15) Bulb, pilot, 6v.	—	—	—	—	—	200	—	—
(16) Dipper unit	—	57016	—	—	—	—	57017	—
(17) Fuse	—	188235	—	—	—	—	188232	—
(18) Bracket, action	—	508595	—	—	—	—	—	—
(19) Rim, extension	—	—	—	—	—	—	508248	—
(20) Nut, fixing bolt	‡551321	170290	170290	505527	505527	—	505527	505527
(21) Catch or screw, rim fixing	509936	509936	509936	509936	509936	509936	509936	509936

For illustrations, see pages H6-H8.

* See Supersession Chart † Rubber cord ‡ Ring, screw and clamp (lamp fixing) C.P.R. . . Chromium plated rim

HEADLAMPS, External Fitting



DETAILED SPARE PARTS

*50589A MBD143 Black	*50591A MBD 143-EDS Chromium	*50592A MBD143 Chromium	*50593A MBD143 Chromium	50594A MBD143 Chromium	*50595A MBD 140-EDS Chromium	*50596A MBD 140-EDS Chromium	*50597A MBD 140-EDS Chromium	*50598A MBD140 Chromium	50600B MBD 166S-EDS Chromium	50601B MBD166S Chromium
507577	507577	507577	507577	507577	507577	507577	507577	507577	508718	508718 (1)
507586	507586	507586	507586	507586	507586	507586	507586	507586	508724	508724 (2)
500291	500291	500291	500291	500291	500291	500291	500291	500291	500291	500291 (3)
509201	509201	509201	509201	509201	509201	509201	509201	509201	507154	507154 (4)
—	—	—	—	—	—	—	—	—	—	— (5)
506854	508247	506854	506855	506855	508247	508247	508247	506854	501875	508755 (6)
504804	504804	504804	504801	504801	504804	504804	504804	504804	504804	504804 (7)
—	—	—	—	—	—	—	—	—	—	— (8)
57	57	57	171	171	57	57	57	57	57	57 (9)
—	—	—	—	—	—	—	—	—	—	— (10)
—	—	—	—	—	—	—	—	—	—	— (11)
—	—	—	—	—	—	—	—	—	—	— (12)
—	57017	—	—	—	57017	57017	57017	—	57017	— (13)
—	188232	—	—	—	188232	188232	188232	—	188232	— (14)
—	—	—	—	—	—	—	—	—	—	— (15)
—	508248	—	—	—	508248	508248	508248	—	508716	— (16)
505527	505527	505527	505527	505527	180377	180377	180377	180377	180377	180377 (17)
509936	509936	509936	509936	509936	509936	509936	509936	509936	509936	509936 (18)

*50633D MD 133P-3 Black	50634A MBD 147-3 Chromium	*50635A MBD 147-3 Chromium	50645D MBD 133P Chromium	50646D MBD 133P Chromium	*50647B MBD 133P Chromium	*50648B MBD 133P Chromium	50649B MD 133P-3 Black	50654A MBD148 Chromium	50655A MBD166S Chromium	50656A MBD166 Chromium
553080	507577	507577	509484	509484	509484	509484	553080	507577	508718	508718 (1)
550875	507586	507586	550875	550875	550875	550875	550875	507586	508724	508724 (2)
500291	500291	500291	500291	500291	500291	500291	500291	500291	500291	500291 (3)
553065	509201	509201	553065	553065	553065	553065	553065	509201	507154	507154 (4)
—	—	—	—	—	—	—	—	—	—	— (5)
553146	506855	506855	553147	553146	553147	553146	553147	506855	*507292	*507292 (6)
504804	504801	504801	504801	504804	504801	504804	504801	504801	504801	504801 (7)
500181	—	—	500181	500181	500181	500181	500181	—	—	— (8)
57	171	171	171	57	—	—	171	171	171	171 (9)
106	—	—	—	—	168	106	168	—	—	— (10)
207	—	—	207	207	—	—	207	—	—	— (11)
200	—	—	—	—	200	200	200	—	—	— (12)
—	—	—	—	—	—	—	—	—	—	— (13)
—	—	—	—	—	—	—	—	—	—	— (14)
—	—	—	—	—	—	—	—	—	—	— (15)
—	—	—	—	—	—	—	—	—	—	— (16)
180377	180377	180377	183940	183940	183940	183940	180377	180377	180377	180377 (17)
509936	509936	509936	509936	509936	509936	509936	509936	509936	509936	509936 (18)

50709A MBD143 Chromium	50710A MBD143 Chromium	50711A MD 143-EDS Black, C.P.R.	50712A MD143 Black, C.P.R.	50713A MBD143 Black, C.P.R.	50714A MD143 Black, C.P.R.	*50716D MBD 140-EDS Chromium	*50717D MBD140 Chromium	*50718F MBD140 Chromium	50719A MBD 141-EDS Chromium	50720A MBD141 Chromium
—	—	—	—	—	—	—	—	—	—	— (1)
—	—	—	—	—	—	—	—	—	—	— (2)
—	—	—	—	—	—	—	—	—	—	— (3)
507577	507577	507577	507577	507577	507577	507577	507577	507577	507577	507577 (4)
507586	507586	507586	507586	507586	507586	507586	507586	507586	507586	507586 (5)
500291	500291	500291	500291	500291	500291	500291	500291	500291	500291	500291 (6)
509201	509201	509201	509201	509201	509201	509201	509201	509201	509201	509201 (7)
—	—	—	—	—	—	—	—	—	—	— (8)
506855	506855	508247	506854	506855	506855	508247	506854	506855	508247	506854 (9)
504801	504801	504804	504804	504801	504801	504804	504804	504801	504804	504804 (10)
—	—	—	—	—	—	—	—	—	—	— (11)
171	171	57	57	171	171	57	57	171	57	57 (12)
—	—	—	—	—	—	—	—	—	—	— (13)
—	—	—	—	—	—	—	—	—	—	— (14)
—	—	—	—	—	—	—	—	—	—	— (15)
—	—	57017	—	—	—	57017	—	—	57017	— (16)
—	—	188232	—	—	—	188232	—	—	188232	— (17)
—	—	—	—	—	—	—	—	—	—	— (18)
—	—	—	—	—	—	—	—	—	—	— (19)
505527	505527	508248	505527	505527	505527	180377	180377	180377	180364	180364 (20)
509936	509936	509936	509936	509936	509936	509936	509936	509936	509936	509936 (21)

For illustrations, see pages H6-H8.



HEADLAMPS, External Fitting

DETAILED SPARE PARTS

Part No.	*50728D	*A50728D	*B50728D	*50729D	50730A	50741A	50742A	50743A
Model	S700	S700	S700	S700	L-H-O	MBD148S	MBD148S	MBD148S
Finish	Black, C.P.R.	Black, C.P.R.	Black, C.P.R.	Black, C.P.R.	Black	Chromium	Chromium	Chromium
(1) Rim or door	553248	553248	553248	553248	552261	507577	507577	507577
(2) Lens	—	—	—	—	552282	507586	507586	507586
(3) Wires, lens fixing	504665	504665	504665	504665	504665	500291	500291	500291
(4) Bead, rubber	—	—	—	—	551959	509201	509201	509201
(5) Bead, langite	—	—	—	—	—	—	—	—
(6) Reflector or light unit	552402	552402	552402	552402	551966	506855	506854	506855
(7) Bulb holder or interior, main	860895	860895	860895	554607	504801	504801	504804	504801
(8) Bulb holder or interior, pilot	—	—	—	—	—	—	—	—
(9) Bulb, main, 12v.	354	355	370	325	5	171	57	171
(10) Bulb, main, 6v.	—	—	—	—	—	—	—	—
(11) Bulb, pilot, 12v.	—	—	—	—	—	—	—	—
(12) Bulb, pilot, 6v.	—	—	—	—	—	—	—	—
(13) Dipper unit	—	—	—	—	—	—	—	—
(14) Fuse	—	—	—	—	—	—	—	—
(15) Bracket, action	—	—	—	—	—	—	—	—
(16) Rim, extension	—	—	—	—	—	—	—	—
(17) Nut, fixing bolt	180364	180364	180364	180364	180377	503053	503053	503053
(18) Catch or screw, rim fixing	144921	144921	144921	144921	552255	509936	509936	509936

Part No.	*B50854D	*50855B	*50861A MBD 166-EDS	*50862A MBD166S	*50869D	*A50869D	*B50869D	*50870D
Model	S700	S700	166-EDS	MBD166S	S700	S700	S700	S700
Finish	Black, C.P.R.	Black, C.P.R.	Chromium	Chromium	Chromium	Chromium	Chromium	Chromium
(1) Rim or door	553248	553248	508718	508718	553248	553248	553248	553248
(2) Lens	—	—	508724	508724	—	—	—	—
(3) Wires, lens fixing	504665	504665	500291	500291	504665	504665	504665	504665
(4) Bead, rubber	—	—	507154	507154	—	—	—	—
(5) Bead, langite	—	—	—	—	—	—	—	—
(6) Reflector or light unit	552402	552402	501875	508755	552402	552402	552402	552402
(7) Bulb holder or interior, main	554602	554607	504804	504804	554602	554602	554602	554607
(8) Bulb holder or interior, pilot	—	—	—	—	—	—	—	—
(9) Bulb, main, 12v.	370	325	57	57	354	355	370	325
(10) Bulb, main, 6v.	—	—	—	—	—	—	—	—
(11) Bulb, pilot, 12v.	—	—	—	—	—	—	—	—
(12) Bulb, pilot, 6v.	—	—	—	—	—	—	—	—
(13) Dipper unit	—	—	57017	—	—	—	—	—
(14) Fuse	—	—	188232	—	—	—	—	—
(15) Bracket, action	—	—	—	—	—	—	—	—
(16) Rim, extension	—	—	508716	—	—	—	—	—
(17) Nut, fixing bolt	180377	180377	180377	180377	180377	180377	180377	180377
(18) Catch or screw, rim fixing	144921	144921	509936	509936	144921	144921	144921	144921

Part No.	*A50895B	*B50895B	*50896B	50897B	*50914B	*50915B	50929A	50947A
Model	S700	S700	S700	S700	S700	S700	MD133P	SS700P
Finish	Black, C.P.R.	Black, C.P.R.	Black, C.P.R.	Chromium	Black, C.P.R.	Black, C.P.R.	Black	Black, C.P.R.
(1) Rim or door	553248	553248	553248	553248	553248	553248	553080	553248
(2) Lens	—	—	—	—	—	—	550875	—
(3) Wires, lens fixing	504665	504665	504665	504665	504665	504665	500291	504665
(4) Bead, rubber	—	—	—	—	—	—	553065	516399
(5) Bead, langite	—	—	—	—	—	—	—	—
(6) Reflector or light unit	552402	552402	552402	—	552402	552402	553159	553268
(7) Bulb holder or interior, main	860895	860895	554607	553724	554602	554607	504801	555009
(8) Bulb holder or interior, pilot	—	—	—	—	—	—	504801	553780
(9) Bulb, main, 12v.	355	370	185	—	354	325	5	—
(10) Bulb, main, 6v.	—	—	—	—	—	—	—	312
(11) Bulb, pilot, 12v.	—	—	—	—	—	—	209	—
(12) Bulb, pilot, 6v.	—	—	—	—	—	—	—	988
(13) Dipper unit	—	—	—	—	—	—	—	—
(14) Fuse	—	—	—	—	—	—	—	—
(15) Bracket, action	—	—	—	—	—	—	—	—
(16) Rim, extension	—	—	—	—	—	—	—	—
(17) Nut, fixing bolt	180364	180364	180364	180377	180377	180377	183940	†112201
(18) Catch or screw, rim fixing	144921	144921	144921	144921	144921	144921	509936	144921

For illustrations, see pages H6-H8.

* See Supersession Chart † Screw (lamp fixing) C.P.R. . . . Chromium plated rim

HEADLAMPS, External Fitting



DETAILED SPARE PARTS

50746B M133P Black	50752A MBD 140-EDS Chromium	50753A MBD140 Chromium	50754A MD133 Black	*50775E S700 Chromium	*50798D S700 Chromium	*50821D S700 Chromium	*A50821D S700 Chromium	*B50821D S700 Chromium	*50854D S700 Black, C.P.R.	*A50854D S700 Black, C.P.R.
553080	507577	507577	553080	553248	553248	553248	553248	553248	553248	553248 (1)
550875	507586	507586	550875	—	—	—	—	—	—	— (2)
500291	500291	500291	500291	504665	504665	504665	504665	504665	504665	504665 (3)
553065	509201	509201	553065	—	—	—	—	—	—	— (4)
—	—	—	—	—	—	—	—	—	—	— (5)
553146	508247	506584	553148	553562	552402	552402	552402	552402	552402	552402 (6)
504804	504804	504804	504801	554602	554607	554602	554602	554602	554602	554602 (7)
500181	—	—	—	—	—	—	—	—	—	— (8)
1	57	57	171	355	325	354	355	370	354	355 (9)
106	—	—	—	—	—	—	—	—	—	— (10)
207	—	—	—	—	—	—	—	—	—	— (11)
200	—	—	—	—	—	—	—	—	—	— (12)
—	—	—	—	—	—	—	—	—	—	— (13)
—	57017	—	—	—	—	—	—	—	—	— (14)
—	188232	—	—	—	—	—	—	—	—	— (15)
—	—	—	—	—	—	—	—	—	—	— (16)
—	508248	—	—	—	—	—	—	—	—	— (16)
180377	180377	180377	183940	180377	180377	180377	180377	180377	180377	180377 (17)
509936	509936	509936	509936	144921	144921	144921	144921	144921	144921	144921 (18)

50873B S700 Black, C.P.R.	*50876B S700EF Chromium	50877B S700 Chromium	50892A MBPL147 Chromium	A50892A MBPL147 Chromium	B50892A MBPL147 Chromium	*50893A MBPL147 Chromium	50894A MBPL147 Chromium	A50894A MBPL147 Chromium	B50894A MBPL147 Chromium	*50895B S700 Black, C.P.R.
553248	553248	553248	551371	551371	551371	551371	551371	551371	551371	553248 (1)
—	—	—	—	—	—	—	—	—	—	— (2)
504665	504665	504665	553356	553356	553356	553356	553356	553356	553356	504665 (3)
—	—	—	509201	509201	509201	509201	509201	509201	509201	— (4)
—	—	—	—	—	—	—	—	—	—	— (5)
553562	553948	553562	553961	553961	553961	553961	553961	553961	553961	552402 (6)
860895	562303	554602	554602	554602	554602	554607	554602	554602	554602	860895 (7)
—	†552943	—	—	—	—	—	—	—	—	— (8)
355	—	355	302	303	370	185	302	303	370	354 (9)
—	—	—	—	—	—	—	—	—	—	— (10)
—	—	—	—	—	—	—	—	—	—	— (11)
—	—	—	—	—	—	—	—	—	—	— (12)
—	—	—	—	—	—	—	—	—	—	— (13)
—	—	—	—	—	—	—	—	—	—	— (14)
—	—	—	—	—	—	—	—	—	—	— (15)
—	—	—	—	—	—	—	—	—	—	— (16)
180364	180377	180377	180377	180377	180377	180377	180377	180377	180377	180364 (17)
144921	144921	144921	509936	509936	509936	509936	509936	509936	509936	144921 (18)

*50950A M42 Black	50985A S700 Chromium	50986A S700 Chromium	50987A S700EF Chromium	50988A S700 Chromium	*50990A S700 Chromium	*50995A S700 Chromium	*50996A S700 Chromium	51014A S700 Black, C.P.R.	51015A S700 Black, C.P.R.	51016A S700 Black, C.P.R.
553080	553248	553248	553248	553248	553248	553248	553248	553248	553248	553248 (1)
550875	—	—	—	—	—	—	—	—	—	— (2)
553065	504665	504665	504665	504665	504665	504665	504665	504665	504665	504665 (3)
—	—	—	—	—	—	—	—	—	—	— (4)
—	—	—	—	—	—	—	—	—	—	— (5)
553148	553921	553940	553948	553921	553940	553921	553940	553921	553940	553562 (6)
504801	554602	554602	562303	554602	554602	554602	554602	554602	554602	554602 (7)
—	—	—	†552943	—	—	—	—	—	—	— (8)
—	354	370	—	354	370	354	370	354	370	355 (9)
168	—	—	—	—	—	—	—	—	—	— (10)
—	—	—	—	—	—	—	—	—	—	— (11)
—	—	—	—	—	—	—	—	—	—	— (12)
—	—	—	—	—	—	—	—	—	—	— (13)
—	—	—	—	—	—	—	—	—	—	— (14)
—	—	—	—	—	—	—	—	—	—	— (15)
—	—	—	—	—	—	—	—	—	—	— (16)
†112201	180377	180377	180377	180377	180377	180377	180377	180377	180377	180377 (17)
509936	144921	144921	144921	144921	144921	144921	144921	144921	144921	144921 (18)

For illustrations, see pages H6-H8.

* See Supersession Chart

† Backshell

‡ Screw (lamp fixing)

C.P.R. ... Chromium plated rim

continued



HEADLAMPS, External Fitting

DETAILED SPARE PARTS

Part No.	51017A S700 Black, C.P.R.	51018A S700 Black, C.P.R.	*51019A S700 Chromium	51020A S700 Black, C.P.R.	*51026A S700 Black, C.P.R.	51076A SS575 Black, C.P.R.	*51078E S700 Black, C.P.R.	*51079E S700 Black, C.P.R.
(1) Rim or door	553248	553248	553248	553248	553248	534343	553248	553248
(2) Lens	—	—	—	—	—	—	—	—
(3) Wires, lens fixing	504665	504665	504665	504665	504665	504665	504665	504665
(4) Bead, rubber	—	—	—	—	—	—	—	—
(5) Bead, langite	—	—	—	—	—	—	—	—
(6) Reflector or light unit	553921	553940	553562	553921	553921	553695	553921	553940
(7) Bulb holder or interior, main	860895	860895	860895	554602	860895	554602	554602	554602
(8) Bulb holder or interior, pilot	—	—	—	—	—	—	—	—
(9) Bulb, main, 12v.	354	370	355	354	354	—	354	370
(10) Bulb, main, 6v.	—	—	—	—	—	166	—	—
(11) Bulb, pilot, 12v.	—	—	—	—	—	—	—	—
(12) Bulb, pilot, 6v.	—	—	—	—	—	—	—	—
(13) Dipper unit	—	—	—	—	—	—	—	—
(14) Fuse	—	—	—	—	—	—	—	—
(15) Bracket, action	—	—	—	—	—	—	—	—
(16) Rim, extension	—	—	—	—	—	—	—	—
(17) Nut, fixing bolt	180364	180364	180364	180377	180364	†112201	180377	180377
(18) Catch or screw, rim fixing	144921	144921	144921	144921	144921	144921	144921	144921

Part No.	*500089 R35 Black	*500553 L150 Chromium	*500560 L150 Black, C.P.R.	*500603 LBD 150-EDS Chromium	*500624 L150-EDS Black, C.P.R.	*500625 L150 Chromium	*500983 LB140 C.P.R.	*501038 LB 140-EDS C.P.R.
(1) Rim or door	—	551075	551075	551075	551075	551075	507577	507577
(2) Lens	516144	505975	505975	505975	505975	505975	516173	516173
(3) Wires, lens fixing	—	500291	500291	500291	500291	500291	500291	500291
(4) Bead, rubber	—	—	—	—	—	—	—	—
(5) Bead, langite	—	508736	508736	508736	508736	508736	508736	508736
(6) Reflector or light unit	—	—	—	—	—	—	—	—
(7) Bulb holder or interior, main	500181	504804	504804	504804	504804	504804	504804	504804
(8) Bulb holder or interior, pilot	—	—	—	—	—	—	—	—
(9) Bulb, main, 12v.	—	57	57	57	57	57	57	57
(10) Bulb, main, 6v.	106	—	—	—	—	—	—	—
(11) Bulb, pilot, 12v.	—	—	—	—	—	—	—	—
(12) Bulb, pilot, 6v.	—	—	—	—	—	—	—	—
(13) Dipper unit	—	—	—	57017	57017	—	—	57017
(14) Fuse	—	—	—	188232	188232	—	—	188232
(15) Bracket, action	—	—	—	—	—	—	—	—
(16) Rim, extension	—	—	—	—	—	—	—	—
(17) Nut, fixing bolt	—	180377	‡551321	180377	‡551321	‡551321	180377	180377
(18) Catch or screw, rim fixing	—	552255	552255	552255	552255	552255	552255	552255

Part No.	*504249 LBD148S Chromium	*504397 QK 596-EDS Chromium	*504398 QK596 Chromium	*504562 LBD 150-EDS Black, C.P.R.	*504563 LBD150S Black, C.P.R.	*504570 LG150 Black, C.P.R.	*504571 LG150 Black, C.P.R.	*504591 LG150 Black, C.P.R.
(1) Rim or door	551361	—	—	—	551075	—	—	—
(2) Lens	551308	504384	504384	551093	551093	510770	510770	510770
(3) Wires, lens fixing	500291	500291	500291	500291	500291	500291	500291	500291
(4) Bead, rubber	—	—	—	—	—	—	—	—
(5) Bead, langite	508736	—	—	508736	508736	508736	508736	508736
(6) Reflector or light unit	—	—	—	—	—	—	—	—
(7) Bulb holder or interior, main	—	—	—	—	—	—	—	—
(8) Bulb holder or interior, pilot	504804	504804	504804	504804	504804	—	—	—
(9) Bulb, main, 12v.	57	57	57	57	57	182	182	182
(10) Bulb, main, 6v.	—	—	—	—	—	—	—	—
(11) Bulb, pilot, 12v.	—	—	—	—	—	—	—	—
(12) Bulb, pilot, 6v.	—	—	—	—	—	—	—	—
(13) Dipper unit	—	57017	—	57017	—	—	—	—
(14) Fuse	—	188232	—	188232	—	—	—	—
(15) Bracket, action	—	—	—	—	—	—	—	—
(16) Rim, extension	—	—	—	—	—	—	—	—
(17) Nut, fixing bolt	180377	500357	500357	180377	180377	180377	180377	180377
(18) Catch or screw, rim fixing	552255	552255	552255	552255	552255	552255	552255	552255

For illustrations, see pages H6-H8.

* See Supersession Chart

† Screw (lamp fixing)

‡ Ring, screw and clamp (lamp fixing)

C.P.R. . . Chromium plated rim

HEADLAMPS, External Fitting



DETAILED SPARE PARTS

*51080E S700 Black, C.P.R.	*51138A MD134-1 Black	*51139A MD134-1 Black	*51140A MD134-1 Black	51331A MBPL147 Chromium	*51353A S700 Black, C.P.R.	*51354A S700 Black, C.P.R.	*51355A S700 Black, C.P.R.	51356A S700 Black, C.P.R.	51405A S700 Black, C.P.R.	51473A MBL140 Chromium
553248	553080	553080	553080	551371	553248	553248	553248	553248	553248	553435 (1)
—	550875	550875	550875	—	—	—	—	—	—	— (2)
504665	500291	500291	500291	553356	504665	504665	504665	504665	504665	553356 (3)
—	553065	553065	553065	509201	—	—	—	—	—	— (4)
—	—	—	—	—	—	—	—	—	—	— (5)
553562	553145	553148	553148	553961	553921	553940	553562	553921	—	553921 (6)
554602	500181	504801	504801	554602	554602	554602	554602	554602	553724	860895 (7)
—	—	—	—	—	—	—	—	—	—	— (8)
355	57	171	171	302	354	370	355	354	—	354 (9)
—	—	169	169	—	—	—	—	—	—	— (10)
—	—	—	—	—	—	—	—	—	—	— (11)
—	—	—	—	—	—	—	—	—	—	— (12)
—	—	—	—	—	—	—	—	—	—	— (13)
—	—	—	—	—	—	—	—	—	—	— (14)
—	—	—	—	—	—	—	—	—	—	— (15)
—	—	—	—	—	—	—	—	—	—	— (16)
180377	180364	180364	180364	180377	180377	180377	180377	180377	180377	180377 (17)
144921	509936	509936	509936	509936	144921	144921	144921	144921	144921	509936 (18)

*501550 LG150 C.P.R.	*502112 QBD166S Chromium	*502148 QBD 166S-EDS Chromium	*503352 QK 596S-EDS Chromium	*503367 QK596 Chromium	*503888 L140-EDS Black	*503889 L140 Black	*504048 LBD 163-1EDS Chromium	*504049 LBD163-1 Chromium	*504142 LBD166S Chromium	*504169 LBD166-1S Chromium
—	508718	508718	—	—	551361	551361	508718	508718	508718	508718 (1)
510770	507163	507163	—	—	516173	516173	508724	508724	501884	501884 (2)
500291	500291	500291	500291	500291	500291	500291	500291	500291	500291	500291 (3)
—	—	—	—	—	—	—	—	—	—	— (4)
508736	—	—	—	—	508736	508736	508736	508736	508736	508736 (5)
—	—	—	—	—	—	—	—	—	508755	508755 (6)
—	504804	504804	504804	504804	504804	504804	504804	504804	—	— (7)
—	57	57	57	57	57	57	57	57	504804	504804 (8)
311	—	—	—	—	—	—	—	—	57	57 (9)
—	—	—	—	—	—	—	—	—	—	— (10)
—	—	—	—	—	—	—	—	—	—	— (11)
—	—	—	—	—	—	—	—	—	—	— (12)
—	—	57017	57017	—	57017	—	57017	—	—	— (13)
—	—	188232	188232	—	188232	—	188232	—	—	— (14)
—	—	—	—	—	—	—	—	—	—	— (15)
—	—	—	—	—	—	—	—	—	—	— (16)
180377	500357	500357	500357	500357	180377	180377	180377	180377	180377	533537 (17)
552255	552255	552255	552255	552255	552255	552255	532590	532590	552255	532590 (18)

*504611 LBD 165-EDS Chromium	*504612 LBD165S Chromium	*504742 LBD140 Chromium	*504743 LBD 140-EDS Chromium	*504847 QBD 169S-EDS Chromium	*504848 QBD169S Chromium	*504884 R35 Black	*505149 LBD 148-EDS Chromium	*505150 LBD148 Chromium	*505640 L131-EDS Black, C.P.R.	*505641 L131 Black, C.P.R.
508718	508718	551361	551361	508718	508718	—	507577	507577	553080	553080 (1)
507163	507163	551308	551308	501884	501884	516144	551308	551308	516144	516144 (2)
500291	500291	500291	500291	500291	500291	—	500291	500291	504665	504665 (3)
—	—	—	—	—	—	—	—	—	—	— (4)
508736	508736	508736	508736	—	—	—	508736	508736	508736	508736 (5)
—	508755	—	—	—	—	—	—	—	508596	*505111 (6)
504804	504804	504804	504804	—	—	—	504804	504804	500181	500181 (7)
—	—	—	—	—	—	—	—	—	—	— (8)
57	57	57	57	57	57	57	57	57	57	57 (9)
—	—	—	—	—	—	—	—	—	—	— (10)
—	—	—	—	—	—	—	—	—	—	— (11)
—	—	—	—	—	—	—	—	—	—	— (12)
57017	—	—	57017	57017	—	—	57017	—	57017	— (13)
188232	—	—	188232	188232	—	—	188232	—	188234	— (14)
—	—	—	—	—	—	—	—	—	—	— (15)
—	—	—	—	—	—	—	—	—	—	— (16)
—	533537	180377	180377	180377	180377	—	†551321	†551321	181261	181261 (17)
552255	552255	552255	552255	532590	532590	552255	532590	532590	552255	552255 (18)

For illustrations, see pages H6-H8.

* See Supersession Chart

† Ring, screw and clamp (lamp fixing)

C.P.R. . . Chromium plated rim

continued



HEADLAMPS, External Fitting

DETAILED SPARE PARTS

Part No.	*505814 LBD 147-1EDS	*505815 LBD147-1	*505960 LBD 150S-EDS	*505961 LBD150S	*505962 LBD 150-EDS	*505963 LBD150S	*506096 LBD 166-2EDS	*506097 LBD166S
Model	Chromium	Chromium	Chromium	Chromium	Chromium	Chromium	Chromium	Chromium
Finish	Chromium	Chromium	Chromium	Chromium	Chromium	Chromium	Chromium	Chromium
(1) Rim or door	507577	507577	551075	551075	551075	551075	508718	508718
(2) Lens	504224	504224	551093	551093	551093	551093	507163	507163
(3) Wires, lens fixing	500291	500291	500291	500291	500291	500291	500291	500291
(4) Bead, rubber	—	—	—	—	—	—	—	—
(5) Bead, langite	508736	508736	508736	508736	508736	508736	508736	508736
(6) Reflector or light unit	—	—	—	—	—	—	—	508755
(7) Bulb holder or interior, main	504804	504804	504804	504804	504804	504804	504804	504804
(8) Bulb holder or interior, pilot	—	—	—	—	—	—	—	—
(9) Bulb, main, 12v.	57	57	57	57	57	57	57	57
(10) Bulb, main, 6v.	—	—	—	—	—	—	—	—
(11) Bulb, pilot, 12v.	—	—	—	—	—	—	—	—
(12) Bulb, pilot, 6v.	—	—	—	—	—	—	—	—
(13) Dipper unit	57017	—	57017	—	57017	—	57017	—
(14) Fuse	188230	—	188232	—	188232	—	188232	—
(15) Bracket, action	—	—	—	—	—	—	—	—
(16) Rim, extension	—	—	—	—	—	—	—	—
(17) Nut, fixing bolt	180377	180377	180377	180377	180377	180377	180377	180377
(18) Catch or screw, rim fixing	532590	532590	552255	552255	552255	552255	532590	532590

Part No.	*506903	*506904	*506908	*506909	*506914	*506915	*506916	*506941
Model	M140	M140-EDS	MD140	M140-EDS	MG140	MBD140	MBD	MD
Finish	Black, C.P.R.	Black, C.P.R.	Black, C.P.R.	Black, C.P.R.	Black, C.P.R.	Chromium	Chromium	Grey, Black Primer Rim
(1) Rim or door	507577	507577	507577	507577	507577	507577	507577	507577
(2) Lens	516173	516173	516173	516173	551674	551308	551308	551308
(3) Wires, lens fixing	500291	500291	500291	500291	500291	500291	500291	500291
(4) Bead, rubber	509201	509201	509201	509201	509201	509201	509201	509201
(5) Bead, langite	—	—	—	—	—	—	—	—
(6) Reflector or light unit	506854	508247	506854	508247	506854	508247	508247	508247
(7) Bulb holder or interior, main	504804	504804	504804	504804	504804	504804	504804	504804
(8) Bulb holder or interior, pilot	—	—	—	—	—	—	—	—
(9) Bulb, main, 12v.	57	57	57	1	—	57	57	57
(10) Bulb, main, 6v.	—	—	—	—	183	—	—	—
(11) Bulb, pilot, 12v.	—	—	—	—	—	—	—	—
(12) Bulb, pilot, 6v.	—	—	—	—	—	—	—	—
(13) Dipper unit	—	57017	—	57017	—	—	57017	57017
(14) Fuse	—	188232	—	188232	—	—	188232	188232
(15) Bracket, action	—	—	—	—	—	—	—	—
(16) Rim, extension	—	508248	—	508248	—	508248	508248	508248
(17) Nut, fixing bolt	180377	180377	180377	180377	180377	180377	180377	551318
(18) Catch or screw, rim fixing	509936	509936	509936	509936	509936	509936	509936	—

Part No.	*507098	*507099	*507155	*507156	*507235	*507236	*507390	*507391
Model	MBD150	MBD150S	MBD	MBD165	LBD	LBD	MBD	MBD143
Finish	Chromium	Chromium	165-EDS Chromium	Chromium	165-3EDS Chromium	165S-3 Chromium	143-EDS Chromium	Chromium
(1) Rim or door	551075	551075	508718	508718	508718	508718	507577	507577
(2) Lens	551093	505235	507163	507163	508724	508724	507586	507586
(3) Wires, lens fixing	500291	500291	500291	500291	500291	500291	500291	500291
(4) Bead, rubber	507088	507088	—	—	—	—	509201	509201
(5) Bead, langite	—	—	—	—	508736	508736	—	—
(6) Reflector or light unit	507002	507002	501875	508755	—	508755	508247	506854
(7) Bulb holder or interior, main	504804	504804	504804	504804	504804	504804	504804	504804
(8) Bulb holder or interior, pilot	—	—	—	—	—	—	—	—
(9) Bulb, main, 12v.	57	57	57	57	57	57	57	57
(10) Bulb, main, 6v.	—	—	—	—	—	—	—	—
(11) Bulb, pilot, 12v.	—	—	—	—	—	—	—	—
(12) Bulb, pilot, 6v.	—	—	—	—	—	—	—	—
(13) Dipper unit	—	—	57017	—	57017	—	57017	—
(14) Fuse	—	—	188232	—	188232	—	188232	—
(15) Bracket, action	—	—	—	—	—	—	—	—
(16) Rim, extension	—	—	508716	—	—	—	508248	—
(17) Nut, fixing bolt	180377	503053	†551321	†551321	505527	505527	505527	505527
(18) Catch or screw, rim fixing	509936	509936	552255	552255	532590	532590	532590	532590

For illustrations, see pages H6-H8.

* See Supersession Chart

† Ring, screw and clamp (lamp fixing)

C.P.R. . . Chromium plated rim

HEADLAMPS, External Fitting



DETAILED SPARE PARTS

*506105 LBD166S Chromium	*506110 LBD166S Chromium	*506111 LBD 166S-EDS Chromium	*506112 LBD166 Chromium	*506113 LBD 166S-EDS Chromium	*506114 LBD166S Chromium	*506146 LBD 166S-EDS Chromium	*506333 LD 132-EDS Black, C.P.R.	*506334 LD132 Black, C.P.R.	*506656 LD 131-EDS Black	*506657 L131 Black
508718	508718	508718	508718	508718	508718	508718	509484	509484	553080	553080 (1)
501884	507163	507163	507163	507163	507163	501884	550875	550875	516144	516144 (2)
500291	500291	500291	500291	500291	500291	500291	500291	500291	500291	500291 (3)
—	—	—	—	—	—	—	506361	506361	—	— (4)
508736	508736	508736	508736	508736	508736	508736	—	—	508736	508736 (5)
508755	508755	—	508755	—	—	—	508596	*506358	508596	*505111 (6)
504804	504804	504804	504804	504804	504804	504804	500181	500181	500181	500181 (7)
—	—	—	—	—	—	—	—	—	—	— (8)
57	57	57	57	57	57	57	—	—	57	57 (9)
—	—	—	—	—	—	—	106	106	—	— (10)
—	—	—	—	—	—	—	—	—	—	— (11)
—	—	—	—	—	—	—	—	—	—	— (12)
—	—	57017	—	57017	—	57017	57016	—	57017	— (13)
—	—	188232	—	188232	—	188235	188235	—	188232	— (14)
—	—	—	—	—	—	—	—	—	—	— (15)
—	—	—	—	—	—	—	—	—	—	— (16)
180377	†551321	503053	503053	†551321	†551321	533577	180377	180364	181261	181261 (17)
532590	552255	532590	532590	532590	532590	532590	532590	532590	552255	552255 (18)

*506942 MD140 Grey, C.P.R.	*507062 M150 Black, C.P.R.	*507063 M150-EDS Black, C.P.R.	*507064 M150 Black, C.P.R.	*507065 M150-EDS Black, C.P.R.	*507078 MBD150S Chromium	*507079 MBD 150S-EDS Chromium	*507083 MB 150-EDS Chromium	*507084 MB150 Chromium	*507096 MBD150S Chromium	*507097 MBD150S-EDS Chromium
507577	551075	551075	551075	551075	551075	551075	551075	551075	551075	551075 (1)
551308	505975	505975	505975	505975	551093	551093	505975	505975	505235	551093 (2)
500291	500291	500291	500291	500291	500291	500291	500291	500291	500291	500291 (3)
509201	509201	507088	507088	507088	507088	507088	507088	507088	507088	507088 (4)
—	—	—	—	—	—	—	—	—	—	— (5)
506854	507002	501875	507002	501875	507002	501875	501875	507002	507002	501875 (6)
504804	504804	504804	504804	504804	504804	504804	504804	504804	504804	504804 (7)
—	—	—	—	—	—	—	—	—	—	— (8)
57	57	57	57	57	57	57	57	57	57	57 (9)
—	—	—	—	—	—	—	—	—	—	— (10)
—	—	—	—	—	—	—	—	—	—	— (11)
—	—	—	—	—	—	—	—	—	—	— (12)
—	—	57017	—	57017	—	57017	57017	—	—	57017 (13)
—	—	188232	—	188232	—	188232	188232	—	—	188232 (14)
—	—	—	—	—	—	—	—	—	—	— (15)
—	—	507080	—	507080	—	507080	507080	—	—	507080 (16)
551318	—	—	180377	180377	—	503053	180377	180377	503053	180377 (17)
509936	509936	509936	509936	509936	509936	509936	509936	509936	509936	509936 (18)

*507441 MBD 143-EDS Chromium	*507442 MBD143 Chromium	*507475 MBD 147-3EDS Chromium	*507476 MBD 147-3 Chromium	*507477 MBD 147-EDS Chromium	*507478 MBD 147-3 Chromium	*507481 MBD 147-EDS Chromium	*507482 MBD147 Chromium	*507488 MBD 147-2 Chromium	*507543 MBD148S Chromium	*507544 MBD148S Chromium
507577	507577	507577	507577	507577	507577	507577	507577	507577	507577	507577 (1)
551308	551308	507586	507586	507586	507586	516173	516173	504224	507586	507586 (2)
500291	500291	500291	500291	500291	500291	500291	500291	500291	500291	500291 (3)
509201	509201	509201	509201	509201	509201	509201	509201	509201	509201	509201 (4)
—	—	—	—	—	—	—	—	—	—	— (5)
508247	506854	508247	506854	508247	506854	508247	506854	506854	506855	506855 (6)
504804	504804	504804	504804	504804	504804	504804	504804	504804	504804	504804 (7)
—	—	—	—	—	—	—	—	—	—	— (8)
57	57	57	57	57	57	57	57	57	57	57 (9)
—	—	—	—	—	—	—	—	—	—	— (10)
—	—	—	—	—	—	—	—	—	—	— (11)
—	—	—	—	—	—	—	—	—	—	— (12)
57017	—	57017	—	57017	—	57017	—	—	—	— (13)
188232	—	188232	—	188232	—	188232	—	—	—	— (14)
—	—	—	—	—	—	—	—	—	—	— (15)
—	—	—	—	—	—	—	—	—	—	— (16)
508248	—	508248	—	508248	—	508248	—	—	—	— (17)
505527	505527	180377	180377	180377	180377	180377	180377	180377	503053	503053 (17)
509936	509936	532590	532590	532590	532590	509936	509936	532590	532590	532590 (18)

For illustrations, see pages H6-H8.

* See Supersession Chart

† Ring, screw and clamp (lamp fixing)

C.P.R. ... Chromium plated rim

continued



HEADLAMPS, External Fitting

DETAILED SPARE PARTS

Part No.	*507566 MBD 148-EDS	*507567 MBD148	*507572 MBD148S	*507573 MBD148S	*507578 MBD148S	*507579 MBD148S	*507744 LD 163S-EDS	*507745 LD163S
Model	Chromium	Chromium	Chromium	Chromium	Chromium	Chromium	Brown, C.P.R.	Brown, C.P.R.
Finish	Chromium	Chromium	Chromium	Chromium	Chromium	Chromium	Brown, C.P.R.	Brown, C.P.R.
(1) Rim or door	507577	507577	507577	507577	507577	507577	508718	508718
(2) Lens	507586	507586	507586	507586	507586	507586	507163	507163
(3) Wires, lens fixing	500291	500291	500291	500291	500291	500291	500291	500291
(4) Bead, rubber	509201	509201	509201	509201	509201	509201	—	—
(5) Bead, langite	—	—	—	—	—	—	508736	508736
(6) Reflector or light unit	508247	506854	506855	506855	506855	506855	501875	508755
(7) Bulb holder or interior, main	504804	504804	504804	504804	504804	504804	504804	504804
(8) Bulb holder or interior, pilot	—	—	—	—	—	—	—	—
(9) Bulb, main, 12v.	57	57	57	57	57	57	57	57
(10) Bulb, main, 6v.	—	—	—	—	—	—	—	—
(11) Bulb, pilot, 12v.	—	—	—	—	—	—	—	—
(12) Bulb, pilot, 6v.	—	—	—	—	—	—	—	—
(13) Dipper unit	57017	—	—	—	—	—	57017	—
(14) Fuse	188232	—	—	—	—	—	188232	—
(15) Bracket, action	—	—	—	—	—	—	—	—
(16) Rim, extension	508248	—	—	—	—	—	508716	—
(17) Nut, fixing bolt	503053	503053	503053	503053	503053	503053	180377	180377
(18) Catch or screw, rim fixing	532590	532590	509936	509936	509936	509936	552255	552255

Part No.	*508293 MBD147	*508332 MBD153	*508333 MD 153-EDS	*508358 MD 153-EDS	*508359 MD153	*508404 LBD151	*508405 LBD 151-EDS	*508489 L133-EDS
Model	Chromium	Chromium	Chromium	Black, C.P.R.	Black, C.P.R.	Chromium	Chromium	Black
Finish	Chromium	Chromium	Chromium	Black, C.P.R.	Black, C.P.R.	Chromium	Chromium	Black
(1) Rim or door	507577	551075	551075	551075	551075	551075	551075	553080
(2) Lens	504224	505235	505235	505235	505235	505235	505235	516144
(3) Wires, lens fixing	500291	500291	500291	500291	500291	500291	500291	500291
(4) Bead, rubber	509201	507088	507088	507088	507088	—	—	506361
(5) Bead, langite	—	—	—	—	—	508736	508736	—
(6) Reflector or light unit	506854	507002	501875	501875	507002	—	—	508596
(7) Bulb holder or interior, main	504804	504804	504804	504804	504804	504804	504804	500181
(8) Bulb holder or interior, pilot	—	—	—	—	—	—	—	—
(9) Bulb, main, 12v.	57	57	57	57	57	57	57	—
(10) Bulb, main, 6v.	—	—	—	—	—	—	—	106
(11) Bulb, pilot, 12v.	—	—	—	—	—	—	—	—
(12) Bulb, pilot, 6v.	—	—	—	—	—	—	—	—
(13) Dipper unit	—	—	57017	57017	—	—	57017	57016
(14) Fuse	—	—	188232	188232	—	—	188232	188235
(15) Bracket, action	—	—	—	—	—	—	—	508595
(16) Rim, extension	—	—	507080	507080	—	—	—	—
(17) Nut, fixing bolt	533537	505527	505527	505527	505527	180364	180364	181261
(18) Catch or screw, rim fixing	509936	532590	532590	509936	532590	532590	532590	552255

Part No.	*508609 LD 133-EDS	*508610 LD133	*508611 LBD 133-EDS	*508612 LBD133	*508622 LD133	*508662 LD 133-EDS	*508663 LD133	*509106 MD 140-EDS
Model	Black	Black	Chromium	Chromium	Black	Black	Black, C.P.R.	Black, C.P.R.
Finish	Black	Black	Chromium	Chromium	Black	Black	Black, C.P.R.	Black, C.P.R.
(1) Rim or door	553080	*508598	509484	509484	553080	509484	509484	507577
(2) Lens	550875	550875	550875	550875	516144	503403	503403	516173
(3) Wires, lens fixing	500291	500291	500291	500291	500291	500291	500291	500291
(4) Bead, rubber	506361	506361	506361	506361	506361	506361	506361	509201
(5) Bead, langite	—	508736	—	508736	508736	—	508736	—
(6) Reflector or light unit	508596	*508571	508596	*508571	*508571	508596	553145	508247
(7) Bulb holder or interior, main	500181	500181	500181	500181	500181	500181	500181	504804
(8) Bulb holder or interior, pilot	—	—	—	—	—	—	—	—
(9) Bulb, main, 12v.	—	—	—	—	57	—	—	57
(10) Bulb, main, 6v.	106	106	106	106	—	106	106	—
(11) Bulb, pilot, 12v.	—	—	—	—	—	—	—	—
(12) Bulb, pilot, 6v.	—	—	—	—	—	—	—	—
(13) Dipper unit	57016	—	57016	—	—	57016	—	57017
(14) Fuse	188235	—	188235	—	—	188235	—	188232
(15) Bracket, action	508595	—	508595	—	—	508595	—	—
(16) Rim, extension	—	—	—	—	—	—	—	508248
(17) Nut, fixing bolt	180377	180377	180377	180377	181261	170290	183940	180377
(18) Catch or screw, rim fixing	552255	552255	552255	552255	552255	552255	552255	509936

For illustrations, see pages H6-H8.

* See Supersession Chart C.P.R. . . Chromium plated rim

HEADLAMPS, External Fitting



DETAILED SPARE PARTS

*507774 LBD 163S-EDS Chromium	*507775 LBD163 Chromium	*507870 LBD 141-EDS Chromium	*507871 LBD141 Chromium	*507872 LD 141-EDS Black, C.P.R.	*507873 LD141 Black, C.P.R.	*507912 LD 147-EDS Primer, C.P.R.	*507913 LD147 Primer, C.P.R.	*507950 LBD 147-EDS Chromium	*507951 LBD147 Chromium	*508292 MBD147-EDS Chromium
508718	508718	507577	507577	507577	507577	507577	507577	551361	551361	507577 (1)
501884	501884	507586	507586	507586	507586	551308	551308	504224	504224	504224 (2)
500291	500291	500291	500291	500291	500291	500291	500291	500291	500291	500291 (3)
—	—	—	—	—	—	—	—	—	—	509201 (4)
508736	508736	508736	508736	508736	508736	508736	508736	508736	508736	— (5)
—	—	—	—	—	—	—	—	—	—	508247 (6)
504804	504804	504804	504804	504804	504804	504804	504804	504804	504804	504804 (7)
—	—	—	—	—	—	—	—	—	—	— (8)
57	57	57	57	—	—	57	57	57	57	57 (9)
—	—	—	—	106	106	—	—	—	—	— (10)
—	—	—	—	—	—	—	—	—	—	— (11)
—	—	—	—	—	—	—	—	—	—	— (12)
57017	—	57017	—	57016	—	57017	—	57017	—	57017 (13)
188232	—	188232	—	188235	—	188232	—	188232	—	188232 (14)
—	—	—	—	—	—	—	—	—	—	— (15)
—	—	—	—	—	—	—	—	—	—	508248 (16)
180377	180377	180377	180377	180364	180364	503053	503053	533537	533537	533537 (17)
532590	532590	532590	532590	532590	532590	552255	552255	532590	532590	509936 (18)

*508490 L133 Black	*508493 LBD 133-EDS Chromium	*508494 LBD133 Chromium	*508508 LBD 133-EDS Chromium	*508509 LBD133 Chromium	*508512 LD 133-EDS Black	*508513 LD133 Chromium	*508514 LBD 133-EDS Chromium	*508515 LBD133-2 Black	*508516 L133-EDS Black	*508517 L133 Black
553080	509484	509484	509484	509484	553080	553080	509484	509484	553080	553080 (1)
516144	503403	503403	503403	503403	550875	516199	550875	550875	516144	516144 (2)
500291	500291	500291	500291	500291	500291	500291	500291	500291	500291	500291 (3)
506361	506361	506361	506361	506361	506361	506361	506361	506361	506361	506361 (4)
508736	508736	508736	508736	508736	—	508736	—	508736	—	508736 (5)
*508571	508596	*508571	508596	*508571	508596	*508573	508596	*508571	508596	*508571 (6)
500181	500181	500181	500181	500181	500181	—	500181	500181	500181	500181 (7)
—	—	—	—	—	—	—	—	—	—	— (8)
—	—	—	—	—	57	57	57	57	—	— (9)
106	106	106	106	106	—	—	—	—	11	11 (10)
—	—	—	—	—	—	—	—	—	—	— (11)
—	—	—	—	—	—	—	—	—	—	— (12)
—	57016	—	57016	—	57017	—	57017	—	57016	— (13)
—	188235	—	188235	—	188232	—	188232	—	188235	— (14)
—	508595	—	508595	—	508595	—	508595	—	508595	— (15)
—	—	—	—	—	—	—	—	—	—	— (16)
181261	183940	183940	183940	183940	180377	183940	180377	180377	181261	181261 (17)
552255	552255	552255	552255	552255	552255	552255	552255	552255	552255	552255 (18)

*509107 MD140 Black, C.P.R.	*509192 M140 Black	*509301 LBD166S Chromium	*509302 LBD166S Chromium	*509310 LBD 166-2S Chromium	*509311 LBD 166-2S Chromium	*509324 LBD166S Chromium	*509325 LBD166S Chromium	*509329 LBD 166S-EDS Chromium	*509330 LBD166S Chromium	*509332 LBD166S-2 Chromium
507577	551361	508718	508718	508718	508718	508718	508718	508718	508718	508718 (1)
516173	516173	508724	508724	507163	507163	508724	508724	501884	501884	501884 (2)
500291	500291	500291	500291	500291	500291	500291	500291	500291	500291	500291 (3)
509201	509201	—	—	—	—	—	—	—	—	— (4)
—	—	508736	508736	508736	508736	508736	508736	508736	508736	508736 (5)
506854	506854	—	—	—	—	—	—	508755	508755	508755 (6)
504804	504804	504804	504804	504804	504804	504804	504804	504804	504804	504804 (7)
—	—	—	—	—	—	—	—	—	—	— (8)
57	57	57	57	57	57	57	57	57	57	57 (9)
—	—	—	—	—	—	—	—	—	—	— (10)
—	—	—	—	—	—	—	—	—	—	— (11)
—	—	—	—	—	—	—	—	—	—	— (12)
—	—	—	—	—	—	—	—	57017	—	— (13)
—	—	—	—	—	—	—	—	188232	—	— (14)
—	—	—	—	—	—	—	—	—	—	— (15)
—	—	—	—	—	—	—	—	—	—	— (16)
180377	180377	503053	503053	180377	180377	503053	503053	180377	180377	180377 (17)
509936	509936	532590	532590	532590	532590	532590	532590	532590	532590	532590 (18)

For illustrations, see pages H6-H8.



HEADLAMPS, External Fitting

DETAILED SPARE PARTS

Part No.	*509333 LBD 166S-2	*509337 LBD 166-EDS	*509338 LBD166S	*509400 LD 140-EDS	*509401 LD140	*509454 LD 134-EDS	*509455 LBD134	*509578 LBD 132-EDS
Model	Chromium	Chromium	Chromium	Black, C.P.R.	Black, C.P.R.	Chromium	Chromium	Chromium
Finish	Chromium	Chromium	Chromium	Black, C.P.R.	Black, C.P.R.	Chromium	Chromium	Chromium
(1) Rim or door	508718	508718	508718	551361	551361	509484	509484	509484
(2) Lens	501884	507163	507163	551308	551308	550875	550875	550875
(3) Wires, lens fixing	500291	500291	500291	500291	500291	500291	500291	500291
(4) Bead, rubber	—	—	—	—	—	506361	506361	506361
(5) Bead, langite	508736	508736	508736	508736	508736	—	508736	508736
(6) Reflector or light unit	508755	—	—	—	—	508596	*508571	508596
(7) Bulb holder or interior, main	504804	504804	504804	504804	504804	500181	500181	500181
(8) Bulb holder or interior, pilot	—	—	—	—	—	—	—	—
(9) Bulb, main, 12v.	57	57	57	57	57	57	57	57
(10) Bulb, main, 6v.	—	—	—	—	—	—	—	—
(11) Bulb, pilot, 12v.	—	—	—	—	—	—	—	—
(12) Bulb, pilot, 6v.	—	—	—	—	—	—	—	—
(13) Dipper unit	—	57017	—	57017	—	57017	—	57017
(14) Fuse	—	188232	—	188232	—	188232	—	188232
(15) Bracket, action	—	—	—	—	—	—	—	—
(16) Rim, extension	—	—	—	—	—	—	—	—
(17) Nut, fixing bolt	180377	†551321	†551321	180377	180377	180377	180377	180364
(18) Catch or screw, rim fixing	532590	532590	532590	552255	552255	509936	509936	532590
(19) Prism	—	—	—	—	—	—	—	—
(20) Wires, prism fixing	—	—	—	—	—	—	—	—

Part No.	*550256 MD 145-EDS	*550257 MD145	*552060 MD 145-EDS	*550261 MD145S	*550418 MBD 140-EDS	*550419 MBD140	*550422 MBD 140-EDS	*550423 MBD140
Model	Brown, C.P.R.	Brown, C.P.R.	Grey, C.P.R.	Grey, C.P.R.	Chromium	Chromium	Chromium	Chromium
Finish	Brown, C.P.R.	Brown, C.P.R.	Grey, C.P.R.	Grey, C.P.R.	Chromium	Chromium	Chromium	Chromium
(1) Rim or door	550322	550322	550322	550322	507577	507577	507577	507577
(2) Lens	550280	550280	550280	550280	551308	551308	551308	551308
(3) Wires, lens fixing	504665	504665	504665	504665	500291	500291	500291	500291
(4) Bead, rubber	509201	509201	509201	509201	509201	509201	509201	509201
(5) Bead, langite	—	—	—	—	—	—	—	—
(6) Reflector or light unit	508247	506854	508247	506854	508247	506854	508247	506854
(7) Bulb holder or interior, main	504804	504804	504804	504804	504804	504804	504804	504804
(8) Bulb holder or interior, pilot	—	—	—	—	—	—	—	—
(9) Bulb, main, 12v.	57	57	57	57	57	57	—	—
(10) Bulb, main, 6v.	—	—	—	—	—	—	106	106
(11) Bulb, pilot, 12v.	—	—	—	—	—	—	—	—
(12) Bulb, pilot, 6v.	—	—	—	—	—	—	—	—
(13) Dipper unit	57017	—	57017	—	57017	—	57016	—
(14) Fuse	188232	—	188232	—	188232	—	188235	—
(15) Bracket, action	—	—	—	—	—	—	—	—
(16) Rim, extension	508248	—	508248	—	508248	—	508248	—
(17) Nut, fixing bolt	180377	180377	180377	180377	180377	180377	180377	180377
(18) Catch or screw, rim fixing	509936	509936	509936	509936	552255	552255	552255	552255

Part No.	*550738 MBD 147-2	*550814 LD 134-EDS	*550815 LD134-1	*550944 LD 133-1EDS	*550945 LD133-1	*550984 L133-GP	*550985 L133-GP	*551071 MBD150S
Model	Chromium	Black, C.P.R.	Black, C.P.R.	Primer, C.P.R.	Primer, C.P.R.	Black	Black	Chromium
Finish	Chromium	Black, C.P.R.	Black, C.P.R.	Primer, C.P.R.	Primer, C.P.R.	Black	Black	Chromium
(1) Rim or door	507577	509484	509484	509484	509484	553080	553080	551075
(2) Lens	507586	550875	550875	550875	550875	516199	516199	551070
(3) Wires, lens fixing	500291	500291	500291	500291	500291	500291	500291	500291
(4) Bead, rubber	509201	506361	506361	506361	506361	506361	506361	507088
(5) Bead, langite	—	—	508736	—	508736	508736	508736	—
(6) Reflector or light unit	506854	508596	553145	508596	*508571	—	—	507002
(7) Bulb holder or interior, main	504804	500181	500181	500181	500181	500181	500181	504804
(8) Bulb holder or interior, pilot	—	—	—	—	—	—	—	—
(9) Bulb, main, 12v.	57	—	—	57	57	—	—	57
(10) Bulb, main, 6v.	—	106	106	—	—	183	183	—
(11) Bulb, pilot, 12v.	—	—	—	—	—	—	—	—
(12) Bulb, pilot, 6v.	—	—	—	—	—	200	200	—
(13) Dipper unit	—	57016	—	57017	—	—	—	—
(14) Fuse	—	188235	—	188232	—	—	—	—
(15) Bracket, action	—	—	—	508595	—	—	—	—
(16) Rim, extension	—	—	—	—	—	—	—	—
(17) Nut, fixing bolt	180377	180364	180364	170290	170290	183940	183940	503053
(18) Catch or screw, rim fixing	532590	509936	509936	552255	552255	552255	552255	509936

For illustrations, see pages H6-H8.

* See Supersession Chart

† Ring, screw and clamp (lamp fixing)

C.P.R. . . . Chromium plated rim

HEADLAMPS, External Fitting



DETAILED SPARE PARTS

*509579 LBD132 Chromium	*509702 FF 133-EDS C.P.R.	*509718 FF133 C.P.R.	*509946 MD 140-EDS Black, C.P.R.	*509947 MD140 Black, C.P.R.	*509956 MD140 Black, C.P.R.	*509958 MD 140-EDS Black, C.P.R.	*509959 MBD140 Chromium	*509960 MBD 140-EDS Chromium	*550202 LBD 169-EDS Chromium	*550203 LBD169S Chromium
509484	509744	509744	507577	507577	507577	507577	507577	507577	508718	508718 (1)
550875	509757	509757	551308	551308	551308	551308	551308	551308	501884	501884 (2)
500291	509753/S	509753/S	500291	500291	500291	500291	500291	500291	500091	500291 (3)
—	†509724	†509724	509201	509201	509201	509201	509201	509201	—	— (4)
506361	506361	506361	—	—	—	—	—	—	508736	508736 (5)
508736	—	—	—	—	—	—	—	—	—	— (6)
*506358	509745	509746	508247	506854	506854	508247	506854	508247	—	— (7)
500181	500181	500181	504804	504804	504804	504804	504804	504804	504804	504804 (8)
—	—	—	—	—	—	—	—	—	—	— (9)
57	—	—	57	57	—	—	—	—	57	57 (10)
—	106	106	—	—	106	106	106	106	—	— (11)
—	—	—	—	—	—	—	—	—	—	— (12)
—	200	200	—	—	—	—	—	—	—	— (13)
—	57016	—	57017	—	—	57016	—	57016	—	— (14)
—	188235	—	188232	—	—	188235	—	188235	—	— (15)
—	509739	509740	—	—	—	—	—	—	—	— (16)
—	—	—	508248	—	—	508248	—	508248	—	— (17)
180364	—	—	180377	180377	180377	180377	180377	180377	503053	503053 (18)
532590	113531	113531	509936	509936	—	—	—	—	532590	532590 (19)
—	509754	509754	—	—	—	—	—	—	—	— (20)
—	509749	509749	—	—	—	—	—	—	—	—

*550424 MBD 140-EDS Chromium	*550504 MD 140-EDS Grey, C.P.R.	*550505 MD140 Grey, C.P.R.	*550586 MD 140-EDS Black, C.P.R.	*550587 MD140 Black, C.P.R.	*550627 LD 133-EDS Grey, Black rim	*550628 LD133 Grey, Black rim	*550653 LD 133-EDS Black, C.P.R.	*550654 LD133-1 Black, C.P.R.	*550736 MBD 147-EDS Chromium	*550737 MBD147-1 Chromium
507577	507577	507577	507577	507577	553080	553080	509484	509484	507577	507577 (1)
551308	551308	551308	551308	551308	550875	550875	550875	550875	507586	507586 (2)
500291	500291	500291	500291	500291	500291	500291	500291	500291	500291	500291 (3)
509201	509201	509201	509201	509201	506361	506361	506361	506361	509201	509201 (4)
—	—	—	—	—	—	—	508736	508736	—	— (5)
508247	508247	506854	508247	506854	508596	*508571	508596	*508571	508247	506854 (6)
504804	504804	504804	504804	504804	500181	500181	500181	500181	504804	504804 (7)
—	—	—	—	—	—	—	—	—	—	— (8)
57	57	57	—	—	—	—	—	—	57	57 (9)
—	—	—	106	106	106	106	106	106	—	— (10)
—	—	—	—	—	—	—	—	—	—	— (11)
—	—	—	—	—	—	—	—	—	—	— (12)
57017	57017	—	57016	—	57016	—	57016	—	57017	— (13)
188232	188232	—	188235	—	188235	—	188235	—	188232	— (14)
—	—	—	—	—	508595	—	508595	—	—	— (15)
508248	508248	—	508248	—	—	—	—	—	508248	— (16)
180377	503053	503053	180377	180377	180377	180377	170290	170290	180377	180377 (17)
552255	509936	509936	552255	552255	552255	552255	552255	552255	509936	509936 (18)

*551072 MBD150S Chromium	*551210 MD 140-EDS Primer, C.P.R.	*551211 MD140-1 Primer, C.P.R.	*551236 M140-EDS Grey, Black rim	*551237 M140 Grey, Black rim	*551506 L133P-3 Black	*551522 LD 133-1EDS Black	*551523 LD133-1 Black	*551652 MD143 Khaki Green	*551653 MD143 Khaki Green	*551952 L-HI-O Grey, Black rim
551075	507577	507577	551361	551361	553080	553080	553080	—	—	552261 (1)
551070	551308	551308	516173	516173	516199	550875	550875	551308	551308	552282 (2)
500291	500291	500291	500291	500291	500291	500291	500291	500291	500291	504665 (3)
507088	509201	509201	511844	511844	506361	506361	506361	509201	509201	551959 (4)
—	—	—	—	—	508736	—	508736	—	—	551975 (5)
507002	508247	506854	508247	506854	553147	508596	*508571	506854	506854	551966 (6)
504804	504804	504804	504804	504804	—	500181	500181	504804	504804	504801 (7)
—	—	—	—	—	—	—	—	—	—	— (8)
57	57	57	57	57	—	57	57	57	57	5 (9)
—	—	—	—	—	168	—	—	—	—	109 (10)
—	—	—	—	—	—	—	—	—	—	— (11)
—	—	—	—	—	200	—	—	—	—	— (12)
—	57017	—	57017	—	—	57017	—	—	—	— (13)
—	188232	—	188232	—	—	188235	—	—	—	— (14)
—	—	—	—	—	—	508595	—	—	—	— (15)
—	508248	—	508248	—	—	—	—	—	—	— (16)
503053	180377	180377	180377	180377	180377	170290	170290	505527	505527	180377 (17)
509936	509936	509936	509936	509936	552255	552255	552255	509936	509936	552255 (18)

For illustrations, see pages H6-H8.

* See Supersession Chart

† Body

C.P.R. ... Chromium plated rim



HEADLAMPS, External Fitting

VEHICLE APPLICATION REFERENCE

MODEL L-H-O

50124B L-H1-O (L.H. or R.H.). Black finish; 5 7/8" rim dia.; 6 or 12v.; double contact; flat, fluted lens; upright fixing.

Austin Petrol Tanker 1941.
Commer 15/25 cwt. Forward Control 1944; 25 cwt. Forward Control 1947-50.
Dennis Municipal and 'Pax' Forward Control 1946.
Electricars Battery Vehicle 1951-54.
Guy 'Vixen' 3/4 ton 1945.
Karrier 'Bantam' 1946-50.
Midland Battery Vehicle 1951-54.
Standard 12 (Export) 1939-40.

50129A L-H2-O (L.H. or R.H.). Black finish; 5 7/8" rim dia.; 6 or 12v.; single contact; flat, fluted lens; upright fixing.

Commer 8 cwt. Van and 25 cwt. Forward Control 1946.
Larmar Invalid Carriage 1948-54.
Morris 10 cwt. Van 1946.
Morris Commercial 25/35 cwt. 1946; CVF13/5, CV11/30, CV11/40 and CV10/5 1945.

50730A L-H-O (L.H. or R.H.). Black finish; 5 7/8" rim dia.; 12v.; double contact; less ball shell and bolt; upright fixing.

Hindle Smart Battery Vehicle 1951-54.

MODEL 42

50185H MU42. Black finish, C.P.R.; 6 3/8" rim dia.; 6v.; double contact; diamond lens; side socket fixing.
W. & F. Barrett 1949-50.

50292D M42. Black finish, C.P.R.; 6 3/8" rim dia.; double contact; diamond lens; side socket fixing.

G. Fitt Invalid Carriage 1951-54.
Invacar Invalid Carriage 1951 and 1954.
Light Delivery Vehicles 'Tri-Van' and 'Bi-Van' 1949-51.
Reliant 3-wheeler 1939-54; 10 cwt. 3-wheeler Van 1951-54.

MODEL 133

50079B MBD133 (R.H.). C.P. finish; 6 3/8" rim dia.; 6 or 12v.; single contact; diamond lens; upright fixing.

Jowett 8 and 10 Vans 1939-40; 10 cwt. 'Bradford' Van 1946.
Karrier 14 'Cob Junior' and 'Colt' 1939-40; 'Cob Senior' 1939.
Singer 9 Van 1939-40; 9 Roadster 1939.

50080B MBD133-EDS (L.H.). C.P. finish; 6 3/8" rim dia.; 6 or 12v.; single contact; diamond lens; upright fixing; dipping reflector.

Jowett 10 Van 1939.
Singer 9 Roadster 1939.

50081B MBD133-EDS (L.H.). C.P. finish; 6 3/8" rim dia.; 6v.; single contact; diamond lens; upright fixing; dipping reflector.

Jowett 8 Van 1939-40; 10 cwt. 'Bradford' Van 1946.
Singer 9 Van 1939-40.

50082B MBD133 (R.H.). C.P. finish; 6 3/8" rim dia.; 6v.; single contact; diamond lens; 24° fixing; sliding bolt.

Austin 7 and Van 1939.
Standard 8 1939-46.

50083B MBD133-EDS (L.H.). C.P. finish; 6 3/8" rim dia.; 6v.; single contact; diamond lens; 24° fixing; sliding bolt; dipping reflector.

Austin 7 and Van 1939.
Standard 8 1939-46.

50085B MBD133-EDS (L.H.). C.P. finish; 6 3/8" rim dia.; 12v.; single contact; diamond lens; 25° fixing; sliding bolt; dipping reflector.

Standard 9 and 10 1939-40.

MODEL 133—continued

50088A FF133-1P (R.H.). C.P.R.; 8 1/2" rim dia.; 6v.; single contact; domed, oval fluted lens; flush fitting.
Morris 8 1939-48.

50089A FF133-EDS (L.H.). C.P.R.; 8 1/2" rim dia.; 6v.; single contact; domed, oval fluted lens; flush fitting; dipping reflector.

Morris 8 1939-48.

50146D MBD133-EDS (L.H.). C.P. finish; 6 3/8" rim dia.; 6v.; single contact; diamond lens; 90° fixing; dipping reflector.

Austin 8 1945-47.
Wolseley 8 1946-48.

50147D MBD133-1 (R.H.). C.P. finish; 6 3/8" rim dia.; 6v.; single contact; diamond lens; 90° fixing.

Austin 8 1945-47.
Wolseley 8 1946-48.

50148D MBD133-1 (L.H.). C.P. finish; 6 3/8" rim dia.; 6v.; double contact; diamond lens; 90° fixing.

Commer 5 ton (Export) 1947.

50170D MBD133 (R.H.). C.P. finish; 6 3/8" rim dia.; 6v.; single contact; diamond lens; 25° fixing; sliding bolt.

Standard 8 1939-40 and 1947-48; 9 and 10 1939-40.

50171D MBD133-EDS (L.H.). C.P. finish; 6 3/8" rim dia.; 6v.; single contact; diamond lens; 25° fixing; sliding bolt; dipping reflector.

Standard 9 1939-40; 8 1939-40 and 1947-48.

50260D MD133-1EDS (L.H.). Black finish; 6 3/8" rim dia.; 12v.; single contact; diamond lens; 90° fixing; dipping reflector.

Austin 10 Van 1940-47.

50267D MBD133-2 (L.H.). C.P. finish; 6 3/8" rim dia.; 6v.; single contact; diamond lens; 25° fixing; sliding bolt.

Standard 8 (Export) 1946-48.

50268D MBD133-2 (R.H.). C.P. finish; 6 3/8" rim dia.; 6v.; single contact; diamond lens; 25° fixing; sliding bolt.

Standard 8 (Export) 1946-48.

50319B M133P (R.H.). Black finish; 6 3/8" rim dia.; 12v.; single contact main and pilot; diamond lens; upright fixing.

Jowett 10 cwt. 'Bradford' Van 1947-52; De Luxe Van and 6 Light Utility 1949-50.
Trojan 15 cwt. Van 1946-50.

50364B MD133P (L.H.). Black finish; 6 3/8" rim dia.; 12v.; double contact main, single contact pilot; diamond lens; upright fixing.

Austin 8 Van 1939-47.
Jowett 10 cwt. 'Bradford' Van 1947-50; 10 cwt. 'Bradford' Van (Export) 1946.
Reliant 3-wheeler (Export) 1949-52.
Trojan 15 cwt. Van 1946-53.

50413D MD133-EDS (L.H.). Black finish; 6 3/8" rim dia.; 12v.; single contact; diamond lens; upright fixing; sliding bolt; dipping reflector.

Morris 10 cwt. Van 1950.

50414D MBD133P (L.H.). C.P. finish; 6 3/8" rim dia.; 6v.; double contact main, single contact pilot; domed lens, U-shaped flutes; 24° fixing.

Morgan 3-wheeler 1948-52.

50415D MBD133P (R.H.). C.P. finish; 6 3/8" rim dia.; 6v.; double contact main, single contact pilot; domed lens, U-shaped flutes; 24° fixing.

Morgan 3-wheeler 1948-52.

MODEL 133—continued

50426A FF133-1P (L.H. or R.H.). C.P.R.; 8 1/2" rim dia.; 6v.; double contact; oval, domed fluted lens; flush fitting.

Morris 8 (Export) 1948.

50569B MD133P (L.H. or R.H.). Black finish; 6 3/8" rim dia.; 12v.; double contact main, single contact pilot; diamond lens; upright fixing.

Jowett 10 cwt. 'Bradford' Van 1947-52; De Luxe Van and 6 Light Utility 1949-50; De Luxe Van and 6 Light Utility (Export) 1951-52.
Reliant 3-wheeler (Export) 1950.

50645D MBD133P (L.H.). C.P. finish; 6 3/8" rim dia.; 12v.; double contact main, single contact pilot; diamond lens; upright fixing.

Jowett 10 cwt. 'Bradford' Van 1947-50; De Luxe Van and 6 Light Utility 1951-52.
Lloyd '650' Roadster 1948-50.

50646D MBD133P (R.H.). C.P. finish; 6 3/8" rim dia.; 12v.; single contact, main and pilot; diamond lens; upright fixing.

Jowett 10 cwt. 'Bradford' Van 1947-50; De Luxe Van and 6 Light Utility 1951-52.
Lloyd '650' Roadster 1948-50.

50649B MD133P-3 (L.H. or R.H.). Black finish; 6 3/8" rim dia.; 6 or 12v.; double contact main, single contact pilot; diamond lens; upright fixing; sliding bolt.

Morris 10 cwt. Van 1947-49; 10 cwt. Van (Export) 1948-50; 5 cwt. Van 1939-53; 5 cwt. (Export) 1948-53.

50658B MD133-1EDS (L.H.). Black finish, C.P.R.; 6 3/8" rim dia.; 6v.; single contact; diamond lens; 90° fixing.

Austin 8 1939.

50659B MD133-1 (R.H.). Black finish, C.P.R.; 6 3/8" rim dia.; 6v.; single contact; diamond lens; 90° fixing.

Austin 8 1939; 10 Van 1940-47.

50746B M133P (R.H.). Black finish; 6 3/8" rim dia.; 12v.; single contact, main and pilot; diamond lens; upright fixing; sliding bolt.

Morris 10 cwt. Van 1947-50; 5 cwt. Van 1948-53.

50754A MD133 (L.H. or R.H.). Black finish; 6 3/8" rim dia.; 12v.; double contact; diamond lens; upright fixing.

Jensen 'Jen-Tug' 1946-52.

50929A MD133P (L.H.). Black finish; 6 3/8" rim dia.; 12v.; double contact, main and pilot; diamond lens; upright fixing.

Trojan 15 cwt. 'Electrojan' 1951-53.

MODEL 134

50086D MBD134 (R.H.). C.P. finish; 6 3/8" rim dia.; 6 or 12v.; single contact; 90° fixing.

Wolseley 10 1939-48.

50087D MBD134-EDS (L.H.). C.P. finish; 6 3/8" rim dia.; 12v.; single contact; diamond lens; 90° fixing; dipping reflector.

Wolseley 10 1939-48.

50199D MD134-EDS (L.H.). Black finish; 6 3/8" rim dia.; 6v.; single contact; diamond lens; 90° fixing; dipping reflector.

Bedford 5/6 cwt. Van 1939-47; 10/12 cwt. Van 1940-49 and 1952; 10/12 cwt. Van (Export) 1952.
Vauxhall 10 1939-47; 12 1947.

C.P. .. Chromium plated dia. .. Diameter L.H. .. Left hand lamp
C.P.R. .. Chromium plated rim v. .. Volt R.H. .. Right hand lamp

continued

HEADLAMPS, External Fitting



Vehicle Application Reference—continued

MODEL 134—continued

50200D MD134-1 (R.H.). Black finish; 6 $\frac{3}{8}$ " rim dia.; 6 or 12v.; single contact; diamond lens; 90° fixing.
Bedford 5/6 cwt. Van 1939-47; 10/12 cwt. Van 1940-49 and 1952; 10/12 cwt. Van (Export) 1952.
Vauxhall 10 1939-47; 12 1947.

50219A MD134-1 (L.H.). Black finish, C.P.R.; 6 $\frac{3}{8}$ " rim dia.; 6 or 12v.; double contact; diamond lens; 90° fixing.
Bedford 10/12 cwt. Van 1950-51; 10/12 cwt. Van (Export) 1951.
Vauxhall 10 and 12 (Export) 1947.
Wolseley 10 (Export) 1948.

50220D MD134-1 (R.H.). Black finish, C.P.R.; 6 $\frac{3}{8}$ " rim dia.; 6 or 12v.; double contact; diamond lens; 90° fixing.
Bedford 10/12 cwt. Van 1950-51 and Export 1951.
Vauxhall 10 and 12 (Export) 1947.
Wolseley 10 (Export) 1948.

MODEL 140

50101B MBD140-EDS (L.H.). C.P. finish; 8 $\frac{3}{8}$ " rim dia.; 6v.; single contact; diamond lens; upright fixing; dipping reflector.
Commer 8 cwt. Van 1939-40.
Hillman 'Minx' 1939.

50324A MBD140DP (L.H.). C.P. finish; 8 $\frac{3}{8}$ " rim dia.; 12v.; single contact; domed lens, lower half vertical flutes; upright fixing.
H.R.G. 9 1946-49; 12 1939-46.

50427A MD140 (L.H.). Black finish, C.P.R.; 8 $\frac{3}{8}$ " rim dia.; 12v.; double contact; diamond lens; 90° fixing.
Morris Commercial 25/30 cwt. 1945-49; 35/40, 45/55 and 60/70 cwt., 5 ton Forward Control, Tipper and ECV13/3 (Export) 1946-48; ECV13/5 Petrol and ECV013/5 Diesel 1949.

50440A MD140-EDS (L.H.). Black finish, C.P.R.; 8 $\frac{3}{8}$ " rim dia.; 12v.; single contact; diamond lens; 90° fixing; dipping reflector.
Dennis 4 ton Truck 1939.
Morris Commercial 25 cwt. 'LC' Van 1939; 25/30 cwt. 1945-49; 25/35 cwt. 1945; CV and CVS 1939-40; CV Ambulance 1947-49; CVF13/5; CV11/40, CV11/30, CV10/5 1945-48; 35/40, 45/55 and 60/70 cwt., 5 ton Forward Control, Tipper and ECV13/3 1946-48.

50441A MD140 (R.H.). Black finish, C.P.R.; 8 $\frac{3}{8}$ " rim dia.; 12v.; single contact; diamond lens; 90° fixing.
Dennis 4 ton Truck 1939.
Morris Commercial 25 cwt. 'LC' Van 1939; 25/30 cwt. 1945-49; 25/35 cwt. 1945; CV and CVS 1939-40; CV Ambulance 1947-49; CVF13/5, CV11/40, CV11/30, CV10/5 1945-48; 35/40, 45/55 and 60/70 cwt., 5 ton Forward Control, Tipper and ECV13/3 1946-48.
Vauxhall 25 1939-40.

50464A MD140 (R.H.). Black finish, C.P.R.; 8 $\frac{3}{8}$ " rim dia.; 12v.; double contact; diamond lens; 90° fixing.
Morris Commercial 25/30 cwt. 1945-49; 35/40, 45/55, 60/70 cwt., 5 ton Forward Control, Tipper and ECV13/3 (Export) 1946-48; ECV13/5 Petrol and ECV013/5 Diesel 1949.

50511A MD140-EDS (L.H.). Black finish, C.P.R.; 8 $\frac{3}{8}$ " rim dia.; 12v.; single contact; diamond lens; upright fixing; dipping reflector.
Beardmore Taxi 1939-40.
Commer 8 cwt. Van 1947; 15/20/25 cwt. Van 1939-40; 15/25 cwt. Forward Control 1944; 15/25 cwt. 1946-48; 25 cwt. 'Lyons' Van 1949-50; 25 cwt. 'Superpoise' 1949; 30 cwt., 2/3 ton 1939-40; 2/3 ton 1946-47; 3/4 ton Pantechnicon 1947; 5 ton 1947.
Hillman 'Minx' 1945-47.
Karrier CK3 1939.
Morris 10 1939-48; Taxi and Hire Car 1947-50.
Morris Commercial 15/20 cwt. 1939.
Singer 10 1939-40.

MODEL 140—continued

50512A MD140 (R.H.). Black finish, C.P.R.; 8 $\frac{3}{8}$ " rim dia.; 12v.; single contact; diamond lens; upright fixing.

Beardmore Taxi 1939-40.
Commer 8 cwt. Van 1947; 15/20/25 cwt. Van 1939-40; 15/25 cwt. Forward Control 1944; 15/25 cwt. 1946-48; 25 cwt. 'Lyons' Van 1949-50; 25 cwt. 'Superpoise' 1949; 30 cwt. and 2/3 ton 1939-40; 2/3 and 3/4 ton 1946-47; 3/4 ton Pantechnicon (Petrol) 1947.
Hillman 'Minx' 1945-47.
Karrier CK3 1939; 'Bantam' 1939.
Morris 10 1939-48; Taxi and Hire Car 1947-50.
Morris Commercial 15/20 cwt. 1939.
Singer 10 1939.

50519A MD140-1 (L.H. or R.H.). Black finish, C.P.R.; 6 or 12v.; 8 $\frac{3}{8}$ " rim dia.; double contact; diamond lens; upright fixing.

Commer 8 cwt. Van (Export) 1947-48; 15/20/25 cwt. Van (6v.) 1939-40; 25 cwt. 'Superpoise' (Export) 1949; 3/4 ton Pantechnicon (Export) 1947-48.
Hillman 'Minx' (Export) 1947.

50523A MBD140-1 (L.H. or R.H.). C.P. finish; 8 $\frac{3}{8}$ " rim dia.; 12v.; double contact; diamond lens; upright fixing.

Citroen 15 1951-52; 15 (Export) 1950-52; 23 1951-52.
Commer 3/4 ton 'Commando' (Export) 1947; 5 and 6 1/2 ton (Export) 1947.
H.R.G. 9 and 12 1949-50.
M.G. 1 1/2 litre 1947-50; 'Midget' 1949.
Morgan 4/4 (Export) 1946-50.
Singer 9 Roadster (Export) 1947-49; 10 (Export) 1947-49.

50606A M140 (L.H.). Black finish; 8 $\frac{3}{8}$ " rim dia.; 12v.; double contact; diamond lens; 90° fixing.

Dodge All Models 1947-49.

50607B M140 (R.H.). Black finish; 8 $\frac{3}{8}$ " rim dia.; 12v.; double contact; diamond lens; 90° fixing.

Dodge All Models 1947-49.

50752A MBD140-EDS (L.H.). C.P. finish; 8 $\frac{3}{8}$ " rim dia.; 12v.; single contact; diamond lens; upright fixing; dipping reflector.

Alvis 14 1939.
Austin 10 1939.
B.S.A. 10 'Scout' 1939-40.
Citroen 12 1939-40; 15 1939-50.
Commer 3/4 ton 'Commando' 1947-49; 4 ton Insulated Return 1940; 4/5 ton 1939-40; 5 and 6 1/2 ton 1947; 6 ton 1939.
Lanchester 11 1939.
M.G. 12 1939; 'Midget' 1946-47.
Morris 12 1939; 10 cwt. Van 1939-40.
Riley 1 1/2 litre 1939-40.
Singer 9 Roadster 1940-49; 10 1946-49; 12 1947-49.

50753A MBD140 (R.H.). C.P. finish; 8 $\frac{3}{8}$ " rim dia.; 12v.; single contact; diamond lens; upright fixing.

Alvis 14 1939.
Austin 10 1939.
B.S.A. 10 'Scout' 1939.
Citroen 12 1939-40; 15 1939-50.
Commer 8 cwt. Van 1939-40; 3/4 ton Pantechnicon 1947-49; 4 ton Insulated Return 1940; 4/5 ton 1939-40; 6 ton 1939; 3/4 ton 1947-49.
Dennis 2 ton Truck and 3 1/2 ton Petrol Wagon 1939.
Hillman 'Minx' 1939.
H.R.G. 9 1946-49; 9 and 12 (Export) 1949-50; 12 1939-50.
Karrier 'Bantam' 1939; CK3 (Export) 1939.
Lanchester 11 1939.
M.G. 1 1/2 litre 1949-50; 12 1939; 'Midget' 1939-47 and 1949-51.
Morgan 4/4 1946-50.
Morris 12 1939; 10 cwt. Van 1939-40.
Riley 1 1/2 litre 1939-40.
Singer 9 Roadster 1940-49; 10 1946-49; 12 1947-49.

51473A MBL140 (L.H. or R.H.). C.P. finish; 8 $\frac{3}{8}$ " rim dia.; 12v.; double contact; block lens; upright fixing.

Citroen 15 1953-54; 23 1953.

MODEL 141

50104A MBD141-EDS (L.H.). Black finish, C.P.R.; 8 $\frac{3}{8}$ " rim dia.; 6v.; single contact; diamond lens; 90° fixing; dipping reflector.

Bedford 8 cwt. Van 1939.
Vauxhall 12 1939-40.

50555A MD141-EDS (L.H.). Black finish, C.P.R.; 8 $\frac{3}{8}$ " rim dia.; 12v.; single contact; diamond lens; 90° fixing; dipping reflector.

Vauxhall 12 1945-46; 14 1939-48.

50556A MD141 (R.H.). Black finish, C.P.R.; 8 $\frac{3}{8}$ " rim dia.; 12v.; single contact; diamond lens; 90° fixing.

Vauxhall 12 1945-46; 14 1939-48.

50561A MD141E (L.H.). Black finish, C.P.R.; 8 $\frac{3}{8}$ " rim dia.; 12v.; double contact; diamond lens; 90° fixing.

Vauxhall 12 (Export) 1946; 14 (Export) 1946-48.

50562A MD141E (R.H.). Black finish, C.P.R.; 8 $\frac{3}{8}$ " rim dia.; 12v.; double contact; diamond lens; 90° fixing.

Vauxhall 12 (Export) 1946; 14 (Export) 1946-48.

50565A MD141E (L.H.). C.P. finish; 8 $\frac{3}{8}$ " rim dia.; 12v.; double contact; diamond lens; 90° fixing.

Austin 12 (Export) 1946-47; 16 (Export) 1946-48.

50566A MD141E (R.H.). C.P. finish; 8 $\frac{3}{8}$ " rim dia.; 12v.; double contact; diamond lens; 90° fixing.

Austin 12 (Export) 1946-47; 16 (Export) 1947-48.

50719A MBD141-EDS (L.H.). C.P. finish; 8 $\frac{3}{8}$ " rim dia.; 12v.; single contact; diamond lens; 90° fixing; dipping reflector.

Austin 12 1940-47; 16 1946-48.
Lanchester 14 1939.

50720A MBD141 (R.H.). C.P. finish; 8 $\frac{3}{8}$ " rim dia.; 12v.; single contact; diamond lens; 90° fixing.

Austin 12 1940-47; 16 1946-48.
Bedford 8 cwt. Van 1939.
Lanchester 14 1939.
Vauxhall 12 and 25 1939-40.

MODEL 143

50301B MBD143 (R.H.). C.P. finish; 8 $\frac{3}{8}$ " rim dia.; 12v.; double contact; Flat, difusa lens; 90° fixing.

Austin 10 1946-47.

50594A MBD143 (R.H.). C.P. finish; 8 $\frac{3}{8}$ " rim dia.; 12v.; double contact; diamond lens; 90° fixing.

Austin 10 1947.

50603A MD143 (R.H.). Black finish, C.P.R.; 8 $\frac{3}{8}$ " rim dia.; 12v.; double contact; diamond lens; 90° fixing.

Austin 30 cwt., 2 and 3 ton (Export) 1947; Petrol Tanker 1948.

50672A MBD143-EF (L.H.). Export France; Black finish, C.P.R.; 8 $\frac{3}{8}$ " rim dia.; 12v.; 3-pin adaptor; diamond lens; 90° fixing.

Austin 2 and 5 ton Truck 1948-50.

50673A MBD143-EF (R.H.). Export France; black finish, C.P.R.; 8 $\frac{3}{8}$ " rim dia.; 12v.; 3-pin adaptor; diamond lens; 90° fixing.

Austin 2 and 5 ton Petrol Tanker 1948-50.



HEADLAMPS, External Fitting

Vehicle Application Reference—continued

MODEL 143—continued

- 50707A MBD143-EDS (L.H.). C.P. finish; 8 $\frac{3}{8}$ " rim dia.; 12v.; single contact; diamond lens; 90° fixing; dipping reflector.
Austin 10 1939-45 and 1947; 12 1939; 14 1939-40; Hire Car 1950.
- 50708A MBD143 (R.H.). C.P. finish; 8 $\frac{3}{8}$ " rim dia.; 12v.; single contact; diamond lens; 90° fixing.
Austin 10 and 12 1939; 14 1939-40; Hire Car 1950-52.
- 50709A MBD143 (L.H.). C.P. finish; 8 $\frac{3}{8}$ " rim dia.; 12v.; double contact; diamond lens; 90° fixing.
Austin 10 1946-47; Hire Car 1951-54.
- 50710A MBD143 (R.H.). C.P. finish; 8 $\frac{3}{8}$ " rim dia.; 12v.; double contact; diamond lens; 90° fixing.
Austin Hire Car 1951-54.
- 50711A MBD143-EDS (L.H.). Black finish, C.P.R.; 8 $\frac{3}{8}$ " rim dia.; 12v.; single contact; diamond lens; 90° fixing; dipping reflector.
Austin 10 1946; Hire Car 1952-54; Taxi 1939-54; 30 cwt. 1939-41; 2 and 3 ton 1939-48; 2 and 5 ton Truck 1949-50; Coach 1947-49.
- 50712A MBD143 (R.H.). Black finish, C.P.R.; 8 $\frac{3}{8}$ " rim dia.; 12v.; single contact; diamond lens; 90° fixing.
Austin 10 1946; Hire Car 1952-54; Taxi 1939-54; 30 cwt. 1939-41; 2 and 3 ton 1939-48; 2 and 5 ton Truck 1949-50; Coach 1947-49.
- 50713A MBD143 (L.H.). Black finish, C.P.R.; 8 $\frac{3}{8}$ " rim dia.; 12v.; double contact; diamond lens; 90° fixing.
Austin 30 cwt., 2 and 3 ton (Export) 1947-48; 2 and 5 ton (Export) 1949-50; Coach (Export) 1947-49; Petrol Tanker 1946-48.
Morris Commercial 25/35 cwt. (Export) 1945; CVF13/5, CV11/40, CV11/40 and CV10/5 (Export) 1945-48.
- 50714A MBD143 (R.H.). Black finish, C.P.R.; 8 $\frac{3}{8}$ " rim dia.; 12v.; double contact; diamond lens; 90° fixing.
Austin 30 cwt., 2 and 3 ton (Export) 1948; Coach (Export) 1947-49; Petrol Tanker 1946-47.
Morris Commercial 25/35 cwt. (Export) 1945.

MODEL 147

- 50176A MBD147-EDS (L.H.). C.P. finish; 8 $\frac{3}{8}$ " rim dia.; 12v.; single contact; diamond lens; upright fixing; dipping reflector.
Hillman 14 1939-40.
Humber 'Hawk' 1946-48.
- 50177A MBD147 (R.H.). C.P. finish; 8 $\frac{3}{8}$ " rim dia.; 12v.; single contact; diamond lens; upright fixing.
Hillman 14 1939-40.
Humber 16 1939-40; 'Hawk' 1946-48; 'Snipe' 1939-40; 'Super Snipe' 1940.
- 50500A MBD147-EDS (L.H.). C.P. finish; 8 $\frac{3}{8}$ " rim dia.; 12v.; single contact; diamond lens; 90° fixing; dipping reflector.
Sunbeam-Talbot 10 1939-47; 2 litre 1939-47.
- 50501A MBD147 (R.H.). C.P. finish; 8 $\frac{3}{8}$ " rim dia.; 12v.; single contact; diamond lens; 90° fixing.
Sunbeam-Talbot 10 1939-47; 2 litre 1939-47.
- 50507A MBD147-4 (L.H.). C.P. finish; 8 $\frac{3}{8}$ " rim dia.; 12v.; double contact; diamond lens; 90° fixing.
Sunbeam-Talbot 2 litre (Export) 1945-47.

MODEL 147—continued

- 50624A MBD147-EDS (L.H.). C.P. finish; 8 $\frac{3}{8}$ " rim dia.; 12v.; single contact; diamond lens; 25° fixing; dipping reflector.
Jowett 10 1939-40.
Morris 14 1939.
Standard 12 and 14 1939-45.
- 50625A MBD147 (R.H.). C.P. finish; 8 $\frac{3}{8}$ " rim dia.; 12v.; single contact; diamond lens; 25° fixing.
Jowett 10 1939-40.
Morris 14 1939.
Standard 12 and 14 1939-48; 12 (Export) 1947-48; 14 (Export) 1946-48.
- 50634A MBD147-3 (L.H.). C.P. finish; 8 $\frac{3}{8}$ " rim dia.; 12v.; double contact; diamond lens; 25° fixing.
Standard 12 (Export) 1947-48; 14 (Export) 1946-48.
- 50892A MBPL147, left hand dip (L.H.). C.P. finish; 8 $\frac{3}{8}$ " rim dia.; 12v.; double contact; plain lens; 25° fixing.
Triumph 'Renown' 1950-54.
- A50892A MBPL147, right hand dip (L.H.). C.P. finish; 8 $\frac{3}{8}$ " rim dia.; 12v.; double contact; plain lens; 25° fixing.
Triumph 'Renown' 1950-54.
- B50892A MBPL147, vertical dip (L.H.). Export Europe (not France); C.P. finish; 8 $\frac{3}{8}$ " rim dia.; 12v.; double contact; plain lens; 25° fixing.
Triumph 'Renown' 1950-54.
- 50894A MBPL147, left hand dip (R.H.). C.P. finish; 8 $\frac{3}{8}$ " rim dia.; 12v.; double contact; plain lens; 25° fixing.
Triumph 'Renown' 1950-54.
- A50894A MBPL147, right hand dip (R.H.). C.P. finish; 8 $\frac{3}{8}$ " rim dia.; 12v.; double contact; plain lens; 25° fixing.
Triumph 'Renown' 1950-54.
- B50894A MBPL147, vertical dip (R.H.). Export Europe (not France); C.P. finish; 8 $\frac{3}{8}$ " rim dia.; 12v.; double contact; plain lens; 25° fixing.
Triumph 'Renown' 1950-54.
- 51331A MBPL147, left hand dip (L.H. or R.H.). C.P. finish; 8 $\frac{3}{8}$ " rim dia.; 12v.; double contact; plain lens; upright fixing.
Allard 'J' Competition 1952-54.

MODEL 148

- 50315B MBD148S (R.H.). C.P. finish; 8 $\frac{3}{8}$ " rim dia.; 12v.; double contact; diamond lens; 35° fixing.
Rover 10 and 12 (Export) 1946-47.
- 50433A MDI48P-EDS (L.H.). Black finish, C.P.R.; 8 $\frac{3}{8}$ " rim dia.; 12v.; single contact; diamond lens; upright fixing; dipping reflector.
Morris Commercial 15/20 cwt. 1940-49.
- 50434A MDI48P (R.H.). Black finish, C.P.R.; 8 $\frac{3}{8}$ " rim dia.; 12v.; single contact; diamond lens; upright fixing.
Morris Commercial 15/20 cwt. 1940-49.
- 50472A MBD148-EDS (L.H.). C.P. finish; 8 $\frac{3}{8}$ " rim dia.; 12v.; single contact; diamond lens; upright fixing; dipping reflector.
M.G. 'Midget' 1948.
Triumph 12 'Dolomite' 1939-40.
Wolseley 12 1939-48.

MODEL 148—continued

- 50473A MBD148 (R.H.). C.P. finish; 8 $\frac{3}{8}$ " rim dia.; 12v.; single contact; diamond lens; upright fixing.
Lanchester LD10 1946-48 and 1951; 15 1952.
M.G. 'Midget' 1948.
Morgan 4/4 1939.
Triumph 12 'Dolomite' 1939-40.
Wolseley 12 and 14 1939-48.
- 50476A MBD148 (L.H. or R.H.). C.P. finish; 8 $\frac{3}{8}$ " rim dia.; 12v.; double contact; diamond lens; upright fixing.
Wolseley 12 and 14 (Export) 1948.
- 50654A MBD148 (L.H. or R.H.). C.P. finish; 8 $\frac{3}{8}$ " rim dia.; 12v.; double contact; diamond lens; upright fixing.
Lanchester LD10 1946; 14 (Export) 1952-53.
- 50741A MBD148S (L.H.). C.P. finish; 8 $\frac{3}{8}$ " rim dia.; 12v.; double contact; diamond lens; 35° fixing, 25° rear.
Rover 10, 12, 14 and 16 1939-47; 10, 12, 14 and 16 (Export) 1946-47; '60' and '75' 1948-49.
- 50742A MBD148S (R.H.). C.P. finish; 8 $\frac{3}{8}$ " rim dia.; 12v. single contact; diamond lens; 35° fixing, 25° rear.
Rover 10 and 12 1939-47; '60' and '75' 1948-49.
- 50743A MBD148S (L.H.). C.P. finish; 8 $\frac{3}{8}$ " rim dia.; 12v.; double contact; diamond lens; 35° fixing, 25° rear.
Rover '60' and '75' (Export) 1948-49.

MODEL 163

- 50540B MBD163-1EDS (L.H.). C.P. finish; 9 $\frac{1}{8}$ " rim dia.; 12v.; single contact; diamond lens; 25° fixing; sliding bolt; dipping reflector.
Morris 25 1939.
Triumph 18T and 18TR 1946-48; '2000' Saloon and Roadster 1949.
- 50541B MBD163-1 (R.H.). C.P. finish; 9 $\frac{1}{8}$ " rim dia.; 12v.; single contact; diamond lens; 25° fixing; sliding bolt.
A.C. 16 1939.
Morris 25 1939.
Standard 20 1939-40.
Triumph 18T and 18TR 1946-48; '2000' Saloon and Roadster 1949.
- 50542B MBD163-1 (L.H.). C.P. finish; 9 $\frac{1}{8}$ " rim dia.; 12v.; double contact; diamond lens; 25° fixing; sliding bolt.
A.C. 16 1939.
Armstrong Siddeley 16 1939-40.
Standard 20 1939-40.
Triumph 18T and 18TR (Export) 1947-48; '2000' Saloon and Roadster (Export) 1949.
- 50543B MBD163-1 (R.H.). C.P. finish; 9 $\frac{1}{8}$ " rim dia.; 12v.; double contact; diamond lens; 25° fixing; sliding bolt.
Armstrong Siddeley 16 1939-40.
Triumph 18T and 18TR 1947-48; '2000' Saloon and Roadster (Export) 1949.

MODEL 166

- 50150D MBD166S-EDS (L.H.). Black finish; 9 $\frac{1}{8}$ " rim dia.; 12v.; single contact; domed lens, U-shaped flutes; upright fixing; dipping reflector.
Alvis 14 1945-46; 20/25 'Crested Eagle' 1939.
Jaguar 1 $\frac{1}{2}$ litre 1946-48.
Lanchester 18 and 20 1939.
Lea Francis 12 and 14 1939.
Riley 2 $\frac{1}{2}$ litre 1940.
Singer 12 1939-40.
S.S. 'Jaguar' 1 $\frac{1}{2}$ litre 1939-40.
Sunbeam-Talbot 3 and 4 litre 1939-40.
Triumph 14 and 16 'Dolomite' 1939.

C.P. .. Chromium plated
C.P.R. .. Chromium plated rim

dia. .. Diameter
v. .. Volt

L.H. .. Left hand lamp
R.H. .. Right hand lamp

continued

HEADLAMPS, External Fitting



Vehicle Application Reference—continued

MODEL 166—continued

- 50151B MBD166S (R.H.). Black finish; 9 $\frac{3}{8}$ " rim dia.; 12v.; single contact; domed lens, U-shaped flutes; upright fixing.
- Alvis 14 1945-46; 20/25 'Crested Eagle' 1939.
Humber 'Super Snipe' 1939; 'Pullman' and 'Imperial' 1939-40.
Jaguar 1 $\frac{1}{2}$ litre 1946-48.
Lanchester 18 and 20 1939.
Lea Francis 12 and 14 1939.
M.G. 18 and 20 1939.
Riley 2 $\frac{1}{2}$ litre 1940.
Singer 12 1939-40.
S.S. 'Jaguar' 1 $\frac{1}{2}$ litre 1939-40.
Sunbeam-Talbot 3 and 4 litre 1939-40.
Triumph 14 and 16 'Dolomite' 1939.
- 50203D MBD166-1S (L.H. or R.H.). C.P. finish; 9 $\frac{3}{8}$ " rim dia.; 12v.; single contact; diamond lens; upright fixing; inverted ball shell.
- Humber 'Snipe' and 'Super Snipe' 1946; 'Pullman' and 'Imperial' 1946-47.
- 50273D MBD166-1S (L.H. or R.H.). C.P. finish; 9 $\frac{3}{8}$ " rim dia.; 12v.; double contact; diamond lens; upright fixing; inverted ball shell.
- Humber 'Super Snipe' (Export) 1946.
- 50289D MBD166-EDS (L.H.). C.P. finish; 9 $\frac{3}{8}$ " rim dia.; 12v.; single contact; domed lens, U-shaped flutes; upright fixing; 1 $\frac{1}{2}$ " bolt; dipping reflector.
- Jaguar 1 $\frac{1}{2}$ litre (Export) 1947.
- 50330D MBD166S-EDS (L.H.). C.P. finish; 9 $\frac{3}{8}$ " rim dia.; 12v.; single contact; diamond lens; 35° fixing; 3" bolt; dipping reflector.
- Alvis 14 1949-50.
Rover 20 1939-40.
- 50331D MBD166S (R.H.). C.P. finish; 9 $\frac{3}{8}$ " rim dia.; 12v.; single contact; diamond lens; 35° fixing.
- Alvis 14 1949-50.
Rover 20 1939-40.
- 50349B MBD166S (L.H. or R.H.). C.P. finish; 9 $\frac{3}{8}$ " rim dia.; 12v.; double contact; domed lens, lower half vertical flutes; upright fixing; 2 $\frac{1}{2}$ " bolt.
- Lea Francis 14 (Export) 1950.
- 50385B MBD166S (L.H. or R.H.). C.P. finish; 9 $\frac{3}{8}$ " rim dia.; 12v.; double contact; domed lens, U-shaped flutes; upright fixing; 1 $\frac{1}{2}$ " bolt.
- Jaguar 1 $\frac{1}{2}$ litre (Export) 1947.
- 50530B MBD166S-2S (L.H.). C.P. finish; 9 $\frac{3}{8}$ " rim dia.; 12v.; single contact; diamond lens; 90° fixing; inverted ball shell.
- Austin 18, 28 and L.C.C. Ambulance 1939.
Daimler 2 $\frac{1}{2}$ litre 1939-49; 15 and 24 1939.
- 50531B MBD166S-2S (R.H.). C.P. finish; 9 $\frac{3}{8}$ " rim dia.; 12v.; single contact; diamond lens; 90° fixing; inverted ball shell.
- Austin 18, 28 and L.C.C. Ambulance 1939.
Daimler 2 $\frac{1}{2}$ litre 1939-49; 15 and 24 1939.
- 50580B MBD166 (L.H.). C.P. finish; 9 $\frac{3}{8}$ " rim dia.; 12v.; double contact; diamond lens; 35° fixing; 3" bolt.
- Alvis 14 1949-50.
- 50581B MBD166 (R.H.). C.P. finish; 9 $\frac{3}{8}$ " rim dia.; 12v.; double contact; diamond lens; 35° fixing; 3" bolt.
- Alvis 14 1949-50.
- 50600B MBD166S-EDS (L.H.). C.P. finish; 9 $\frac{3}{8}$ " rim dia.; 12v.; single contact; diamond lens; upright fixing; dipping reflector.
- Alvis 17/20 'Silver Crest' 1939.
Citroen 23 1950.
Invicta 'Black Prince' 1948-49.
Lea Francis 14 1946-50.

MODEL 166—continued

- 50601B MBD166S (R.H.). C.P. finish; 9 $\frac{3}{8}$ " rim dia.; 12v.; single contact; diamond lens; upright fixing; 2 $\frac{1}{2}$ " bolt.
- Alvis 17/20 'Silver Crest' 1939.
Citroen 20 1950.
Invicta 'Black Prince' 1948-49.
Lea Francis 14 1946-50.
Wolseley 16 and 18 1939-48; 25 1948.
- 50655A MBD166S (L.H.). C.P. finish; 9 $\frac{3}{8}$ " rim dia.; 12v.; double contact; diamond lens; 35° fixing; 3" bolt.
- Daimler 2 $\frac{1}{2}$ litre (Export) 1948-49.
- 50656A MBD166S (R.H.). C.P. finish; 9 $\frac{3}{8}$ " rim dia.; 12v.; double contact; diamond lens; 35° fixing; 3" bolt.
- Daimler 2 $\frac{1}{2}$ litre (Export) 1948-49.
- 50657A MBD166S (L.H. or R.H.). C.P. finish; 9 $\frac{3}{8}$ " rim dia.; 12v.; double contact; diamond lens; upright fixing; 2 $\frac{1}{2}$ " bolt.
- Wolseley 18 (Export) 1946-48; 25 (Export) 1948.

MODEL 575

- 51076A SS575. Black finish, C.P.R.; 6" rim dia.; 6v.; double contact; block lens; side socket fixing.
- W. & F. Barrett All-weather Vehicle 1953-54; 'Midget' All-weather Car 1954.
Vernons Invalid Carriage 1951-54.

MODEL 700

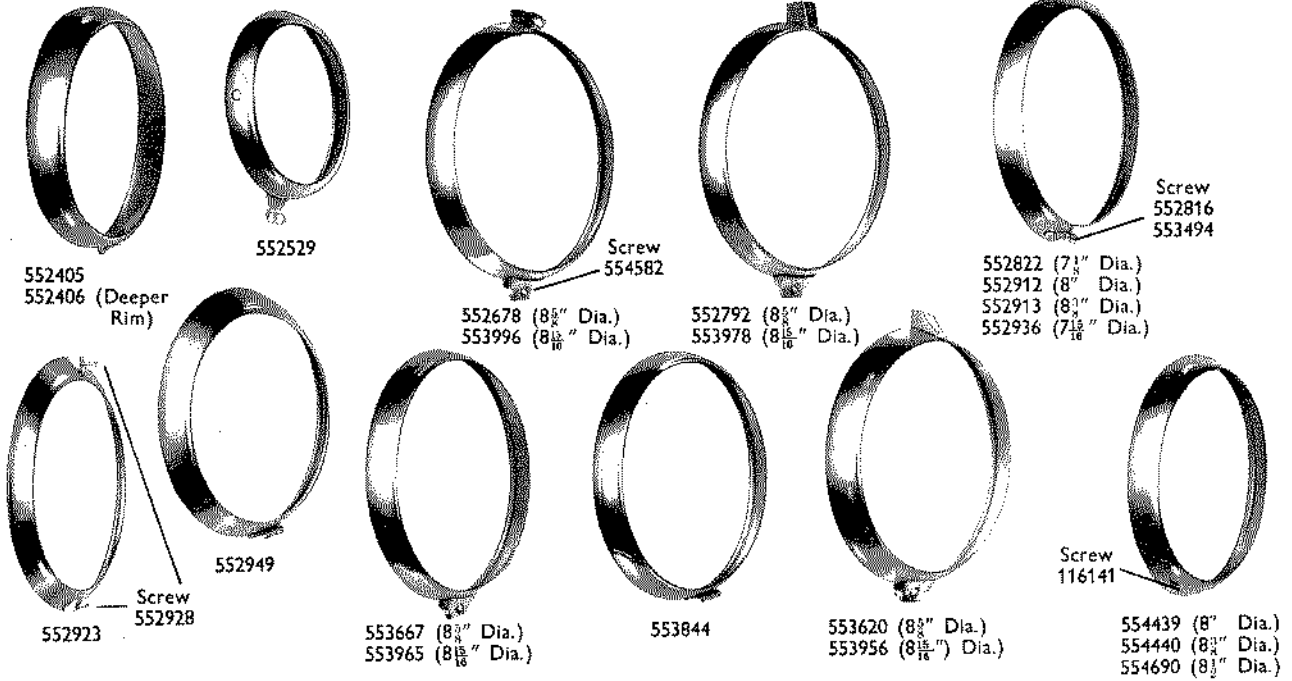
- 50873B S700, right hand dip (L.H. or R.H.). C.P. finish; 7 $\frac{1}{2}$ " rim dia.; 12v.; double contact; block lens; upright fixing; 14" 3-core cable.
- A.F.N. 'Le Mans' 1952-54.
Healey 'Silverstone' 1950.
Morgan 4/4 1953-54.
Morris Commercial 'J' Van 1949-50; 15/25 cwt. 1951; 25/30 cwt. 1951; CV Ambulance 1951; CV11/40 and CV9/40 1951; FVO and FVSO 1949-54; FV and FVS 1949-51; Petrol Tanker 1951-52.
- 50377B S700, right hand dip (L.H. or R.H.). C.P. finish; 7 $\frac{1}{2}$ " rim dia.; 12v.; double contact; block lens; upright fixing; 36" 2-core cable.
- A.F.N. 'Le Mans' 1951-52.
Allard 'J' Competition 1951-54.
Citroen 15 (Export) 1950-52; 23 (Export) 1951-52.
H.R.G. 9 and 12 1951-52.
M.G. 1 $\frac{1}{2}$ litre 1949-52; 'Midget' 1949-52.
Morgan 4/4 1951-53.
Singer 9 Roadster 1950-51; 4AC and 4AD 1952-54.
- 50897B S700 (L.H. or R.H.). Export U.S.A.; C.P. finish; 7 $\frac{1}{2}$ " rim dia.; Ward & Goldstone adaptor; less light unit; upright fixing.
- Allard 'J' Competition 1949-51.
- 50947A SS700P. Black finish, C.P.R.; 7 $\frac{1}{2}$ " rim dia.; 6v.; double contact main, single contact pilot; block lens; side socket fixing.
- W. & F. Barrett Invalid Carriage 1951-54.
Invacar Invalid Carriage 1952-53.
- 50985A S700, left hand dip (L.H. or R.H.). C.P. finish; 7 $\frac{1}{2}$ " rim dia.; 12v.; double contact; block lens; upright fixing; 36" 2-core cable.
- A.F.N. 'Le Mans' 1951.
Allard 'J' Competition 1951-54.
Dellow Sports Mk. III 1952-54.
H.R.G. 9 and 12 1951-52.
M.G. 1 $\frac{1}{2}$ litre 1948-52; 'Midget' 1949-52.
Morgan 4/4 1951-53.
Singer 9 Roadster 1950-51; 4AC and 4AD 1952-53.

MODEL 700—continued


- 50986A S700, vertical dip (L.H. or R.H.). Export Europe (not France); C.P. finish; 7 $\frac{1}{2}$ " rim dia.; 12v.; double contact; block lens; upright fixing; 36" 2-core cable.
- A.F.N. 'Le Mans' 1951-2.
Allard 'J' Competition 1951-54.
H.R.G. 9 and 12 1951-52.
M.G. 1 $\frac{1}{2}$ litre 1950-52.
Morgan 4/4 1951-53.
Singer 9 Roadster 1950-51; 4AC and 4AD 1952-54.
- 50987A S700EF, vertical dip (L.H. or R.H.). Export France; C.P. finish; 7 $\frac{1}{2}$ " rim dia.; 12v.; 3-pin adaptor; block lens; upright fixing.
- Allard 'J' Competition 1951-54.
Singer 9 Roadster 1950-51; 4AC and 4AD 1952-54.
- 50988A S700, left hand dip (L.H. or R.H.). C.P. finish; 7 $\frac{1}{2}$ " rim dia.; 12v.; double contact; block lens; upright fixing; 36" 2-core cable.
- Singer 4AC and 4AD 1953-54.
- 51014A S700, left hand dip (L.H. or R.H.). Black finish, C.P.R.; 7 $\frac{1}{2}$ " rim dia.; 12v.; double contact; upright fixing; 28" 2-core cable.
- A.F.N. 'Le Mans' 1953-54.
M.G. 1 $\frac{1}{2}$ litre 1953; 'Midget' 1952-53.
Morgan 4/4 1953.
Morris Commercial 'J' Van 1951-54; 15/20 cwt. 1950-53; 25/30 cwt. 1950-52; CV Ambulance 1950-51; CV9/40 and CV11/40 1950-51.
- 51015A S700, vertical dip (L.H. or R.H.) Export Europe (not France); black finish, C.P.R.; 7 $\frac{1}{2}$ " rim dia.; 12v.; double contact; block lens; upright fixing 28" 2-core cable.
- M.G. 1 $\frac{1}{2}$ litre 1952-53.
Morris Commercial 'J' Van 1949-50 and 1954; 15/25 cwt. 1950-53; 25/30 cwt. 1950-52; CV Ambulance 1950-51; CV11/40 and CV9/40 1951.
- 51016A S700, right hand dip (L.H. or R.H.). Black finish, C.P.R.; 7 $\frac{1}{2}$ " rim dia.; 12v.; double contact; block lens; upright fixing; 28" 2-core cable.
- M.G. 1 $\frac{1}{2}$ litre and 'Midget' 1952-53.
Morris Commercial 'J' Van 1951-54; 15/20 cwt. 1950-53; 25/30 cwt. 1950-52; CV Ambulance 1950-51; CV11/40 and CV9/40 1951.
- 51017A S700, left hand dip (L.H. or R.H.). Black finish, C.P.R.; 7 $\frac{1}{2}$ " rim dia.; 12v.; double contact; block lens; upright fixing; 14" 2-core cable.
- A.F.N. 'Le Mans' 1952.
Healey 'Silverstone' 1950.
Jensen 'Jen-Tug' 1952-54.
Morris Commercial 'J' Van 1949-50; 15/20 cwt. (Export) 1951; 25/30 cwt. 1951; CV Ambulance 1951; CV11/40 and CV9/40 1951; FVO and FVS 1949-54; FV and FVS 1949-51; Petrol Tanker 1951-52; PP Coach 1950-52.
- 51018A S700, vertical dip (L.H. or R.H.). Export Europe (not France); black finish, C.P.R.; 7 $\frac{1}{2}$ " rim dia.; 12v.; double contact; block lens; upright fixing; 14" 2-core cable.
- A.F.N. 'Le Mans' 1952-54.
Healey 'Silverstone' 1950.
Morgan 4/4 1953-54.
Morris Commercial 'J' Van, 15/20 cwt., 25/30 cwt., CV Ambulance, CV11/40 and CV9/40 1951; FVS and FVSO 1949-51; FV and FVS 1949-51; Petrol Tanker 1951-52; PP Coach 1950-52.
- 51020A S700, left hand dip (L.H. or R.H.). Black finish, C.P.R.; 7 $\frac{1}{2}$ " rim dia.; 12v.; double contact; block lens; upright fixing; 4 $\frac{1}{2}$ " fixing bolt; 28" 2-core cable.
- Morris Taxi and Hire Car 1951.
- 51405A S700 (L.H. or R.H.). Export U.S.A.; black finish, C.P.R.; 7 $\frac{1}{2}$ " rim dia.; 12v.; Ward & Goldstone adaptor; less light unit; upright fixing.
- M.G. 'Midget' 1953.

HEADLAMPS, Flush Fitting

RIM OR DOOR ASSEMBLIES



LIGHT UNITS



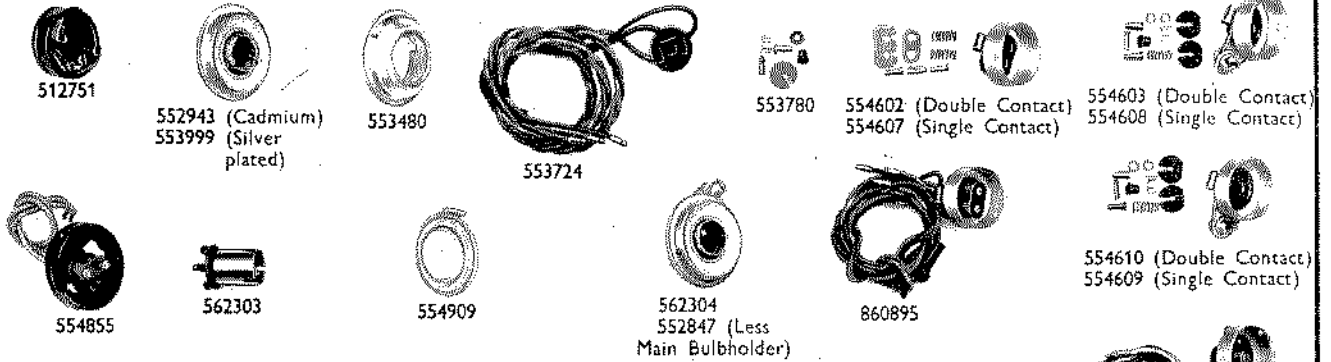
FLUSH FITTING TYPE HEADLAMPS

For detailed spare parts, see pages H34-H43.

HEADLAMPS, Flush Fitting



BULBHOLDERS, ADAPTORS AND BACKSHELLS



512751

552943 (Cadmium)
553999 (Silver plated)

553480

553724

553780

554602 (Double Contact)
554607 (Single Contact)

554603 (Double Contact)
554608 (Single Contact)



554855



562303



554909



562304
552847 (Less Main Bulbholder)

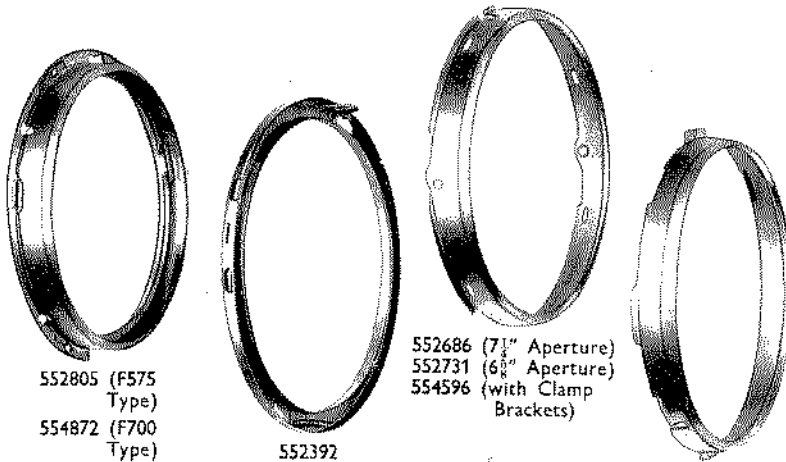


860895



554610 (Double Contact)
554609 (Single Contact)

PLATE, LIGHT UNIT RETAINING



552805 (F575 Type)
554872 (F700 Type)

552392

552686 (7 1/8" Aperture)
552731 (6 3/8" Aperture)
554596 (with Clamp Brackets)

553878 (7 1/8" Aperture)
553971 (6 3/8" Aperture)

SPRINGS OR WIRES



554691

858540



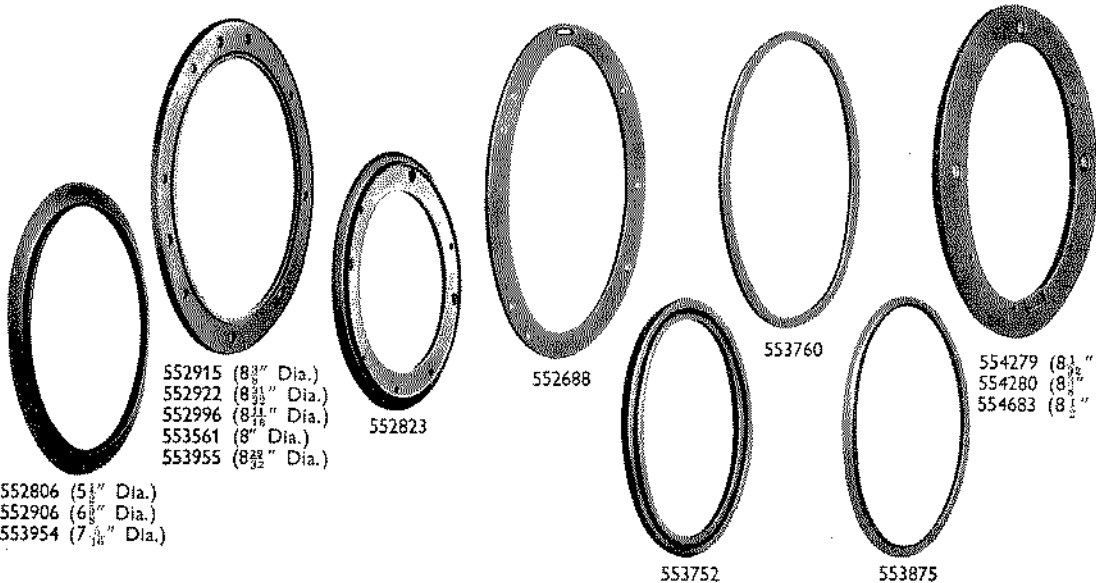
504665

552687
552370

BEADS, GASKETS AND EXCLUDERS



552536



552806 (5 1/8" Dia.)
552906 (6 3/8" Dia.)
553954 (7 1/8" Dia.)

552915 (8 3/8" Dia.)
552922 (8 1/2" Dia.)
552996 (8 1/8" Dia.)
553561 (8" Dia.)
553955 (8 3/8" Dia.)

552823

552688

553760

553752

553875

554279 (8 1/2" Dia.)
554280 (8 1/8" Dia.)
554683 (8 1/2" Dia.)

For detailed spare parts, see pages H34-H43.



HEADLAMPS, Flush Fitting

DETAILED SPARE PARTS

Part No.	*50144A	*50165A	*50166A	*50262A	*A50262A	*B50262A	*50263A	*50264A
Model	F700	F700P	F700P	F700	F700	F700	F700	F700
Finish	C.P.R.	C.P.R.	C.P.R.	C.P.R.	C.P.R.	C.P.R.	C.P.R.	C.P.R.
(1) Rim or door	552406	552406	552406	552405	552405	552405	552405	552406
(2) Screw, rim fixing	—	—	—	—	—	—	—	—
(3) Excluder, dust	—	—	—	—	—	—	—	—
(4) Plate, light unit retaining	552371	552371	552371	552371	552371	552371	552371	552371
(5) Light unit	552402	552403	552403	552402	552402	552402	552402	552402
(6) Spring, light unit fixing	552370	552370	552370	552370	552370	552370	552370	552370
(7) Adaptor	554602	554603	554608	554602	554602	554602	858540	858540
(8) Interior, pilot bulb holder	—	553780	553780	—	—	—	—	—
(9) Backshell assembly	—	—	—	—	—	—	—	—
(10) Bulb, main	354	354	162	354	355	370	162	162
(11) Bulb, pilot	†355	222	222	—	—	—	—	—
(12) Buffer, rubber	—	—	—	—	—	—	—	—
(13) Conversion adaptor	—	—	—	—	—	—	—	—
(14) Gasket, rubber	—	552362	552362	553760	553760	553760	553760	—

Part No.	*50528M	50529B	A50529B	B50529B	*50537B	*50550E	*A50550E	*B50550E
Model	F700	F575P-1	F575P-1	F575P-1	F575P-1	F700	F700	F700
Finish	C.P.R.	C.P.R.	C.P.R.	C.P.R.	C.P.R.	C.P.R.	C.P.R.	C.P.R.
(1) Rim or door	552912	552529	552529	552529	552529	552949	552949	552949
(2) Screw, rim fixing	552816	—	—	—	—	552816	552816	552816
(3) Excluder, dust	552906	—	—	—	—	552906	552906	552906
(4) Plate, light unit retaining	554872	—	—	—	—	554872	554872	554872
(5) Light unit	553562	552496	552496	552496	552496	552403	552403	552403
(6) Spring, light unit fixing	—	504665	504665	504665	504665	—	—	—
(7) Adaptor	860895	554610	554610	554610	554610	554603	554603	554603
(8) Interior, pilot bulb holder	—	—	—	—	—	—	—	—
(9) Backshell assembly	—	—	—	—	—	—	—	—
(10) Bulb, main	355	354	355	370	162	354	355	370
(11) Bulb, pilot	—	222	222	222	222	—	—	—
(12) Buffer, rubber	—	—	—	—	—	—	—	—
(13) Conversion adaptor	—	—	—	—	—	—	—	—
(14) Gasket, rubber	553561	‡552536	‡552536	‡552536	‡552536	552996	552996	552966

Part No.	50613E	A50613E	B50613E	*50614E	50664E	50675E	50679E	*50694F
Model	F575P	F575P	F575P	F575P	F575P-EF	F700P-EF	F700P-EF	F700
Finish	C.P.R.	C.P.R.	C.P.R.	C.P.R.	C.P.R.	C.P.R.	C.P.R.	C.P.R.
(1) Rim or door	552822	552822	552822	552822	552822	552923	552913	552913
(2) Screw, rim fixing	553494	553494	553494	553494	553494	552928	552816	552816
(3) Excluder, dust	552806	552806	552806	552806	552806	552906	552906	552906
(4) Plate, light unit retaining	552805	552805	552805	552805	552805	554872	554872	554872
(5) Light unit	552495	552495	552495	552495	552495	553935	553935	552402
(6) Spring, light unit fixing	—	—	—	—	—	—	—	—
(7) Adaptor	554610	554610	554610	554609	562303	562303	562303	860895
(8) Interior, pilot bulb holder	—	—	—	—	—	—	—	—
(9) Backshell assembly	—	—	—	—	552847	562304	562304	—
(10) Bulb, main	354	355	370	325	—	—	—	354
(11) Bulb, pilot	222	222	222	222	222	222	222	—
(12) Buffer, rubber	—	—	—	—	—	—	—	—
(13) Conversion adaptor	—	—	—	—	—	—	—	—
(14) Gasket, rubber	552823	552823	552823	552823	552823	552915	552915	552915

For illustrations, see pages H32-H33.

* See Supersession Chart

† For lamp A50144A

‡ Seal, bulb holder

C.P.R. . . Chromium plated rim

HEADLAMPS, Flush Fitting



DETAILED SPARE PARTS

*50311F RF770 C.P.R.	*50360B F575P C.P.R.	*A50360B F575P C.P.R.	*50361A F575P C.P.R.	*50362F F700 C.P.R.	*50429H RF770 C.P.R.	*50444D F700 C.P.R.	*50445K F700 C.P.R.	*A50445K F700 C.P.R.	*B50445K F700 C.P.R.	*50446K F700 C.P.R.
552678	552822	552822	552822	552913	552678	552923	552913	552913	552913	552913 (1)
552796	552816	552816	552816	552816	552796	552928	552816	552816	552816	552816 (2)
—	552806	552806	552806	552906	—	552906	552906	552906	552906	552906 (3)
552686	552805	552805	552805	552805	554872	554872	554872	554872	554872	554872 (4)
*552702	552496	552496	552496	552403	*552702	552403	552402	552402	552402	552402 (5)
552687	—	—	—	—	552687	—	—	—	—	— (6)
554607	554610	554610	554609	554608	554602	554608	860895	860895	860895	554607 (7)
—	—	—	—	—	—	—	—	—	—	— (8)
—	553780	553780	553780	—	—	—	—	—	—	— (9)
185	354	355	162	325	302	325	354	355	370	325 (10)
—	222	222	222	—	—	—	—	—	—	— (11)
—	—	—	—	—	—	—	—	—	—	— (12)
—	—	—	—	—	—	—	—	—	—	— (13)
552688	552823	552823	552823	552915	552688	552922	552915	552915	552915	552915 (14)

*50551E F700 C.P.R.	*50571D PF770 C.P.R.	50572F F575 C.P.R.	A50572F F575 C.P.R.	B50572F F575 C.P.R.	*50573F F575 C.P.R.	50577F F575P C.P.R.	*50578E F575P C.P.R.	*50579K F700 C.P.R.	50605H F700P C.P.R.	*50612A F700 C.P.R.
552949	552792	552822	552822	552822	552822	552822	552822	552912	552913	552913 (1)
552816	552796	553494	553494	553494	553494	553494	553494	552816	552816	552816 (2)
552906	—	552806	552806	552806	552806	552806	552806	552906	552906	552906 (3)
554872	552686	552805	552805	552805	552805	552805	552805	554872	554872	552392 (4)
552403	*552791	552495	552495	552495	552495	553501	552495	552402	553564	552402 (5)
—	552687	—	—	—	—	—	—	—	—	552370 (6)
554608	554607	860895	860895	860895	554607	554610	554609	554607	554603	858540 (7)
—	—	—	—	—	—	—	—	—	—	— (8)
—	—	—	—	—	—	—	—	—	—	— (9)
325	185	354	355	370	325	355	325	325	355	354 (10)
—	—	—	—	—	—	222	222	—	222	— (11)
—	—	—	—	—	—	—	—	—	—	— (12)
—	—	—	—	—	—	—	—	—	—	— (13)
552996	552688	552823	552823	552823	552823	552823	552823	553561	552915	553562 (14)

*50695F F700 C.P.R.	*50700E F700P-EF C.P.R.	*50705D PF770 C.P.R.	*A50705D PF770 C.P.R.	*B50705D PF770 C.P.R.	50723H F700 C.P.R.	A50723H F700 C.P.R.	B50723H F700 C.P.R.	*50724H F700 C.P.R.	*50734D F700P C.P.R.	*A50734D F700P C.P.R.
552913	552949	552792	552792	552792	552936	552936	552936	552936	552913	552913 (1)
552816	552816	552796	552796	552796	552816	552816	552816	552816	552816	552816 (2)
552906	552906	—	—	—	552906	552906	552906	552906	552906	552906 (3)
554872	554872	552686	552686	552686	554872	554872	554872	554872	554872	554872 (4)
552402	552935	*552791	*552791	*552791	552402	552402	552402	552402	552403	552403 (5)
—	—	552687	552687	552687	—	—	—	—	—	— (6)
554607	562303	860895	860895	860895	860895	860895	860895	554607	554603	554603 (7)
—	—	—	—	—	—	—	—	—	—	— (8)
—	562304	—	—	—	—	—	—	—	—	— (9)
325	—	302	303	370	354	355	370	325	354	355 (10)
—	222	—	—	—	—	—	—	—	222	222 (11)
—	—	—	—	—	—	—	—	—	—	— (12)
—	—	—	—	—	—	—	—	—	—	— (13)
552915	552996	552688	552688	552688	553561	553561	553561	553561	552915	552915 (14)

For illustrations, see pages H32-H33.



HEADLAMPS, Flush Fitting

DETAILED SPARE PARTS

Part No.	*B50734D	*50735D	50747D	50751D	*50755E	*50756E	*A50756E	*B50756E
Model	F700P	F700P	F700-EF	RF770	F700P	F700P	F700P	F700P
Finish	C.P.R.	C.P.R.	C.P.R.	C.P.R.	C.P.R.	C.P.R.	C.P.R.	C.P.R.
(1) Rim or door	552913	552913	552936	552678	552936	552936	552936	552936
(2) Screw, rim fixing	552816	552816	552816	552796	552816	552816	552816	552816
(3) Excluder, dust	552906	552906	552906	—	552906	552906	552906	552906
(4) Plate, light unit retaining	554872	554872	554872	552686	554872	554872	554872	554872
(5) Light unit	552403	552403	553948	553476	552403	552403	552403	552403
(6) Spring, light unit fixing	—	—	—	552687	—	—	—	—
(7) Adaptor	554603	554608	562303	554602	554608	554603	554603	554603
(8) Interior, pilot bulb holder	—	—	—	—	—	—	—	—
(9) Backshell assembly	—	—	†552943	553480	—	—	—	—
(10) Bulb, main	370	325	—	302	325	354	355	370
(11) Bulb, pilot	222	222	—	—	222	222	222	222
(12) Buffer, rubber	—	—	—	—	—	—	—	—
(13) Conversion adaptor	—	—	—	—	—	—	—	—
(14) Gasket, rubber	552915	552915	553561	552688	553561	553561	553561	553561

Part No.	50793B	A50793B	B50793B	50794B	A50794B	B50794B	*50795B	*50799D
Model	F700P	F700P	F700P	F700P	F700P	F700P	F700	F700
Finish	C.P.R.	C.P.R.	C.P.R.	C.P.R.	C.P.R.	C.P.R.	C.P.R.	C.P.R.
(1) Rim or door	552913	552913	552913	552923	552923	552923	552949	552912
(2) Screw, rim fixing	552816	552816	552816	552928	552928	552928	552816	552816
(3) Excluder, dust	552906	552906	552906	552906	552906	552906	552906	552906
(4) Plate, light unit retaining	554872	554872	554872	554872	554872	554872	554872	554872
(5) Light unit	552403	552403	552403	552403	552403	552403	553562	552402
(6) Spring, light unit fixing	—	—	—	—	—	—	—	—
(7) Adaptor	554603	554603	554603	554603	554603	554603	860895	860895
(8) Interior, pilot bulb holder	—	—	—	—	—	—	—	—
(9) Backshell assembly	—	—	—	—	—	—	—	—
(10) Bulb, main	354	355	370	354	355	370	355	354
(11) Bulb, pilot	222	222	222	222	222	222	—	—
(12) Buffer, rubber	—	—	—	—	—	—	—	—
(13) Conversion adaptor	—	—	—	—	—	—	—	—
(14) Gasket, rubber	552915	552915	552915	552922	552922	552922	552996	553561

Part No.	50822B	50825A	A50825A	B50825A	*50826A	*50835A	*A50835A	*B50835A
Model	F575P-1EF	PF770	PF770	PF770	PF770	F700	F700	F700
Finish	C.P.R.	C.P.R.	C.P.R.	C.P.R.	C.P.R.	C.P.R.	C.P.R.	C.P.R.
(1) Rim or door	552529	552792	552792	552792	552792	552949	552949	552949
(2) Screw, rim fixing	—	552796	552796	552796	552796	552816	552816	552816
(3) Excluder, dust	—	—	—	—	—	552906	552906	552906
(4) Plate, light unit retaining	—	552686	552686	552686	552686	554872	554872	554872
(5) Light unit	552849	553961	553961	553961	553961	552402	552402	552402
(6) Spring, light unit fixing	504665	552687	552687	552687	552687	—	—	—
(7) Adaptor	562303	860895	860895	860895	554607	860895	860895	860895
(8) Interior, pilot bulb holder	—	—	—	—	—	—	—	—
(9) Backshell assembly	†552943	553480	553480	553480	553480	—	—	—
(10) Bulb, main	—	302	303	370	185	354	355	370
(11) Bulb, pilot	222	—	—	—	—	—	—	—
(12) Buffer, rubber	—	—	—	—	—	—	—	—
(13) Conversion adaptor	—	—	—	—	—	—	—	—
(14) Gasket, rubber	‡552536	552688	552688	552688	552688	552996	552996	552996

For illustrations, see pages H32-H33.

* See Supersession Chart

† Supplied complete with Adaptor 562303

‡ Seal, bulb holder

C.P.R. . . . Chromium plated rim



HEADLAMPS, Flush Fitting

DETAILED SPARE PARTS

Part No.	*50852B	*A50852B	*B50852B	*50857B	*A50857B	*B50857B	*50858B	*50859B
Model	PF770	PF770	PF770	F700	F700	F700	F700	F700-EF
Finish	C.P.R.	C.P.R.	C.P.R.	—	—	—	—	—
(1) Rim or door	553667	553667	553667	—	—	—	—	—
(2) Screw, rim fixing	552796	552796	552796	—	—	—	—	—
(3) Excluder, dust	—	—	—	552906	552906	552906	552906	552906
(4) Plate, light unit retaining	552686	552686	552686	554872	554872	554872	554872	554872
(5) Light unit	553961	553961	553961	552402	552402	552402	552402	553948
(6) Spring, light unit fixing	552687	552687	552687	—	—	—	—	—
(7) Adaptor	860895	860895	860895	860895	860895	860895	554607	562303
(8) Interior, pilot bulb holder	—	—	—	—	—	—	—	—
(9) Backshell assembly	553480	553480	553480	—	—	—	—	†552943
(10) Bulb, main	302	303	370	354	355	370	325	—
(11) Bulb, pilot	—	—	—	—	—	—	—	—
(12) Buffer, rubber	—	—	—	—	—	—	—	—
(13) Conversion adaptor	—	—	—	—	—	—	—	—
(14) Gasket, rubber	552688	552688	552688	553561	553561	553561	553561	553561

Part No.	B50900A	*50901A	50913A	50919A	50920A	50933A	A50933A	B50933A
Model	PF770	PF770	PF770	F700	PF770	PF770	PF770	PF770
Finish	C.P.R.	C.P.R.	C.P.R.	—	C.P.R.	C.P.R.	C.P.R.	C.P.R.
(1) Rim or door	552792	552792	553965	—	553844	553965	553965	553965
(2) Screw, rim fixing	552796	552796	552796	—	552816	552796	552796	552796
(3) Excluder, dust	—	—	—	553752	—	553954	553954	553954
(4) Plate, light unit retaining	552686	552686	552686	554872	552686	553878	553878	553878
(5) Light unit	553982	553982	553964	—	553961	553961	553961	553961
(6) Spring, light unit fixing	552687	552687	552687	—	552687	—	—	—
(7) Adaptor	860895	554607	860895	553724	860895	860895	860895	860895
(8) Interior, pilot bulb holder	—	—	—	—	—	—	—	—
(9) Backshell assembly	553480	553480	553480	—	553480	553480	553480	553480
(10) Bulb, main	370	185	302	—	302	302	303	370
(11) Bulb, pilot	—	—	—	—	—	—	—	—
(12) Buffer, rubber	—	—	—	—	—	553875	553875	553875
(13) Conversion adaptor	—	—	—	—	—	—	—	—
(14) Gasket, rubber	552688	552688	552688	—	552688	553955	553955	553955

Part No.	*50963A	50966A	*50967A	*50968A	50973A	50974B	*50975B	50976B
Model	F700	F700-EF	F700	F700	F700	F700	F700	F700
Finish	C.P.R.	C.P.R.	C.P.R.	C.P.R.	C.P.R.	—	—	—
(1) Rim or door	552913	552913	552913	552949	552913	—	—	—
(2) Screw, rim fixing	552816	552816	552816	552816	552816	—	—	—
(3) Excluder, dust	552906	552906	552906	552906	552906	553752	553752	553752
(4) Plate, light unit retaining	554872	554872	554872	554872	554872	554872	554872	554872
(5) Light unit	553940	553949	553940	553940	553774	553921	553562	553940
(6) Spring, light unit fixing	—	—	—	—	—	—	—	—
(7) Adaptor	860895	562303	860895	860895	860895	860895	860895	860895
(8) Interior, pilot bulb holder	—	—	—	—	—	—	—	—
(9) Backshell assembly	—	†552943	—	—	—	—	—	—
(10) Bulb, main	370	—	370	370	355	354	355	370
(11) Bulb, pilot	—	—	—	—	—	—	—	—
(12) Buffer, rubber	—	—	—	—	—	—	—	—
(13) Conversion adaptor	—	—	—	—	—	—	—	—
(14) Gasket, rubber	552915	552915	552915	552996	552915	—	—	—

For illustrations, see pages H32-H33.

* See Supersession Chart

† Supplied complete with Adaptor 562303

C.P.R. . . Chromium plated rim

HEADLAMPS, Flush Fitting



DETAILED SPARE PARTS

	50757E F700P-EF C.P.R.	50778A PF770 C.P.R.	A50778A PF770 C.P.R.	B50778A PF770 C.P.R.	*50779A PF770 C.P.R.	50780A PF770-EF C.P.R.	50781A PF770 C.P.R.	*50790E F700-EF C.P.R.	*50792B F575P C.P.R.	*A50792B F575P C.P.R.	*B50792B F575P C.P.R.	
	552936	553620	553620	553620	553620	553620	553620	552913	552822	552822	552822	(1)
	552816	552796	552796	552796	552796	552796	552796	552816	553494	553494	553494	(2)
	552906	—	—	—	—	—	—	552906	552806	552806	552806	(3)
	554872	552686	552686	552686	552686	552686	554596	554872	552805	552805	552805	(4)
	552935	553961	553961	553961	553961	553961	—	553948	552496	552496	552496	(5)
	—	552687	552687	552687	552687	552687	—	—	—	—	—	(6)
	562303	860895	860895	860895	554607	562303	553724	562303	554610	554610	554610	(7)
	—	—	—	—	—	—	—	—	—	—	—	(8)
	562304	553480	553480	553480	553480	†552943	—	†552943	—	—	—	(9)
	—	302	303	370	185	—	—	—	354	355	370	(10)
	222	—	—	—	—	—	—	—	222	222	222	(11)
	—	—	—	—	—	—	—	—	—	—	—	(12)
	—	—	—	—	—	—	—	—	—	—	—	(13)
	553561	552688	552688	552688	552688	552688	552688	552915	552823	552823	552823	(14)

	*A50799D F700 C.P.R.	*B50799D F700 C.P.R.	*50802A F700P-EF C.P.R.	*50803A F700 C.P.R.	*50804D F700 C.P.R.	50806A F575/700 C.P.R.	50807B F700 C.P.R.	*50808D F700-EF C.P.R.	50811A F700 C.P.R.	50812A F700 C.P.R.	50817D RF770 C.P.R.	
	552912	552912	552913	552913	552913	553713	552912	552912	552913	552923	552678	(1)
	552816	552816	552816	552816	552816	553494	552816	552816	552816	552816	552796	(2)
	552906	552906	552906	552906	552906	—	552906	552906	552906	552906	—	(3)
	554872	554872	554872	554872	554872	553715	554872	554872	554872	554872	554596	(4)
	552402	552402	552935	553562	553562	—	—	553948	—	—	—	(5)
	—	—	—	—	—	500291	—	—	—	—	—	(6)
	860895	860895	562303	860895	860895	553724	553724	562303	553724	553724	—	(7)
	—	—	—	—	—	—	—	—	—	—	—	(8)
	—	—	†562304	—	—	—	—	†552943	—	—	—	(9)
	355	370	—	355	355	—	—	—	—	—	—	(10)
	—	—	222	—	—	—	—	—	—	—	—	(11)
	—	—	—	—	—	—	—	—	—	—	—	(12)
	—	—	—	—	—	—	—	—	—	—	—	(13)
	553561	553561	552915	552915	552915	553718	553561	553561	552915	552922	552688	(14)

	*50836A F700 C.P.R.	50837A F700-EF C.P.R.	50838A PF770 C.P.R.	A50838A PF770 C.P.R.	B50838A PF770 C.P.R.	*50839A PF770 C.P.R.	*50840A PF770-EF C.P.R.	50841A PF770 C.P.R.	50848A PF770-EF C.P.R.	50849A RF770 C.P.R.	B50849A RF770 C.P.R.	
	552949	552949	553620	553620	553620	553620	553620	553620	552792	552678	552678	(1)
	552816	552816	552796	552796	552796	552796	552796	552796	552796	552796	552796	(2)
	552906	552906	—	—	—	—	—	—	—	—	—	(3)
	554872	554872	552686	552686	552686	552686	552686	554596	552686	552686	552686	(4)
	552402	553948	553961	553961	553961	553961	553961	—	553961	553627	553627	(5)
	—	—	552687	552687	552687	552687	552687	—	552687	552687	552687	(6)
	554607	562303	860895	860895	860895	554607	562303	—	562303	554602	554602	(7)
	—	—	—	—	—	—	—	—	—	—	—	(8)
	—	†552943	553480	553480	553480	553480	†552943	—	†552943	553480	553480	(9)
	325	—	302	303	370	185	—	—	—	185	370	(10)
	—	—	—	—	—	—	—	—	—	—	—	(11)
	—	—	—	—	—	—	—	—	—	—	—	(12)
	—	—	—	—	—	—	—	—	—	—	—	(13)
	552996	552996	552688	552688	552688	552688	552688	552688	552688	552688	552688	(14)

For illustrations, see pages H32-H33.

* See Supersession Chart

† Supplied complete with Adaptor 562303

C.P.R. ... Chromium plated rim

continued

HEADLAMPS, Flush Fitting



DETAILED SPARE PARTS

*50864B RF770-EF C.P.R.	50874A F700 C.P.R.	*50878A F700 C.P.R.	*50879A F700 C.P.R.	*A50879A F700 C.P.R.	*50880A F700 C.P.R.	*50881A F700 C.P.R.	*50884A F700 C.P.R.	*50885A F700 C.P.R.	50900A PF770 C.P.R.	A50900A PF770 C.P.R.
552678	552912	552913	552912	552912	552913	552912	552949	552949	552792	552792 (1)
552796	552816	552816	552816	552816	552816	552816	552816	552816	552796	552796 (2)
—	552906	552906	552906	552906	552906	552906	552906	552906	—	— (3)
552686	554872	554872	554872	554872	554872	554872	554872	554872	552686	552686 (4)
553476	553759	553759	553759	553759	553759	553759	553759	553759	553982	553982 (5)
552687	—	—	—	—	—	—	—	—	552687	552687 (6)
562303	554602	860895	860895	860895	554607	554607	860895	554607	860895	860895 (7)
—	—	—	—	—	—	—	—	—	—	— (8)
†553999	—	—	—	—	—	—	—	—	553480	553480 (9)
—	326	354	354	355	325	325	354	325	302	303 (10)
—	—	—	—	—	—	—	—	—	—	— (11)
—	—	—	—	—	—	—	—	—	—	— (12)
—	—	—	—	—	—	—	—	—	—	— (13)
552688	553561	552915	553561	553561	552915	553561	552996	552996	552688	552688 (14)

*50934A PF770 C.P.R.	50935A PF770-EF C.P.R.	50936A PF770 C.P.R.	50937A PF770 C.P.R.	*50941A F700 C.P.R.	50942A PF770 C.P.R.	*50954A F700 C.P.R.	*50959A F700 C.P.R.	*50960A F700 C.P.R.	50961A F700 C.P.R.	*50962A F700-EF C.P.R.
553965	553965	553965	553667	552913	552792	552913	552912	552912	552912	552913 (1)
552796	552796	552796	552796	552816	552796	552816	552816	552816	552816	552816 (2)
553954	553954	553954	—	552906	—	552906	552906	552906	552906	552906 (3)
553878	553971	553971	554596	554872	554596	554872	554872	554872	554872	554872 (4)
553961	553948	—	—	553921	—	553921	553921	553562	553940	553948 (5)
—	—	—	—	—	—	—	—	—	—	— (6)
554607	562303	553724	553724	554607	553724	554607	860895	860895	860895	562303 (7)
—	—	—	—	—	—	—	—	—	—	— (8)
553480	†552943	—	—	—	—	—	—	—	—	†552943 (9)
185	—	—	—	354	—	354	356	355	370	— (10)
—	—	—	—	—	—	—	—	—	—	— (11)
553875	—	—	—	—	—	—	—	—	—	— (12)
—	—	—	—	—	—	—	—	—	—	— (13)
553955	553955	553955	552688	552915	552688	552915	553561	553561	553561	552915 (14)

50977A F700-EF —	50978A F700-EF C.P.R.	50980A PF770 C.P.R.	50981B PF770-EF C.P.R.	50982A F700P C.P.R.	50983A F700P C.P.R.	50984A F700P-EF C.P.R.	50992A F700 C.P.R.	*50993A F700 C.P.R.	*50994A F700 C.P.R.	51009A F700-EF C.P.R.
—	552912	553978	553965	552913	552913	552913	552912	552912	552912	552912 (1)
—	552816	552796	552796	552816	552816	552816	552816	552816	552816	552816 (2)
553752	552906	553954	553954	552906	552906	552906	552906	552906	552906	552906 (3)
554872	554872	553878	553878	554872	554872	554872	554872	554872	554872	554872 (4)
553948	553948	553964	553961	553936	553937	554253	553921	553774	553940	553949 (5)
—	—	—	—	—	—	—	—	—	—	— (6)
562303	562303	860895	562303	554603	554603	562303	860895	860895	860895	562303 (7)
—	—	—	—	—	—	—	—	—	—	— (8)
†552943	†552943	553480	†552943	—	—	562304	—	—	—	†552943 (9)
—	—	302	—	354	370	—	354	355	370	— (10)
—	—	—	—	222	222	222	—	—	—	— (11)
—	—	—	—	—	—	—	—	—	—	— (12)
—	—	—	—	—	—	—	—	—	—	— (13)
—	552915	553955	553955	552915	552915	—	553561	553561	553561	552915 (14)

For illustrations, see pages H32-H33.

* See Supersession Chart

† Supplied complete with Adaptor 562303

C.P.R. .. Chromium plated rim



HEADLAMPS, Flush Fitting

DETAILED SPARE PARTS

Part No.	*51010A	*51011A	*51012A	51033A	51044A	51054A	A51054A	B51054A
Model	F700	F700	F700	F575	F575P	PF770	PF770	PF770
Finish	C.P.R.	C.P.R.	C.P.R.	C.P.R.	C.P.R.	C.P.R.	C.P.R.	C.P.R.
(1) Rim or door	552949	552949	552949	552822	552822	553978	553978	553978
(2) Screw, rim fixing	552816	552816	552816	553494	553494	552796	552796	552796
(3) Excluder, dust	552906	552906	552906	552806	552806	553954	553954	553954
(4) Plate, light unit retaining	554872	554872	554872	552805	552805	553878	553878	553878
(5) Light unit	553921	553940	553774	553695	553700	553982	553982	553982
(6) Spring, light unit fixing	—	—	—	—	—	—	—	—
(7) Adaptor	860895	860895	860895	860895	554610	860895	860895	860895
(8) Interior, pilot bulb holder	—	—	—	—	—	—	—	—
(9) Backshell assembly	—	—	—	—	—	553480	553480	553480
(10) Bulb, main	354	370	355	312	312	302	303	370
(11) Bulb, pilot	—	—	—	—	988	—	—	—
(12) Buffer, rubber	—	—	—	—	—	553875	553875	553875
(13) Conversion adaptor	—	—	—	—	—	—	—	—
(14) Gasket, rubber	552996	552996	552996	552823	552823	553955	553955	553955

Part No.	51092A	51194A	*51216A	*A51216A	*B51216A	*51217A	*51218A	*51240A
Model	PF770-EF	PF770-EF	PF770	PF770	PF770	PF770	PF770-EF	F700-EF
Finish	C.P.R.	C.P.R.	C.P.R.	C.P.R.	C.P.R.	C.P.R.	C.P.R.	C.P.R.
(1) Rim or door	553844	553620	553844	553978	553978	553978	553965	552912
(2) Screw, rim fixing	552816	552796	552796	552796	552796	552796	552796	552816
(3) Excluder, dust	—	—	553954	553954	553954	553954	553954	552906
(4) Plate, light unit retaining	554596	554596	553878	553878	553878	553878	553878	554872
(5) Light unit	553949	553948	553961	553961	553961	553964	553961	553949
(6) Spring, light unit fixing	—	—	—	—	—	—	—	—
(7) Adaptor	562303	562303	860895	860895	860895	860895	562303	562303
(8) Interior, pilot bulb holder	—	—	—	—	—	—	—	—
(9) Backshell assembly	†552943	†552943	553480	553480	553480	553480	†552943	†552943
(10) Bulb, main	—	—	302	303	370	302	—	—
(11) Bulb, pilot	—	—	—	—	—	—	—	—
(12) Buffer, rubber	—	—	553875	553875	553875	—	—	—
(13) Conversion adaptor	—	—	—	—	—	—	—	—
(14) Gasket, rubber	552688	552688	553955	553955	553955	553955	553955	553561

Part No.	*51335A	51336A	51337A	*51338A	51339A	*51340A	51341A	*51342A
Model	F700	F700	F700	F700	F700	F700	F700-EF	F700-EF
Finish	C.P.R.	C.P.R.	C.P.R.	C.P.R.	C.P.R.	C.P.R.	C.P.R.	C.P.R.
(1) Rim or door	554440	554440	554440	554440	554440	554440	554440	554440
(2) Screw, rim fixing	116141	116141	116141	116141	116141	116141	116141	116141
(3) Excluder, dust	552906	552906	552906	552906	552906	552906	552906	552906
(4) Plate, light unit retaining	554872	554872	554872	554872	554872	554872	554872	554872
(5) Light unit	553921	553921	553774	553562	553940	553940	553949	553949
(6) Spring, light unit fixing	—	—	—	—	—	—	—	—
(7) Adaptor	554602	554602	554602	554602	554602	554602	562303	562303
(8) Interior, pilot bulb holder	—	—	—	—	—	—	—	—
(9) Backshell assembly	—	—	—	—	—	—	†552943	†552943
(10) Bulb, main	354	354	355	355	370	370	—	—
(11) Bulb, pilot	—	—	—	—	—	—	—	—
(12) Buffer, rubber	—	—	—	—	—	—	—	—
(13) Conversion adaptor	—	—	—	—	—	—	—	—
(14) Gasket, rubber	554280	554280	554280	554280	554280	554280	554280	554280

For illustrations, see pages H32-H33.

* See Supersession Chart

† Supplied complete with Adaptor 562303

C.P.R. . . Chromium plated rim

HEADLAMPS, Flush Fitting



DETAILED SPARE PARTS

*51055A PF770 C.P.R.	*51056A PF770-EF C.P.R.	51065A PF770 C.P.R.	A51065A PF770 C.P.R.	B51065A PF770 C.P.R.	*51066A PF770 C.P.R.	51067A PF770 C.P.R.	51073A P700 C.P.R.	51087B RF770-EF C.P.R.	*51088B RF770 C.P.R.	*51089A RF770 C.P.R.
553978	553978	553978	553978	553978	553978	553978	552912	553996	553996	553996 (1)
552796	552796	552796	552796	552796	552796	552796	552816	554582	554582	554582 (2)
553954	553954	553954	553954	553954	553954	553954	552906	553954	553954	553954 (3)
553878	553971	553878	553878	553878	553878	553971	554872	553878	553971	553878 (4)
553982	553948	553961	553961	553961	553961	—	554308	553476	—	553627 (5)
—	—	—	—	—	—	—	—	—	—	— (6)
554607	562303	860895	860895	860895	554607	553724	860895	562303	—	860895 (7)
—	—	—	—	—	—	—	—	—	—	— (8)
553480	†552943	553480	553480	553480	553480	—	—	†553999	—	553480 (9)
185	—	302	303	370	185	—	354	—	—	302 (10)
—	—	—	—	—	—	—	—	—	—	— (11)
553875	—	553875	553875	553875	553875	—	—	553875	—	553875 (12)
—	—	—	—	—	—	—	—	—	—	— (13)
553955	553955	553955	553955	553955	553955	553955	552915	—	—	— (14)

*51246A F700 C.P.R.	*51247A F700 C.P.R.	51258A F700 C.P.R.	51259A F700 C.P.R.	51292A RF770 C.P.R.	51293A RF770 C.P.R.	51294B RF770-EF C.P.R.	51295A RF770 C.P.R.	51296A RF770 C.P.R.	51329A F700-EF C.P.R.	51334A P700 C.P.R.
552912	552912	552912	552912	553996	553996	553996	553996	553996	552949	552913 (1)
552816	552816	552816	552816	554582	554582	554582	554582	554582	552816	552816 (2)
552906	552906	552906	552906	553954	553954	553954	553954	553954	552906	552906 (3)
554872	554872	554872	554872	553878	553971	553971	553971	553878	554872	554872 (4)
553921	553774	554496	554495	553476	—	553949	553940	553627	553949	554308 (5)
—	—	—	—	—	—	—	—	—	—	— (6)
554602	554602	512751	512751	554602	—	562303	554602	554602	562303	554602 (7)
—	—	—	—	—	—	—	—	—	—	— (8)
—	—	—	—	553480	—	†552943	—	553480	†552943	— (9)
354	355	354	355	302	—	—	370	302	—	354 (10)
—	—	—	—	—	—	—	—	—	—	— (11)
—	—	—	—	553875	—	553875	553875	553875	—	— (12)
—	—	—	—	—	—	—	—	—	—	— (13)
553561	553561	553561	553561	—	—	—	—	—	552996	552915 (14)

51343A F700 C.P.R.	51344A F700 C.P.R.	51345A F700 C.P.R.	51346A F700 C.P.R.	51369A F700P C.P.R.	51370A F700P C.P.R.	51371A F700P C.P.R.	*51378A F700 C.P.R.	*51380A F700 C.P.R.	51382A F700 C.P.R.	*51391A F700 C.P.R.
554440	554439	554439	554439	552912	552912	552912	554439	554439	554439	552912 (1)
116141	116141	116141	116141	552816	552816	552816	116141	116141	116141	552816 (2)
552906	552906	552906	552906	552906	552906	552906	552906	552906	552906	552906 (3)
554872	554872	554872	554872	554872	554872	554872	554872	554872	554872	554872 (4)
—	553921	553774	553940	553936	553564	553937	553921	553774	553940	5535620 (5)
—	—	—	—	—	—	—	—	—	—	— (6)
553724	554602	554602	554602	554603	554603	554603	554602	554602	554602	860895 (7)
—	—	—	—	—	—	—	—	—	—	— (8)
—	—	—	—	—	—	—	—	—	—	— (9)
—	354	355	370	356	307	—	354	355	370	355 (10)
—	—	—	—	988	988	988	—	—	—	— (11)
—	—	—	—	—	—	—	—	—	—	— (12)
—	—	—	—	—	—	—	—	—	—	— (13)
554280	554279	554279	554279	—	—	—	554279	554279	554279	— (14)

For illustrations, see pages H32-H33.

* See Supersession Chart

† Supplied complete with Adaptor 562303

C.P.R. ... Chromium plated rim

continued



HEADLAMPS, Flush Fitting

DETAILED SPARE PARTS

Part No.	*51392A	*51393A	*51394A	*51407A	*51408A	*51409A	51411A	*51414A
Model	F700	F700-EF	F700	F700	F700	F700	F700-EF	F700-EF
Finish	C.P.R.	C.P.R.	C.P.R.	C.P.R.	C.P.R.	C.P.R.	C.P.R.	C.P.R.
(1) Rim or door	552912	552912	552912	554439	554439	554439	554439	554439
(2) Screw, rim fixing	552816	552816	552816	116141	116141	116141	116141	116141
(3) Excluder, dust	552906	552906	552906	552906	552906	552906	552906	552906
(4) Plate, light unit retaining	554872	554872	554872	554872	554872	554872	554872	554872
(5) Light unit	553940	553948	—	553921	553940	553562	553949	553948
(6) Spring, light unit fixing	—	—	—	—	—	—	—	—
(7) Adaptor	860895	562303	553724	554602	554602	554602	562303	562303
(8) Interior, pilot bulb holder	—	—	—	—	—	—	—	—
(9) Backshell assembly	—	†552943	—	—	—	—	†552943	†552943
(10) Bulb, main	370	—	—	354	370	355	—	—
(11) Bulb, pilot	—	—	—	—	—	—	—	—
(12) Buffer, rubber	—	—	—	—	—	—	—	—
(13) Conversion adaptor	—	—	—	—	—	—	—	—
(14) Gasket, rubber	553561	552915	553561	554279	554279	554279	554279	554279

Part No.	51469A	51470A	51471A	51472A	51477A	51478A	51479A	51480A
Model	F700	F700	F700-EF	PF770	F700	PF770	PF770	PF770
Finish	—	—	—	C.P.R.	C.P.R.	C.P.R.	C.P.R.	C.P.R.
(1) Rim or door	—	—	—	553956	554440	553620	553956	553620
(2) Screw, rim fixing	—	—	—	552796	116141	552796	552796	552796
(3) Excluder, dust	552906	552906	552906	553954	552906	—	553954	—
(4) Plate, light unit retaining	554872	554872	554872	553971	554872	554596	553971	554596
(5) Light unit	553774	553940	553949	554665	553921	554665	553940	553940
(6) Spring, light unit fixing	—	—	—	—	—	—	—	—
(7) Adaptor	554602	554602	562303	554602	554602	554602	554602	554602
(8) Interior, pilot bulb holder	—	—	—	—	—	—	—	—
(9) Backshell assembly	—	—	†552943	—	—	—	—	—
(10) Bulb, main	355	370	—	370	359	370	350	370
(11) Bulb, pilot	—	—	—	—	—	—	—	—
(12) Buffer, rubber	—	—	—	—	—	—	—	—
(13) Conversion adaptor	—	—	—	—	—	—	—	—
(14) Gasket, rubber	554280	554280	554280	553955	554280	552688	553955	552688

Part No.	51529A	51530A	51535A	*51536A	51537A	51538A	51546A	51553A
Model	F700	F700	F700-LR	F700	F700-LR	P700	P700	PF770-LR
Finish	C.P.R.	C.P.R.	C.P.R.	C.P.R.	C.P.R.	C.P.R.	C.P.R.	C.P.R.
(1) Rim or door	552949	554690	554440	554440	554690	554439	554440	553978
(2) Screw, rim fixing	552816	116141	116141	116141	116141	116141	116141	554582
(3) Excluder, dust	552906	552906	552906	552906	552906	552906	552906	553954
(4) Plate, light unit retaining	554872	554872	554872	554872	554872	554872	554872	553971
(5) Light unit	553940	553774	554665	553940	554665	554308	554999	554665
(6) Spring, light unit fixing	—	—	—	—	—	—	—	—
(7) Adaptor	553724	553724	554602	554602	554602	554602	554855	554602
(8) Interior, pilot bulb holder	—	—	—	—	—	—	—	—
(9) Backshell assembly	—	—	—	—	—	—	554909	—
(10) Bulb, main	370	355	370	350	370	354	404	370
(11) Bulb, pilot	—	—	—	—	—	—	—	—
(12) Buffer, rubber	—	—	—	—	—	—	—	—
(13) Conversion adaptor	554691	554691	—	—	—	—	—	—
(14) Gasket, rubber	552996	554683	554280	554280	554683	554279	554280	553955

For illustrations, see pages H32-H33.

* See Supersession Chart

† Supplied complete with Adaptor 562303

C.P.R. . . . Chromium plated rim

HEADLAMPS, Flush Fitting



DETAILED SPARE PARTS

51417A F700 C.P.R.	51418A F700 C.P.R.	51419A F700 C.P.R.	51420A F700-EF C.P.R.	51422A RF770-EF C.P.R.	51423A RF770-EF C.P.R.	51462A RF770 C.P.R.	B51462A RF770 C.P.R.	51464A RF770-EF C.P.R.	51467A F700 C.P.R.	51468A F700 —
554690	554690	554690	554690	553996	553996	553996	553996	553996	554439	— (1)
116141	116141	116141	116141	554582	554582	554582	554582	554582	116141	— (2)
552906	552906	552906	552906	—	—	553954	553954	553954	552906	552906 (3)
554872	554872	554872	554872	553878	553878	553878	553878	553878	554872	554872 (4)
553921	553774	553940	553949	553476	553627	553476	553476	553476	—	553921 (5)
—	—	—	—	—	—	—	—	—	—	— (6)
554602	554602	554602	562303	562303	562303	554602	554602	562303	553724	554602 (7)
—	—	—	—	—	—	—	—	—	—	— (8)
—	—	—	†552943	†552943	†552943	553480	553480	†552943	—	— (9)
354	355	370	—	—	—	323	370	—	—	354 (10)
—	—	—	—	—	—	—	—	—	—	— (11)
—	—	—	—	553875	553875	553875	553875	553875	—	— (12)
—	—	—	—	—	—	—	—	—	—	— (13)
554683	554683	554683	554683	—	—	—	—	—	554279	554280 (14)

51482A PF770 C.P.R.	51483A PF770 C.P.R.	51484A PF770-EF C.P.R.	51490A F700 C.P.R.	51492A F700 C.P.R.	51493A RF770 C.P.R.	51495A PF770 C.P.R.	*51496B F700 C.P.R.	*51498A F700 C.P.R.	51509A F700 C.P.R.
553978	553978	553978	554440	554440	553996	553978	554440	554440	554440 (1)
552796	552796	554582	116141	116141	554582	552796	116141	116141	116141 (2)
553954	553954	553954	552906	552906	553954	553954	552906	552906	552906 (3)
553971	553971	553971	554872	554872	553971	553971	554872	554872	554872 (4)
553562	553940	553948	553774	553940	554308	553562	553921	553774	553774 (5)
—	—	—	—	—	—	—	—	—	— (6)
554602	554602	562303	554602	554602	554602	553724	554602	554602	553724 (7)
—	—	—	—	—	—	—	—	—	— (8)
—	—	†552943	—	—	—	—	—	—	— (9)
355	370	—	332	362	354	355	373	307	355 (10)
—	—	—	—	—	—	—	—	—	— (11)
—	—	—	—	—	—	—	—	—	— (12)
—	—	—	—	—	—	554691	—	—	554691 (13)
553955	553955	553955	554280	554280	—	553955	554280	554280	554280 (14)

51560A PF770-LR C.P.R.	51561A PF770-EF C.P.R.	51591A F700LR-EF C.P.R.	51596A P700 C.P.R.	51639A F700 C.P.R.	51640A F700 C.P.R.	51641A F700 C.P.R.	*51648A F700 C.P.R.	*51649A F700 C.P.R.	*51650A F700 C.P.R.
553978	553978	554440	554440	554439	554439	554439	552912	552912	552912 (1)
552796	552796	116141	116141	116141	116141	116141	552816	552816	552816 (2)
553954	553954	552906	552906	552906	552906	552906	553752	553752	553752 (3)
553971	553971	554872	554872	554872	554872	554872	554872	554872	554872 (4)
554665	554615	554615	554308	553921	555447	553940	553562	553940	553921 (5)
—	—	—	—	—	—	—	—	—	— (6)
554602	562303	562303	554602	554602	554602	554602	860895	860895	860895 (7)
—	—	—	—	—	—	—	—	—	— (8)
—	†552943	†552943	—	—	—	—	—	—	— (9)
370	—	—	354	359	332	362	332	362	359 (10)
—	—	—	—	—	—	—	—	—	— (11)
—	—	—	—	—	—	—	—	—	— (12)
—	—	—	—	—	—	—	—	—	— (13)
553955	553955	554280	554280	554279	554279	554279	—	—	— (14)

For illustrations, see pages H32–H33.

* See Supersession Chart

† Supplied complete with Adaptor 562303

C.P.R. ... Chromium plated rim



HEADLAMPS, Flush Fitting

VEHICLE APPLICATION REFERENCE

MODEL F575

50529B F575P-1, dip left. 6½" C.P.R.; 12v.; double contact; silvered reflector; diamond lens; complete with pilot light.

Morris 'Minor' 1948-50; 'Minor' (2-door) 1951.

A50529B F575P-1, dip right. As 50529 except for bulb.

Morris 'Minor' 1948-51.

B50529B F575P-1, vertical dip. Export Europe (not France); as 50529 except for bulb.

Morris 'Minor' 1948-51.

50572F F575, dip left. 7½" C.P.R.; 12 v.; double contact; silvered reflector; diamond lens.

A.C. Invalid Carriage 1950-51.
Austin 25 cwt. Van and Ambulance 1948-54.
Commer 8 cwt. Van and Estate Car 1950.
Hillman 'Minx' 1949-51.

A50572F F575, dip right. As 50572 except for bulb.

Austin 25 cwt. Van and Ambulance 1948-54.

B50572F F575, vertical dip. Export Europe (not France); as 50572 except for bulb.

Austin 25 cwt. Van and Ambulance 1948-54.

50613E F575P, dip left. 7½" C.P.R.; 12 v.; double contact; silvered reflector; complete with pilot light.

A.C. Invalid Carriage 1947-49.
Austin A40 Van, Pick-up and 'Countryman' 1948; A40 Saloon 1948-49.
Commer 8 cwt. Van and Estate Car 1948-50.
Hillman 'Minx' 1948-49.
Jowett 'Javelin' 1948-50.
Vauxhall 'Velox' and 'Wyvern' 1948-49.

A50613E F575P, dip right. As for 50613 except for bulb.

Austin A40 Van, Pick-up and 'Countryman' 1948.
Hillman 'Minx' 1948-49.
Jowett 'Javelin' 1948-50.
Vauxhall 'Velox' and 'Wyvern' 1948-49.

B50613E F575P, vertical dip. Export Europe (not France); as 50613 except for bulb.

Austin A40 Van, Pick-up and 'Countryman' 1948.
Hillman 'Minx' 1948-49.
Jowett 'Javelin' 1948-50.
Vauxhall 'Velox' and 'Wyvern' 1948-49.

50664E F575P-EF, vertical dip. Export France; 7½" C.P.R.; 12 v.; 3-pin adaptor; silvered reflector; diamond lens.

Austin A40 Van, Pick-up and 'Countryman' 1948.
Commer 8 cwt. Van and Estate Car 1948-49.
Hillman 'Minx' 1948-49.

50806A F575/700. Export U.S.A.; 7½" C.P.R.; 12v.; Ward & Goldstone adaptor; less light unit.

Commer 8 cwt. Van and Estate Car 1949-50.
Hillman 'Minx' 1948-49.

50822B F575P-1EF, vertical dip. Export France; 6½" C.P.R.; 12v.; 3-pin adaptor; silvered reflector; diamond lens; complete with pilot light.

Morris 'Minor' 1950-51.

MODEL F575—continued

51033A F575, vertical dip. Home or Export; 7½" C.P.R.; 6v.; double contact; silvered reflector; block lens; complete with pilot light.

A.C. Invalid Carriage 1952-53.

51044A F575P-1, vertical dip. Home or Export; 7½" C.P.R.; 6v.; double contact; silvered reflector; block lens.

Hartnett Motors 1953-54.

MODEL F700

*50528M F700 Mk. III, dip right. 8" C.P.R.; 12v.; double contact; silvered reflector; diamond lens; as 50992 except for light unit and bulb.

A.C. 16 1948-49 and 1952-53.
Armstrong Siddeley Utility and Limousine 1951-52; 'Hurricane' and 'Lancaster' 1951-53.
Austin A40 Sports 1952; A40 Van, Pick-up and 'Countryman' 1949-52; A40 Saloon 1948-52; A70 1948-50; A90 1949; Coach 1950-52.
Dodge 64, 103, 105, 123, 125, 86, 124 and 86 P124A 1950-52.
Morris Commercial LC4 1953; NVO and NVS Models 1951-53.
Riley 1½ and 2½ litre 1951-53.
Rover '60' 1954; '75' 1952-53; 'Landrover' and Station Wagon 1951-52.

50605H F700 Mk. III, dip right. 8½" C.P.R.; 12v.; double contact; silvered reflector; block lens.

Standard 'Vanguard' 1948-49.

50675E F700P-EF Mk. III, vertical dip. Export France; 8½" C.P.R. with motif; 12v.; 3-pin adaptor; silvered reflector; block lens; as 50679 except for rim.

Sunbeam-Talbot 2 litre 1948; '80' and '90' 1948-50.

50679E F700P-EF Mk. III, vertical dip. Export France; 8½" C.P.R.; 12v.; 3-pin adaptor; silvered reflector; block lens; complete with pilot light; as 50675 except for rim.

Morris 'Six', 'Oxford' 1948-51; 'Cowley' Van and Pick-up 1950-51.
Morris Commercial NVS Models 1951.
Wolseley 'Four Fifty' and 'Six Eighty' 1949-51.

50723H F700 Mk. III, dip left. 7½" C.P.R.; 12v.; double contact; silvered reflector; diamond lens; less body, but with special fixing ring.

Riley 1½ and 2½ litre 1946-49.

A50723H F700 Mk. III, dip right. As 50723 except for bulb.

Riley 1½ and 2½ litre 1949.

B50723H F700 Mk. III, vertical dip. Export Europe (not France); as 50723 except for bulb.

Riley 1½ and 2½ litre 1949.

50747D F700-EF Mk. III, vertical dip. Export France; 7½" C.P.R.; 12v.; silvered reflector; block lens; less body, but with special fixing ring.

Riley 1½ and 2½ litre 1949-50.

50575E F700P-EF Mk. III, vertical dip. Export France; 7½" C.P.R.; 12v.; 3-pin adaptor; silvered reflector; block lens; complete with pilot light.

Armstrong Siddeley 'Hurricane', 'Lancaster' and 'Typhoon' 1948-50; 'Whitley' 1950.

MODEL F700—continued

50793B F700P Mk. III, dip left. 8½" C.P.R.; 12v.; double contact; silvered reflector; diamond lens; complete with pilot light.

Allard 16 1948-49; 'K' and 'L' 1949-50.
Aston Martin 2 litre 1947-50.
Healey 16 1949; 'Tickford' 1951.
Humber 'Hawk' 1949; 'Super Snipe' 1947-49.
Morris 'Six' and 'Oxford' 1948-51; 'Cowley' Van and Pick-up 1950-51.
Singer 'SM1500' 1949-50.
Wolseley 'Four Fifty' and 'Six Eighty' 1949-51.

A50793B F700P Mk. III, dip right. As 50793 except for bulb.

Aston Martin 2 litre 1948-50.
Humber 'Hawk' and 'Super Snipe' 1949.
Morris 'Six' and 'Oxford' 1948-51; 'Cowley' Van and Pick-up 1950-51.
Singer 'SM1500' 1949-50.
Wolseley 'Four Fifty' and 'Six Eighty' 1949-51.

B50793B F700P Mk. III, vertical dip. Export Europe (not France); as 50793 except for bulb.

Aston Martin 2 litre 1948-50.
Humber 'Hawk' and 'Super Snipe' 1949.
Lea Francis 1½ and 2½ litre 1949-50.
Morris 'Six' and 'Oxford' 1948-51; 'Cowley' Van and Pick-up 1950-51.
Singer 'SM1500' 1949-51.
Wolseley 'Four Fifty' and 'Six Eighty' 1949-50.

50794B F700P Mk. III, dip left. 8½" C.P.R. with motif; 12v.; double contact; silvered reflector; diamond lens.

Sunbeam-Talbot 2 litre 1948; '80' and '90' 1948-50.

A50794B F700P, dip right. As 50794 except for bulb.

Sunbeam-Talbot '90' 1948-49.

B50794B F700P, vertical dip. Export Europe (not France); as 50794 except for bulb.

Sunbeam-Talbot '90' 1948-49.

50807B F700 Mk. III. Export U.S.A.; 8" C.P.R.; 12v.; Ward & Goldstone adaptor; less light unit.

Rover '60' 1954; '75' 1952-54; 'Landrover' and Station Wagon 1951-54.

50811A F700 Mk. III. Export U.S.A.; 8½" C.P.R.; 12v.; Ward & Goldstone adaptor; less light unit.

Allard 16 1949; 'P' and 'M' 1949-50.
Alvis TC21 1951.
Commer 8 cwt. Van and Estate Car 1951-52; 'Express' Delivery Van and Pick-up 1953.
Hillman 'Minx' 1951-53.
Humber 'Hawk' and 'Super Snipe' 1948-53; 'Pullman' and 'Imperial' 1951-53.
Sunbeam-Talbot '90' 1951-53.

50812A F700 Mk. III. Export U.S.A.; 8½" C.P.R.; 12v.; Ward & Goldstone adaptor; less light unit.

Sunbeam-Talbot '80' and '90' 1948-50.

50837A F700-EF, vertical dip. Export France; 8½" C.P.R.; 12v.; 3-pin adaptor; silvered reflector; diamond lens.

Standard 'Vanguard' 1950-52.
Triumph 'Mayflower' 1950-52.

50874A F700 Mk. III, non-dip. 8" C.P.R.; 12v.; double contact; aluminised reflector; diamond lens; single filament bulb.

Douglas Battery Vehicle 1950-51.

HEADLAMPS, Flush Fitting



Vehicle Application Reference—continued

MODEL F700—continued

- 50919A F700 Mk. III. Export U.S.A.; Ward & Goldstone adaptor; less rim and light unit.
Rover '75' 1951.
- *50961A F700 Mk. III, vertical dip. Export Europe (not France); 8" C.P.R.; 12v.; double contact; aluminised reflector; block lens.
A.C. 16 1951-54.
Armstrong Siddeley Limousine and Utility 1951-52; 'Hurricane', 'Lancaster' and 'Whitley' 1951-53.
Austin A40 Van, Pick-up and 'Countryman' 1949-52; A40 Saloon 1948-52; A70 1948-50; Coach 1950-52.
Dodge 64, 103, 105, 123 and 125 1950-52; 86 PI24A 1951-52.
Meynell All Models 1952.
Morris Commercial LC4 1953; NVO and NVS Models 1951-53.
Riley 1½ and 2½ litre 1952-53.
Rover '60' 1954; 'Landrover' and Station Wagon 1951-54; '75' 1952-54.
- *50963A F700 Mk. III, vertical dip. Export Europe (not France); 8½" C.P.R.; 12v.; double contact; aluminised reflector; block lens.
Allard 'K', 'L', 'M' and 'P' 1951.
Alvis TC21 1951-53; TB21 1952.
Austin A30, A70 'Countryman' and Pick-up 1952; A40 Sports and A70 1951-52; A40 Saloon 1952-53; A90 1949-52.
Bedford SB Coach, SH Fire Engine Chassis, 7, 9 and 10 ton 1951-52.
Bristol '400' 1949-50.
Commer 8 cwt. Van and Estate Car 1951-52; 25 cwt. 'Superpoise' 1950-51; Medium Pick-up Truck, 3/4, 4/5, 5 ton and 'Superpoise' (Diesel) 1951-53; 5 and 7 ton 'Avenger' Coach 1949-53; Fire Tender 1952-53.
Daimler Ambulance 1949-54.
Healey 16 1948.
Hillman 'Minx' 1950-52.
Humber 'Hawk' and 'Super Snipe' 1951-52.
Jaguar 3½ litre 1952-54.
Jensen 'Interceptor' Cabriolet 1951-54.
Jowett 'Javelin' 1951-53.
Karrier 'Bantam' 1953-54; CK3 1949-52.
Lagonda 2½ litre 1949-52.
Lanchester 14 1952-53.
Lea Francis 14 1950-52; 18 4 Light 1951-52; 18 6 Light 1949-52; 1½ and 2½ litre 1952.
Morris 'Minor', 'Six' and 'Oxford' 1951-52; 'Cowley' Van and Pick-up 1950-52.
Riley 1½ and 2½ litre 1950.
Singer 'SM1500' 1949-53.
Sunbeam-Talbot '90' 1951-52.
Vauxhall 'Velox' and 'Wolvern' 1950-52.
Wolseley 'Four Fifty' and 'Six Eighty' 1951-52.
- 50966A F700-IEF Mk. III, vertical dip. Export France; 8½" C.P.R.; 12v.; 3-pin adaptor; aluminised reflector; block lens.
A.C. 16 1950.
Allard 'K' and 'L' 1951; 'P2' 1952-54; 'P' and 'M' 1949-51.
Alvis TA21 1953; TC21 1954; TB21 1952.
Austin A30, A70 'Countryman' and Pick-up 1952; A40 Sports 1951; A40 Saloon 1952-53; A70 and A90 1951-52.
Commer 8 cwt. Van and Estate Car 1950-52; 'Express' Delivery Van and Pick-up 1953; 25 cwt. 'Superpoise' Medium Pick-up Truck, 3/4, 4/5, 5 ton and 'Superpoise', 5 and 7 ton 1951-53; 'Avenger' Coach 1951-53; Fire Tender 1952-53.
Daimler Ambulance 1949-54.
Hillman 'Minx' 1950-53.
Humber 'Hawk' and 'Super Snipe' 1950-53; 'Pullman' and 'Imperial' 1951-53.
Jensen 'Interceptor' Cabriolet 1951-54.
Jowett 'Javelin' 1951-52.
Karrier 'Bantam' 1952-54; CK3 1951-52.
Lagonda 2½ litre 1951-52.
Lanchester 14 1952-53.
Morris 'Minor', 'Six' and 'Oxford' 1951-52; 'Cowley' Van and Pick-up 1951-52.
Singer 'SM1500' 1949-53.
Sunbeam-Talbot '90' 1950-53.
Wolseley 'Four Fifty' and 'Six Eighty' 1951-52.
- 50973A F700 Mk. III, dip right. 8½" C.P.R.; 12v.; double contact; aluminised reflector; block lens.
Allard 'P2', '21C' and '21Z' 1953-54.
Austin A40 Saloon 1953.
Commer 'Express' Delivery Van and Pick-up 1953.

MODEL F700—continued

- 50973A—continued
Hillman 'Minx' 1953.
Humber 'Hawk', 'Super Snipe', 'Pullman' and 'Imperial' 1953.
Sunbeam-Talbot '90' 1953.
- 50974B F700 Mk. III, dip left. 12v.; double contact; aluminised reflector; block lens; less rim and excluder; as 50977 except for light unit, bulb holder and bulb.
Rover '75' 1950-51.
Victor Electric Battery Vehicle 1952-53.
- 50976B F700 Mk. III, vertical dip. Export Europe (not France); 12v.; double contact; less rim and light unit.
Rover '75' 1950-51.
- 50977A F700-EF Mk. III, vertical dip. Export France; 12v.; 3-pin adaptor; silvered reflector; block lens; less rim; as 50974 except for light unit, bulb holder and bulb.
Rover '75' 1950-51.
- 50978A F700-EF Mk. III, vertical dip. Export France; 8" C.P.R.; 12v.; 3-pin adaptor; silvered reflector; block lens; as 50977, but complete with rim.
A.C. 16 1949 and 1951-54.
Armstrong Siddeley Utility, Limousine and 'Whitley' 1951; 'Hurricane' and 'Lancaster' 1951-53.
Austin A40 Sports, A40 Van, Pick-up and 'Countryman' 1952; A40 Saloon 1948-52; Coach 1950-52.
Meynell All Models 1952.
Paramount Cars 1953-54.
Riley 1½ and 2½ litre 1951-52.
Rover '75' 1952-54; '60' 1954; 'Landrover' and Station Wagon 1951-53.
- 50982A F700P Mk. III, dip left. 8½" C.P.R.; 12v.; double contact; silvered reflector; block lens; complete with pilot light; as 50983 except for light unit and bulb.
Allard 16 1948-49; 'K' and 'L' 1949-50.
Aston Martin 2 litre 1947-50.
Healey 16 1949; 'Tickford' 1951.
Humber 'Hawk' 1949; 'Super Snipe' 1947-49.
Lea Francis 1½ and 2½ litre 1949-52.
Morris 'Six' and 'Oxford' 1948-51; 'Cowley' Van and Pick-up 1950-51.
Singer 'SM1500' 1949-50.
Standard 'Vanguard' 1948-49.
Wolseley 'Four Fifty' and 'Six Eighty' 1950-51.
- 50983A F700P Mk. III, vertical dip. Export Europe (not France); 8½" C.P.R.; 12v.; double contact; silvered reflector; block lens; as 50982 except for light unit and bulb.
Standard 'Vanguard' 1948-49.
- 50984A F700P-EF Mk. III, vertical dip. Export France; 8½" C.P.R.; 12v.; 3-pin adaptor; silvered reflector; block lens.
Standard 'Vanguard' 1948-49.
- 50992A F700 Mk. III, dip left. 8" C.P.R.; 12v.; double contact; aluminised reflector; block lens; as 50528M except for light unit and bulb.
A.C. 16 1948-49 and 1951-54.
Armstrong Siddeley Limousine and Utility 1951-52; 'Hurricane' and 'Lancaster' 1951-53; 'Whitley' 1950-53.
Austin A40 Van, Pick-up and 'Countryman' 1949-53; A40 Saloon 1949-50; A70 1948-50; Coach 1950-54.
Dodge 64, 103, 105, 123 and 125 1950-52.
Douglas Battery Vehicle 1952-54.
Karrier CK3 1947-48.
Meynell All Models 1952.
Morris Commercial LC4 1953; NVS Models 1951-54; NVO Models 1951-53.
Paramount Cars 1951-54.
Rover 'Landrover' and Station Wagon 1951-54.

MODEL F700—continued

- 51009A F700-EF Mk. III, vertical dip. Export France; 8" C.P.R.; 12v.; 3-pin adaptor; aluminised reflector; block lens.
Austin A40 Van, Pick-up and 'Countryman' 1953; Coach 1953-54.
Paramount Cars 1953-54.
- 51258A F700 Mk. III, dip left. 8" C.P.R. 12v.; silvered reflector; block lens; insulated return bulb holder; as 51259 except for light unit and bulb.
Austin Petrol Tanker 1952-54.
- 51259A F700 Mk. III, dip right. 8" C.P.R.; 12 v.; silvered reflector; block lens; as 51258 except for light unit and bulb.
Austin Petrol Tanker 1952-54.
- 51329A F700-EF Mk. III, vertical dip. Export France; 8½" C.P.R.; 12v.; 3-pin adaptor; aluminised reflector; block lens.
Standard 'Vanguard' 1953-54.
Triumph 'Mayflower' 1953.
- 51336A F700 Mk. VI, dip left. 8½" C.P.R.; 12v.; double contact; aluminised reflector; block lens; as 51337 except for light unit and bulb.
A.C. 16 1950.
Allard 'K' and 'L' 1951; 'P2' 1952-53; 'P' and 'M' 1949-51; '21Z' and '21C' 1953-54.
Alvis TA21 1951-53; TC21 1953-54; TB21 1952.
Austin A30, A40 Saloon, A70 Pick-up and 'Countryman' 1952-54; A40 Sports 1951-53; A70 1951-54; A90 1949-52; 'Healey 100' 1954.
Bedford CA Van and TA Truck 1953-54; SH Fire Engine Chassis 1951-53; SB Coach, 7, 9 and 10 ton 1951-54.
Bristol 2 litre 1947-48; '400' and '401' 1949-50.
Brockhouse 'Mechanical Orderley' 1953-54.
Commer 8 cwt. Van and Estate Car 1950-52; 'Express' Delivery Van and Pick-up 1953-54; 25 cwt. 'Superpoise' 1950-54; Medium Pick-up Truck 1951-54; 2/3, 3/4, 4/5, 5 ton 'Superpoise', 5 and 7 ton 'Avenger' Coach 1949-54; 6½ and 6/7 ton 1949-50; 8 ton Tractor Trailer 1950; Fire Tender 1952-54.
Daimler Ambulance 1949-54; 'Conquest' 1954.
Dodge 86, 103, 105 and 124 (Diesel) 1950-54; 86 PI24A 1951-54.
Healey 16 1948; 'Sportsmobile' 1949.
Hillman 'Minx' 1949-54.
Humber 'Hawk', 'Super Snipe' and 'Pullman' 1950-54; 'Imperial' 1950-53.
Jensen 'Interceptor' Cabriolet 1951-54; Lightweight Commercial 1954.
Jowett 'Javelin' 1951-54.
Karrier 'Bantam' 1951-54; CK3 1949-52; 'Gamecock', Municipal and Industrial 1953-54.
Lagonda 2½ litre 1949-52.
Lanchester 14 1953.
Lea Francis 14 1950-54; 18 4 Light 1951-54; 18 6 Light 1949-53; 1½ and 2½ litre 1952-54.
Morgan 4/4 1954.
Morris 'Minor', 'Six' and 'Oxford' All Models 1951-54; New Quarter Ton and Half Ton Vans 1954; 'Cowley' Van and Pick-up 1950-54.
Reliant 'Regal' 1953-54.
Riley 1½ and 2½ litre 1950-53.
Singer 'SM1500' 1949-54.
Sunbeam 'Alpine' 1953.
Sunbeam-Talbot '90' 1951 and 1953-54.
Swallow 'Doretta' 1954.
Triumph 2-seater Sports 1954.
Vauxhall 'Velox' and 'Wolvern' 1950-54.
Wolseley 'Four Fifty' 1951-53 and 'Six Eighty' 1951-54.
- 51337A F700 Mk. VI, dip right. 8½" C.P.R.; 12v.; double contact; aluminised reflector; block lens; as 51336 except for bulb and light unit.
A.C. 16 1950-52.
Allard 'K' and 'L' 1951; 'P2' 1952-53; 'P' and 'M' 1949-51.
Alvis TA21 1951-54; TC21 1954; TB21 1952.
Austin A40 Sports 1951; A30, A70 Pick-up and 'Countryman' 1952-54; A70 1951-54; A90 1949-52; 'Healey 100' 1954.
Bedford CA Van 1953-54; SH Fire Engine Chassis 1951-53; SB Coach, 7, 9 and 10 ton 1951-54; TA Truck 1953-54.
Bristol '400' and '401' 1949-50; 'X404' 1954.



HEADLAMPS, Flush Fitting

Vehicle Application Reference—continued

MODEL F700—continued

51337A—continued
 Commer 8 cwt. Van and Estate Car 1950-52; 'Express' Delivery Van and Pick-up 1953-54; Medium Pick-up 1951-54; 25 cwt. 'Superpoise', 3/4, 4/5, 5 ton and 'Superpoise' (Diesel) 1950-54; 5 and 7 ton and 6½/7 ton 1949-50; 8 ton Tractor Trailer 1950; 'Avenger' Coach 1949-54; Fire Tender 1952-54.
 Daimler Ambulance 1949-54; 'Conquest' 1954.
 Healey 16 1948.
 Hillman 'Minx' 1950-54.
 Humber 'Hawk' 1950-54; 'Super Snipe' 1950-52; 'Pullman' and 'Imperial' 1951-54.
 Jensen 'Interceptor' Cabriolet 1951-54.
 Jowett 'Javelin' 1951-54.
 Karrier 'Bantam' 1951-54; CK3 1949-52; 'Gamecock', Municipal and Industrial 1953-54.
 Lagonda 2½ litre 1949-52.
 Lanchester 14 1953.
 Lea Francis 14 1950-54; 18 4 Light 1951-54; 18 6 Light 1949-53; 1½ and 2½ litre 1950-54.
 Morris 'Minor', 'Six' and 'Oxford' All Models 1951-54; New Quarter Ton and Half Ton Vans 1954; 'Cowley' Van and Pick-up 1950-51.
 Reliant 'Regal' 1953-54.
 Riley 1½ and 2½ litre 1950.
 Singer 'SM1500' 1949-54.
 Sunbeam 'Alpine' 1953-54.
 Sunbeam-Talbot '90' 1950-52.
 Swallow 'Doretti' 1954.
 Triumph 2-seater Sports 1954.
 Vauxhall 'Velox' and 'Wyvern' 1950-54.
 Wolseley 'Four Fifty' 1949-53; 'Six Eighty' 1949-54.

51339A F700 Mk. VI, vertical dip. Export Europe (not France); 8½" C.P.R.; 12v.; double contact; aluminised reflector; block lens; as 51336 except for light unit and bulb.
 Allard 'P2' 1953-54.
 Alvis TA21 1953-54; TC21 1954.
 Austin A40 Saloon 1952-54; A30, A40 Saloon, A70 Pick-up and 'Countryman' 1953-54; 'Healey 100' 1954.
 Bedford CA Van and SB Coach 1953-54; SH Fire Engine Chassis 1953; 7, 9 and 10 ton and TA Truck 1953-54.
 Bristol '403' 1954.
 Commer Medium Pick-up 1953-54; 25 cwt. 'Superpoise' 1951-53; 3/4, 4/5, 5 ton and 'Superpoise' (Diesel) 1951-54; 'Avenger' Coach, 5 and 7 ton 'Express' Delivery Van and Pick-up 1953-54.
 Daimler 'Conquest' 1954.
 Hillman 'Minx' 1953-54.
 Humber 'Hawk' and 'Super Snipe' 1953-54.
 Jowett 'Javelin' 1953-54.
 Karrier 'Bantam' 1954; 'Gamecock', Municipal and Industrial 1953-54.
 Lanchester 14 1953.
 Lea Francis 14, 18 4 Light, 1½ and 2½ litre 1953-54; 18 6 light 1953.
 Morris 'Minor', 'Six' and 'Oxford' All Models 1953-54; New Quarter Ton and Half Ton Vans 1954; 'Cowley' Van and Pick-up 1953.
 Singer 'SM1500' 1953-54.
 Sunbeam 'Alpine' 1953-54.
 Sunbeam-Talbot '90' 1953-54.
 Swallow 'Doretti' 1954.
 Triumph 2-seater Sports 1954.
 Vauxhall 'Velox' and 'Wyvern' 1953-54.
 Wolseley 'Four Fifty' 1953; 'Six Eighty' 1953-54.

51341A F700-EF Mk. VI, vertical dip. Export France; 8½" C.P.R.; 12v.; 3-pin adaptor; aluminised reflector; block lens; as 51420 except for light unit and bulb.
 Austin A30, A40 Saloon, A70 Pick-up and 'Countryman' 1953-54; 'Healey 100' 1954.
 Commer 'Express' Delivery Van, Pick-up, Medium Pick-up Truck, 3/4, 4/5, 5 ton and 'Superpoise' (Diesel), 5 and 7 ton, 'Avenger' Coach and Fire Tender 1953-54; 25 cwt. 'Superpoise' 1954.
 Daimler 'Conquest' 1954.
 Hillman 'Minx' 1953-54.
 Humber 'Hawk' and 'Super Snipe' 1953-54; 'Pullman' 1954.
 Jowett 'Javelin' 1953-54.
 Karrier 'Bantam' 1954; 'Gamecock', Municipal and Industrial 1953-54.
 Lanchester 14 1953.
 Morris 'Minor', 'Six' and 'Oxford' All Models 1953-54; New Quarter Ton and Half Ton Vans 1954; 'Cowley' Van and Pick-up 1953.
 Reliant 'Regal' 1953-54.
 Singer 'SM1500' 1953-54.
 Sunbeam-Talbot '90' 1954.
 Swallow 'Doretti' 1954.
 Triumph 2-seater Sports 1954.
 Wolseley 'Four Fifty' 1952-53; 'Six Eighty' 1952-54.

MODEL F700—continued

51343A F700 Mk. VI, Export U.S.A.; 8½" C.P.R.; 12v.; Ward & Goldstone adaptor; less light unit.
 Bristol 'X404' 1954.
 Commer 'Express' Delivery Van, Pick-up, 25 cwt. 'Superpoise', 5 and 7 ton 1953-54; Medium Pick-up Truck 1951-54; Fire Tender 1952-54.
 Hillman 'Minx' 1953-54.
 Humber 'Hawk', 'Super Snipe' and 'Pullman' 1953-54.
 Morris 'Minor', 'Six' and 'Oxford' All Models 1953-54; New Quarter Ton and Half Ton Vans 1954; 'Cowley' Van and Pick-up 1951-54.
 Sunbeam 'Alpine' 1953-54.
 Sunbeam-Talbot '90' 1953-54.

51344A F700 Mk. VI, dip left. 8" C.P.R.; 12v.; double contact; aluminised reflector; block lens; as 51336 except for rim size.
 A.C. 'Petite' 1953-54; 16 1954.
 Austin A40 Van, Pick-up and 'Countryman' 1953-54; Cargo Truck 1954.
 Dodge 64, 103, 105, 123 and 125 1953-54.
 Jowett 'Bradford' Van 1953-54.
 M.G. 1½ litre and 'Midget' 1954.
 Morgan 4/4 1954.
 Morris Commercial LC5, LD1, LD2, NV, NVO and NVS Models 1954.
 Rover 'Landrover' and Station Wagon 1953-54.
 Smith 2 ton (Diesel) 1953-54.
 Trojan 15 cwt. Van and 20 Van 1954.
 Wolseley 'Four Forty-Four' 1953-54.

51345A F700 Mk. VI, dip right. 8" C.P.R.; 12v.; double contact; aluminised reflector; block lens; as 51344 except for light unit and bulb.
 A.C. 16 and 'Petite' 1954.
 Armstrong Siddeley 'Whitley' 1950.
 Austin A40 Sports 1953; A40 Van, Pick-up, 'Countryman' and Coach 1953-54; Cargo Truck 1954.
 Dodge 64, 103, 105, 123 and 125, 86, 103, 105 and 124 (Diesel) and 86 P124A 1953-54.
 Jowett 'Bradford' Van 1953-54.
 Karrier CK3 1947-48.
 M.G. 1½ litre and 'Midget' 1954.
 Morris Commercial LC5, NV, LD1, LD2, NVO and NVS 1954.
 Paramount Cars 1953-54.
 Riley 1½ and 2½ litre 1953-54.
 Rover '75' 1954; 'Landrover' and Station Wagon 1953-54.

51346A F700 Mk. VI, vertical dip. Export Europe (not France); 8" C.P.R.; 12v.; double contact; aluminised reflector; block lens.
 A.C. 16 and 'Petite' 1954.
 Austin A40 Sports 1953; A40 Van, Pick-up, 'Countryman' and Coach 1953-54; Cargo Truck 1954.
 Dodge 64, 103, 105, 123 and 125 1947-54; 86, 103, 105, 124 (Diesel) and 86 P124A 1953-54.
 Jowett 'Bradford' Van 1953-54.
 Karrier CK3 1947-48.
 M.G. 1½ litre and 'Midget' 1954.
 Morris Commercial LC5, NVO, NVS, NV, LD1 and LD2 1954.
 Paramount Cars 1953-54.
 Riley 1½ and 2½ litre 1953-54.
 Wolseley 'Four Forty-Four' 1953-54.

51369A F700P Mk. III, dip left. 7½" C.P.R.; 12v.; double contact; aluminised reflector; block lens; complete with pilot light; as 51370 except for light unit and bulb.
 Allard 16 1947-48.
 Armstrong Siddeley Utility 1950; 'Hurricane' and 'Lancaster' 1945-50; 'Typhoon' 1948-50.
 H.R.G. 12 1946.

51370A F700P Mk. III, dip right. 7½" C.P.R.; 12v.; double contact; aluminised reflector; block lens; complete with pilot light; as 51369 except for light unit and bulb.
 Armstrong Siddeley Utility 1950; 'Hurricane', 'Lancaster' and 'Typhoon' 1948-50.

MODEL F700—continued

51371A F700P Mk. VI, vertical dip. Export Europe (not France); 7½" C.P.R.; 12v.; double contact; aluminised reflector; block lens; complete with pilot light; as 51370 except for light unit and bulb.
 Armstrong Siddeley Utility 1951; 'Whitley' 1950.

51382A F700 Mk. VI, vertical dip. Export Europe (not France); 8" C.P.R.; 12v.; double contact; aluminised reflector; block lens; as 51339 except for light unit and bulb.
 Rover 'Landrover' and Station Wagon 1953.

51411A F700-EF Mk. VI, vertical dip. Export France; 8" C.P.R.; 12v.; 3-pin adaptor; aluminised reflector; block lens.
 A.C. 16 and 'Petite' 1954.
 Austin A40 Sports 1953; A40 Van, Pick-up and 'Countryman' 1953-54; Cargo Truck 1954.
 Jowett 'Bradford' Van 1953-54.
 M.G. 1½ litre 1954.
 Wolseley 'Four Forty-Four' 1953-54.

51417A F700 Mk. VI, dip left. 8½" C.P.R.; 12v.; double contact; aluminised reflector; block lens; as 51418 except for light unit and bulb.
 Standard 'Vanguard' 1950-54.
 Sunbeam-Talbot '90' 1952.
 Triumph 'Mayflower' 1950-53.

51418A F700 Mk. VI, dip right. 8½" C.P.R.; 12v.; double contact; aluminised reflector; block lens; as 51417 except for light unit and bulb.
 Standard 'Vanguard' 1951-54.
 Triumph 'Mayflower' 1950-53.

51419A F700 Mk. VI, vertical dip. Export Europe (not France); 8½" C.P.R.; 12v.; double contact; aluminised reflector; block lens; as 51339 except for rim.
 Standard 'Vanguard' 1954.
 Triumph 'Mayflower' 1950-53.

51420A F700-EF Mk. VI, vertical dip. Export France; 8½" C.P.R.; 12v.; 3-pin adaptor; aluminised reflector; block lens; as 51341 except for rim.
 Standard 'Vanguard' 1954.

51467A F700 Mk. VI, Export U.S.A.; 8" C.P.R.; 12v.; Ward & Goldstone adaptor; less light unit.
 M.G. 'Midget' 1954.

51468A F700 Mk. VI, dip left. 12v.; double contact; aluminised reflector; block lens; as 51336, but less rim.
 Austin 'Champ' 1954.

51469A F700 Mk. VI, dip right. 12v.; double contact; aluminised reflector; block lens; as 51337, but less rim.
 Austin 'Champ' 1954.
 Rover '75' 1950-51.

51470A F700 Mk. VI, vertical dip. Export Europe (not France); 12v.; double contact; aluminised reflector; block lens; as 51339, but less rim.
 Austin 'Champ' 1954.

51471A F700-EF Mk. VI, vertical dip. Export France; 12v.; 3-pin adaptor; aluminised reflector; block lens; as 51341, but less rim.
 Austin 'Champ' 1954.

HEADLAMPS, Flush Fitting



Vehicle Application Reference—continued

MODEL F700—continued

51477A F700 Mk. VI, dip left. 8 $\frac{3}{8}$ " C.P.R.; 24v.; double contact; aluminised reflector; block lens; as 51336 except for bulb.

Commer 'Superpoise' and Forward Control (Diesel) 1954.

51490A F700 Mk. VI, dip right. 8 $\frac{3}{8}$ " C.P.R.; 24v.; double contact; aluminised reflector; block lens; as 51337 except for bulb.

Commer 'Superpoise' and Forward Control (Diesel) 1954.

51492A F700 Mk. VI, vertical dip. 8 $\frac{3}{8}$ " C.P.R.; 24v.; double contact; aluminised reflector; block lens; as 51339 except for bulb.

Commer 'Superpoise' and Forward Control (Diesel) 1954.

51509A F700 Mk. VI. Export U.S.A.; 8 $\frac{3}{8}$ " C.P.R.; 12v.; Ward & Goldstone adaptor; aluminised reflector; block lens.

Austin 'Healey 100' 1954.
Bentley 4 $\frac{1}{2}$ litre 1954.
Hillman 'Minx' 1954.
Morgan 4/4 1954.
Swallow 'Doretta' 1954.
Triumph 2-seater Sports 1954.

51529A F700 Mk. VI, vertical dip. Export Persia; 8 $\frac{1}{2}$ " C.P.R.; 12v.; double contact; aluminised reflector; block lens.

Standard 'Vanguard' 1954.

51530A F700 Mk. VI, dip right. 8 $\frac{1}{2}$ " C.P.R.; 12v.; double contact; aluminised reflector; block lens; as 51418 except for adaptor.

Standard 'Vanguard' 1954.

51533A F700LR Mk. VI, dip right. 8 $\frac{3}{8}$ " C.P.R.; 12v.; double contact; block lens; aluminised reflector.

Swallow 'Doretta' 1954.

51535A F700LR Mk. VI, vertical dip. Export Europe (not France); 8 $\frac{3}{8}$ " C.P.R.; 12v.; double contact; aluminised reflector; block lens; special long range light unit, otherwise as 51339.

Swallow 'Doretta' 1954.
Triumph 2-seater Sports 1954.

51537A F700LR Mk. VI, vertical dip. Export Europe (not France) 8 $\frac{1}{2}$ " C.P.R.; 12v.; double contact; aluminised reflector; block lens; long range light unit, otherwise as 51419.

Standard 'Vanguard' 1954.

51590A F700, vertical dip. Export France; 8 $\frac{3}{8}$ " C.P.R.; 12v.; 3-pin adaptor; block lens.

Allard 'P2' 1954.

51591A F700LR-EF Mk. VI, vertical dip. Export France; 8 $\frac{3}{8}$ " C.P.R.; 12v.; 3-pin adaptor; silvered reflector; block lens; long range light unit.

Bristol '403' 1954.

51639A F700 Mk. VI, dip left. 8" C.P.R.; 24v.; double contact; aluminised reflector; block lens.

Dodge 145 (R6) Diesel 1954.

51640A F700 Mk. VI, dip right. 8" C.P.R.; 24v.; double contact; aluminised reflector; block lens.

Dodge 145 (R6) Diesel 1954.

MODEL F700—continued

51641A F700 Mk. VI, vertical dip. 8" C.P.R.; 24v.; double contact; aluminised reflector; block lens.

Dodge 145 (R6) Diesel 1954.

MODEL P700

51073A P700 Mk. III, dip left. 8" C.P.R.; 12v.; double contact; aluminised reflector; block lens with plain centre.

Rover '60' 1954; '75' 1952-54.

51334A P700 Mk. III, dip left. 8 $\frac{3}{8}$ " C.P.R.; 12v.; aluminised reflector; block lens with plain centre; as 51073 except for rim.

Allard 'K3' 1953; 'P2' 1953-54.
Bristol '401' 1953; '403' and '404' 1954.

51538A P700 Mk. VI, dip left. 8" C.P.R.; 12v.; double contact; aluminised reflector; block lens with plain centre.

M.G. 1 $\frac{1}{2}$ litre 1954.
Riley 1 $\frac{1}{2}$ litre 1954.

51546A P700 Mk. VI, dip left. 8 $\frac{3}{8}$ " C.P.R.; 12v.; double contact; aluminised reflector; block lens with plain centre; as 51596 except for light unit.

Sunbeam 'Alpine' 1954.
Sunbeam-Talbot '90' 1954.
Swallow 'Doretta' 1954.
Triumph 2-seater Sports 1954.

51596A P700 Mk. VI, dip left. 8 $\frac{3}{8}$ " C.P.R.; 12v.; double contact; aluminised reflector; block lens with plain centre; as 51546 except for light unit.

Alvis TA21 and TC21 1954.
Bristol '403' 1954.

MODELS PF and RF770

50751D RF770, dip left. 8 $\frac{3}{8}$ " C.P.R.; 12v.; double contact; silvered reflector; plain lens.

Bentley 4 $\frac{1}{2}$ litre 1946-51.

50778A PF770, dip left. 8 $\frac{1}{2}$ " C.P.R.; 12v.; double contact; silvered reflector; plain lens.

Jaguar 2 $\frac{1}{2}$ and 3 $\frac{1}{2}$ litre 1949-51; XK120 1951-54.

A50778A PF770, dip right. As 50778 except for bulb.

Jaguar 2 $\frac{1}{2}$ and 3 $\frac{1}{2}$ litre 1949-51; XK120 1951-54.

B50778A PF770, vertical dip. Export Europe (not France); as 50778 except for bulb.

Jaguar 2 $\frac{1}{2}$ and 3 $\frac{1}{2}$ litre 1949-51; XK120 1951.

50780A PF770-EF, vertical dip. Export France; 8 $\frac{3}{8}$ " C.P.R.; 3-pin adaptor; silvered reflector; plain lens.

Jaguar 2 $\frac{1}{2}$ and 3 $\frac{1}{2}$ litre 1949-51.

50781A PF770. Export U.S.A.; 8 $\frac{1}{2}$ " C.P.R.; 12v.; less light unit and bulb.

Jaguar 2 $\frac{1}{2}$ and 3 $\frac{1}{2}$ litre 1949-51; XK120 1951-54.

50817D RF770. Export U.S.A.; 8 $\frac{3}{8}$ " C.P.R.; 12v.; less light unit; as 50841 except for rim.

Bentley 4 $\frac{1}{2}$ litre 1949-51.

50825A PF770, dip left. 8 $\frac{3}{8}$ " C.P.R.; 12v.; double contact; silvered reflector; plain lens.

A.F.N. 'Mille Miglia' 1951-54.
Allard 'J' 1950; 'P' and 'M' 1949-50.
Aston Martin 2 $\frac{1}{2}$ litre 1951-52.
Austin 'Princess' 1948-49.
Daimler 2 $\frac{1}{2}$ litre and 'Consort' 1950-52.
Jensen 'Interceptor' Cabriolet 1950.
Jowett 'Jupiter' 1951.

MODELS PF and RF770—continued

A50825A PF770, dip right. As 50825 except for bulb.

A.F.N. 'Mille Miglia' 1951-54.
Austin 'Princess' 1948-49.
Daimler 2 $\frac{1}{2}$ litre 1950-51; 'Consort' 1950-52.
Jensen 'Interceptor' Cabriolet 1950.
Jowett 'Jupiter' 1951.

B50825A PF770, vertical dip. Export Europe (not France); as 50825 except for bulb.

Austin 'Princess' 1948-49.
Daimler 2 $\frac{1}{2}$ litre 1950-51; 'Consort' 1950-52.
Jensen 'Interceptor' Cabriolet 1950.
Jowett 'Jupiter' 1951.

50838A PF770, dip left. 8 $\frac{1}{2}$ " C.P.R.; 12v.; double contact; silvered reflector; plain lens.

Jaguar XK120 1949-50.

A50838A PF770, dip right. As 50838 except for bulb.

Jaguar XK120 1949.

B50838A PF770, vertical dip. Export Europe (not France); as 50838 except for bulb.

Jaguar XK120 1949-50.

50841A PF770. Export U.S.A.; 8 $\frac{1}{2}$ " C.P.R.; 12v.; less light unit; as 50817 except for rim.

Jaguar XK120 1949-50.

50848A PF770-EF, vertical dip. Export France; 8 $\frac{3}{8}$ " C.P.R.; 12v.; 3-pin adaptor; silvered reflector; plain lens.

Austin 'Princess' 1948-50.

50849A RF770, dip left. 8 $\frac{3}{8}$ " C.P.R.; 12v.; double contact; silvered reflector; plain lens.

Rolls-Royce 'Silver Wraith' 1951-54.

B50849A RF770, vertical dip. Export Europe (not France); as 50849 except for bulb.

Rolls-Royce 'Silver Wraith' 1951-54.

50864B RF770-EF, vertical dip. Export France; 8 $\frac{3}{8}$ " C.P.R.; 12v.; 3-pin adaptor; silvered reflector; plain lens.

Bentley 4 $\frac{1}{2}$ litre 1948-51.

50900A PF770, dip left. 8 $\frac{3}{8}$ " C.P.R.; 12v.; double contact; silvered reflector; plain lens.

Austin 'Princess' 1950-51.

A50900A PF770, dip right. As 50900 except for bulb.

Austin 'Princess' 1950.

B50900A PF770, vertical dip. Export Europe (not France); as 50900 except for bulb.

Austin 'Princess' 1950.

50913A PF770, dip left. 8 $\frac{3}{8}$ " C.P.R.; 12v.; double contact.

Daimler 2 $\frac{1}{2}$ litre (Hooper bodies) 1952-53; 'Consort' 1953.

50920A PF770, dip left. 8 $\frac{3}{8}$ " C.P.R.; 12v.; double contact; silvered reflector; plain lens.

Bristol '401' 1951-52.



HEADLAMPS, Flush Fitting

Vehicle Application Reference—continued

MODELS PF and RF770—continued

50933A PF770, dip left. 8 1/8" C.P.R.; 12v.; double contact; silvered reflector; plain lens.

Jaguar 2 1/2 litre 1951; 3 1/2 litre 1952-54.

A50933A PF770, dip right. As 50933 except for bulb.

Jaguar 2 1/2 litre 1951; 3 1/2 litre 1952-54.

B50933A PF770, vertical dip. As 50933 except for bulb.

Jaguar 3 1/2 litre 1951-52.

50935B PF770-EF, vertical dip. Export France; 8 1/8" C.P.R.; 12v.; 3-pin adaptor; silvered reflector; block lens.

Jaguar 2 1/2 litre 1951; 3 1/2 litre 1951-54.

50936A PF770. Export U.S.A.; 8 1/8" C.P.R.; 12v.; Ward & Goldstone adaptor; less light unit; as 51067 except for rim.

Jaguar 2 1/2 litre 1951.

50937A PF770. Export U.S.A.; 8 1/8" C.P.R.; 12v.; Ward & Goldstone adaptor; less light unit.

Daimler 2 1/2 litre 1951-53; 'Consort' 1950-53.

50942A PF770. Export U.S.A.; 8 1/8" C.P.R.; 12v.; Ward & Goldstone adaptor; less light unit.

A.F.N. 'Mille Miglia' 1951-54.
Aston Martin 2 1/2 litre 1951-52.
Jowett 'Jupiter' 1951.

50980A PF770, dip left. 8 1/8" C.P.R.; 12v.; double contact; silvered reflector; plain lens.

Daimler 2 1/2 litre (Hooper bodies) 1951-53; 'Regency' 1953.

50981B PF770-EF, vertical dip. Export France; 8 1/8" C.P.R.; 12v.; 3-pin adaptor; silvered reflector; plain lens.

Daimler 2 1/2 litre, 'Consort' and 'Regency' 1953.

51054A PF770, dip left. 8 1/8" C.P.R.; 12v.; double contact; silvered reflector; block lens.

Austin 'Princess' 1951-54.

A51054A PF770, dip right. As 51054 except for bulb.

Austin 'Princess' 1951-54.

B51054A PF770, vertical dip. Export Europe (not France); as 51054 except for bulb.

Austin 'Princess' 1951-54.

51065A PF770, dip left. 8 1/8" C.P.R.; 12v.; double contact; silvered reflector; block lens.

Armstrong Siddeley 'Sapphire' 1953-54.
Aston Martin 2 1/2 litre 1953-54.
Daimler 2 1/2 litre and 'Regency' 1953; 'Consort' later 1953.
Healey 'Abbot' and 'Tickford' 1952-54.
Jowett 'Jupiter' 1952-54.
Lagonda 3 litre 1954.

A51065A PF770, dip right. As 51065 except for bulb.

Armstrong Siddeley 'Sapphire' 1953-54.
Daimler 2 1/2 litre 1952-53; 'Consort' and 'Regency' 1953.
Jowett 'Jupiter' 1952-54.

MODELS PF and RF770—continued

B51065A PF770, vertical dip. Export Europe (not France); as 51065 except for bulb.

Armstrong Siddeley 'Sapphire' 1953-54.
Daimler 2 1/2 litre 1952-53; 'Consort' 1950-53; 'Regency' 1953.
Jowett 'Jupiter' 1952-54.

51067A PF770. Export U.S.A.; 8 1/8" C.P.R.; Ward & Goldstone adaptor; less light unit; as 50936A except for rim.

Armstrong Siddeley 'Sapphire' 1953-54.
Aston Martin 2 1/2 litre 1954.
Jowett 'Jupiter' 1952-54.

51087B RF770-EF, vertical dip. Export France; 8 1/8" C.P.R.; 12v.; 3-pin adaptor; silvered reflector; plain lens.

Bentley 4 1/2 litre 1951.

51092A PF770-EF, vertical dip. Export France; 8 1/8" C.P.R.; 12v.; 3-pin adaptor; aluminised reflector; block lens.

Bristol '401' 1951-53.

51194B PF770-EF, vertical dip. Export France; 8 1/8" C.P.R.; 12v.; 3-pin adaptor; silvered reflector; block lens.

Jaguar XK120 1949-54.

51292A RF770, dip left. 8 1/8" C.P.R.; 12v.; double contact; silvered reflector; block lens.

Bentley 4 1/2 litre and 'Continental' 1952.

51293A RF770. Export U.S.A.; 8 1/8" C.P.R.; 12v.; double contact; less light unit and adaptor.

Bentley 4 1/2 litre 1951-52; 4 1/2 litre and 'Continental' 1953-54.

51294B RF770-EF, vertical dip. Export France; 8 1/8" C.P.R.; 12v.; 3-pin adaptor; aluminised reflector; block lens.

Bentley 4 1/2 litre and 'Continental' 1952.

51295A RF770, vertical dip. Export Europe (not France); 8 1/8" C.P.R.; 12v.; double contact; aluminised reflector; block lens.

Bentley 4 1/2 litre 1952-53; 4 1/2 litre 1953-54; 'Continental' 1952.

51296A RF770, dip left. 8 1/8" C.P.R.; 12v.; double contact; silvered reflector; plain lens.

Rolls-Royce 'Silver Dawn' 1953-54.

51422A RF770-EF, vertical dip. Export France; 8 1/8" C.P.R.; 12v.; 3-pin adaptor; silvered reflector; plain lens; as 51423 except for medallion marking.

Bentley 4 1/2 litre 1953-54.

51423A RF770-EF, vertical dip. Export France; 8 1/8" C.P.R.; 12v.; 3-pin adaptor; silvered reflector; as 51422 except for medallion marking.

Rolls-Royce 'Silver Dawn' 1953-54.

51462A RF770, dip left. 8 1/8" C.P.R.; double contact; silvered reflector; plain lens.

Bentley 'Continental' 1953-54.

MODELS PF and RF770—continued

B51462A RF770, vertical dip. As 51462 except for bulb.

Bentley 'Continental' 1953-54.

51464A RF770-EF, vertical dip. Export France; 8 1/8" C.P.R.; 12v.; 3-pin adaptor; silvered reflector; plain lens.

Bentley 'Continental' 1953-54.

51472A PF770, vertical dip. Export Switzerland; 8 1/8" C.P.R.; 12v.; double contact; aluminised reflector; block lens.

Jaguar 3 1/2 litre 1953.

51478A PF770, vertical dip. Export Switzerland; 8 1/8" C.P.R.; 12v.; double contact; silvered reflector; block lens.

Jaguar XK120 1952-54.

51479A PF770, vertical dip. Export Norway and Sweden; 8 1/8" C.P.R.; double contact; aluminised reflector; block lens.

Jaguar 3 1/2 litre 1953.

51480A PF770, vertical dip. Export Norway and Sweden; 8 1/8" C.P.R.; double contact; aluminised reflector; block lens.

Jaguar XK120 1952-54.

51482A PF770, dip right. 8 1/8" C.P.R.; 12v.; double contact; silvered reflector; block lens; as 51483 except for light unit and bulb.

Armstrong Siddeley 'Sapphire' 1953-54.

51483A PF770, vertical dip. Export Europe (not France); 8 1/8" C.P.R.; 12v.; double contact; silvered reflector; block lens; as 51482 except for light unit and bulb.

Armstrong Siddeley 'Sapphire' 1953-54.

51484A PF770-EF, vertical dip. Export France; 8 1/8" C.P.R.; 12v.; 3-pin adaptor; silvered reflector; block lens.

Armstrong Siddeley 'Sapphire' 1953-54.
Austin 'Princess' 1951-54.
Jowett 'Jupiter' 1953-54.

51493A RF770, dip left. 8 1/8" C.P.R.; 12v.; double contact; aluminised reflector; block lens.

Bentley 4 1/2 litre 1953-54.

51495A PF770, dip right. 8 1/8" C.P.R.; 12v.; double contact; silvered reflector; block lens.

Armstrong Siddeley 'Sapphire' 1953-54.

51553A PF770-LR. Export Switzerland; 8 1/8" C.P.R.; 12v.; double contact; silvered reflector; block lens; long range light unit.

Armstrong Siddeley 'Sapphire' 1953-54.

51560A PF770-LR, vertical dip. Export Europe (not France); 8 1/8" C.P.R.; 12v.; double contact; silvered reflector; block lens; long range light unit.

Aston Martin 2 1/2 litre 1954.

51561A PF770-EF, vertical dip. Export France; 8 1/8" C.P.R.; 12v.; 3-pin adaptor; silvered reflector; block lens.

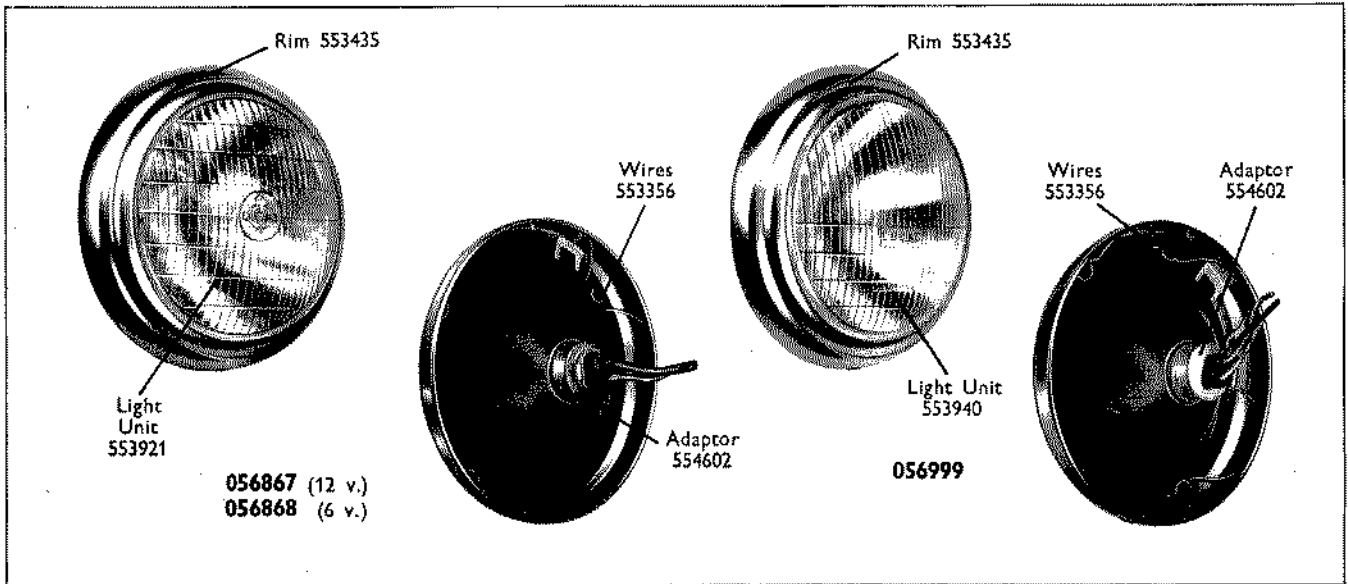
Aston Martin 2 1/2 litre 1954.

HEADLAMP CONVERSION SETS



These sets enable car owners to convert their existing headlamps to take advantage of the 700 Light Unit which incorporates the Lucas 'Block-Pattern' Lens. This lens affords a greater margin of road safety by controlling the distribution of light from the headlamps and reducing dazzle to oncoming traffic. A conversion set is intended for use with a 'double-dipping' light system, but may be used with single dip if this is desired. We recommend that Light Units are correctly aligned by the use of a Lucas 'Beamsetter'. Due to the special shape of the light beam, it is difficult to carry out accurate setting by using the older methods of headlamp adjustment which were suitable for the original separate reflector and lens.

The conversion sets consist of the following parts, which are assembled ready for fitting to the existing headlamp bodies.



M140/700

12 volt Part No. 056867
6 volt Part No. 056868

Home and Export, dip left (right hand drive)

Comprises of set of equipment suitable for converting M140 headlamps with separate lens and reflector to F700 light units incorporating Lucas 'Block-pattern' lens. (See also De Luxe Model M140-F700 on page H51.)

No. off	Description	Part No.
2	Rim or door	553435
2	Light unit	553921
2	Adaptor	554602
10	Wires, light unit fixing	553356
2	Bulb, 12 volt	354
2	Bulb, 6 volt	356

M133/F700

12 volt Part No. 057133
6 volt Part No. 057134

Home and Export, dip left (right hand drive)

Similar to M140/F700 sets but suitable for converting all 133 type headlamps (6" aperture) to double-dipping system or single dip if required.

No. off	Description	Part No.
2	Rim or door	553153
2	Light unit	553921
2	Plate assembly, rim clamp	553199
8	Wires, light unit fixing	500291
2	Adaptor	554602
2	Clip and wire, clamp plate	553227
2	Bulb, 12 volt	354
2	Bulb, 6 volt	373

M140/F700

12 volt Part No. 056999

Export Europe, not France (vertical dip)

Similar to Conversion Set Part No. 056867, but with Lucas 'Block-Pattern' lens suitable for European countries (except France).

No. off	Description	Part No.
2	Rim or door	553435
2	Light unit	553940
2	Adaptor	554602
10	Wires, light unit fixing	553356
2	Bulb	370



HEADLAMP CONVERSION SETS

Rim 553713

Adaptor 554603 (Non-Pilot)

Light Unit 553936
553921 (Non-Pilot)

51098 (With Pilot Light)
51099 (Non-Pilot Type)

Rim 553435

Wires 553356

Adaptor 554602

Light Unit 554308

057105

50806/S (Export U.S.A.)
Less Light Unit

553713

500291

553717

553718

Screw 553494

553715

553724

Adaptor (Pilot) 554710

Washer, rubber 554354

Adaptor, main 554602

Rim (Unit) 554872

Light Unit 555248

Rim 555254

Screw 552816

057179

554308 (Special Light Unit Conversion)

Rim 553153

Wires 500291

Adaptor 554602

Light Unit 553921

Plate 553199

Clip & Wire 553227

057133 (12 v.)
057134 (6 v.)

Rim 512893

Adaptor 554602

Light Unit 553921

Wires 553356

512892

HEADLAMP CONVERSION SETS



M140/P700 12 volt Part No. 057105

Home and Export, dip left (right hand drive)

Similar to M140/F700 sets, but with de luxe type light units. The chromium plated tripod and bulb shield, together with the attractive lens pattern, combine to give a longer centre driving beam.

No. off	Description	Part No.
2	Rim or door	553435
2	Light unit	554308
2	Adaptor	554602
10	Wires, light unit fixing	553356
2	Bulb	354

F700/P700 12 volt Part No. 554308

Home and Export, dip left (right hand drive)

A special light unit conversion, designed to enable the de luxe type unit to replace the standard F700 model, where required.

No. off	Description	Part No.
1	Light unit	554308

F575/F700 12 volt Part No. 50806/S

Export U.S.A., right hand dip (left hand drive)

Specially designed for the American market, and supplied less light unit and bulb. The increased light aperture, 5 $\frac{3}{4}$ " to 7", enables a larger American unit to be fitted. When requiring the above set complete with body, quote Part No. 50806A.

No. off	Description	Part No.
1	Rim or door	553713
5	Wires, light unit fixing	500291
1	Adaptor (W. & G.)	553724
1	Rim, seating	553717
1	Gasket, rubber	553718
1	Rim, clamping	553715
1	Screw, clamp rim fixing	553494

F575P/F700P 12 volt Part No. 51098

Home and Export, dip left (right hand drive)

For converting 5 $\frac{3}{4}$ " light aperture to 7" with Lucas 'Block-Pattern' lens light unit. Similar to 51099, but complete with pilot light.

No. off	Description	Part No.
2	Rim or door	553713
10	Wires, light unit fixing	500291
2	Light unit	553936
1	Adaptor	554603
2	Rim, seating	553717
2	Gasket, rubber	553718
2	Rim, clamping	553715
2	Screw, clamp rim fixing	553494
1	Bulb, main	354
1	Bulb, pilot	222

F575/F700 12 volt Part No. 51099

Home and Export, dip left (right hand drive)

For converting 5 $\frac{3}{4}$ " light aperture to 7" with Lucas 'Block-Pattern' light unit. Similar to 51098, less pilot light.

No. off	Description	Part No.
2	Rim or door	553713
10	Wires, light unit fixing	504665
2	Light unit	553921
1	Adaptor	554602
2	Rim, seating	553717
2	Gasket, rubber	553718
2	Rim, clamping	553715
2	Screw, clamp rim fixing	553494
1	Bulb	354

FF133P/F700P 6 volt Part No. 057179

Home and Export, dip left (right hand drive)

Exclusively marketed for Morris 8 h.p. Models 1939-48. The inclusion of a specially designed flange enables a 7" Lucas 'Block-Pattern' light unit to be fitted. Pilot light incorporated.

No. off	Description	Part No.
2	Rim or door	555254
2	Screw, rim or door fixing	552816
2	Light unit	555248
2	Adaptor, main	554602
2	Adaptor, pilot	554710
2	Rim, unit	554872
2	Gasket, rubber	552906
2	Gasket, rubber, pilot	554354
2	Bulb, main	373
2	Bulb, pilot	988

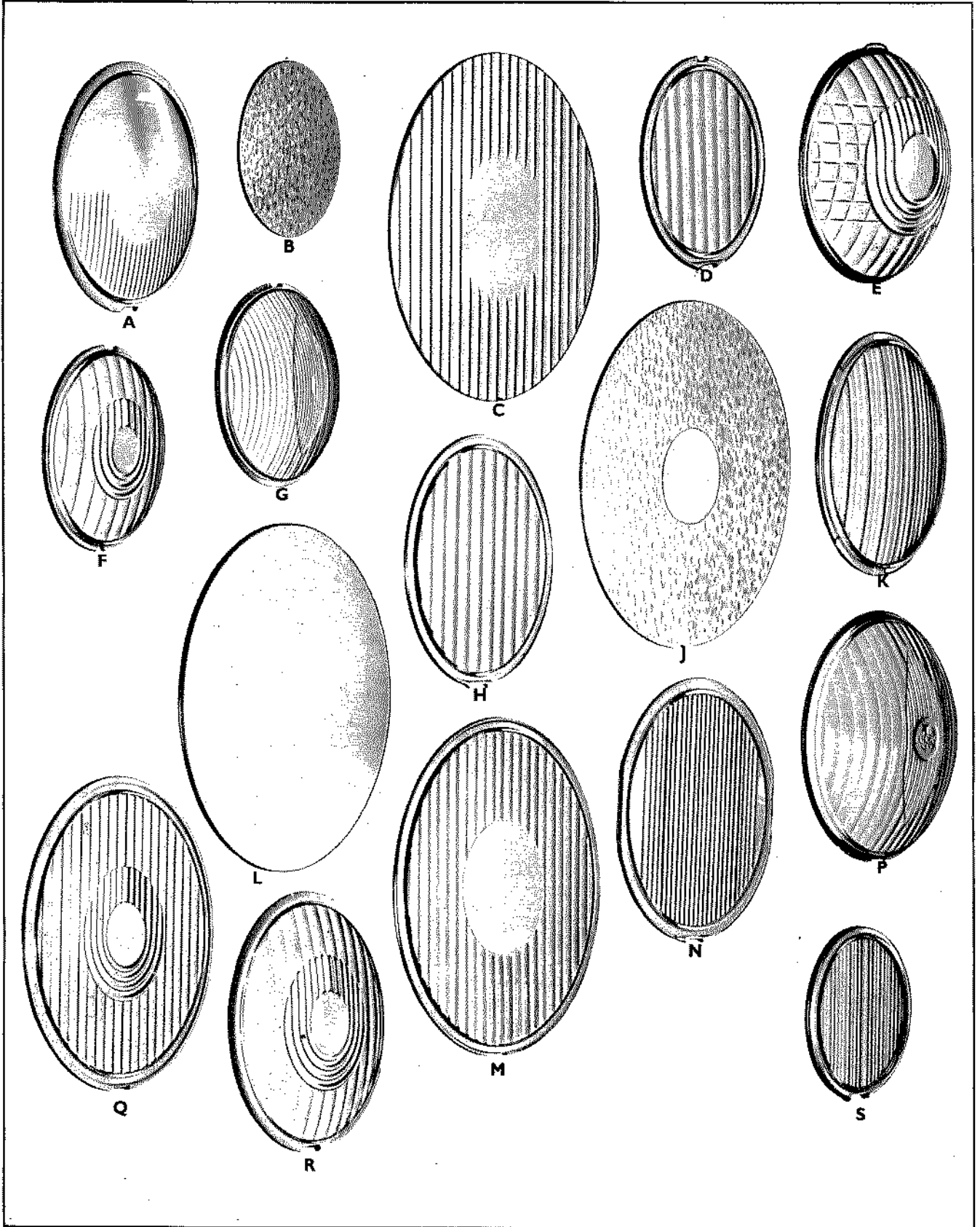
M150/F700 12 volt Part No. 512892

Home and Export, dip left (right hand drive)

Specially designed chromium plated rim houses the up-to-date light unit with 'Block-Pattern' lens, and is quickly fitted to all 150 type headlamps.

No. off	Description	Part No.
2	Rim or door	512893
2	Light unit	553921
2	Adaptor	554602
10	Wires, light unit fixing	553356
2	Bulb	354

HEADLAMP LENSES



See page H53 for details.

HEADLAMP LENS CHART



Lens Diameter (overall)	Lens Part No.	Fitted to Models	Description	Illustration
5 $\frac{7}{16}$ "	552282	L-H-O	Flat, fluted	S
5 $\frac{1}{2}$ "	551993	L-H-O	Flat, difusa	B
6 $\frac{3}{8}$ "	503403	LBD133, MBD133	Domed, U-shaped flutes	F
6 $\frac{1}{2}$ "	516144	L131, L133, LD132, LD133, LD134, M42, R35	Flat, difusa	B
6 $\frac{1}{2}$ "	550875	MD133, MD134	Deep domed, diamond	G
6 $\frac{9}{16}$ "	516199	L133, LD133	Flat, fluted	D
7 $\frac{3}{8}$ "	550280	MD145	Deep domed, U-shaped flutes	E
7 $\frac{9}{16}$ "	509757	FF133	Oval, domed, fluted	K
7 $\frac{3}{8}$ "	507586	LBD141, MBD140, MBD141, MBD143, MBD147, MBD148, MD140, MD141 ..	Deep domed, diamond	P
7 $\frac{3}{8}$ "	516173	L140, M140, MD140, MBD143	Flat, difusa	B
7 $\frac{13}{16}$ "	551308	LBD140, LD140, LBD147, LD147, LBD148S, MBD140, MD140, MBD148, MD143, MBD147, MBD148	Domed, U-shaped flutes	R
7 $\frac{13}{16}$ "	551674	MG140	Flat, fluted	H
7 $\frac{3}{8}$ "	504224	LBD147, MBD140, MBD147	Domed, lower half vertical flutes	A
8 $\frac{1}{4}$ "	510770	LG150, M150, MBD150	Flat, fluted	N
8 $\frac{1}{2}$ "	505235	LBD151, MBD150, MBD153, MD153	Deep domed, diamond	G
8 $\frac{1}{2}$ "	505975	L150, M150, MB150	Flat, difusa	B
8 $\frac{1}{2}$ "	551070	MBD150	Deep domed, diamond	G
8 $\frac{1}{2}$ "	551093	LBD150, MBD150	Domed, U-shaped flutes	F
8 $\frac{3}{4}$ "	500371	P80	Flat, U-shaped flutes	F
9 $\frac{1}{8}$ "	501884	LBD163, LBD166, LBD169, MBD165, MBD166, QBD169S	Domed, lower half vertical flutes	A
9 $\frac{1}{8}$ "	507163	LBD163, LBD165, LBD166, MBD147, MBD166, QBD166S	Domed, U-shaped flutes	F
9 $\frac{1}{8}$ "	508724	LBD163, LBD165, LBD166, MBD150, MBD166	Deep domed, diamond	G
10 $\frac{1}{4}$ "	504384	QK596	Flat, U-shaped flutes	Q
10 $\frac{13}{16}$ "	503778	P100	Flat, fluted, plain centre	M
11 $\frac{1}{4}$ "	506411	R100	Flat, plain	L
11 $\frac{1}{4}$ "	506508	R100	Flat, fluted, plain centre	C
11 $\frac{1}{4}$ "	509689	P100	Flat, difusa, plain centre	J
11 $\frac{1}{4}$ "	509689R	R100	Flat, fluted, plain centre (special for Rolls-Royce)	J



HEADLAMPS, SUPERSESSION CHART

Part No.	Replaced by	Part No.	Replaced by	Part No.	Replaced by	Part No.	Replaced by
50045	50711	50304	50634	50557	50555	B50821	50986
50046	50712	50305	50625	50558	50556	50826	50825
50095	50624	50306	50947	50570	50319	50835	51417
50096	50625	50311	50751	50571	50825	A50835	51418
50098	50473	50314	50741	50573	50572	B50835	51419
50102	50753	50315	50743	50577	50613	50836	51417
50103	50752	50316	50741	50578	50613	50839	50838
50107	50707	50317	50742	50579	51344	50840	51194
50108	50708	50323	50753	50583	50511	50852	50825
50141	50081	50325	50600	50584	50512	A50852	A50825
50142	50079	50326	50601	50585	50519	B50852	B50825
50144	50723	50336	50440	50588	50711	50854	51014
50149	50147	50337	50441	50589	50712	A50854	51016
50153	50511	50338	50713	50591	50707	B50854	51015
50154	50512	50339	50714	50592	50708	50855	51014
50155	50624	50344	50752	50593	50709	50857	50974
50156	50625	50345	50753	50595	50752	A50857	51469
50165	51369	50360	50613	50596	50752	B50857	50976
50166	51369	A50360	A50613	50597	50752	50858	50974
50174	50500	50361	50614	50598	50753	50859	50977
50175	50501	50362	50982	50602	50713	50861	50600
50178	50601	50370	50649	50605	50793	50862	50601
50181	50150	50379	50565	50612	51336	50869	50985
50182	50151	50380	50566	50614	50613	A50869	50877
50194	50555	50383	50741	50623	50473	B50869	50986
50195	50556	50384	50742	50632	50649	50870	50985
50196	50719	50402	50711	50633	50746	50876	50987
50197	50720	50403	50712	50635	50625	50878	51336
50201	50364	50406	50754	50647	50645	50879	51344
50202	50364	50429	50751	50648	50646	A50879	51345
50204	50511	50431	50433	50694	51336	B50879	50994
50205	50512	50432	50434	50695	51336	50880	51336
50210	50473	50439	50427	50700	50984	50881	51344
50211	50473	50442	50440	50705	50825	50884	51417
50213	50472	50443	50441	A50705	A50825	50885	51417
50215	50199	50444	50794	B50705	B50825	50893	50894
50216	50200	50445	51336	50706	50185	50895	51017
50217	50555	A50445	51337	50716	50752	A50895	50873
50218	50556	B50445	51339	50717	50753	B50895	51018
50221	50219	50446	51336	50718	50523	50896	51017
50222	50220	50452	50511	50724	50723	50901	50900
50223	50219	50453	50512	50728	51017	50914	51020
50224	50220	50454	50511	A50728	50873	50915	51020
50227	50561	50455	50512	B50728	51018	50934	50933
50228	50562	50458	50523	50729	51017	50941	51336
50231	50565	50459	50523	50734	50793	50950	50292
50232	50566	50460	50511	A50734	A50793	50954	51336
50233	50555	50461	50512	B50734	B50793	50959	51344
50234	50556	50465	50464	50735	50982	50960	51345
50235	50561	50474	50472	50755	51369	50961	51346
50236	50562	50475	50473	50756	51369	50962	50966
50237	50561	50478	50511	A50756	51370	50963	51339
50238	50562	50481	50752	B50756	51371	50967	51339
50245	50148 and 504801	50482	50753	50775	50877	50968	51419
50250	50146	50483	50523	50779	50778	50975	51469
50251	50147	50490	50753	50790	50966	50990	50986
50253	50752	50491	50753	50792	50613	50992	51344
50254	50753	50508	50501	A50792	A50613	50993	51345
50261	50659	50515	50511	B50792	B50613	50994	51346
50262	51344	50516	50512	50795	51418	50995	50985
A50262	51345	50526	50364	50798	50985	50996	50986
B50262	51346	50527	50364	50799	51344	51010	51417
50263	51344	50528M	51345	A50799	50528	51011	51419
50264	50723	50537	50529	B50799	50961	51012	51418
50274	50177	50549	50746	50802	50679	51019	50873
50284	50523	50550	50982	50803	51337	51026	51017
50285	50124	A50550	50605	50804	51337	51055	51054
50291	50523	B50550	50983	50808	50978	51056	51484
50300	50709	50551	50982	50821	50985	51066	51065
50303	50364	50554	50601	A50821	50877	51078	51014
						51079	51015


HEADLAMPS, SUPERSESSION CHART



Part No.	Replaced by	Part No.	Replaced by	Part No.	Replaced by	Part No.	Replaced by
51080	51016	504743	50752	507478	50625	509333	50531
51088	51293	504847	50150	507481	50624	509337	50150
51089	51296	504848	50151	507482	50625	509338	50151
51138	50200	504884	50079	507488	50177	509400	50511
51139	50219	505111	553145, 553065 and 500291	507543	50741	509401	50512
51140	50220			507544	50742	509454	50085
51216	51065	505149	50472	507566	50472	509455	50170
A51216	A51065	505150	50473	507567	50473	509578	50087
B51216	B51065	505302	50532	507572	50741	509579	50086
51217	50980	505303	50533	507573	50742	509600	50163
51218	50981	505340	50533	507578	50741	509601	50164
51240	50978	505341	50533	507579	50742	509702	50089
51246	51344	505640	50081	507744	50540	509718	50088
51247	51345	505641	50079	507745	50541	509946	50511
51335	51336	505814	50176	507774	50543	509947	50512
51338	51337	505815	50177	507775	50542	509956	50753
51340	51339	505960	50752	507870	50719	509958	50101
51342	51341	505961	50753	507871	50720	509959	50753
51353	51014	505962	50752	507872	50104	509960	50101
51354	51018	505963	50601	507873	50720	511827	551912 and 504804
51355	50873	506096	50530	507912	50624	550202	50150
51378	51344	506097	50531	507913	50625	550203	50151
51380	51345	506105	50151	507950	50500	550256	50555
51391	50528	506110	50601	507951	50501	550257	50556
51392	51346	506111	50150	508292	50500	550260	50555
51393	50978	506112	50151	508293	50501	550261	50556
51394	50807	506113	50150	508332	50708	550418	50753
51407	51344	506114	50151	508333	50707	550419	50753
51408	51346	506146	50150	508358	50711	550422	50101
51409	51345	506333	50199	508359	50712	550423	50753
51414	51411	506334	50200	508404	50441	550424	50752
51496	51336 and 373	506358	553145, 553065 and 500291	508405	50720	550424	50752
51498	51337 and 307			508489	50081	550504	50752
51536	51339 and 350	506570	50532	508490	50079	550505	50753
51648	51640	506571	50533	508493	50083	550586	50101
51649	51641	506656	50080	508494	50082	550587	50753
51650	51639	506657	50079	508508	50083	550627	50171
500089	50079	506903	50434	508509	50082	550628	50170
500405	50161	506904	50433	508512	50171	550653	50658
500553	50512	506908	50512	508513	50170	550654	50659
500560	50441	506909	50511	508514	50085	550736	50176
500603	50511	506914	50519	508515	50170	550737	50177
500624	50440	506915	50752	508516	50170	550738	50177
500625	50441	506916	50753	508517	50081	550814	50199
500983	50512	506941	50511	508571	50079	550815	50200
501038	50511	506942	50512		553145, 553065 and 500291	550944	50753
501550	50753	507062	50441	508573	553148, 553065 and 500291	550945	50752
501772	50162	507063	50440		553080 and 506361	550984	50364
501774	50162	507064	50753	508598		550985	50364
502112	50601	507065	50752	508609	50083	550985	50742
502148	50600	507078	50742	508610	50082	551071	50741
503352	50150	507079	50741	508611	50083	551210	50511
503367	50151	507083	50752	508612	50170	551211	50512
503888	50752	507084	50753	508622	50079	551236	50511
503889	50753	507096	50741	508662	50083	551237	50512
504048	50541 and 504801	507097	50752	508663	50082	551506	50649
504049	50542	507098	50753	509106	50511	551522	50260
504142	50151	507099	50742	509107	50512	551523	50659
504169	50151	507155	50150	509192	50512	551652	50711
504249	50473	507156	50151	509301	50330	551653	50712
504397	50163	507235	50530	509302	50331	551809	553147 and 553065
504398	50164	507236	50531	509310	50530	551952	50124
504562	50752	507292	508755 and 504801	509324	50330	552702	553476, 553483 and 553480
504563	50753	507390	50707	509325	50331		553961, 553483 and 553480
504570	50441	507391	50708	509329	50150		
504571	50440	507441	50707	509330	50151	552791	
504591	50753	507442	50708	509332	50530		
504611	50150	507475	50624				
504612	50151	507476	50625				
504742	50753	507477	50624				

LUCAS

J




Model	Part No.	Finish	Lens	Voltage	Diameter	Contact	Switch	Knob	Bracket
FFT462P	50417	Chromium	Block	12	5 11/16"	Single	—	—	—
FFT462	55043	Chromium	Block	12	5 11/16"	Single	—	—	—
	55150	Chromium	Block	12	5 11/16"	Single	—	—	—
SFT462	55155	Black	Block	12	5 1/8"	Single	—	—	—
	053191	Chromium	Block	6	5 1/8"	Single	031218	314026	056117
	053192	Chromium	Block	12	5 1/8"	Single	031218	314026	056117
FT58	55009	Chromium	Shallow, domed, fluted	12	6 1/8"	Single	—	—	—
FT58-2	55044	Chromium	Flat, fluted, U-shaped centre flutes	12	6 1/8"	Single	—	—	—
FT67	053172	Chromium	Flat, fluted	6	9 1/8"	Single	031218	314026	056117
	053173	Chromium	Flat, fluted	12	9 1/8"	Single	031218	314026	056117
FT67A	55030	Chromium	Flat, fluted	12	9 1/8"	Single	—	—	—
CFT57	55027	Black, C.P.R.	Shallow, domed, fluted	12	6 1/8"	Single	—	—	—
	55064	Grey, C.P.R.	Shallow, domed, fluted	12	6 1/8"	Single	—	—	—
SFT575	55029	Chromium	Fluted	12	6 1/4"	Single	—	—	—
FFT575	55052	Chromium	Fluted	12	7 1/8"	Single	—	—	—
	55080	—	Fluted	12	—	Single	—	—	—
	55090	Chromium	Fluted	12	7 1/8"	Single	—	—	—
RSFT700	55031	Chromium	Flat, fluted	12	7 1/4"	Single	—	—	—

C.P.R. .. Chromium plated rim Lamp part number includes switch and bracket where shown

continued



FOG, PASS AND DRIVING LAMPS



Model	Part No.	Finish	Lens	Voltage	Diameter	Contact	Switch	Knob	Bracket
SFT700	55156	Chromium	Block	12	7 $\frac{1}{4}$ "	Single	—	—	—
	053205	Chromium	Block	6	7 $\frac{1}{4}$ "	Single	031218	314026	056117
	053206	Chromium	Block	12	7 $\frac{1}{4}$ "	Single	031218	314026	056117
	053297	Chromium	Block	6	7 $\frac{1}{4}$ "	Single	31201	314403	—
	053298	Chromium	Block	12	7 $\frac{1}{4}$ "	Single	31201	314403	—
SFT576	55151	Chromium	Block	12	5 $\frac{3}{4}$ "	Double	—	—	—
	053271	Chromium	Block	6	5 $\frac{3}{4}$ "	Single	31201	314403	056117
	053272	Chromium	Block	12	5 $\frac{3}{4}$ "	Single	31201	314403	056117
	053301	Chromium	Block	6	5 $\frac{3}{4}$ "	Single	31201	314403	—
	053302	Chromium	Block	12	5 $\frac{3}{4}$ "	Single	31201	314403	—
SLR576	053276	Chromium	Plain	6	5 $\frac{3}{4}$ "	Single	31201	318352	056117
	053277	Chromium	Plain	12	5 $\frac{3}{4}$ "	Single	31201	318352	056117
	053303	Chromium	Plain	6	5 $\frac{3}{4}$ "	Single	31201	318352	—
	053304	Chromium	Plain	12	5 $\frac{3}{4}$ "	Single	31201	318352	—
SLR700	053238	Chromium	Plain	6	7 $\frac{1}{4}$ "	Single	—	—	—
	053239	Chromium	Plain	12	7 $\frac{1}{4}$ "	Single	—	—	—
	053274	Chromium	Plain	6	7 $\frac{1}{4}$ "	Single	31201	318352	056117
	053275	Chromium	Plain	12	7 $\frac{1}{4}$ "	Single	31201	318352	056117
	053299	Chromium	Plain	6	7 $\frac{1}{4}$ "	Single	31201	318352	—
	053300	Chromium	Plain	12	7 $\frac{1}{4}$ "	Single	31201	318352	—
CFT700S	053240	Black, C.P.R.	Block	6	7 $\frac{1}{4}$ "	Single	031218	314026	056117
	053241	Black, C.P.R.	Block	12	7 $\frac{1}{4}$ "	Single	031218	314026	056117
	053242	Black, C.P.R.	Block	24	7 $\frac{1}{4}$ "	Double	031218	314026	056117
CLR700	55152	Black, C.P.R.	Plain	12	7 $\frac{1}{4}$ "	Double	—	—	—
	55153	Black, C.P.R.	Plain	24	7 $\frac{1}{4}$ "	Double	—	—	—
WFT462	053195	Chromium	Block	6	5 $\frac{1}{8}$ "	Single	—	—	—
	053196	Chromium	Block	12	5 $\frac{1}{8}$ "	Single	—	—	—

C.P.R. . . Chromium plated rim Lamp part number includes switch and bracket where shown

FOG, PASS AND DRIVING LAMPS




BEADS AND EXCLUDERS




508736




534722



533543 (5 $\frac{3}{8}$ " dia.)
533097 (6 $\frac{3}{8}$ " dia.)



552806 (7 $\frac{1}{8}$ " dia.)
552857 (5 $\frac{1}{16}$ " dia.)



552823 (7 $\frac{1}{8}$ " dia.)
552856 (5 $\frac{1}{16}$ " dia.)




553694

FIXING BRACKET




056117


RIMS




509482
Suitable For
FT58 Lamp
No. 55009A




552822




530714



532589



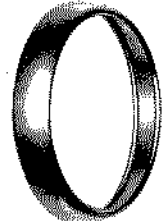
533088



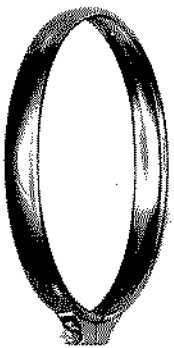
533377
533334 (with Mocif)



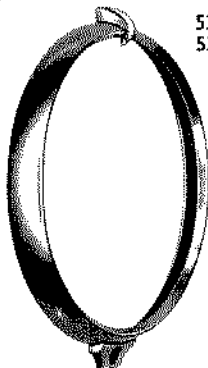
534494




534295
535176 (Black)



534957



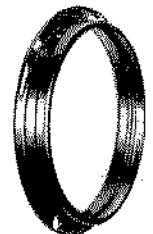
552746



552864



552805



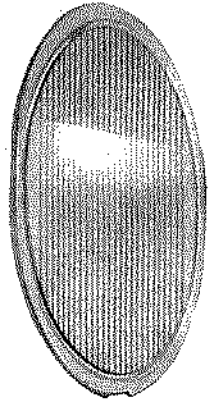
552855

RIM, LIGHT UNIT RETAINING

For detailed spare parts, see pages J5-J8.

FOG, PASS AND DRIVING LAMPS

LENSES



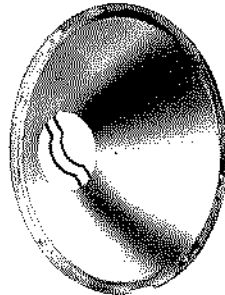
510770



533597

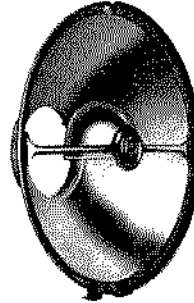


530716

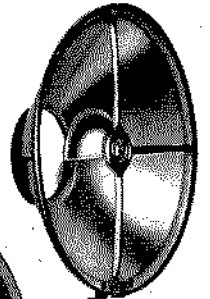


530718

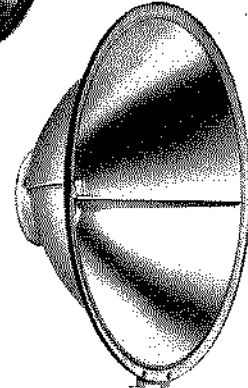
REFLECTORS



532588

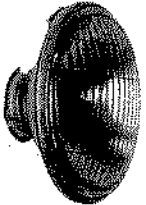


533091




533318

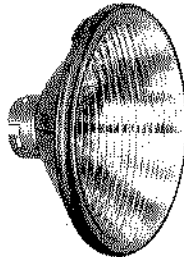
LIGHT UNITS



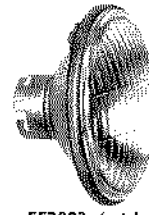
534736 (Amber Lens)
534737 (Clear Lens)



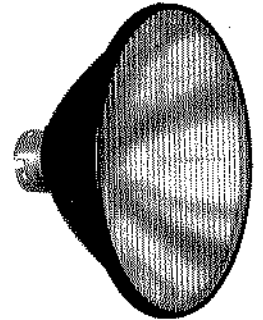
534702 (Aluminised Reflector)
554317 (Silvered)
534703 (Amber Lens)




552499 (Stepped Reflector)
553591 (Plain Reflector)




552883 (with Pilot)
552884



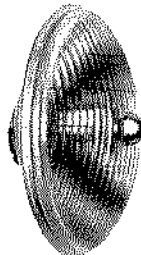
552740



554617



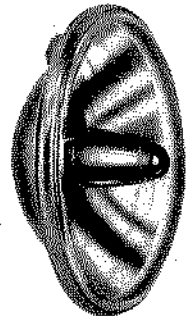
554640
554641 (Amber Lens)



554813
554820 (Amber Lens)



554816
554365 (Amber Lens)



555313
554973 (Amber Lens)

For detailed spare parts, see pages J5-J8.

FOG, PASS AND DRIVING LAMPS



DETAILED SPARE PARTS

Part No.	50417E	*55007A	55009A	*55010A	*55022A	*55025A	55027B	55029E
Model	FFT462P	FT57	FT58	FT57	FT57	236	CFT57	SFT575
Finish	C.P.R.	Black, C.P.R.	Chromium	Chromium	Chromium	Chromium	Black, C.P.R.	Chromium
Rim or door	552864	532589	509482	532589	532589	530714	532589	534343
Screw or catch, rim fixing	552816	532590	552255	532590	532590	552255	532590	144921
Springs, set, fixing	—	504665	516190	504665	504665	516190	504665	504665
Bead	—	533543	533543	533543	533543	508736	533543	—
Lens	—	533597	533597	533597	533597	530716	533597	—
Backshell	—	532584	532584	532584	532584	551444	533459	—
Bulb holder or adaptor	554609	532611	532611	532611	532611	504804	504804	554607
Excluder	552857	—	—	—	—	—	—	—
Light unit	552883	—	—	—	—	—	—	552499
Reflector	—	532588	532588	532588	532588	530718	534403	—
Rim, light unit	552855	—	—	—	—	—	—	—
Shield, bulb	552492	532581	532581	532581	532581	—	—	552492
Nut, fixing bolt	—	533537	180364	533537	533537	533537	180364	180364
Junction box	—	770002	770002	770002	—	—	—	—
Bulb, 6 volt	—	—	—	130	—	—	—	—
Bulb, 12 volt	325, †222	87	87	87	87	57	57	185
Gasket, body	552856	—	—	—	—	—	—	—
Switch	—	—	—	031218	—	—	—	—
Knob	—	—	—	314026	—	—	—	—
Bracket	—	—	—	056117	—	—	—	—

Part No.	55030A	55031A	*55039A	55043A	55044A	*55047A	*55049B	55052F
Model	FT67A	RSFT700S	FT57	FFT462	FT58-2	FT67	SFT462	FFT575
Finish	Chromium	Chromium	Chromium	C.P.R.	Chromium	Chromium	Chromium	C.P.R.
Rim or door	533334	552746	532589	552864	533088	533377	534295	552822
Screw or catch, rim fixing	509936	552718	532590	552816	552255	509936	144921	553494
Springs, set, fixing	533320	—	504665	—	516190	533320	504665	—
Bead	508736	—	533543	—	533097	508736	—	—
Lens	510770	—	533597	—	530716	510770	—	—
Backshell	532584	—	532584	—	532598	532584	—	—
Bulb holder or adaptor	532611	554607	532611	554607	504804	532611	554607	554607
Excluder	—	—	—	552857	—	—	—	552806
Light unit	—	552740	—	552884	—	—	552884	552499
Reflector	533318	—	532588	—	533091	533318	—	—
Rim, light unit	—	—	—	552855	—	—	—	552805
Shield, bulb	502745	—	532581	552492	—	502745	552492	552492
Nut, fixing bolt	180377	180377	533537	—	180361	533537	180377	—
Junction box	—	—	770002	—	—	770002	—	—
Bulb, 12 volt	87	185	87	325	57	87	325	325
Gasket, body	—	—	—	552856	—	—	—	552823

Part No.	*55055D	*55062B	*55063B	55064B	*55074D	*55075B	*55076B	*55077A
Model	SFT700S	SFT462	SFT462	CFT57	FFT575	SFT462	SFT700S	FT67A
Finish	Chromium	Chromium	Chromium	Grey, C.P.R.	C.P.R.	Chromium	Chromium	Chromium
Rim or door	534494	534295	534295	532589	—	534295	534494	533377
Screw or catch, rim fixing	552816	144921	144921	532590	—	144921	552816	509936
Springs, set, fixing	—	504665	504665	504665	—	504665	—	533320
Bead	—	—	—	533543	—	—	—	508736
Lens	—	—	—	533597	—	—	—	510770
Backshell	—	—	—	533459	—	—	—	532584
Contact assembly	534493	—	—	—	—	—	534493	—
Bulb holder or adaptor	—	554607	554607	504804	554607	554607	—	532611
Excluder	—	—	—	—	553694	—	—	—
Light unit	534702	552884	552884	—	552499	552884	534702	—
Reflector	—	—	—	534403	—	—	—	533318
Rim, light unit	—	—	—	—	552805	—	—	—
Shield, bulb	552492	552492	552492	—	552492	552492	552492	502745
Nut, fixing bolt	180364	180377	533537	180364	—	180377	180364	533537
Junction box	—	—	770002	770002	—	—	—	—
Bulb, 6 volt	173	—	—	—	—	172	173	130
Bulb, 12 volt	323	325	325	57	325	325	323	87
Gasket, body	—	—	—	—	552823	—	—	—

For illustrations, see pages J6-J7.

* See Supersession Chart

† Pilot bulb


C.P.R. . . . Chromium plated rim



FOG, PASS AND DRIVING LAMPS

DETAILED SPARE PARTS

BULBHOLDERS, ADAPTORS & BACKSHELLS



Part No.	55080B	*55081A	*55084B	*55085A	*55087A	55090A	*55092A	*55094A	*55120A
Model	FFT575	SLR700S	SFT700S	SFT462	WFT462	FFT575	SFT700S	SFT700S	SLR700S
Finish	—	Chromium	Chromium	Chromium	Chromium	C.P.R.	Chromium	Chromium	Chromium
Rim or door	—	534494	534494	534295	534295	552822	534494	534494	534494
Screw or catch, rim fixing	—	552816	552816	144921	113611	553494	552816	552816	552816
Springs, set, fixing	—	—	—	504665	504665	—	—	—	—
Contact assembly	—	534493	534493	—	—	—	534493	534493	534493
Bulb holder or adaptor	554607	—	—	534727	534727	554607	—	—	—
Excluder	553694	—	—	—	†534722	552806	—	—	—
Light unit	553591	554617	534702	534737	534737	553591	534702	554317	554617
Rim, light unit	552805	—	—	—	—	552805	—	—	—
Shield, bulb	—	534509	552492	552492	552492	—	552492	552492	534509
Nut, fixing bolt	—	180364	180364	180377	181261	—	—	180364	180364
Bulb, 6 volt	—	172	173	173	173	—	—	173	172
Bulb, 12 volt	321	185	323	325	325	321	323	323	185
Gasket, body	552823	—	—	—	—	552823	—	—	—

Part No.	*55121A	*55122A	*55123A	*55127B	*55128B	*55131B	*55132B	*55133B	55150A
Model	CFT700S	CFT700S	CFT700S	SFT576	SFT576	SLR576	SLR576	SFT576	FFT462
Finish	Black, C.P.R.	Black, C.P.R.	Black, C.P.R.	Chromium	Chromium	Chromium	Chromium	Chromium	Chromium
Rim or door	534957	534957	534957	—	—	—	—	—	552864
Screw or catch, rim fixing	122431	122431	122431	—	—	—	—	—	552816
Bulb holder or adaptor	554645	554642	554642	554667	554667	554667	554667	554667	554607
Excluder	—	—	—	—	—	—	—	—	552857
Light unit	554640	554640	554640	554813	554813	554816	554816	554820	552884
Rim, light unit	—	—	—	—	—	—	—	—	552855
Shield, bulb	552492	552492	552492	—	—	—	—	—	552492
Nut, fixing bolt	180377	180377	180377	180377	180377	180377	180377	180377	—
Bulb, 6 volt	173	—	—	173	—	172	—	—	—
Bulb, 12 volt	—	326	—	—	323	—	185	323	325
Bulb, 24 volt	—	—	330	—	—	—	—	—	—
Gasket, body	—	—	—	—	—	—	—	—	552856
Grommet	458658	458658	458658	—	—	—	—	—	—

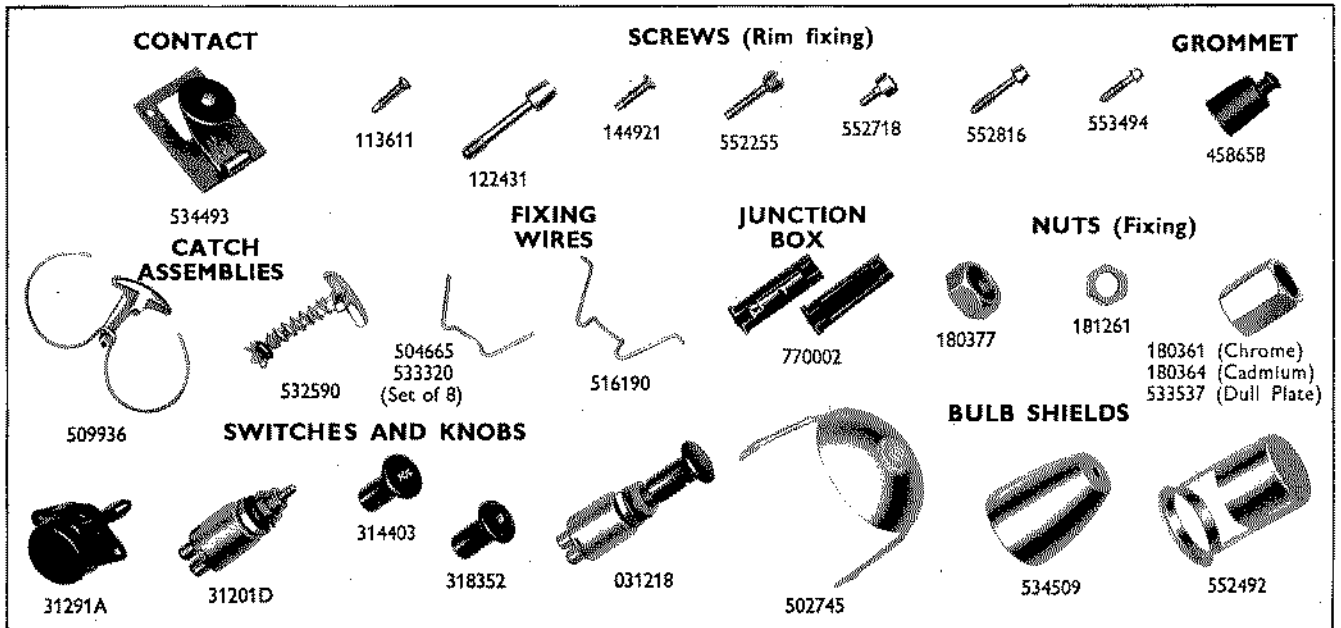
* See Supersession Chart † Rubber seating washer C.P.R. ... Chromium plated rim

continued

FOG, PASS AND DRIVING LAMPS



DETAILED SPARE PARTS



Part No.	55151A	55152A	55153A	55155A	55156A	*053013	*053168	*053169	*053170
Model	SFT576	CLR700S	CLR700S	SFT462	SFT700	FT57	SFT462	SFT462	SFT700S
Finish	Chromium	Black, C.P.R.	Black, C.P.R.	Black	Chromium	Chromium	Chromium	Chromium	Chromium
Rim or door	—	534957	534957	535176	534494	532589	534295	534295	534494
Screw or catch, rim fixing	—	122431	122431	144921	552816	532590	144921	144921	552816
Springs, set, fixing	—	—	—	—	—	504665	504665	504665	—
Bead	—	—	—	—	—	533543	—	—	—
Lens	—	—	—	—	—	533597	—	—	—
Backshell	—	—	—	—	—	532584	—	—	—
Contact assembly	—	—	—	—	534493	—	—	—	534493
Bulb holder or adaptor	554822	554642	554642	554602	—	532611	554607	554607	—
Light unit or reflector	554813	555313	555313	552884	534702	532588	552884	552884	534702
Shield, bulb	—	—	—	552492	552492	532581	552492	552492	552492
Nut, fixing bolt	180377	180377	180377	180377	—	533537	180377	180377	180364
Junction box	—	—	—	—	—	770002	—	—	—
Bulb, 6 volt	—	—	—	—	—	—	172	—	173
Bulb, 12 volt	408	177	—	325	325	87	—	325	—
Bulb, 24 volt	—	—	331	—	—	—	—	—	—
Grommet	—	458658	458658	—	—	—	—	—	—
Lamp only	—	—	—	—	—	55010	55075	55075	55076
Switch	—	—	—	—	—	31291	031218	031218	031218
Knob	—	—	—	—	—	—	314026	314026	314026
Bracket	—	—	—	—	—	—	056117	056117	056117

Part No.	*053171	053172	053173	*053184	*053185	*053189	*053190	053191	053192
Model	SFT700S	FT67	FT67	SLR700S	SLR700S	SFT700S	SFT700S	SFT462	SFT462
Finish	Chromium	Chromium	Chromium	Chromium	Chromium	Chromium	Chromium	Chromium	Chromium
Rim or door	534494	533377	533377	534494	534494	534494	534494	534295	534295
Screw or catch, rim fixing	552816	509936	509936	552816	552816	552816	552816	144921	144921
Springs, set, fixing	—	533320	533320	—	—	—	—	504665	504665
Bead	—	508736	508736	—	—	—	—	—	—
Lens	—	510770	510770	—	—	—	—	—	—
Backshell	—	532584	532584	—	—	—	—	—	—
Contact assembly	534493	—	—	534493	534493	534493	534493	—	—
Bulb holder or adaptor	—	532611	532611	—	—	—	—	534727	534727
Light unit	534702	—	—	554617	554617	534702	534702	534737	534737
Reflector	—	533318	533318	—	—	—	—	—	—
Shield, bulb	552492	502745	502745	534509	534509	552492	552492	552492	552492
Nut, fixing bolt	180364	533537	533537	180364	180364	180364	180364	180377	180377
Bulb, 6 volt	—	130	—	172	—	173	—	173	—
Bulb, 12 volt	323	—	87	—	185	—	323	—	325
Lamp only	55076	55077	55077	55081	55081	55084	55084	55085	55085
Switch	031218	031218	031218	—	—	031218	031218	031218	031218
Knob	314026	314026	314026	—	—	314026	314026	314026	314026
Bracket	056117	056117	056117	—	—	056117	056117	056117	056117

* See Supersession Chart

C.P.R. . . . Chromium plated rim

continued



FOG, PASS AND DRIVING LAMPS

DETAILED SPARE PARTS

Part No.	053195	053196	053205	053206	*053226	*053227	*053238	*053239	053240
Model	WFT462	WFT462	SFT700S	SFT700S	SFT700	SFT700S	SLR700S	SLR700S	CFT700S
Finish	Chromium	Chromium	Chromium	Chromium	Chromium	Chromium	Chromium	Chromium	Black, C.P.R.
Rim or door	534295	534295	534494	534494	534494	534494	534494	534494	534957
Screw or catch, rim fixing	113611	113611	552816	552816	552816	552816	552816	552816	122431
Springs, set, fixing	504665	504665	—	—	—	—	—	—	—
Contact assembly	—	—	534493	534493	534493	534493	534493	534493	—
Bulb holder or adaptor	534727	534727	—	—	—	—	—	—	554645
Excluder	†534722	†534722	—	—	—	—	—	—	—
Light unit	534737	534737	554317	554317	554317	554317	554617	554617	554640
Shield, bulb	552492	552492	552492	552492	552492	552492	534509	534509	552492
Nut, fixing bolt	181261	181261	180364	180364	180364	180364	180364	180364	180377
Bulb, 6 volt	173	—	173	—	173	—	172	—	173
Bulb, 12 volt	—	325	—	323	—	323	—	185	—
Lamp only	55087	55087	55094	55094	55094	55094	55120	55120	55121
Switch	031218	031218	031218	031218	031218	031218	—	—	031218
Knob	314026	314026	314026	314026	314026	314026	—	—	314026
Bracket	—	—	056117	056117	—	—	—	—	056117

Part No.	053241	053242	053271	053272	053274	053275	053276	053277	053297
Model	CFT700S	CFT700S	SFT576	SFT576	SLR700S	SLR700S	SLR576	SLR576	SFT700S
Finish	Black, C.P.R.	Black C.P.R.	Chromium	Chromium	Chromium	Chromium	Chromium	Chromium	Chromium
Rim or door	534957	534957	—	—	534494	534494	—	—	534494
Screw or catch, rim fixing	122431	122431	—	—	552816	552816	—	—	552816
Contact assembly	—	—	—	—	534493	534493	—	—	534493
Bulb holder or adaptor	554642	554642	554667	554667	—	—	554667	554667	—
Light unit	554640	554640	554813	554813	554617	554617	554816	554816	534702
Shield, bulb	552492	552492	—	—	534509	534509	—	—	552492
Nut, fixing bolt	180377	180377	180377	180377	180364	180364	180377	180377	180364
Bulb, 6 volt	—	—	173	—	172	—	172	—	173
Bulb, 12 volt	326	—	—	323	—	185	—	185	—
Bulb, 24 volt	—	330	—	—	—	—	—	—	—
Grommet	458658	458658	—	—	—	—	—	—	—
Lamp only	55122	55123	55127	55128	55081	55081	55131	55132	55055
Switch	031218	031218	31201	31201	31201	31201	31201	31201	31201
Knob	314026	314026	314403	314403	318352	318352	318352	318352	314403
Bracket	056117	056117	056117	056117	056117	056117	056117	056117	—

Part No.	053298	053299	053300	053301	053302	053303	053304
Model	SFT700S	SLR700S	SLR700S	SFT576	SFT576	SLR576	SLR576
Finish	Chromium	Chromium	Chromium	Chromium	Chromium	Chromium	Chromium
Rim or door	534494	534494	534494	—	—	—	—
Screw or catch, rim fixing	552816	552816	552816	—	—	—	—
Contact assembly	534493	534493	534493	—	—	—	—
Bulb holder or adaptor	—	—	—	554667	554667	554667	554667
Light unit	534702	554617	554617	554813	554813	554816	554816
Shield, bulb	552492	534509	534509	—	—	—	—
Nut, fixing bolt	180364	180364	180364	180377	180377	180377	180377
Bulb, 6 volt	—	172	—	173	—	172	—
Bulb, 12 volt	323	—	185	—	323	—	185
Lamp only	55055	55081	55081	55127	55128	55131	55132
Switch	31201	31201	31201	31201	31201	31201	31201
Knob	314403	318352	318352	314403	314403	318352	318352

For illustrations, see pages J6-J7.

* See Supersession Chart † Rubber seating washer C.P.R. . . Chromium plated rim

FOG, PASS AND DRIVING LAMPS



Descriptive Reference with Vehicle Application

- 50417E FFT462P combined fog and side lamp. C.P.R., 5 1/8" dia.; block lens; 12v.; single contact; flush fitting; as 55150, but complete with side light. Bristol '401' 1949-53. Healey 16 Saloon and Roadster 1948-49.
- 55009A FT58 fog or pass lamp. C.P. finish; 6 1/8" rim dia.; shallow domed, fluted lens; 12v.; single contact; upright spigot fixing. Jaguar 1 1/2 litre 1946-48; 2 1/2 and 3 1/2 litre 1946-50.
- 55027E CFT57 fog or pass lamp. Black finish, C.P.R., 6 1/8" dia.; shallow domed, fluted lens; 12v.; single contact; upright spigot fixing. Karrier 'Cob' 1947.
- 55029A SFT575 fog or pass lamp. C.P. finish; 6 1/2" rim dia.; fluted lens; 12v.; single contact; upright spigot fixing. Austin A70 1951; Hire Car 1950-54; Taxi 1948-54. Daimler 27 and 36 Limousine 1946-53. H.R.G. 9 1951-52. Lanchester LD10 1951. M.G. 1 1/2 litre 1951-53. Wolseley 'Four Fifty' 1949-53; 'Six Eighty' 1949-54.
- 55030A FT67A fog or pass lamp. C.P. finish; 9 1/8" rim dia.; flat, fluted lens; 12v.; single contact; upright spigot fixing. Bentley 4 1/2 litre Mk. VI 1946-51. Rolls-Royce 'Silver Wraith' 1947-54.
- 55031A RSFT700 fog or pass lamp. C.P. finish; 7 1/4" rim dia.; flat, fluted lens; 12v.; single contact; upright spigot fixing. Bentley 4 1/2 litre Mk. VI 1951-52; 'Continental' 1952.
- 55043A FFT462 fog or pass lamp. C.P.R., 5 1/8" dia.; block lens; 12v.; single contact; flush fitting. Armstrong Siddeley 'Sapphire' 1953-54. Austin 'Princess' 1948-53; Limousine 1952. Bristol '403' 1954. Daimler 'Conquest' 1954; 'Regency' 1953. Jaguar 2 1/2 and 3 1/2 litre 1951. Riley 1 1/2 and 2 1/2 litre 1954. Sunbeam-Talbot '80' 1948-50; '90' 1948-49.
- 55044A FT58-2 fog or pass lamp. C.P. finish; 6 1/8" rim dia.; flat, fluted lens, U-shaped centre flutes; 12v.; single contact; upright spigot fixing. Austin 'Sheerline' 1948-54; Limousine, Ambulance and Hearse 1951-54.
- 55052F FFT575 pass lamp. C.P.R., 7 1/4" dia.; fluted lens; 12v.; single contact; flush fitting; stepped reflector. Austin A90 1949-50.
- 55064B CFT57 fog or pass lamp. Grey finish, C.P.R., 6 1/8" dia.; shallow domed, fluted lens; 12v.; single contact; upright spigot fixing. General sales, suitable for commercial vehicles.
- 55080B FFT575 fog or pass lamp. Less rim; fluted lens; 12v.; single contact; flush fitting; special for Rover. Rover '75' 1950-51.
- 55090A FFT575 fog or pass lamp. C.P.R., 7 1/8" dia.; block lens; 12v.; single contact; flush fitting; plain reflector. Austin A90 1951-52.
- 55150A FFT462 fog or pass lamp. C.P. finish; 5 1/8" rim dia.; block lens; 12v.; single contact; flush fitting; as 50417, but less side light. General sales, suitable for cars.
- 55151A SFT576 fog and flashing indicator lamp. C.P. finish; rimless design; block lens, 5 1/4" dia.; 12v.; double contact; upright spigot fixing (Rolls-Royce). General sales, suitable for cars.
- 55152A CLR700S driving lamp. Black finish, C.P.R., 7 1/2" dia.; plain light unit; 12v.; double contact; as 55153 except for bulb. General sales, suitable for commercial vehicles.
- 55153A CLR700S driving lamp. Black finish, C.P.R., 7 1/2" dia.; plain light unit; 24v.; double contact; as 55152 except for bulb. General sales, suitable for commercial vehicles.
- 55155A SFT462 fog or pass lamp. Black finish; 5 1/8" rim dia.; block lens; 12v.; single contact; upright spigot fixing. General sales, suitable for cars.
- 55156A SFT700 fog or pass lamp. C.P. finish; 7 1/4" rim dia.; block lens; 12v.; single contact; upright spigot fixing; silvered reflector. General sales, suitable for cars.
- 053172 FT67 fog or pass lamp. C.P. finish; 9 1/8" rim dia.; flat, fluted lens; 6v.; single contact; upright spigot fixing; complete with bracket, switch and cable; as 053173 except for bulb. General sales, suitable for cars.
- 053173 FT67 fog or pass lamp. C.P. finish; 9 1/8" rim dia.; flat, fluted lens; 12v.; single contact; upright spigot fixing; complete with bracket, switch and cable; as 053172 except for bulb. Jowett 'Javelin' 1951.
- 053191 SFT462 fog or pass lamp. C.P. finish; 5 1/8" rim dia.; block lens; 6v.; single contact; upright spigot fixing; complete with bracket, switch and cable; as 053192 except for bulb. General sales, suitable for cars.
- 053192 SFT462 fog or pass lamp. C.P. finish; 5 1/8" rim dia.; block lens; 12v.; single contact; upright spigot fixing; complete with bracket, switch and cable; as 053191 except for bulb. Austin 25 cwt. Van and Ambulance 1952-54. Jowett 'Javelin' 1950 and 1952-54. Lea Francis 6 Light Saloon 1949-50. M.G. 'Midget' 1949-53. Morgan 4/4 1949-54. Paramount Cars Roadster and Coupé 1951-54.
- 053195 WFT462 fog or pass lamp. C.P. finish; 5 1/8" rim dia.; block lens; 6v.; single contact; special rear fixing; complete with switch and cable; as 053196 except for bulb. General sales, suitable for cars.
- 053196 WFT462 fog or pass lamp. C.P. finish; 5 1/8" rim dia.; block lens; 12v.; single contact; special rear fixing; complete with switch and cable; as 053195 except for bulb. General sales, suitable for cars.
- 053205 SFT700S fog or pass lamp. C.P. finish; 7 1/4" rim dia.; block lens; 6v.; single contact; upright spigot fixing; complete with bracket, switch and cable; as 053206 except for bulb. General sales, suitable for cars.
- 053206 SFT700S fog or pass lamp. C.P. finish; 7 1/4" rim dia.; block lens; 6v.; single contact; upright spigot fixing; complete with bracket, switch and cable; as 053205 except for bulb. A.C. 16 1950-54. Allard 'J' Competition 1951-54; 'P', 'M', 'K' and 'L' Models 1949-51; 'P2' 1952-54. Alvis TC21 1954. Armstrong Siddeley 20 1939; 25 1939-40. Austin 'Princess' 1951 and 1953-54. Bentley 4 1/2 litre Mk. VII 1953-54; 'Continental' 1953-54. Bristol '404' 1954. Daimler 2 1/2 litre 1946-53; 27 and 36 Limousine 1946-53; DC27 Ambulance 1949-54; 'Consort' 1953-54. Jaguar XK120 1952-54. Lagonda 2 1/2 litre 1949-52; 3 litre 1954. Lea Francis 4 and 6 Light Saloon 1951-54; 2 1/2 litre Sports 1952-54. Meynell All Models 1952. M.G. 1 1/2 litre 1947-50. Rolls-Royce 'Silver Dawn' 1953-54. Rover 10, 12, 14 and 16 1939-47; 20 1939-40; '60' 1948-54; '75' 1948-49 and 1952-54. Wolseley 'Four Forty-Four' 1953-54.
- 053238 SLR700S driving lamp. C.P. finish; 7 1/4" rim dia.; plain lens; 6v.; single contact; upright spigot fixing; complete with bracket, switch and cable; as 053239 except for bulb. General sales, suitable for cars.
- 053239 SLR700S driving lamp. C.P. finish; 7 1/4" rim dia.; plain lens; 12v.; single contact; upright spigot fixing; complete with bracket, switch and cable; as 053238 except for bulb. General sales, suitable for cars.
- 053240 CFT700S fog or pass lamp. Black finish, C.P.R., 7 1/4" dia.; block lens; 6v.; single contact; upright spigot fixing; complete with bracket, switch and cable; as 053241 and 053242 except for bulb. General sales, suitable for commercial vehicles.
- 053241 CFT700S fog or pass lamp. Black finish, C.P.R., 7 1/4" dia.; block lens; 12v.; single contact; upright spigot fixing; complete with bracket, switch and cable; as 053240 and 053242 except for bulb. General sales, suitable for commercial vehicles.
- 053242 CFT700S fog or pass lamp. Black finish, C.P.R., 7 1/4" dia.; block lens; 24v.; double contact; upright spigot fixing; complete with bracket, switch and cable; as 053240 and 053241 except for bulb. General sales, suitable for commercial vehicles.
- 053271 SFT576 fog or pass lamp. C.P. finish; rimless design; block lens, 5 3/8" dia.; 6v.; single contact; upright spigot fixing; complete with bracket, switch and cable; as 053272 except for bulb. General sales, suitable for cars.
- 053272 SFT576 fog or pass lamp. C.P. finish; rimless design; block lens, 5 3/8" dia.; 12v.; single contact; upright spigot fixing; complete with bracket, switch and cable; as 053271 except for bulb. M.G. 'Magnette' and 'Midget' 1954.
- 053274 SLR700S driving lamp. C.P. finish; 7 1/4" rim dia.; plain lens; 6v.; single contact; upright spigot fixing; complete with bracket, switch and cable; as 053275 except for bulb. General sales, suitable for cars.
- 053275 SLR700S driving lamp. C.P. finish; 7 1/4" rim dia.; plain lens; 12v.; single contact; upright spigot fixing; complete with bracket, switch and cable; as 053274 except for bulb. Alvis TC21 1954. Bristol '404' 1954.
- 053276 SLR576 driving lamp. C.P. finish; rimless design; plain lens, 5 3/8" dia.; 6v.; single contact; upright spigot fixing; complete with bracket, switch and cable; as 053277 except for bulb. General sales, suitable for cars.
- 053277 SLR576 driving lamp. C.P. finish; rimless design; plain lens, 5 3/8" dia.; 12v.; single contact; upright spigot fixing; complete with bracket, switch and cable; as 053276 except for bulb. General sales, suitable for cars.
- 053297 SFT700S fog or pass lamp. C.P. finish; 7 1/4" rim dia.; block lens; 6v.; single contact; upright spigot fixing; complete with switch and cable; as 053298 except for bulb. General sales, suitable for cars.
- 053298 SFT700S fog or pass lamp. C.P. finish; 7 1/4" rim dia.; block lens; 12v.; single contact; upright spigot fixing; complete with switch and cable; as 053297 except for bulb. General sales, suitable for cars.
- 053299 SLR700S driving lamp. C.P. finish; 7 1/4" rim dia.; plain lens; 6v.; single contact; upright spigot fixing; complete with switch and cable; as 053300 except for bulb. General sales, suitable for cars.
- 053300 SLR700S driving lamp. C.P. finish; 7 1/4" rim dia.; plain lens; 12v.; single contact; upright spigot fixing; complete with switch and cable; as 053299 except for bulb. General sales, suitable for cars.
- 053301 SFT576 fog or pass lamp. C.P. finish; rimless design; block lens, 5 3/8" dia.; 6v.; single contact; upright spigot fixing; complete with switch and cable; as 053302 except for bulb. General sales, suitable for cars.
- 053302 SFT576 fog or pass lamp. C.P. finish; rimless design; block lens, 5 3/8" dia.; 12v.; single contact; upright spigot fixing; complete with switch and cable; as 053301 except for bulb. General sales, suitable for cars.
- 053303 SLR576 driving lamp. C.P. finish; rimless design; plain lens, 5 3/8" dia.; 6v.; single contact; upright spigot fixing; as 053304 except for bulb. General sales, suitable for cars.
- 053304 SLR576 driving lamp. C.P. finish; rimless design; plain lens, 5 3/8" dia.; 12v.; single contact; upright spigot fixing; as 053303 except for bulb. General sales, suitable for cars.



FOG, PASS AND DRIVING LAMPS

SUPERSESSION CHART

Part No.	Replaced by 6 volt	Replaced by 12 volt	Part No.	Replaced by 6 volt	Replaced by 12 volt
55007	—	053206	55121	053240	—
55010	053205	053206	55122	—	053241
55022	053205	053206	55123	—	*053242
55025	—	053206	55127	053271	—
55039	053205	053206	55128	—	053272
55047	053172	053173	55131	053276	—
55049	053191	053192	55132	—	053277
55055	053205	053206	053013	—	053206
55062	053191	053192	053168	053191	—
55063	053191	053192	053169	—	053192
55074	—	55080	053170	053205	—
55075	053191	053192	053171	—	053206
55076	053205	053206	053184	053274	—
55077	053172	053173	053185	—	053275
55081	053274	053275	053189	053205	—
55084	053205	053206	053190	—	053206
55085	053191	053192	053190	—	—
55087	053195	053196	053226	053205	—
55092	—	053206	053227	—	053206
55094	053205	053206	053238	053274	—
55120	053274	053275	053239	—	053275

* 24 volt.

MODEL INTERPRETATION

Prefix

- CFT Stem fitting; flat topped beam; commercial type.
- CLR Stem fitting; commercial; long range driving lamp; light unit type.
- FT Stem fixing; flat topped beam.
- FFT Flush fitting; flat topped beam; light unit type.
- RSFT Stem fitting; flat topped beam; light unit type.
- SFT Stem fitting; flat topped beam; light unit type.
- SLR Stem fitting; long range driving lamp; light unit type.
- WFT Rear fitting; flat topped beam; light unit type.

Suffix

- 57 6 $\frac{3}{8}$ " aperture.
- 58 6" aperture.
- 58-2 6" aperture, motif fitted.
- 67A 8 $\frac{5}{8}$ " aperture.
- 462 4 $\frac{5}{8}$ " aperture.
- 575 5 $\frac{3}{4}$ " aperture.
- 576 Same size as 575, but no rim; light unit retained by special brackets.
- 700 7" aperture.
- P Pilot.

LUCAS


SIDE LAMPS

SECTION

K

LENSES

(Including Lamps with Flashing Indicators)



Part No.	Model	Lens diameter (overall)	Description	Illustration
573615	516	1 $\frac{3}{8}$ "	Clear, stippled inside	K
571894	S463	1 $\frac{1}{4}$ "	Translucent, fluted	E
524327	1148	1 $\frac{5}{16}$ "	Stippled, moonstone	B
572772	489	1 $\frac{7}{8}$ "	Clear, lightly shot-blast inside	H
571211	LBD109, LD109	1 $\frac{11}{16}$ "	Ferlux	D
572715	488	1 $\frac{11}{16}$ "	Clear	H
523034	1142	2"	Stippled moonstone, vertical flutes	B
572706	488	2 $\frac{1}{8}$ "	Clear, lightly shot-blast inside	H
574413	546	2 $\frac{3}{8}$ " x 2 $\frac{1}{16}$ "	Clear, lightly stippled	L
524257	LBD209	2 $\frac{3}{8}$ "	Faceted	C
572155	470	2 $\frac{3}{8}$ "	Clear, heavy stippled inside	G
573383	VS45-6	3 $\frac{1}{4}$ "	Clear	J
525826	RC330	3 $\frac{1}{2}$ "	Plain, difusa	C
520928	1145	3 $\frac{1}{4}$ "	Oval, opaque of special design	A
571990	464	5 $\frac{1}{4}$ " x 2"	Clear, fluted, shot-blast inside	F



SIDE LAMPS

MODEL LD109A
Screw 523429, Rim 521989 (Chrome), 522644 (Black), Lens 571211, Nut 181261

MODEL 451

MODEL 461-I
Screw 113531, 116141

MODEL VS45-6
Rim 573426, Lens 573383, Screw 126490, Nut 183919, Screw 572072

MODEL LD109A/F
Grommet 525829

MODEL S463
Rim 571897, Lens 571894, Nut 180454, Screw 524552

MODEL 464
Grommet 526302, Lens 571990, Rim 573153, Screw 572072 (1 1/16" long), 572072 (3/8" long)

MODEL 490

MODEL 513
Screw 571475, Bulbholder 571585 (Single Contact), 574370 (Double Contact), Rim 573444

MODEL L-S-O
Rim 571212, Lens 571211, Screw 571203, Nut 183919

MODEL 470-2
Rim 572156, Lens 572155, Grommet 572039

MODEL 513
52217 (Single Contact), 52218 (Double Contact)

MODEL 470
Body 572763, Rim 572734, Lens 572706, 572715 (Clear), Grommet 572039

MODEL 489
Rim 572776, Lens 572772

MODEL FL-S-O

MODEL 488

MODEL 516
Rim 573646, Lens 573615, Nut 181261

MODEL 545
Rim 574415, Lens 574413, Grommet 574049, Screw 133211

MODEL 1130
Screw 118261, Rim 523937

MODEL 1142
Rim 523024, Lens 523034, Nut 181261

MODEL 1145
Lens 520928

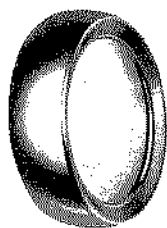
MODEL 1185
Rim 523171, 523896 (Special fixing)

For detailed spare parts, see pages K4-K9.

SIDE LAMPS



RIM ASSEMBLIES



524540 (Chrome)
524539 (Black)
525481 (Primer)



523937



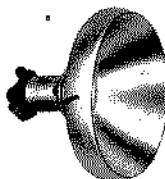
571465
572268 (Special Finish)



571759
572816 (Clear lens)



525849



524544



571891



573216

FIXING WIRES



522869
522196

NUT




170570 5/8" B.S.F.
175041 3/8" Whit.
177074 1/2" Whit.


BEADS OR WASHERS



520912



573214



571895



573215



573619



571979
572087



572174



574418

GROMMETS



526302



572363



572039



573677



572775

INTERIOR, BULBHOLDER



500181



552101



553780



554721



571476



531961



552103



554722



573828

BULBHOLDERS



522546



523964



524990

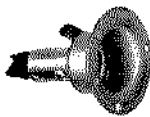


525757

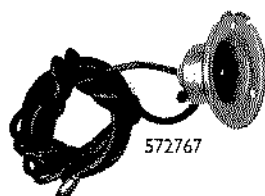
Wires
523000



525850 (Double Contact)
571197 (Single Contact)



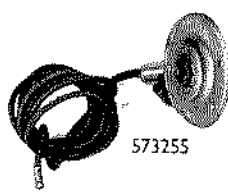
572727 (Double Contact)
573251 (Double)
573285 (Single)



572767



572804



573255



573382 (Single Contact)
573225 (Double)



571576

For detailed spare parts, see pages K4-K9.



SIDE LAMPS

(including lamps with flashing indicators)

DETAILED SPARE PARTS

Part No.	*52003A LD109A	*A52003A LD109A	*52004A LD109A	*52026A LBD109	*52027A LBD109A	*52029A LBD109A	52030A 1130	*52032A 1142
Model								
Finish	Black	Black	Grey, black rim	Chromium	Chromium	Chromium	Chromium	Chromium
(1) Rim or door	522644	522644	522644	521989	521989	521989	523937	523024
(2) Screw, rim fixing	523429	523429	523429	523429	523429	523429	118261	—
(3) Springs, set, lens fixing	522869	522869	522869	522869	522869	522869	—	523000
(4) Lens	571211	571211	571211	571211	571211	571211	—	523034
(5) Bead or gasket, rubber	—	—	—	—	—	—	—	—
(6) Bulb holder	524990	524990	524990	524990	524990	524990	523964	525757
(7) Interior, single contact	—	—	—	—	—	—	—	—
(8) Interior, double contact	—	—	—	—	—	—	—	—
(9) Reflector	525849	525849	525849	525849	525849	525849	—	—
(10) Bulb	207	200	207	207	207	207	207	207
(11) Body, rubber	—	—	—	—	—	—	—	—
(12) Nut, lamp fixing	181261	181261	181261	181261	181261	181261	—	181261
(13) Grommet, rubber	—	—	—	—	—	—	—	—

Part No.	52053A	52057A	*52058A	52059A	*52060A	*52066A	*A52066A	*52067A
Model	1145	LBD109A	1142	1130	1142	LD109A	LD109	LBD109A
Finish	Black	Chromium	Primer, C.P.R.	Black, C.P.R.	Chromium	Black, C.P.R.	Black, C.P.R.	Chromium
(1) Rim or door	—	521989	523024	523937	523024	521989	521989	521989
(2) Screw, rim fixing	—	523429	—	118261	—	523429	523429	523429
(3) Springs, set, lens fixing	—	522869	523000	—	523000	522869	522869	522869
(4) Lens	520928	571211	523034	—	523034	571211	571211	571211
(5) Bead or gasket, rubber	520912	—	—	—	—	—	—	—
(6) Bulb holder	†522546	524990	525757	523964	525757	524990	524990	524990
(7) Interior, single contact	—	—	—	—	—	—	—	—
(8) Interior, double contact	—	—	—	—	—	—	—	—
(9) Reflector	—	525849	—	—	—	525849	525849	525849
(10) Bulb	207	207	207	207	207	207	200	207
(11) Body, rubber	—	—	—	—	—	—	—	—
(12) Nut, lamp fixing	177074	181261	181261	—	181261	181261	181261	181261
	‡175041	—	—	—	—	—	—	—
(13) Grommet, rubber	—	—	—	—	572363	—	—	—

Part No.	*52097A RC330-3	52098A 463	*52099B 1142	52102A F-LS-O	*52105A LD109A	*A52105A LD109A	52108A LD109AF	*52110A LD109A
Model								
Finish	Black, C.P.R.	Chromium	Chromium	Black	Black, C.P.R.	Black, C.P.R.	Black, C.P.R.	Black, C.P.R.
(1) Rim or door	524540	571897	523024	571212	521989	521989	521989	521989
(2) Screw, rim fixing	—	524552	—	571203	523429	523429	523429	523429
(3) Springs, set, lens fixing	—	522869	523000	522869	522869	522869	522869	522869
(4) Lens	525826	571894	523034	571211	571211	571211	571211	571211
(5) Bead or gasket, rubber	—	571895	—	—	—	—	—	—
(6) Bulb holder	—	—	525757	525850	524990	524990	524990	524990
(7) Interior, single contact	—	552103	—	—	—	—	—	—
(8) Interior, double contact	—	—	—	552101	—	—	—	—
(9) Reflector	524544	571891	—	525849	525849	525849	525849	525849
(10) Bulb	209	207	207	209	207	200	207	207
(11) Body, rubber	—	—	—	—	—	—	—	—
(12) Nut, lamp fixing	180454	180454	181261	—	181261	181261	181261	181261
(13) Grommet, rubber	—	—	572363	—	—	—	525829	—

For illustrations, see pages K2-K3.

* See Supersession Chart

† Bulb holder and base

‡ Base fixing stud

C.P.R. . . Chromium plated rim

SIDE LAMPS

(including lamps with flashing indicators)



DETAILED SPARE PARTS

52034A L-S-O Black	52036A L-S-O Black	A52036A L-S-O Black	*52040A LBD109A Chromium	*A52040A LBD109A Chromium	*52042A 1142 Chromium	*52043A 1185 C.P.R.	*52044A LBD109A Chromium	52047A 451 C.P.R.	*52051A 1142 Chromium	*52052A 1142 Black, C.P.R.
571212	571212	571212	521989	521989	523024	523171	521989	571465	523024	523024 (1)
571203	571203	571203	523429	523429	571203	—	523429	—	—	— (2)
522869	522869	522869	522869	522869	523000	—	522869	—	523000	523000 (3)
571211	571211	571211	571211	571211	523034	—	571211	—	523034	523034 (4)
—	—	—	—	—	—	—	—	523986	—	— (5)
525850	571197	571197	524990	524990	525757	—	524990	—	525757	525757 (6)
—	552103	552103	—	—	—	500181	—	552103	—	— (7)
552101	—	—	—	—	—	—	—	—	—	— (8)
525849	525849	525849	525849	525849	—	—	525849	—	—	— (9)
209	207	200	207	200	207	207	207	207	207	207 (10)
—	—	—	—	—	—	—	—	—	—	— (11)
183919	183919	183919	181261	181261	181261	—	181261	—	181261	181261 (12)
—	—	—	—	—	—	—	—	—	572363	— (13)

*52068A LBD109A Chromium	52070A 1145 Chromium	*52071A 1142 Chromium	*52074A LD109A Black	*52078A LBD 109A/S Chromium	*52079A LD109A Black, C.P.R.	*52084A 1148 Chromium	52088E R451 C.P.R.	*52089A 1148 Chromium	*A52091A LBD109A Chromium	*52092A 1142 Chromium
521989	—	523024	522644	521989	521989	—	572268	—	521989	523024 (1)
523429	—	—	523429	523429	523429	—	—	—	523429	— (2)
522869	—	523000	522869	522869	522869	—	—	—	522869	523000 (3)
571211	520928	523034	571211	571211	571211	524327	—	524327	571211	523034 (4)
—	520912	—	—	—	—	—	572260	—	—	— (5)
524990	‡522546	525757	524990	524990	524990	525757	—	525757	524990	525757 (6)
—	—	—	—	—	—	—	571476	—	—	— (7)
—	—	—	—	—	—	—	—	—	—	— (8)
525849	—	—	525849	525849	525849	—	—	—	525849	— (9)
207	207	207	207	207	207	207	219	207	200	207 (10)
—	—	—	—	—	—	—	—	—	—	— (11)
181261	177074	181261	181261	181261	181261	181261	—	181261	181261	181261 (12)
—	‡175041	—	—	—	—	—	—	—	—	— (13)
—	—	572363	—	—	—	—	—	—	—	572363 (13)

52112A S463 Chromium	*52113A 1142 Chromium	*A52117A RC330 Black	*52118A 470 Black, C.P.R.	52120D 461-1 C.P.R.	52121A 1142 Black, C.P.R.	*52130A 470-1 C.P.R.	*52133A 451 C.P.R.	52134A 1130 Chromium	52137B 1185 C.P.R.	*52138A 1185 C.P.R.
571897	523024	524539	572156	571759	523024	572156	571465	523937	523896	523896 (1)
524552	—	—	573676	113531	—	572072	—	118261	—	— (2)
522869	523000	—	—	—	523000	—	—	—	—	— (3)
571894	523034	525826	572155	—	523034	572155	—	—	—	— (4)
571895	—	—	572174	—	—	572174	572260	523986	—	— (5)
—	525757	—	—	—	525757	—	—	571576	—	— (6)
552103	—	—	553780	552103	—	—	552103	—	552103	— (7)
—	—	—	—	—	—	552101	—	—	—	531961 (8)
571891	—	524544	—	—	—	—	—	—	—	— (9)
207	207	200	222	207	207	189	207	189	207	189 (10)
—	—	—	—	—	—	—	—	—	—	— (11)
180454	181261	180454	170570	—	181261	—	—	—	—	— (12)
—	—	—	572039	—	—	—	572265	—	—	— (13)

For illustrations, see pages K2-K3.

* See Supersession Chart

† Bulb holder and base

‡ Base fixing stud

C.P.R. . . Chromium plated rim

continued



SIDE LAMPS

(including lamps with flashing indicators)

DETAILED SPARE PARTS

Part No.	52139B	A52139B	*52142D	*52143E	52148A	52149A	52150B	52151B
Model	489	489	488	488	470	470-2	490	470
Finish	C.P.R.	C.P.R.	C.P.R.	C.P.R.	C.P.R.	C.P.R.	C.P.R.	C.P.R.
(1) Rim or door	572776	572776	572734	572734	572156	572156	—	572156
(2) Screw, rim fixing	—	—	—	—	573676	572072	—	573676
(3) Springs, set, lens fixing	522869	522869	—	—	—	—	—	—
(4) Lens	572772	572772	572706	572706	572155	572155	—	572155
(5) Bead or gasket, rubber	572775	572775	—	—	572174	572174	—	572174
(6) Bulb holder	572767	572767	573251	573255	—	—	—	—
(7) Interior, single contact	553780	553780	—	553780	553780	553780	553780	553780
(8) Interior, double contact	—	—	554721	—	—	—	—	—
(9) Reflector	—	—	—	—	—	—	—	—
(10) Bulb	222	988	189	222	222	222	222	222
(11) Body, rubber	572763	572763	572703	572703	—	—	—	—
(12) Nut, lamp fixing	—	—	—	—	170570	—	—	170570
(13) Grommet, rubber	—	—	—	—	572039	526302	—	572039

Part No.	52165A	52167B	52175A	52176B	52177B	52182D	A52182D	52188A
Model	470-1	1185	513	513	461-1	516	516	VS45-6
Finish	C.P.R.	C.P.R.	C.P.R.	C.P.R.	C.P.R.	Chromium	Chromium	Black, C.P.R.
(1) Rim or door	572156	523896	—	—	571759	573646	573646	573426
(2) Screw, rim fixing	572072	—	—	—	113531	—	—	126490
(3) Springs, set, lens fixing	—	—	—	—	—	—	—	—
(4) Lens	572155	—	—	—	—	573615	573615	573383
(5) Bead or gasket, rubber	572174	523986	523986	523986	—	573619	573619	†573214 ‡573215
(6) Bulb holder	—	—	—	—	—	—	—	573382
(7) Interior, single contact	—	—	552103	—	—	553780	553780	—
(8) Interior, double contact	552101	552101	—	552101	552101	—	—	—
(9) Reflector	—	—	—	—	—	—	—	573216
(10) Bulb	380	380	207	380	380	222	988	207
(11) Body, rubber	—	—	—	—	—	—	—	—
(12) Nut, lamp fixing	—	—	—	—	—	181261	181261	183919
(13) Base, lamp seating	—	—	—	—	—	573618	573618	—
(14) Grommet, rubber	—	—	—	—	—	—	—	—

Part No.	52218A	52219D	52220D	53210B	53210B	53222A	*520620	*520650
Model	513	516	516	488 (12 volt)	488 (24 volt)	464	1130	LD206
Finish	C.P.R.	C.P.R.	C.P.R.	C.P.R.	C.P.R.	C.P.R.	Chromium	Black, C.P.R.
(1) Rim or door	573444	573646	573646	572734	572734	573153	523937	—
(2) Screw, rim fixing	571475	—	—	—	—	572072	118261	—
(3) Springs, set, lens fixing	—	—	—	—	—	—	—	—
(4) Lens	—	573615	573615	572706	572706	571990	—	524257
(5) Bead or gasket, rubber	523986	573619	573619	—	—	571979	523986	525417
(6) Bulb holder	574370	—	—	573285	573285	—	523964	—
(7) Interior, single contact	—	553780	553780	554722	554722	—	—	500181
(8) Interior, double contact	554721	—	—	—	—	552101	—	—
(9) Reflector	—	—	—	—	—	—	—	—
(10) Bulb	380	222	222	221	149	380	207	207
(11) Body, rubber	—	—	—	572703	572703	—	—	—
(12) Nut, lamp fixing	—	181261	181261	—	—	—	—	181261
(13) Base, lamp seating	—	574490	574491	—	—	—	—	—
(14) Grommet, rubber	—	—	—	—	—	526302	—	—

For illustrations, see pages K2-K3.

* See Supersession Chart † Body to reflector ‡ Reflector to lens C.P.R. . . Chromium plated rim

SIDE LAMPS

(including lamps with flashing indicators)



DETAILED SPARE PARTS

*52152A 489 C.P.R.	52153A LD109A Black	52154A LD109A Black, C.P.R.	A52154A LD109A Black, C.P.R.	52156A LBD109A Chromium	52157A LBD109A Chromium	A52157A LBD109A Chromium	*52158B 464 C.P.R.	52160A 488 C.P.R.	52162A 488 C.P.R.	52164A 1142 Chromium
572776	522644	521989	521989	521989	521989	521989	573153	572734	572734	523024 (1)
—	523429	523429	523429	523429	523429	523429	572072	—	—	— (2)
522869	522869	522869	522869	522869	522869	522869	—	—	—	523000 (3)
572772	571211	571211	571211	571211	571211	571211	571990	572706	572706	523034 (4)
572775	—	—	—	—	—	—	571979	—	—	— (5)
572767	524990	524990	524990	524990	524990	524990	—	573255	572727	525757 (6)
553780	—	—	—	—	—	—	553780	553780	—	— (7)
—	—	—	—	—	—	—	—	—	554721	— (8)
—	525849	525849	525849	525849	525849	525849	—	—	—	— (9)
222	207	207	200	207	207	200	222	222	380	200 (10)
—	§200	149	—	—	—	—	—	—	—	— (11)
572763	—	—	—	—	—	—	—	572703	572703	— (11)
—	181261	181261	181261	181261	181261	181261	—	—	—	181261 (12)
—	—	—	—	—	—	—	526302	—	—	572363 (13)

52189A VS45-6 Black, C.P.R.	*52197A 1130 Primer, C.P.R.	52200A 464 C.P.R.	52202B 461-1 C.P.R.	*52205B 516 Chromium	*52206A 488 C.P.R.	52209A 513 C.P.R.	52212A 490 C.P.R.	52215A 545 C.P.R.	52216A 545 C.P.R.	52217A 513 C.P.R.
573426	523937	573153	572816	573646	572734	—	—	574415	574415	573444 (1)
126490	118261	572072	116141	—	—	—	—	133211	133211	571475 (2)
—	—	—	—	—	—	—	—	—	—	— (3)
573383	—	571990	—	573615	572715	—	—	574413	574413	— (4)
†573214	—	571979	—	573619	—	572260	—	574418	574418	523986 (5)
‡573215	—	—	—	—	—	—	—	—	—	— (6)
573225	523964	—	572804	—	573255	—	—	—	—	571585 (6)
—	—	553780	—	553780	553780	—	553780	553780	—	554722 (7)
—	—	—	552101	—	—	552101	—	—	573828	— (8)
573216	—	—	—	—	—	—	—	—	—	— (9)
209	207	989	380	222	222	380	222	222	380	207 (10)
—	—	—	—	—	—	572703	—	—	—	— (11)
183919	—	—	—	181261	—	—	—	—	—	— (12)
—	—	—	—	—	—	—	—	—	—	— (13)
—	—	—	—	—	—	—	—	—	—	— (13)
—	—	573677	—	—	—	—	—	574049	—	— (14)

*520765 RC330 Black, C.P.R.	*520813 RC330 Black, C.P.R.	*520940 1145 Black	*521042 1141 Chromium	*521888 1170 Chromium	*521972 LBD109A Chromium	*521987 LBD109 Chromium	*521988 LBD109S Chromium	*521991 LBD109 Chromium	*522006 LD109A Chromium	*522007 LD109A Black, C.P.R.
525481	525481	—	523937	—	521989	521989	521989	521989	521989	521989 (1)
—	—	—	118261	118261	523429	523429	523429	523429	523429	523429 (2)
—	—	—	—	—	522869	522869	522869	522869	522869	522869 (3)
525826	525826	520928	—	523034	571211	571211	571211	571211	571211	571211 (4)
—	—	—	—	—	—	—	—	—	—	— (5)
—	—	522546	—	—	524990	524990	524990	524990	524990	524990 (6)
552101	—	—	—	—	—	—	—	—	—	— (7)
—	—	—	—	—	—	—	—	—	—	— (8)
—	—	—	—	—	525849	525849	525849	525849	525849	525849 (9)
207	207	207	207	207	200	207	200	207	200	200 (10)
—	—	—	—	—	—	—	—	—	—	— (11)
181261	180454	177074	—	—	181261	181261	181261	181261	181261	181261 (12)
—	—	520912	—	—	—	—	—	—	—	— (13)
—	—	—	—	—	—	—	—	—	—	— (14)

For illustrations, see pages K2-K3.

* See Supersession Chart

† Body to reflector

‡ Reflector to lens

§ 6 volt

|| 24 volt

C.P.R. ... Chromium plated rim

continued



SIDE LAMPS

(including lamps with flashing indicators)

DETAILED SPARE PARTS

Part No.	*522073	*522158	*522169	*522178	*522189	*522202	*522203	*522641
Model	LD309A	LD209	LD209	LD209	LD209	LD105	LD105	LD109
Finish	Chromium	Black	Chromium	Black, C.P.R.	Chromium	Black	Black	Black
(1) Rim or door	—	—	—	—	—	522644	522644	522644
(2) Screw, rim fixing	—	—	—	—	—	523429	523429	523429
(3) Springs, set, lens fixing	—	522196	522196	522196	—	522869	522869	522869
(4) Lens	523034	524257	524257	524257	—	571211	571211	571211
(5) Bead or gasket, rubber	—	—	—	—	—	—	—	—
(6) Bulb holder	—	—	—	—	—	524990	524990	524990
(7) Interior, single contact	—	—	—	—	—	—	—	—
(8) Interior, double contact	—	—	—	—	—	—	—	—
(9) Reflector	—	—	—	—	—	525849	525849	525849
(10) Bulb	207	207	207	207	207	207	200	200
(11) Body, rubber	—	—	—	—	—	—	—	—
(12) Nut, lamp fixing	—	181261	181261	181261	181261	181261	181261	181261
(13) Grommet, rubber	—	—	—	—	—	—	—	—

Part No.	*522996	*523004	*523009	*523051	*523447	*523465	*523529	*523531
Model	1142	1142	1142	1151	LBD109A	LD109-1	1130	1130
Finish	Chromium	Chromium	Chromium	Chromium	Chromium	Black, C.P.R.	Chromium	Black, C.P.R.
(1) Rim or door	523024	523024	523024	523024	521989	521989	523937	523937
(2) Screw, rim fixing	—	—	—	—	523429	523429	118261	118261
(3) Springs, set, lens fixing	523000	523000	523000	523000	522869	522869	—	—
(4) Lens	523034	523034	523034	523034	571211	571211	—	—
(5) Bead or gasket, rubber	—	—	—	—	—	—	—	—
(6) Bulb holder	525757	525757	525757	—	524990	524990	523964	523964
(7) Interior, single contact	—	—	—	—	—	—	—	—
(8) Interior, double contact	—	—	—	—	—	—	—	—
(9) Reflector	—	—	—	—	525849	525849	—	—
(10) Bulb	207	207	207	207	207	207	207	207
(11) Body, rubber	—	—	—	—	—	—	—	—
(12) Nut, lamp fixing	181261	181261	181261	181261	181261	181261	—	—
(13) Grommet, rubber	—	—	—	—	—	—	—	—

Part No.	*524629	*524631	*524863	*524873	*524881	*524883	*524884	*524887
Model	LD109-1	LD109-1	LD109	LD109	LBD109	LD109	LD109	LBD109-1
Finish	Primer, C.P.R.	Brown, C.P.R.	Grey, C.P.R.	Grey, C.P.R.	Chromium	Black, C.P.R.	Black	Chromium
(1) Rim or door	521989	521989	521989	521989	521989	521989	522644	521989
(2) Screw, rim fixing	523429	523429	523429	523429	523429	523429	523429	523429
(3) Springs, set, lens fixing	522869	522869	522869	522869	522869	522869	522869	522869
(4) Lens	571211	571211	571211	571211	571211	571211	571211	572111
(5) Bead or gasket, rubber	—	—	—	—	—	—	—	—
(6) Bulb holder	524990	524990	524990	524990	524990	524990	524990	524990
(7) Interior, single contact	—	—	—	—	—	—	—	—
(8) Interior, double contact	—	—	—	—	—	—	—	—
(9) Reflector	525849	525849	525849	525849	525849	525849	525849	525849
(10) Bulb	207	207	200	207	207	207	207	207
(11) Body, rubber	—	—	—	—	—	—	—	—
(12) Nut, lamp fixing	181261	181261	181261	181261	181261	181261	181261	181261
(13) Grommet, rubber	—	—	—	—	—	—	—	—

For illustrations, see pages K2-K3.

* See Supersession Chart C.P.R. . . . Chromium plated rim

SIDE LAMPS

(including lamps with flashing indicators)



DETAILED SPARE PARTS

*522646 LD109 Black	*522656 LD109 Chromium	*522854 LD105 C.P.R.	*522871 LD105 Black	*522873 LD105 Black	*522877 LD105 Black, C.P.R.	*522968 1142 Chromium	*522972 1142 Black, C.P.R.	*522973 1142 Chromium	*522976 1142 Chromium	*522979 1142 Chromium
522644	521989	521989	522644	522644	521989	523024	523024	523024	523024	523024 (1)
523429	523429	523429	523429	523429	523429	—	—	—	—	— (2)
522869	522869	522869	522869	522869	522869	523000	523000	523000	523000	523000 (3)
571211	571211	571211	571211	571211	571211	523034	523034	523034	523034	523034 (4)
—	—	—	—	—	—	—	—	—	—	— (5)
524990	524990	524990	524990	524990	524990	525757	525757	525757	525757	525757 (6)
—	—	—	—	—	—	—	—	—	—	— (7)
—	—	—	—	—	—	—	—	—	—	— (8)
525849	525849	525849	525849	525849	525849	—	—	—	—	— (9)
207	207	207	200	207	207	207	200	207	207	207 (10)
—	—	—	—	—	—	—	—	—	—	— (11)
181261	181261	181261	181261	181261	181261	181261	181261	181261	181261	181261 (12)
—	—	—	—	—	—	—	—	—	—	— (13)

*523663 L206 Black, C.P.R.	*523666 L206 Black, C.P.R.	*523882 1185 C.P.R.	*523945 1130 Brown, C.P.R.	*524322 1142 Chromium	*524622 LBD109 Chromium	*524623 LD109-1 Primer, C.P.R.	*524624 LD109-1 Blue, C.P.R.	*524625 LD109-1 Light blue, C.P.R.	*524626 LD109-1 Green, C.P.R.	*524628 LD109-1 Black, C.P.R.
—	—	523171	523937	—	521989	521989	521989	521989	521989	521989 (1)
571203	571203	—	118261	—	523429	523429	523429	523429	523429	523429 (2)
522196	522916	—	—	523000	522869	522869	522869	522869	522869	522869 (3)
524257	524257	—	—	524327	571211	571211	571211	571211	571211	571211 (4)
—	—	523986	523986	—	—	—	—	—	—	— (5)
—	—	—	523964	525757	524990	524990	524990	524990	524990	524990 (6)
500181	500181	500181	—	—	—	—	—	—	—	— (7)
—	—	—	—	—	—	—	—	—	—	— (8)
—	—	—	—	—	525849	525849	525849	525849	525849	525849 (9)
207	200	207	207	207	200	207	207	207	207	207 (10)
—	—	—	—	—	—	—	—	—	—	— (11)
181261	181261	—	—	181261	181261	181261	181261	181261	181261	181261 (12)
—	—	—	—	—	—	—	—	—	—	— (13)

*524982 LD109A-1 C.P.R.	*525000 LD109 C.P.R.	*525020 LD109 Black, C.P.R.	*525028 LD109A Black, C.P.R.	*525307 LBD109 Primer, C.P.R.	*525325 LD109A Black	*525326 LD109 Black	*525332 LD109A Black	*525342 LD109 Black, C.P.R.
521989	521989	521989	521989	521989	522644	522644	522644	521989 (1)
523429	523429	523429	523429	523429	523429	523429	523429	523429 (2)
522869	522869	522869	522869	522869	522869	522869	522869	522869 (3)
571211	571211	571211	571211	571211	571211	571211	571211	571211 (4)
—	—	—	—	—	—	—	—	— (5)
524990	524990	524990	524990	524990	524990	524990	524990	524990 (6)
—	—	—	—	—	—	—	—	— (7)
—	—	—	—	—	—	—	—	— (8)
525849	525849	525849	525849	525849	525849	525849	525849	525849 (9)
207	200	207	207	200	200	207	207	207 (10)
—	—	—	—	—	—	—	—	— (11)
181261	181261	181261	181261	181261	181261	181261	181261	181261 (12)
—	—	—	—	—	—	—	—	— (13)

For illustrations, see pages K2-K3.

* See Supersession Chart

C.P.R. . . Chromium plated rim



SIDE LAMPS, External Fitting

VEHICLE APPLICATION REFERENCE

52030A 1130 side lamp. C.P. finish; 2½" rim dia.; 12v.; single contact; Ferlux lens; as 52134 except for bulb holder and bulb; two-stud fixing.

A.C. Cars 16 1939.
A.F.N. 'Le Mans' 1951-52.
Alvis 14 1939-50; 17/20 'Silver Crest', 20/25 'Crested Eagle', 4.3 litre and 25 'Speed' 1939; TA21 1951-53; TC21 1954.
Austin 10, 12, 18 and 28 1939; 14 Taxi 1939-40
B.S.A. 10 'Scout' 1939-40.
Citroen 12 and 15 1940; 23 1953.
H.R.G. 9 1946-52; 12 1939-52.
Jaguar 1½ litre 1946-48.
Jensen 3½ litre 1939-40.
Jowett 8 and 10 1939-40.
Lagonda 4½ litre (6 and 12 cylinder) 1939.
Lanchester 11 1939.
M.G. 1½ litre 1947-53; 12 1939; 'Midget' 1939-54.
Morgan 4/4 1939-52.
Morris 14 1939.
Riley 1½ litre 1939-46; 2½ litre 1940.
S.S. 'Jaguar' 1½ litre and '100' 1939-40.
Triumph 12 'Dolomite' 1939-40; 14 and 16 'Dolomite' 1939.
Wolseley 16 1939; 10, 14 and 18 1939-48.

52034A L-S-O side lamp. Black finish; 2½" rim dia.; 12v.; double contact; Ferlux lens; as 52036 except for bulb holder and bulb; spigot fixing.

Austin Petrol Tanker 1946-51.
Commer 15/25 cwt. Forward Control 1944.
Dennis Municipal, 'Pax' Forward Control, 'Pax' Normal Control and 'Horla' Tractor 1946.
Guy 'Vixen' 3/4 ton 1945-47; 'Wolf' 1946-47.
Harborough Construction Battery Vehicle 1951-54.
Lewis Battery Vehicle 1951-54.
Standard 12 and 14 (Export Belgium) 1946.
Wales & Edwards 1 ton Van 1953-54.

52036A L-S-O side lamp. Black finish; 2½" rim dia.; 12v.; single contact; Ferlux lens; as 52034 except for bulb holder and bulb; spigot fixing.

Commer 8 cwt. Van 1946.
L. Gundle 'Handymotor' 1951-54.
Jensen 'Jen-Tug' 30 cwt. 1952-54.
Karrier 'Bantam' 1946.
Morris Commercial 25/35 cwt. 1945-46; CVF13/5, CV11/30, CV11/40 and CV10/5 1945-48.

A52036A L-S-O side lamp. As 52036 except for voltage.

Douglas 'Handyvan' 1949-50.
Jensen 'Jen-Tug' 30 cwt. 1946-52.
Light Delivery Vehicles 'Tri-Van' 1949-51.

52053A 1145 side lamp. Black finish; 12v.; single contact; opaque lens; as 52070 except for finish; two-stud fixing.

Commer 30 cwt., 2/3 ton 1939-40; 2 and 3 ton 1946-47; 4/5 ton and 6 ton 1939-40; 5 ton 1947.

52057A LBD109A side lamp. C.P. finish; 2½" rim dia.; single contact; Ferlux lens; 38½" spigot; as 52156 except for fixing.

Commer 8 cwt. Van 1939-40.
Hillman 'Minx' 1939-40.
Lanchester LD10 1946-51.
Wolseley 8 and 10 1946-48.

52059A 1130 side lamp. Black finish, C.P.R.; 1½" rim dia.; 12v.; single contact; Ferlux lens; as 52030 except for finish; two-stud fixing.

Riley 1½ litre 1949-53; 2½ litre 1947-53.

52070A 1145 side lamp. C.P. finish; 12v.; single contact; opaque lens; as 52053 except for finish; two-stud fixing.

Bristol 2 litre 1947-48; '400' 1949-50.
Lea Francis 14 (later) 1948.

52098A S463 side lamp. C.P. finish; 2½" rim dia.; 12v.; single contact; translucent fluted lens; as 52112 except for base; spigot fixing.

Daimler 2½ litre 1948; 27 and 36 Limousine 1947-53.

52102A F-LS-O side lamp. Black finish; 2½" rim dia.; 12v.; single contact; Ferlux lens; flange fixing.

Clecco Electrics Battery Vehicle 1952-54.
Douglas Battery Vehicle 1950-54; 15/20 cwt. Electric Vehicle 1949.
Electricars Battery Vehicle 1951-54.
Harborough Construction Battery Vehicle 1951-54.
Hindle Smart Battery Vehicle 1951-54.

52112A S463 side lamp. C.P. finish; 2½" rim dia.; 12v.; single contact; translucent fluted lens; as 52098 except for base; spigot fixing.

Austin 'Sheerline' 1948-54; Limousine, Ambulance and Hearse 1951-54.

52121A 1142 side lamp. Black finish, C.P.R.; 2½" rim dia.; 12v.; single contact; stippled moonstone lens; vertical flutes; as 52164 except for finish; spigot fixing.

Bedford 5/6 cwt. Van 1946-47; 10/12 cwt. Van 1940 and 1947-49.
Morris 'Oxford' Taxi and Hire Car 1947-50.
Vauxhall 10 and 12 1939-47; 14 1946-48.

52134A 1130 side lamp. C.P. finish; 1½" rim dia.; 12v.; double contact; Ferlux lens; as 52030A except for bulb holder and bulb; two-stud fixing.

Citroen 23 1949-52.
M.G. 1½ litre 1949; 'Midget' 1953-54.
Sunbeam-Talbot '80' and '90' 1948-50.

52153A LD109A side lamp. Black finish; 2½" rim dia.; 12v.; single contact; Ferlux lens; vertical fixing; as 52157 except for finish.

Austin New 10 1939; 10 Van 1940-47; 30 cwt., 2 and 3 ton 1939-40 and 1945-48; 2 and 5 ton Truck 1949-50; Coach 1947-50.
Beardmore Taxi 1939-40.
Commer 15/25 cwt. 1946-48; 15 cwt. Dropsider 1940.
Dennis 2 and 4 ton Trucks and 3½ ton Petrol Wagon 1939.
Jowett 10 Van 1939-40; 10 cwt. 'Bradford' Van 1946.
Karrier 'Cob' 1947-48; 'Cob Junior', 'Colt' and 'Cob Senior' 1939; 'Bantam' 1939-40 and 1947-49; CK3 1939-49.
Morris 12 1939; 10 cwt. Van 1939-40.
Morris Commercial 15/20 cwt., 25/30 cwt. 1939; CV and CVS 1939.
Standard 8 and 9 1939-40; 10 Saloon 1939-40.

A52153A LD109A side lamp. Black finish; 2½" rim dia.; 6v.; single contact; Ferlux lens; vertical fixing; as A52157 except for finish.

Barrett Invalid Carriage 1949-52.
Commer 15/20/25 cwt. 1939-40.
Karrier 'Cob Junior' and 'Colt' 1939.
Reliant 750 c.c. 4 cylinder 1947-50.
Wessex Industries Delivery Van 1952-54.

52154A LD109A side lamp. Black finish, C.P.R.; 2½" rim dia.; 12v.; single contact; Ferlux lens; as 52153 except for finish; spigot fixing.

Austin Taxi 1948-54; 'Champ' and 4x4 Cargo Truck 1954; 2 and 5 ton Truck 1950-54; Coach 1951-52; Petrol Tanker 1951-54.
Bedford 10/12 cwt. Van 1950-52.
Commer 8 cwt. Van 1947; 25 cwt. 'Superpoise' 1950.
Dodge 64, 103, 105, 123 and 125 (Petrol) 1947-54; 86 P6 32-seater Bus, 103 P6 Truck and 124 P6 (Diesel) 1947-54; 124A Tractor (Petrol) and 86 32-seater Bus (Export) (Petrol) 1950-54; R6 Diesel (24 volt) 1954.

52154A—continued

Hillman 'Minx' 1945-47.
Karrier 'Cob Junior' and 'Colt' 1940; 'Bantam' 1950; CK3 1950-52.
Morris 10 1948; 'Oxford', Taxi and Hire Car 1951; CV Ambulance 1947-51.
Morris Commercial CV11/40, CV9/40, CV10/5 and Tipper 1950-51; 35/40, 45/55, 60/70 cwt., 5 ton Forward Control, ECV13/3 and Tipper 1946-48; ECV13/5 and ECV10/3 1949.

A52154A LD109A side lamp. As 52154 except for voltage, and A52157 except for finish.

G. Fitt Invalid Carriage 1951-54.
Invacar Invalid Carriage 1951 and 1954.
Karrier 'Cob Junior' and 'Colt' 1940.
Larmer Invalid Carriage 1948-49 and 1952-54.
Vernon's Industries Invalid Carriage 1951-54.

52156A LBD109A side lamp. C.P. finish; 2½" rim dia.; 12v.; single contact; Ferlux lens; 16" spigot fixing; as 52057 except for fixing.

Hillman 14 1939-40.
Humber 16 1939-40; 'Hawk' 1946-48; 'Snipe' and 'Super Snipe' 1939-46; 'Pullman' and 'Imperial' 1939-40.
Singer 9 Roadster 1939 and 1946-51; 10 1939-49; 4AC and 4AD Roadster 1952-54.
Sunbeam-Talbot 10 1945-47.

52157A LBD109A side lamp. C.P. finish; 2½" rim dia.; 12v.; single contact; Ferlux lens; as A52157 except for voltage; vertical fixing.

Austin 7, 'Big 7', 7 Van and 8 Van 1939; 8 1939-47; 10 and 12 1945-46; A70 1951; Hire Car 1950-54; 30 cwt., 2 and 3 ton 1941.
Dodge 64, 103, 105, 123 and 125 (Petrol) later 1953-54.
Hillman 'Minx' De Luxe 1939-40.
Humber 'Pullman' and 'Imperial' 1939-40.
Jowett 8 Van 1939-40.
Morris 10 1946-47.
Singer 9 Van 1939-40; 9 Roadster 1940.
Standard 8 1939-48; 9 1939-40; 10 De Luxe 1939-40.
Sunbeam-Talbot 10 and 3 and 4 litre 1939-40; 2 litre 1939-47.
Wolseley 10 1939.

A52157A LBD109A side lamp. C.P. finish; 2½" rim dia.; 6v.; single contact; Ferlux lens; as 52157 except for voltage; vertical fixing.

A.C. Cars Invalid Carriage 1947-53.
Barrett Invalid Carriage and 147 c.c. All-weather Vehicle 1953-54.
Dellow Sports Mk. III 1952.

52164A 1142 side lamp. C.P. finish; 2½" rim dia.; 12v.; single contact; stippled moonstone lens; vertical flutes; as 52121 except for finish; spigot fixing.

Allard '21C' and '21Z' 1953-54.
Austin 10 and 12 1940; 16 1946-48.
Bedford 5/6 cwt. Van 1939-40; 10/12 cwt. Van 1946.
Citroen 23 1949.
Commer 3 and 4 ton Trucks, Pantehnicon, Tipper and 'Commando' 1947-49; 3/4 ton Pantehnicon and 'Commando' (Diesel) 1947.
Daimler 2½ litre 1939-40, 1946-47 and 1949; 15, 20 and 24 1939; 27 and 36 Limousine 1946.
Jensen 4 litre 'Interceptor' Cabriolet 1950-51.
Lanchester 14, 18 and 20 1939.
Lea Francis 12 1939; 14 1939-50.
M.G. 18 1939.
Rover 10, 12, 14 and 16 1939-47; 20 1939-40; '60' and '75' 1948-49.
Singer 12 1939-49.
Standard 10 Super Saloon and 20 1939-40; 12 and 14 1939-48.
Triumph 'Renown' 1950-54; 18T and 18TR 1946-48; '2000' Saloon and Roadster 1949; 14 and 25 1939-40.
Wolseley 25 1939-48.

52182D 516 side lamp. C.P. finish; 1½" rim dia.; 12v.; single contact; clear lens, stippled inside; as 52214 except for base; spigot fixing.

A.F.N. 'Le Mans' and 'Mille Miglia' 1952-54.

SIDE LAMPS, External Fitting



Vehicle Application Reference—continued

52182D—continued

Austin A30 and A70 'Countryman' and Pick-up 1952-54; A40 'Somerset' 1953-54; A70 1951-54; 'Princess' 1954.
Bristol '403' 1954.
Jensen 4 litre 'Interceptor' Cabriolet 1953-54.
Morgan 4/4 1952-54.

As 52182D 516 side lamp. As 52182 except for voltage.

Dellow Sports Mk. III 1953-54.
Invacar Invalid Carriage 1950-53.

52188A VS45-6 side lamp. Black finish, C.P.R.; 3 1/4" rim dia.; 12v.; single contact; stippled lens; as 52189 except for bulb holder and bulb; spigot fixing.

Batavus 1949.

52189A VS45-6 side lamp. Black finish, C.P.R.; 3 1/4" rim dia.; 12v.; double contact; stippled lens; as 52188 except for bulb holder and bulb; spigot fixing.

Commer 25 cwt. 'Lyons' Van 1949-50.

52219D 516 side lamp. C.P. finish; 1 1/2" rim dia.; 12v.; single contact; clear lens; stippled inside; left hand lamp; as 52220 except for base; spigot fixing.

Rover '60' and '75' 1954.

52220D 516 side lamp. C.P. finish; 1 1/2" rim dia.; 12v.; single contact; clear lens, stippled inside; right hand lamp; as 52219D except for base; spigot fixing.

Rover '60' and '75' 1954.

SIDE LAMPS, Flush Fitting

(including lamps with flashing indicators)

VEHICLE APPLICATION REFERENCE

52047A 451 side lamp. C.P.R., 1 1/2" dia.; 12v.; single contact; Ferlux lens; flush fitting.

Austin A70 1948-49; 25 cwt. Van and Ambulance 1948-54.
Lagonda 2 1/2 litre 1949-52.
Morris Commercial FVO 1949-52; FVSO 1954; FV and FVS 1949-54; Petrol Tanker 1951-52; PP Coach 1950-52.
Rover Station Wagon 1948-51.

52088E R451 side lamp. C.P.R., 1 1/2" dia.; 12v.; single contact; Ferlux lens; special for Rolls-Royce; flush fitting.

Bentley 4 1/2 litre and 'Continental' Sports 1953-54.
Rolls-Royce 'Silver Dawn' 1953-54; 'Silver Wraith' 1946-54.

52108A LD109-AF side lamp. Black finish, C.P.R.; 2 1/2" rim dia.; 12v.; single contact; Ferlux lens; flush fitting.

Commer 2/3, 3/4, 4/5, 5 ton and 'Superpoise' (Petrol) 1949-50; 3/4, 4/5, 5 ton and 'Superpoise' (Diesel) 1950-54; 5 and 7 ton 1949-53; 6 1/2, 7 ton 1949-50; 8 ton Tractor Trailer 1950; 'Avenger' Coach (Petrol) 1949-53; Fire Tender 1952-53.

52120D 461-1 side lamp. C.P.R., 2 1/2" dia.; 12v.; single contact; clear lens; flush fitting.

A.C. 16 1948.
Daimler 2 1/2 litre 1950; 'Consort' 1950-53.
Invicta 'Black Prince' 1948-49.
Victor Electric Battery Vehicle 1951-54.

52137B 1185 side lamp. C.P.R., 1 1/2" dia.; 12v.; single contact; Ferlux lens; as 52167 except for bulb holder and bulb; special for Jaguar, welded to wing.

Jaguar 2 1/2 and 3 1/2 litre 1946-51.
S.S. 'Jaguar' 2 1/2 and 3 1/2 litre 1939-40.

52139B 489 side lamp. C.P.R., 2 1/2" dia.; 12v.; single contact; clear lens, lightly shot-blast inside; rubber body; flush fitting.

A.C. 'Petite' 1953-54.
Allard 'J' Competition and 'P2' 1953-54; 'K' and 'L' 1951; 'P' and 'M' 1949-51.
Alvis TC21 (U.S.A.) 1951-53; TA21 (U.S.A.) 1954; TB21 1952.
Armstrong Siddeley 2.3 litre 1951-52; 'Hurricane' and 'Lancaster' 1951-53; 'Whitley' 1950-53.
Austin A40 Van, 'Countryman' and Pick-up 1948-54; A40 'Devon' and 'Dorset' 1948-52; A70 (U.S.A.) 1950.
Bristol '404' 1954.
Commer Estate Car 1950-52; Estate Car (U.S.A.) 1949; 'Express' Delivery Van and Pick-up 1953-54; 25 cwt. 'Superpoise', Medium Pick-up, 2/3, 3/4, 4/5 and 5 ton 'Superpoise' 1951-54; 5 and 7 ton, 'Avenger' Coach (Petrol) and Fire Tender 1954.

52139B—continued

Daimler Ambulance 1949-54.
Healey 'Silverstone' 1950; 'Abbot' Drophead Coupé 1952-54; 'Tickford' Saloon 1953-54.
Hillman 'Minx' 1949-54.
Humber 'Hawk' 1950-54.
Jensen 4 litre 'Interceptor' Cabriolet and 'Light-weight' Commercial 1954.
Jowett 'Javelin' and 'Jupiter' 1951-54; 10 cwt. 'Bradford' Van 1953-54.
Karrier 'Bantam' 1951-54; Municipal, 'Gamecock' and Industrial 1953-54.
Lagonda 3 litre 1954.
Lambourne 'Lamb-Kar' 1952-54.
Meynell All Models 1952.
M.G. 'Magnet' 1954.
Morris 'Minor' 1950-54; 'Six' 1951-54; 'Oxford' All Models (except Series II) 1951-54; New Quarter Ton and Half Ton Van 1954; 'Cowley Van' and Pick-up 1950-53.
Morris Commercial 'J' Van 1951-54; 15/20 cwt. 1950-53; LC4 1953; NVS, NV, LD1, LD2 and LC5 1954; NVO 1951-54.
Paramount Cars Roadster and Coupé 1951-54.
Reliant 10 cwt. 3-wheeler 1951-54.
Renault 760 c.c. 4CV Saloon 1952-54.
Riley 2 1/2 litre 1954.
Rover 'Landrover' and Station Wagon 1951-54.
Singer 'SM1500' 1949-54.
Smith Electric Vehicles 2 ton Diesel 1953-54.
Standard 'Eight' and 10 Saloon 1954; 'Vanguard' 1950-54.
Sunbeam 'Alpine' 1953-54.
Sunbeam-Talbot '90' 1951-54.
Triumph 'Mayflower' 1950-53.
Trojan 15 cwt. Van and '20' Van 1954.
Wolsley 'Four Forty-Four' 1953-54; 'Four Fifty' 1951-53; 'Six Eighty' 1951-54.

As 52139B 489 side lamp. As 52139 except for voltage.

Reliant 750 c.c. 4 cylinder 1951-54; 'Regal' Car 1953-54.

52148A 470 side lamp. C.P.R., 3" x 1 1/2" dia.; 12v.; single contact; clear lens, heavy stippled inside; 12" cable; as 52151 except for cable length; clamp bracket fixing.

Austin 'Princess' 1948-53.
Healey 'Sportsmobile' 1949.

52149A 470-2 side lamp. C.P.R., 3" x 1 1/2" dia.; 12v.; single contact; clear lens, heavy stippled inside; as 52165 except for bulb holder and bulb; flush fitting.

Austin A90 1950-52.
Morris Commercial 'J' Van 1949-50.

52150B 490 side lamp. C.P.R.; 12v.; single contact; 26" cable; as 52212 except for cable length; less grommet; flush fitting.

Armstrong Siddeley 'Sapphire' 1953-54.
Daimler 2 1/2 litre 1951-53.
Jaguar XK120 1949-52.

52151B 470-1 side lamp. C.P.R., 3" x 1 1/2" dia.; 12v.; single contact; clear lens, heavy stippled inside; 26" cable; as 52148 except for cable length; clamp bracket fixing.

Lea Francis 14 Mk. V and Mk. VI 1950; 18 6 Light Saloon 1949-50 and 1952-53; 1 1/2 litre Sports 1950-54.

52160A 488 side lamp. C.P.R., 2 3/8" dia.; 12v.; single contact; clear lens, lightly shot-blast inside; rubber body; as 52162 except for bulb holder and bulb; flush fitting.

A.C. 16 1949-54.
A.F.N. 'Mille Miglia' 1951-52.
Allard 'J' Competition 1949-54; 'P2' 1952.
Bedford CA Van 1953-54.
Humber 'Super Snipe' 1953-54.
Lea Francis 14 1951-54; 18 4 Light Saloon 1951-54; 18 6 Light Saloon 1951.
Rover '75' 1950-53; 'Landrover' and Station Wagon (U.S.A.) 1951.
Vauxhall 'Velox' and 'Wyvern' 1950-54.

52162A 488 side and flashing indicator lamp. C.P.R., 2 3/8" dia.; 12v.; double contact; clear lens, lightly shot-blast inside; rubber body; as 52160 except for bulb holder and bulb; flush fitting.

A.F.N. 'Mille Miglia' (U.S.A.) 1951-54.
Allard 16 (U.S.A.) 1947-49; 'J' Competition (U.S.A.) 1949-54; 'K' and 'L' (U.S.A.) 1951; 'K3' 1954; 'P2' (U.S.A.) 1952-54; 'P' and 'M' 1949-51.
Armstrong Siddeley 'Sapphire' (U.S.A.) 1953-54.
Aston Martin DB2 1951-54.
Austin 'Healey 100' 1954.
Bristol 'X404' 1954.
Citroen 15 (U.S.A.) 1953-54; 23 (U.S.A.) 1953.
Commer 'Express' Delivery Van and Pick-up (U.S.A.) 1953-54.
Daimler Ambulance 1951-54; 'Conquest' 1954; 'Regency' (U.S.A.) 1953.
Hillman 'Minx' (U.S.A. and Canada) 1953-54.
Humber 'Hawk' 1949; 'Hawk' (U.S.A. and Canada) 1953; 'Super Snipe' 1953-54.
Jowett 'Javelin' (U.S.A.) 1951-54.
Lanchester 14 (U.S.A.) 1952-53.
Morris 'Minor' (U.S.A.) 1953-54; 'Six' (U.S.A.) 1948-52; 'Oxford' All Models (U.S.A.) except Series II 1948-50.
Riley 2 1/2 litre 1954.
Rover '75' (N.A.D.A.) 1950-53; Station Wagon 1949-50; 'Landrover' and Station Wagon ('Tickford') 1951.
Smith Electric Vehicles 1 ton Diesel, 2 ton Diesel and Standard Drive Model 1953-54.
Standard 'Vanguard' (U.S.A.) 1950-52.
Sunbeam 'Alpine' (U.S.A.) 1953-54.
Sunbeam-Talbot '90' (U.S.A.) 1953-54.
Swallow 'Doretto' 1954.
Triumph 2-seater Sports 1954.
Trojan '20' Van (Flasher) 1954.
Wolsley 'Four Fifty' (U.S.A.) 1949-53; 'Six Eighty' 1949-50.



SIDE LAMPS, Flush Fitting

(including lamps with flashing indicators)

Vehicle Application Reference—continued

52165A 470-1 side and flashing indicator lamp. C.P.R., 3" x 1 3/8" dia.; 12v.; double contact; clear lens, heavy stippled inside; as 52149 except for bulb holder and bulb; flush fitting.

Austin A90 1949; A90 (U.S.A.) 1950-52.
Daimler 27 and 36 Limousine (Hooper Bodies) 1951-53.

Healey 'Sportsmobile' (U.S.A.) 1949.
Lea Francis 18 4 Light Saloon (U.S.A.) 1952-54;
18 6 Light Saloon (U.S.A.) 1949-53; 1 1/2 litre Sports (U.S.A.) 1950-54.

52167B 1185 side and flashing indicator lamp. C.P.R., 1 3/8" dia.; 12v.; double contact; Ferlux lens; special for Jaguar; welded to wing.

Jaguar 2 1/2 and 3 1/2 litre (U.S.A.) 1951.

52175A 513 side lamp. C.P.R.; 12v.; single contact; as 52176 except for bulb holder and bulb; flush fitting.

Daimler 'Regency' Coupé 1953.
Jaguar 2 1/2 litre 1951; 3 1/2 litre 1951-54; XK120 1952-54.

52176B 513 side and flashing indicator lamp. C.P.R.; 12v.; double contact; as 52175 except for bulb holder and bulb; flush fitting.

Daimler 'Regency' Coupé (U.S.A.) 1953.
Jaguar 2 1/2 litre 1951; 3 1/2 litre 1951-54; XK120 (U.S.A.) 1952-54.

52177B 461-1 side and flashing indicator lamp. C.P.R., 2 1/8" dia.; 12v.; double contact; clear lens; lightly shot-blast inside; flush fitting.

Daimler 2 1/2 litre (U.S.A.) 1951-53.

52200A 464 side lamp. C.P.R., 4 3/8" x 2 1/8" dia.; 12v.; single contact; clear, fluted lens, shot-blast inside; as 53222 except for bulb holder and bulb; flush fitting.

Humber 'Super Snipe' 1950-52; 'Pullman' and 'Imperial' 1949-54.

52202B 461-1 side and flashing indicator lamp. C.P.R., 2 1/8" dia.; 12v.; double contact; clear lens; special for Rolls-Royce; flush fitting.

Bentley 'Continental' Sports 1952.

52209A 513 side and flashing indicator lamp. C.P.R.; 12v.; double contact; special for Rolls-Royce; flush fitting.

Bentley 4 1/2 litre (U.S.A.) 1953-54.

52212A 490 side lamp. C.P.R.; 12v.; single contact; 32" cable; as 52150 except for cable length; complete with grommet; flush fitting.

Armstrong Siddeley 'Sapphire' 1953-54.

52215A 545 side lamp. C.P.R., 2 1/8" x 2 3/8" dia.; 12v.; single contact; clear lens, lightly stippled inside; as 52216 except for bulb holder and bulb; flush fitting.

Morris 'Oxford' Series II (right hand drive) 1954.

52216A 545 side and flashing indicator lamp. C.P.R., 2 1/8" x 2 3/8" dia.; 12v.; double contact; clear lens, lightly stippled inside; as 52215 except for bulb holder and bulb; flush fitting.

Morris 'Oxford' Series II (left hand drive) 1954.

52217A 513 side lamp. C.P.R.; 12v.; single contact; as 52218 except for bulb holder and bulb; flush fitting.

Riley 1 1/2 litre 1954.

52218A 513 side and flashing indicator lamp. C.P.R.; 12v.; double contact; as 52217 except for bulb holder and bulb; flush fitting.

Riley 1 1/2 litre (Export) 1954.

53210B 488 side lamp. C.P.R., 2 3/8" dia.; 12v.; single contact; clear fluted lens, shot-blast inside; as 52160 except for bulb holder and bulb; flush fitting.

Daimler 'Conquest' 1954; 'Regency' 1953.
Jensen 4 litre 'Interceptor' Cabriolet 1954.
Lanchester 14 1952-53.
Rover '60' (Flasher) 1954; '75' (N.A.D.A.) 1954; 'Landrover' and Station Wagon 1954.

53210B 488 side lamp. C.P.R., 2 3/8" dia.; 24v.; single contact; clear fluted lens, shot-blast inside; as 52160 except for bulb; flush fitting.

Commer R6 7 ton Diesel 1954.

53222A 464 side and flashing indicator lamp. C.P.R., 4 3/8" x 2 1/8" dia.; 12v.; double contact; clear fluted lens, shot-blast inside; as 52200 except for bulb holder and bulb; flush fitting.

Humber 'Super Snipe' (U.S.A.) 1951; 'Pullman' and 'Imperial' (U.S.A.) 1952-54.

N.B. Part Numbers prefixed with letter 'A' denote 6v. equipment C.P. ... Chromium plated C.P.R. ... Chromium plated rim v. ... Volt

SUPERSESSION CHART

Part No.	Replaced by	Part No.	Replaced by	Part No.	Replaced by	Part No.	Replaced by
52003	52153	52099	52164	522007	52157	523666	52153
A52003	A52153	52105	52154	522073	52164	523882	52137
52004	52153	A52105	A52154	522158	52153	523945	52030
52026	52156	52110	52154	522169	52157	524322	52164
52027	52157	52113	52121	522178	52153	524622	52157
52029	52057	A52117	52188	522189	52157	524623	52157
52032	52164	52118	52148	522202	52153	524624	52157
52040	52157	52130	52165	522203	52157	524625	52157
A52040	A52157	52133	52047	522641	52153	524626	52157
52042	52164	52138	52167	522646	52153	524628	52157
52043	52137	52142	52162	522656	52157	524629	52157
52044	52156	52143	52160	522854	52156	524631	52157
52051	52164	52152	52139	522871	52153	524863	52157
52052	52121	52158	52200	522873	52153	524873	52157
52058	52121	52197	52030	522877	52156	524881	52157
52060	52164	52205	52182	522968	52164	524883	52153
52066	52154	52206	52160	522972	52121	524884	52153
A52066	A52154	520620	52030	522973	52164	524887	52156
52067	52156	520650	52153	522976	52164	524888	52157
52068	52157	520765	52154	522979	52164	524982	52157
52071	52164	520813	52153	522996	52164	525000	52153
52074	52153	520940	52053	523004	52164	525020	52157
52078	52057	521042	52030	523009	52164	525028	52154
52079	52154	521888	52164	523051	52164	525037	52153
52084	52164	521972	52157	523447	52156	525325	52153
52089	52164	521987	52157	523465	52153	525326	52153
A52091	A52157	521988	52057	523529	52030	525332	52153
52092	52164	521991	52157	523531	52030	525332	52153
52097	52189	522006	52157	523663	52153	525342	52154


LUCAS

SECTION

L

REAR LAMPS REFLEX REFLECTORS FLASHING INDICATOR LAMPS

REAR LAMPS Descriptive Reference



MODEL ST38

Part No.	Suitable for	Finish	Contact	Voltage	No. of Bulbs	Remarks
53067	Stop tail and number plate illumination ..	Black	Single	12	2	—
53071	Stop tail and number plate illumination ..	Black	Single	12	3	—
A53071	Stop tail and number plate illumination ..	Black	Single	6	3	—

MODEL T38

53241	Tail and number plate illumination ..	Black	Double	12	1	Insulated return
-------	---------------------------------------	-------	--------	----	---	------------------

MODEL DC43

53076	Stop tail and number plate illumination ..	Black	Double	12	1	—
-------	--	-------	--------	----	---	---

MODEL ST51

53027	Stop tail and number plate illumination ..	Chromium	Single	12	2	—
53029	Stop tail and number plate illumination ..	Chromium	Single	12	2	—
53072	Stop tail and number plate illumination ..	Black	Single	12	2	—
A53072	Stop tail and number plate illumination ..	Black	Single	6	2	—
53081	Stop tail and number plate illumination ..	Black	Single	12	2	—

MODEL TR51-I

53032	Reverse tail and number plate illumination	Chromium	Single	12	2	—
53035	Reverse tail and number plate illumination	Chromium	Single	12	2	Special cable entry


MODEL ST52

53031	Stop tail and number plate illumination ..	Black	Single	12	3	—
-------	--	-------	--------	----	---	---

continued



REAR LAMPS, Descriptive Reference



MODEL ST53

Part No.	Suitable for	Finish	Contact	Voltage	No. of Bulbs	Remarks
53049	Stop tail	Chromium	Single	12	1	Special for Hillman 'Minx' 1945

MODEL ST54

53057	Stop tail	Chromium	Single	12	2	Less body, for fitting in recessed panel
-------	-------------------	----------	--------	----	---	--

MODEL AT201L

53007	Tail and number plate illumination ..	Black	Single	12	1	---
A53007	Tail and number plate illumination ..	Black	Single	6	1	---
53041	Tail and number plate illumination ..	Black	Double	12	1	---
A53133	Tail and number plate illumination ..	Grey	Single	6	1	---

MODEL WT203

53036	Tail and number plate illumination ..	Black	Double	12	1	---
-------	---------------------------------------	-------	--------	----	---	-----

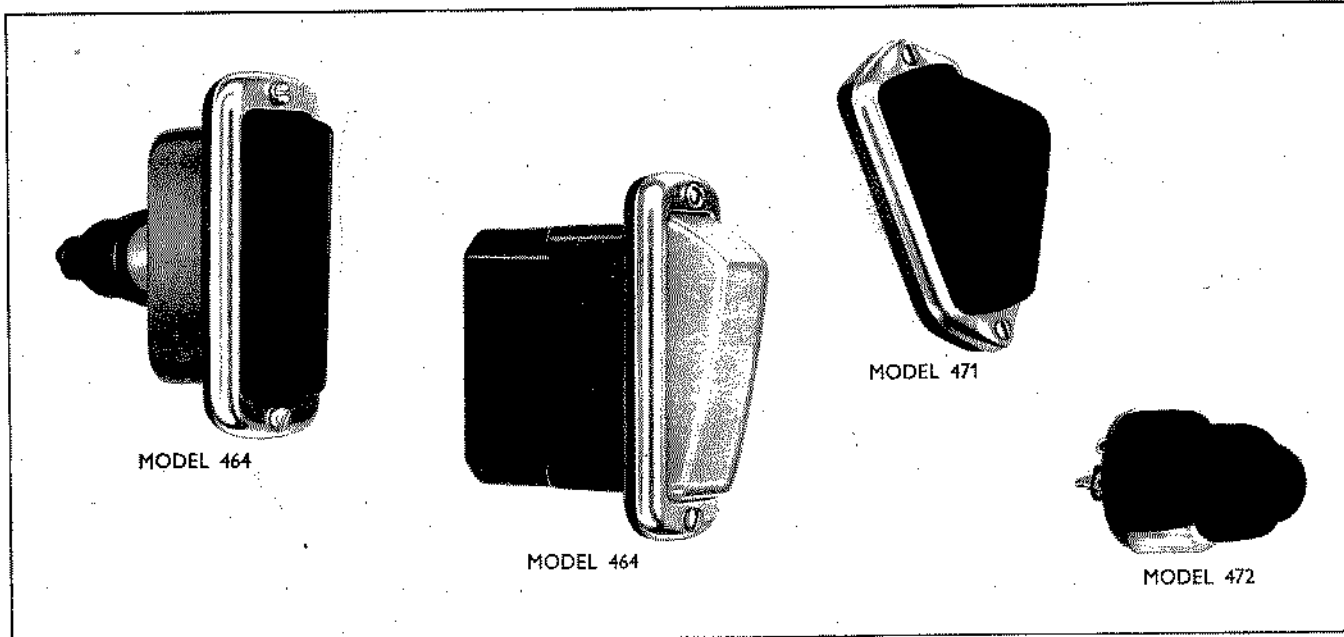
MODEL MT211

53056	Tail and number plate illumination ..	Black	Single	12	1	---
A53056	Tail and number plate illumination ..	Black	Single	6	1	---

MODEL 461

52120	Reverse	C.P.R.	Single	12	1	---
53113	Stop	C.P.R.	Single	12	1	---
53193	Stop tail	C.P.R.	Double	12	1	Special location
53194	Stop tail	C.P.R.	Double	12	1	---
53294	Flasher indicator	C.P.R.	Single	12	1	Amber lens
53306	Stop and flasher indicator	C.P.R.	Double	12	1	Amber lens
53307	Reverse	C.P.R.	Single	12	1	---

REAR LAMPS, Descriptive Reference



MODEL 464

Part No.	Suitable for	Finish	Contact	Voltage	No. of Bulbs	No. of Bulb Covers	Body Features
53095	Stop tail	C.P.R.	Single	12	2	2	Deep
53103	Stop tail and reverse	C.P.R.	Single	12	2	1	Deep
53128	Reverse	C.P.R.	Single	12	1	—	Shallow
53153	Stop tail and flasher indicator	C.P.R.	Single and Double	12	2	—	Deep
53174	Stop tail or tail and flasher indicator	C.P.R.	Double	12	2	—	Deep
53175	Stop tail and reverse	C.P.R.	Single and Double	12	2	1	Special
53177	Stop tail and reverse	C.P.R.	Single and Double	12	2	1	Shallow
53179	Stop tail and boot illumination	C.P.R.	Double	12	1	—	Shallow, with window
53180	Stop tail	C.P.R.	Double	12	1	—	Shallow
53183	Stop tail and flasher indicator	C.P.R.	Single and Double	12	2	—	Shallow
53184	Stop tail and reverse	C.P.R.	Single and Double	12	2	1	Shallow
53198	Stop tail and reverse	C.P.R.	Single and Double	12	2	1	Shallow
53199	Stop tail	C.P.R.	Double	12	1	—	Deep
53201	Stop tail and reverse	C.P.R.	Double	12	2	1	Shallow
53202	Stop tail and reverse	C.P.R.	Double	12	2	1	Shallow
53203	Stop tail and reverse	C.P.R.	Single and Double	12	2	1	Shallow
53207	Stop	C.P.R.	Single	12	1	—	Shallow
53221	Stop tail and reverse	C.P.R.	Single and Double	12	2	1	Shallow
53226	Stop tail	C.P.R.	Double	12	1	—	Shallow
53227	Tail and flasher indicator	C.P.R.	Single and Double	12	1	—	Shallow

MODEL 471


Part No.	Suitable for	Finish	Contact	Voltage	No. of Bulbs	Remarks
53200	Stop tail or tail and flasher indicator	C.P.R.	Double	12	1	Glass lens
53288	Stop tail	C.P.R.	Double	12	1	Diakon lens
53318	Stop tail	C.P.R.	Double	12	1	Special rim

MODEL 472

53009	Stop tail	—	Double	12	1	—
53223	Reverse	—	Single	12	1	—



REAR LAMPS, Descriptive Reference



MODEL 476

Part No.	Suitable for	Finish	Contact	Voltage	No. of Bulbs	Remarks
53116	Reverse tail and number plate illumination	Chromium	Single	12	1	—
53117	Stop tail and number plate illumination ..	Chromium	Single	12	2	—
53118	Stop tail and number plate illumination ..	Chromium	Single	12	2	As 53117 except bulb holder

MODEL 477

A53182	Stop tail and number plate illumination ..	C.P.R.	Double	6	1	—
--------	--	--------	--------	---	---	---

MODEL 482

53131	Stop tail	C.P.R.	Double	12	1	—
-------	-------------------	--------	--------	----	---	---

MODEL 484

53172	Stop tail and reverse... .. .	C.P.R.	Double	12	2	—
-------	-------------------------------	--------	--------	----	---	---

MODEL 488


52162	Reverse	C.P.R.	Double	12	1	—
53178	Stop tail or tail and flasher	C.P.R.	Double	12	1	—
A53178	Stop tail or tail and flasher	C.P.R.	Double	6	1	—
53210	Reverse tail	C.P.R.	Single	12	1	—
53211	Stop tail	C.P.R.	Double	12	1	Less body but with rubber base

MODEL 494

052671	Reverse	Chromium	Single	6	1	—
052672	Reverse	Chromium	Single	12	1	—

C.P.R. .. Chromium plated rim

REAR LAMPS, Descriptive Reference



MODEL 511

Part No.	Suitable for	Finish	Contact	Voltage	No. of Bulbs	Remarks
052707	Reverse	Beige body, C.P.R.	Single	12	1	—
052708	Reverse	Beige body, C.P.R.	Single	6	1	—

MODEL 515

53218	Stop tail	—	Double	12	1	Special for Vauxhall
-------	-------------------	---	--------	----	---	----------------------

MODEL 525

53244	Stop tail and number plate illumination ..	—	Double	12	1	—
A53269	Stop tail and number plate illumination ..	—	Double	6	1	—

MODEL 529

53256	Tail and number plate illumination ..	—	Single	12	1	—
A53256	Tail and number plate illumination ..	—	Single	6	1	—

MODEL 531-1

53290	Stop tail, Reverse and reflex	—	Single and Double	12	2	Special for Standard 'Vanguard'
-------	-------------------------------------	---	----------------------	----	---	------------------------------------

MODEL 538


53298	Stop tail or tail and flasher	—	Double	12	1	—
-------	---------------------------------------	---	--------	----	---	---

MODEL 542

53305	Stop tail and reflex	—	Double	12	1	—
-------	------------------------------	---	--------	----	---	---



REAR LAMPS, Descriptive Reference



MODEL 546

Part No.	Suitable for	Finish	Contact	Voltage	No. of Bulbs	Remarks
53310	Stop tail and reflex	C.P.R.	Double	12	1	Left hand lamp, R.H.D.
53311	Stop tail and reflex	C.P.R.	Double	12	1	Right hand lamp, R.H.D.
53312	Stop tail flasher and reflex	C.P.R.	Double	12	1	Left hand lamp, L.H.D.
53313	Stop tail flasher and reflex	C.P.R.	Double	12	1	Right hand lamp, L.H.D.

MODEL 1130

52114	Tail	Black	Single	12	1	---
-------	------	-------	--------	----	---	-----

C.P.R. ... Chromium plated rim. R.H.D. ... Right hand drive. L.H.D. ... Left hand drive.

NUMERICAL REFERENCE CHART

For number plate lamps, see page L25 onwards

Part No.	Model	Description	Part No.	Model	Description
52114	1130	Tail	53063	ST38C	Stop tail and number plate
52120	461-1	Reverse	53066	ST38C	Stop tail and number plate
52162	488	Reverse	53067	ST38C	Stop tail and number plate
53007	AT201L	Tail and number plate	53068	ST38C	Stop tail and number plate
A53007	AT201L	Tail and number plate	53071	ST38D	Stop tail and number plate
53008	ST38C	Stop tail and number plate	A53071	ST38D	Stop tail and number plate
A53008	ST38C	Stop tail and number plate	53072	ST51-1	Stop tail and number plate
53027	ST51-1	Stop tail and number plate	A53072	ST51-1	Stop tail and number plate
52028	ST38D	Stop tail and number plate	53076	DC43	Stop tail and number plate
53029	ST51	Stop tail and number plate	53077	ST52D	Stop tail and number plate
53031	ST52	Stop tail and number plate	53079	ST51-1	Stop tail and number plate
A53031	ST52	Stop tail and number plate	53081	ST51	Stop tail and number plate
53032	TR51-1	Reverse tail and number plate	53082	461	Stop tail
53035	TR51-1	Reverse tail and number plate	53091	461	Stop tail
53036	WT203	Tail and number plate	53092	464	Stop tail and reverse
53041	AT021L	Tail and number plate	53094	464	Stop tail and reverse
53049	ST53	Stop tail	53095	464	Stop tail
53056	MT211	Tail and number plate	53098	464	Stop tail and boot
A53056	MT211	Tail and number plate	53099	472	Stop tail
53057	ST54	Stop tail	53102	471	Stop tail
53060	ST51	Stop tail and number plate	53103	464	Stop tail and reverse
A53060	ST51	Stop tail and number plate	53113	461	Stop

continued


REAR LAMPS, Numerical Reference Chart



Part No.	Model	Description	Part No.	Model	Description
53115	464	Stop tail and reverse	53271	531	Stop tail, reverse and reflex
53116	476	Reverse tail and number plate	53288	471	Stop tail
53117	476	Stop tail and number plate	53290	531-1	Stop tail, reverse and reflex
53118	476	Stop tail and number plate	53294	461	Flasher indicator
53120	464	Stop tail	53298	538	Stop tail
53123	464	Stop tail and reverse	53305	542	Stop tail and reflex
53127	464	Stop tail	53306	461	Flasher indicator
53128	464	Reverse	53307	461	Reverse
53131	484	Stop tail	53310	546	Stop tail and reflex
A53133	AT201L	Tail and number plate	53311	546	Stop tail and reflex
53134	484	Stop tail	53312	546	Stop tail flasher indicator and reflex
53140	480	Tail and number plate	53313	546	Stop tail flasher indicator and reflex
A53140	480	Tail and number plate	53318	471	Stop tail
53142	464	Stop tail and reverse	052671	494	Reverse
53143	464	Stop tail and reverse	052672	494	Reverse
53145	464	Stop tail	052707	511	Reverse
53146	464	Stop tail	052708	511	Reverse
53150	461-1	Stop tail	520412	ST38A	Stop tail and number plate
53151	488	Stop tail	520423	ST38A	Stop tail and number plate
53153	464	Stop tail and flasher indicator	520426	ST38A	Stop tail and number plate
53156	464	Stop tail	520427	ST38A	Stop tail and number plate
53166	464	Stop tail	520428	ST38A	Stop tail and number plate
53172	484	Stop tail	520443	ST38A	Stop tail and number plate
53173	464	Stop tail	520972	ST38AS	Stop tail and number plate
53174	464	Stop tail or tail and flasher indicator	521038	T101	Tail and number plate
53175	464	Stop tail and reverse	521039	T101	Tail and number plate
53176	464	Stop tail	521276	312A	Stop tail and number plate
53177	464	Stop tail and reverse	521751	ST38	Stop tail and number plate
53178	488	Stop tail or tail and flasher indicator	522793	312	Stop tail and number plate
A53178	488	Stop tail or tail and flasher indicator	522800	312	Stop tail and number plate
53179	464	Stop tail and boot	523207	ST50	Stop tail and number plate
53180	464	Stop tail	523208	ST50	Stop tail and number plate
A53182	477	Stop tail and number plate	523253	ST52	Stop tail and number plate
53183	464	Stop tail and flasher indicator	523549	ST38A	Stop tail and number plate
53184	464	Stop tail and reverse	523594	ST38C	Stop tail and number plate
53192	461	Stop tail	523595	ST38C	Stop tail and number plate
53193	461	Stop tail	523639	ST52A	Stop tail and number plate
53194	461	Stop tail	523640	ST52A	Stop tail and number plate
53196	464	Stop tail	523645	ST52	Stop tail and number plate
53197	471	Stop tail	523752	ST50B	Stop tail and number plate
53198	464	Stop tail and reverse	523770	ST50B	Stop tail and number plate
53199	464	Stop tail	523808	ST50B	Stop tail and number plate
53200	471	Stop tail or tail and flasher indicator	523809	ST50	Stop tail and number plate
53201	464	Stop tail and reverse	523824	ST50C	Stop tail and number plate
53202	464	Stop tail and reverse	523829	ST50C	Stop tail and number plate
53203	464	Stop tail and reverse	523853	RT54	Reverse tail and number plate
53204	461	Stop tail	523854	TR50B	Reverse tail and number plate
53207	464	Stop	523865	TR50C	Reverse tail and number plate
53210	488	Reverse	523867	TR50C	Reverse tail and number plate
53211	488	Stop tail	524669	ST52A	Stop tail and number plate
53218	515	Stop tail	524752	ST51	Stop tail and number plate
53220	471	Stop tail	524753	ST51	Stop tail and number plate
53221	464	Stop tail and reverse	524754	ST51	Stop tail and number plate
53223	472	Reverse	524936	ST38C	Stop tail and number plate
53226	464	Stop tail	524951	ST38C	Stop tail and number plate
53227	464	Stop tail and flasher indicator	525123	ST50C	Stop tail and number plate
53241	T38	Tail	525133	TR50C	Reverse tail and number plate
53244	525	Stop tail and number plate	525182	ST53	Stop tail
53256	529	Tail and number plate	525361	ST54	Stop tail
A53256	529	Tail and number plate	525632	AT201L	Tail and number plate
A53269	525	Stop tail and number plate			

REAR LAMPS

LENS CHART—STOP, TAIL AND REVERSE LAMPS



REAR LAMPS



LENS CHART

For number plate lamp lenses, see page L28

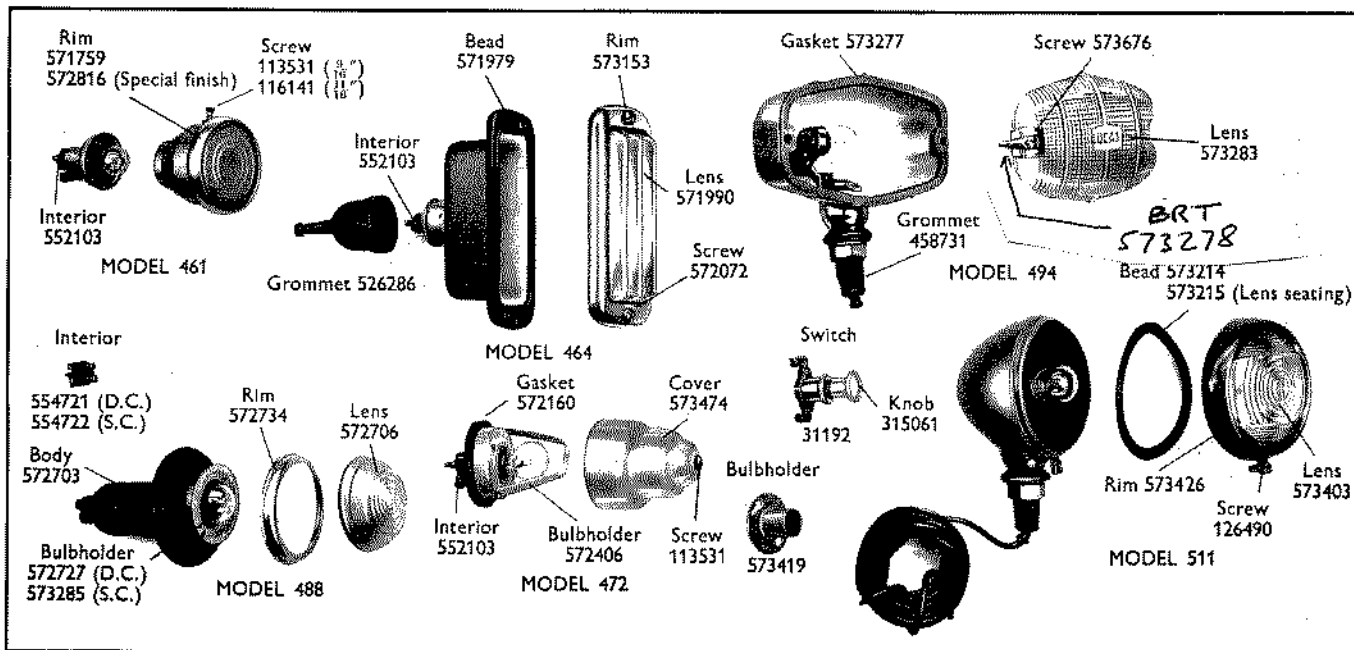
Lens Diameter Overall	Lens Part No.	Illustration Reference	Fitted to	Material	Description
1 $\frac{5}{32}$ "	526228	1	MT211	Cellastoid	Clear.
1 $\frac{1}{4}$ "	571664	2	T101	Glass	Ruby.
1 $\frac{19}{32}$ "	521908	3	AT201L	Diakon	Ruby, circular fluted.
2"	572507	4	482	Glass	Ruby, lightly stippled; centre screw fixing.
2 $\frac{3}{8}$ "	572704	5	488	Glass	Ruby, circular fluted.
2 $\frac{3}{8}$ "	572706	6	488	Glass	Clear, circular fluted.
2 $\frac{3}{8}$ "	573997	8	531	Glass	Ruby, domed; internal grooves.
2 $\frac{3}{8}$ "	574000	7	531	Glass	Clear, domed.
2 $\frac{15}{16}$ " \times 1 $\frac{13}{16}$ "	523764	9	ST50	Glass	Clear.
2 $\frac{15}{16}$ " \times 1 $\frac{5}{16}$ "	524797	10	ST51	Glass	Clear.
2 $\frac{15}{16}$ " \times 1 $\frac{7}{16}$ "	526406	11	529	Diakon	Clear, semi-circular; fluted.
2 $\frac{11}{32}$ "	571765	12	312	Glass	Clear, stippled.
2 $\frac{5}{32}$ " \times 3 $\frac{1}{2}$ "	572441	13	476	Glass	Half clear, half ruby; fluted.
2 $\frac{5}{32}$ " \times 3 $\frac{1}{2}$ "	572442	14	476	Glass	As 572441, but all ruby.
3 $\frac{5}{32}$ " \times 2 $\frac{21}{32}$ "	521578	15	TR51	Glass	D-shaped, half clear, half ruby; fluted.
3 $\frac{5}{32}$ " \times 2 $\frac{21}{32}$ "	522264	16	TR51	Glass	D-shaped, ruby; fluted.
3 $\frac{1}{2}$ "	573403	17	511	Glass	Clear, circular; fluted.
3 $\frac{1}{16}$ "	*520410	18	ST38	Glass	Ruby, fluted; vertical fixing.
3 $\frac{1}{16}$ "	524171	19	ST38, T38	Glass	Ruby, stippled; single cone.
3 $\frac{1}{2}$ " \times 1 $\frac{15}{32}$ "	572578	20	484	Glass	Ruby, dished; single cone.
3 $\frac{1}{2}$ " \times 1 $\frac{11}{16}$ "	523255	21	ST52	Glass	Ruby, stippled.
3 $\frac{13}{16}$ " \times 1 $\frac{3}{4}$ "	523307	22	ST54	Glass	D-shaped, ruby; stippled U-shaped flutes.
2 $\frac{23}{32}$ " \times 1 $\frac{23}{32}$ "	526404	23	529	Diakon	Ruby, grooved; single centre cone.
4 $\frac{1}{16}$ " \times 1 $\frac{1}{32}$ "	523646	24	ST52A	Glass	Clear, fluted.
4 $\frac{13}{32}$ " \times 2 $\frac{3}{32}$ "	573819	25	525	Diakon	Ruby, single centre cone.
4 $\frac{1}{2}$ " \times 1 $\frac{7}{16}$ "	521758	26	ST38	Cellastoid	Clear.
4 $\frac{13}{32}$ " \times 2 $\frac{3}{8}$ "	572231	27	471	Glass	Ruby, dished; single centre cone and reflex.
4 $\frac{9}{16}$ " \times 2 $\frac{3}{8}$ "	572239	28	471	Diakon	Ruby, dished; single centre cone; similar to 572231, but less reflex.
4 $\frac{23}{32}$ " \times 2 $\frac{9}{16}$ "	574325	29	542	Diakon	Ruby, half circular flutes, lower half reflex.
5 $\frac{1}{4}$ " \times 2"	571990	30	464	Glass	Clear, ridged; shot-blast inside.
5 $\frac{1}{4}$ " \times 2"	572089	31	464	Glass	Amber; otherwise as 571990.
5 $\frac{1}{4}$ " \times 2"	572672	32	464	Glass	Ruby, ribbed; similar to 572673, but two-cone.
5 $\frac{3}{16}$ " \times 2 $\frac{7}{16}$ "	574460	33	546	Diakon	Two-cone, top half reflex (right hand).
5 $\frac{3}{16}$ " \times 2 $\frac{7}{16}$ "	574461	34	546	Diakon	Left hand; otherwise as 574460.
5 $\frac{5}{32}$ " \times 2"	571974	35	464	Glass	Clear, ridged; radiused to suit wing contour; lightly shot-blast.
5 $\frac{9}{32}$ " \times 2"	572673	36	464	Glass	Ruby, ribbed; single centre cone.
5 $\frac{9}{32}$ " \times 2"	572876	37	464	Glass	Ruby, dished; two centre cones.
5 $\frac{9}{32}$ " \times 2"	572888	38	464	Glass	Ruby, dished; single centre cone.
5 $\frac{5}{16}$ " \times 3 $\frac{3}{16}$ "	573283	39	494	Glass	Clear, horizontal fluted; Lucas medallion.
5 $\frac{11}{32}$ " \times 2"	571989	40	464	Glass	Clear, dished; lightly shot-blast.
5 $\frac{11}{32}$ " \times 2"	571997	41	464	Glass	Ruby, ridged.
5 $\frac{11}{32}$ " \times 2"	572653	42	464	Glass	Half clear, half lightly shot-blast, dished.
5 $\frac{9}{16}$ " \times 2 $\frac{23}{32}$ "	573543	43	515	Glass	Ruby, domed; special for Vauxhall.
6 $\frac{1}{4}$ " \times 2 $\frac{5}{8}$ "	525186	44	ST53	Glass	Special ruby lens for Hillman 'Minx' 1945.

* See Supersession Chart



REVERSE LAMPS

DETAILED SPARE PARTS



D.C. .. Double contact S.C. .. Single contact

Part No.	52120D	52162B	53128F	53210A	53223A	53307A	052671	052672	052707	052708
Model	461-1	488	464	488	472	461	494	494	511	511
Finish	C.P.R.	C.P.R.	C.P.R.	C.P.R.	—	C.P.R.	Chromium	Chromium	Polychromatic Beige	Polychromatic Beige
Rim or door	571759	572734	573153	572734	—	572816	—	—	573426	573426
Screw, rim fixing	113531	—	572072	—	—	116141	*573676	*573676	126490	126490
Bead	—	—	571979	—	—	—	—	—	573214	573214
Lens, reverse tail	—	572706	571990	572706	—	—	573283	573283	†573215	†573215
Bulb, single contact	207	—	382	382	382	382	106	382	382	106
Bulb, double contact	—	380	—	—	—	—	—	—	—	—
Body	—	572703	—	572703	—	—	—	—	—	—
Gasket, rubber	—	—	—	—	572160	—	573277	573277	—	—
Cover	—	—	—	—	573474	—	—	—	—	—
Grommet, rubber	—	—	526286	—	—	—	458731	458731	458731	458731
Interior	552103	554721	552103	554722	552103	552103	—	—	—	—
Bulb holder	—	572727	—	573285	—	—	—	—	573419	573419
Backshell	—	—	—	—	572406	—	—	—	—	—
Switch	—	—	—	—	—	—	31192	31192	31192	31192
Knob	—	—	—	—	—	—	315061	315061	315061	315061

* Lens fixing. † Reflector to lens. C.P.R. .. Chromium plated rim.

Vehicle Application Reference

52120D 461-1. C.P.R., 2 3/8" dia.; 12v.; single contact; clear lens; flush fitting.
Aston Martin 2 litre 1947-50.

52162A 488. C.P.R., 2 3/8" dia.; 12v.; double contact; clear lens; flush fitting.
A.C. 16 (Special Orders) 1953-54.

53128F 464. C.P.R., 4 1/4" x 2 1/4" dia.; 12v.; single contact; clear lens; shallow box type body; flush fitting.
Bentley 4 1/2 litre Mk. VI 1948-51.
Rolls-Royce 'Silver Wraith' (Switzerland) 1951-54.

53210A 488. C.P.R., 2 3/8" dia.; 12v.; single contact; clear lens; rubber body; flush fitting.
Morris 'Oxford' Taxi and Hire Car 1951.
Riley 'Pathfinder' 1954.
Vauxhall 'Velox' and 'Wyvern' (Special Orders) 1952-54.

53223A 472. Clear moulded glass cover; 12v.; single contact; two-stud fixing.
Jowett 'Javelin' De Luxe 1951.

53307A 461. C.P.R., 2 3/8" dia.; 12v.; single contact; clear lens; flush fitting.
Bentley 'Continental' Sports 1953-54.

052671 494. C.P. finish; 6v.; single contact; clear lens; complete with switch; spigot fixing.
General sales.

052672 494. 12v.; otherwise as 052671.
General sales.

052707 511. Polychromatic beige; C.P.R., 3 1/2" dia.; 12v.; single contact; clear lens; complete with switch and knob; spigot fixing.
General sales.

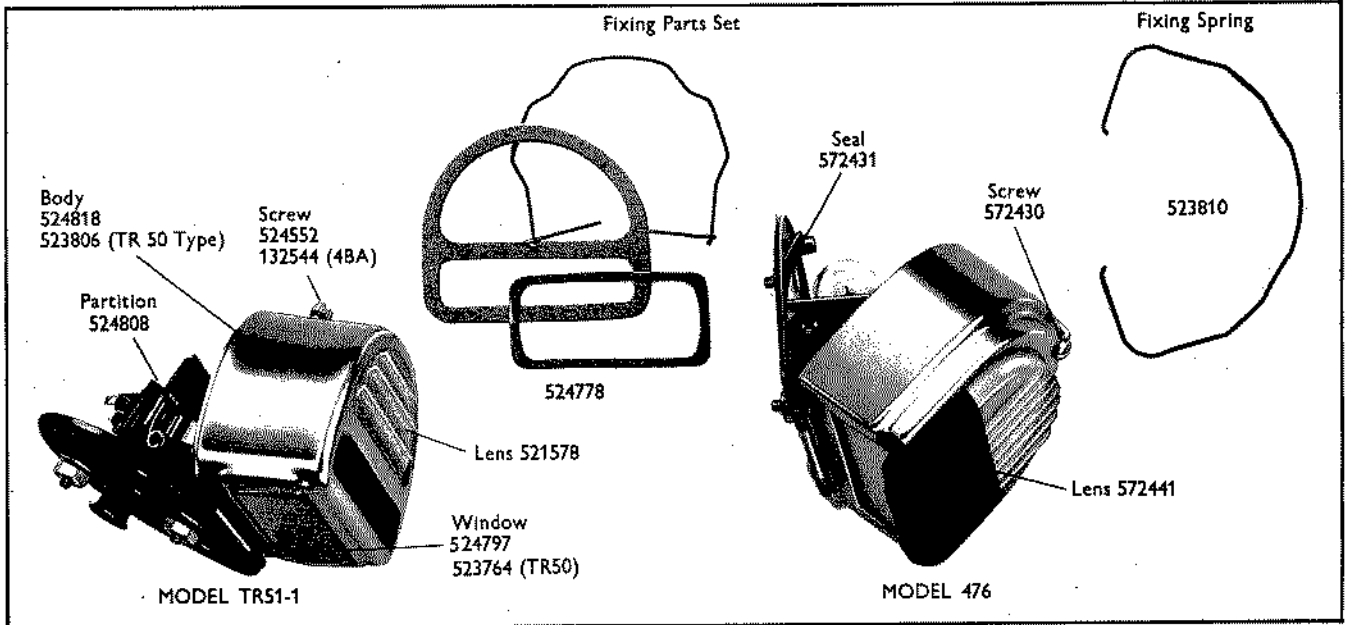
052708 511. 6v.; otherwise as 052707.
General sales.

C.P. .. Chromium plated C.P.R. .. Chromium plated rim v. .. Volt

REVERSE TAIL AND NUMBER PLATE LAMPS



DETAILED SPARE PARTS



Part No.	53032B	53035B	53116A	*523853	*523854	*523865	*523867	*525133
Model	TR51-1	TR51-1	476	RT54	TR50B	TR50C	TR50C	TR50C
Finish	Chromium	Chromium	Chromium	Chromium	Black	Chromium	Chromium	Chromium
Seal, rubber	—	—	572431	—	—	—	—	—
Lens, reverse tail	521578	521578	572441	521578	521578	521578	521578	521578
Lens or window, rolled sheet	524797	524797	—	523764	523764	523764	523764	523764
Partition	524808	524808	—	—	—	—	—	—
Bulb, single contact	207	207	382	207	207	207	207	207
Bulb, reverse tail	No. 1	No. 1	989	No. 1	57	No. 1	No. 1	No. 1
Body	524818	524818	—	523806	—	—	—	—
Screw, body fixing	524552	524552	572430	—	—	132544	—	524552
Spring, lens fixing	—	—	—	523810	523810	523810	523810	523810
Fixing parts, set	524778	524778	—	—	—	—	—	—

* See Supersession Chart.

Vehicle Application Reference

53023B TR51-1. C.P. finish; 12v.; two single contact bulb holders; half clear, half ruby lens; two-stud fixing.

Allard 16 4-seater 1947-49; 'L' Models 1949-51.
Armstrong Siddeley 16 1939-40.
Austin 25 cwt. Ambulance 1948.
Humber 16 1939-40; 'Super Snipe' 1939-46;
'Pullman' and 'Imperial' 1946-47.
M.G. 1½ litre 1947-53; 1½ litre (Tourer) 1939.
Morris 25 1939.
Riley 1½ litre 1946-54; 2½ litre 1947-53.

53023B TR51-1—continued

Rover 10 and 12 (Export) 1946-47; 14 and 16 (Export) 1946-47.
Sunbeam-Talbot 10 and 2 litre 1939-47.

53035B TR51-1. C.P. finish; 12v.; two single contact bulb holders; half ruby, half clear lens; special hole for cable entry; two-stud fixing.

Rover 10 and 12 1939-47; 14 and 16 1939-47; 20 1939-40.

53116A 476. C.P. finish; 12v.; single contact; half ruby and half clear lens; two-stud fixing.

Austin Ambulance and Hearse 1953-54.
Daimler 'Consort' 1950-53.
Healey 16 Roadster and Saloon 1948-49.
Humber 'Super Snipe' 1947-52; 'Pullman' and 'Imperial' 1950.



STOP TAIL LAMPS

Illustrations on page L15

DETAILED SPARE PARTS

Part No.	53049A	53057A	*53082B	*53091E	53095F	53099A	*53102D
Model	ST53	ST54	461	461	464	472	471
Finish	C.P.R.	C.P.R.	C.P.R.	C.P.R.	C.P.R.	—	C.P.R.
Rim or door	—	525365	572814	572815	573153	—	572224
Screw, rim fixing	—	—	113531	116141	572072	†113531	572230
Channel, rubber	525188	523324	—	—	571979	—	—
Lens, stop tail	525186	523307	—	—	—	572403	572231
Lens, reverse tail	—	—	—	—	571989	—	—
Pad, seating, offside	—	—	—	—	—	—	—
Pad, seating, nearside	—	—	—	—	—	—	—
Cover, bulb	—	—	—	—	571978	—	—
Bulb, single contact	207	207	—	—	‡382 207	—	—
Bulb, double contact	—	—	381	381	—	381	381
Body	—	—	—	—	—	—	—
Gasket, rubber	525195	—	—	—	—	572160	572225
Screw, body fixing	§100003	—	—	—	—	—	—
Rubber, seating	—	—	—	—	—	—	—
Screw, bulb holder plate fixing	100003	—	—	—	571995	—	—
Grommet, rubber	§525194	—	—	—	—	—	—
Interior, single contact	—	—	—	—	552103	—	—
Interior, double contact	—	—	552101	552101	—	552101	552101
Bulb holder	—	—	—	—	—	—	—
Backshell	—	—	—	—	—	572406	—
Fixing parts, set	525201	—	—	—	—	—	—

Part No.	*53120B	*53127B	53131B	*53134B	*53145B	*53146D	*53150B
Model	464	464	482	484	464	464	461-1
Finish	C.P.R.	C.P.R.	C.P.R.	C.P.R.	C.P.R.	C.P.R.	C.P.R.
Rim or door	573153	573153	—	572580	573153	573153	572792
Screw, rim fixing	572072	572072	¶572510	572582	572072	572072	113531
Channel, rubber	571979	571979	572523	571979	571979	571979	—
Lens, stop tail	571997	572089	572507	572578	572660	572672	—
Lens, reverse tail	—	—	—	—	—	—	—
Pad, seating, offside	—	—	—	572584	—	—	—
Pad, seating, nearside	—	—	—	572585	—	—	—
Cover, bulb	—	—	—	—	—	—	—
Bulb, single contact	—	382	—	—	382	382	—
Bulb, double contact	381	—	381	381	381	381	381
Body	—	—	—	—	—	—	—
Gasket, rubber	—	—	—	—	—	—	—
Screw, body fixing	—	—	—	—	—	—	—
Rubber, seating	—	—	—	—	—	—	—
Screw, bulb holder plate fixing	—	—	—	—	—	—	—
Grommet, rubber	526302	526302	—	—	526302	—	—
Interior, single contact	—	552103	—	—	552103	552103	—
Interior, double contact	552101	—	—	554721	552101	552101	552101
Bulb holder	—	—	—	—	—	—	—
Backshell	—	—	—	—	—	—	—
Fixing parts, set	—	—	—	—	—	—	—

Part No.	*53151B	*53156D	*53166B	53172B	53173B	53174B	*53176B
Model	488	464	464	484	464	464	464
Finish	C.P.R.	C.P.R.	C.P.R.	C.P.R.	C.P.R.	C.P.R.	C.P.R.
Rim or door	572734	573153	573153	572580	573153	573153	573153
Screw, rim fixing	—	572072	572072	572582	572072	572072	572072
Channel, rubber	—	571979	572087	—	571979	571979	571979
Lens, stop tail	572704	572888	572888	572578	571997	572673	572672
Lens, reverse tail	—	—	—	—	—	—	—
Pad, seating, offside	—	—	—	572584	—	—	—
Pad, seating, nearside	—	—	—	572585	—	—	—
Cover, bulb	—	—	—	—	—	—	—
Bulb, single contact	—	—	—	—	—	—	382
Bulb, double contact	381	381	380	380	380	380	380
Body	572703	—	—	—	—	—	—
Gasket, rubber	—	—	—	—	—	—	—
Screw, body fixing	—	—	—	—	—	—	—
Rubber, seating	—	—	—	—	—	—	—
Screw, bulb holder plate fixing	—	—	—	—	—	—	—
Grommet, rubber	—	526302	526302	—	526302	526302	—
Interior, single contact	—	—	—	—	—	—	552103
Interior, double contact	554721	552101	552101	554721	552101	552101	552101
Bulb holder	573251	—	—	—	—	—	—
Backshell	—	—	—	—	—	—	—
Fixing parts, set	—	—	—	—	—	—	—

* See Supersession Chart
† Cover fixing

‡ Stop tail
§ Screw, strap fixing

¶ Fixing strap
|| Lens fixing

§ Washer, rubber
C.P.R. ... Chromium plated rim

continued

STOP TAIL LAMPS



DETAILED SPARE PARTS

Part No.	53178D	A53178D	53180B	*53192B	53193B	53194B	53196B
Model	488	488	464	461	461	461	464
Finish	C.P.R.	C.P.R.	C.P.R.	C.P.R.	C.P.R.	C.P.R.	C.P.R.
Rim or door	572734	572734	573153	572815	571749	572792	573153
Screw, rim fixing	—	—	572072	116141	116141	113531	572072
Channel, rubber	—	—	572065	—	—	—	571979
Lens, stop tail	572704	572704	572673	—	—	—	571997
Lens, reverse tail	—	—	—	—	—	—	—
Pad, seating, offside	—	—	—	—	—	—	—
Pad, seating, nearside	—	—	—	—	—	—	—
Cover, bulb	—	—	—	—	—	—	—
Bulb, single contact	—	—	—	—	—	—	—
Bulb, double contact	§334, 380	384	380	380	380	380	380
Body	572703	572703	—	—	—	—	—
Gasket, rubber	—	—	—	—	—	—	—
Screw, body fixing	—	—	—	—	—	—	—
Rubber, seating	—	—	—	—	—	—	—
Screw, bulb holder plate fixing	—	—	—	—	—	—	—
Grommet, rubber	—	—	—	—	—	—	—
Interior, single contact	—	—	—	—	—	—	—
Interior, double contact	554721	554721	552101	552101	552101	552101	552101
Bulb holder	572727	572727	—	—	—	—	—
Backshell	—	—	—	—	—	—	—
Fixing parts, set	—	—	—	—	—	—	—

Part No.	53197A	53199B	53200A	*53204B	53211B	53218B	*53220A
Model	471	464	471	461	488	515	471
Finish	C.P.R.	C.P.R.	C.P.R.	C.P.R.	C.P.R.	—	C.P.R.
Rim or door	572224	573153	572224	572792	572734	—	572224
Screw, rim fixing	—	572072	572230	113531	—	—	572230
Channel, rubber	—	571979	—	—	—	—	—
Lens, stop tail	572231	572876	572231	—	572704	573543	572231
Lens, reverse tail	—	—	—	—	—	—	—
Pad, seating, offside	—	—	—	—	—	—	—
Pad, seating, nearside	—	—	—	—	—	—	—
Cover, bulb	—	—	—	—	—	—	—
Bulb, single contact	—	—	—	—	—	—	—
Bulb, double contact	380	380	380	380	380	380	380
Body	—	—	—	—	—	—	—
Gasket, rubber	—	—	572225	—	572733	573545	—
Screw, body fixing	—	—	—	—	—	—	—
Rubber, seating	—	—	—	—	—	—	—
Screw, bulb holder plate fixing	—	572872	—	—	—	—	—
Grommet, rubber	—	—	—	—	—	—	—
Interior, single contact	—	—	—	—	—	—	—
Interior, double contact	552101	552101	552101	552101	554721	—	552101
Bulb holder	—	—	—	—	572727	573557	—
Backshell	—	—	—	—	—	—	—
Fixing parts, set	—	—	—	—	—	—	—

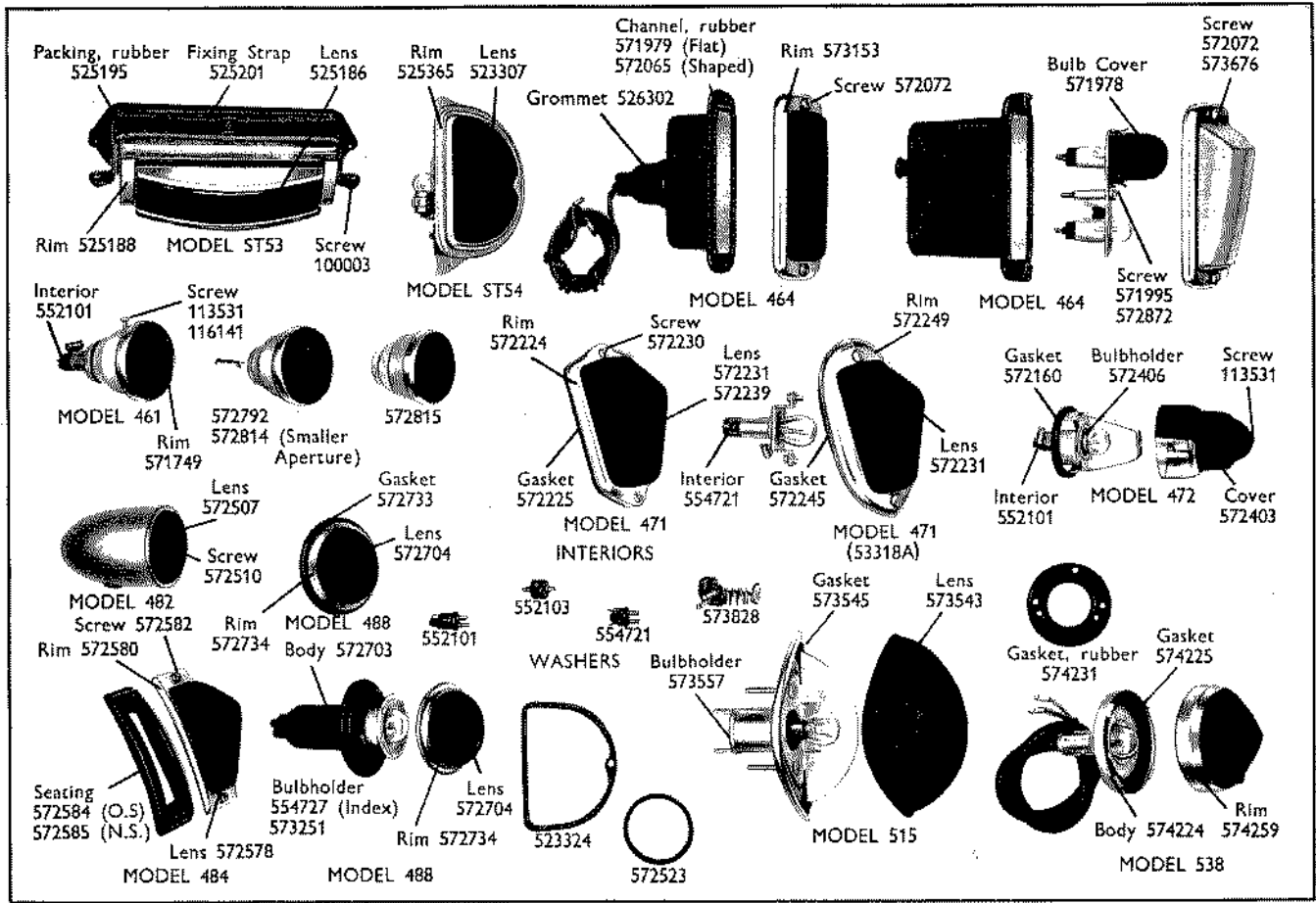
Part No.	53226A	53288A	53298A	53318A	*525182	*525361
Model	464	471	538	471	ST53	ST54
Finish	C.P.R.	C.P.R.	—	C.P.R.	—	C.P.R.
Rim or door	573164	572224	574259	572249	—	—
Screw, rim fixing	573676	—	—	572230	—	—
Channel, rubber	572087	—	—	—	525188	—
Lens, stop tail	572888	572239	—	572231	525186	523307
Lens, reverse tail	—	—	—	—	—	—
Pad, seating, offside	—	—	—	—	—	—
Pad, seating, nearside	—	—	—	—	—	—
Cover, bulb	—	—	—	—	—	—
Bulb, single contact	—	—	—	—	207	207
Bulb, double contact	380	380	380	380	—	—
Body	—	—	574224	—	—	—
Gasket, rubber	—	—	—	572245	—	—
Screw, body fixing	—	—	—	—	—	—
Rubber, seating	—	—	†574231	—	—	—
—	—	—	‡574225	—	—	—
Screw, bulb holder plate fixing	—	—	—	—	—	—
Grommet, rubber	526302	—	—	—	—	—
Interior, single contact	—	—	—	—	—	—
Interior, double contact	552101	554721	573828	554721	—	—
Bulb holder	—	—	—	—	—	—
Backshell	—	—	—	—	—	—
Fixing parts, set	—	—	—	—	—	—

* See Supersession Chart † Body seating ‡ Lens seating § 24 volt C.P.R. . . Chromium plated rim



STOP TAIL LAMPS

DETAILED SPARE PARTS



O.S. .. Offside N.S. .. Nearside

Vehicle Application Reference

53049A ST53. C.P.R., 6" x 2" dia.; 12v.; single contact; ruby lens; four-stud fixing.

Hillman 'Minx' 1945 and 1948.

53057A ST54. C.P.R.; 12v.; two single contact bulb holders; ruby lens; less body, for fitting in recessed panel.

Austin 12 1939-47; 16 1946-48.

53095A 464. C.P.R., 4 1/4" x 2 1/4" dia.; 12v.; two single contact bulb holders; clear lens; two ruby bulb covers; deep box type body; flush fitting.

Austin 'Sheerline' 1948-54; Ambulance and Hearsce 1951.

53099A 472. Ruby glass cover, 2 3/8" dia.; 12v.; double contact; two-stud fixing.

Jowett 'Javelin' 1948-49.

53131B 482. C.P.R., 2 1/8" dia.; 12v.; double contact; ruby lens; flush fitting.

A.C. 16 1949.
Commer 8 cwt. Van and Estate Car 1949.
Morris 'Oxford' All Models (Export) 1948-49.
Singer 'SM1500' 1949-50.

53172B 484. C.P.R., 4 1/4" x 2 1/4" dia.; 12v.; one double contact bulb holder; ruby lens; radiused to contour of car wing; flush fitting.

Commer 8 cwt. Van 1951-52.
Hillman 'Minx Magnificent' 1948-51; 'Minx' 1951-52; 'Minx' Mk. V 1953.

53173B 464. C.P.R., 4 1/4" x 2 1/4" dia.; 12v.; double contact; ruby lens; shallow box type body; flush fitting.

Allard 'J' Competition (U.S.A.) 1949-50.
Humber 'Hawk' 1949-53.
Jaguar 2 1/2 and 3 1/2 litre 1949-51.
Lanchester LD10 1951.

53174B 464. C.P.R., 4 1/4" x 2 1/4" dia.; 12v.; one double contact bulb holder; ruby lens; shallow box type body; flush fitting.

Alvis TA21 1951-53; TC21 1954; TB21 1952.
Healey 'Abbot' Drophead Coupe (later) and 'Tickford' Saloon 1952-54.
Humber 'Hawk' 1953-54.
Lagonda 3 litre 1954.

53178B 488. C.P.R., 2 3/8" dia.; 12v.; double contact; ruby lens; rubber body; flush fitting.

A.C. 16 1950-54.
A.F.N. 'Le Mans' (U.S.A.) and 'Mille Miglia' 1951-54.

53178B 488—continued

Allard 'J' Competition 1949-54; 'P2' Model 1952.
Aston Martin DB2 1951-54.
Austin A30 De Luxe and A40 'Somerset' 1952-54;
A40 Sports 1951-53; A40 'Devon' and 'Dorset' 1952; A70 'Hampshire' 1951; A70 'Hereford' 1951-54; 'Champ' and 1 ton 4 x 4 Cargo Truck 1954; 2 and 5 ton Trucks 1953-54; 'Healey 100' 1954.

Bristol X404 (Arnold Body) 1954.
Citroen 15 (Export) 1949-50.
Commer 8 cwt. Van 1950-51; 'Express' Delivery Van and Pick-up Truck 1953-54; Medium Pick-up Truck 1951-54; R6 Diesel (24 volt) 1954.
Daimler 'Regency' Coupé 1953.
Healey 'Silverstone' 1950.
Hillman Van and Estate Car 1949-51; 'Minx' 1953-54.

Humber 'Super Snipe' 1953-54.
Jaguar 2 1/2 litre (later) 1951; 3 1/2 litre (later) 1951-54; XK120 1949-50.
Jensen 'Interceptor' Cabriolet 1951-54.
Jowett 'Jupiter' Sports 1951-52; 'Bradford' Van 1953-54.

Meynell All Models 1952.
M.G. 'Midget' 1953-54.
Morgan 'Plus Four' 1951-54.
Morris 'Oxford' Taxi and Hire Car 1951; 'Six' Saloon 1948-49; 'Oxford' Traveller's Car and Station Wagon 1953-54; 'Cowley' Van and Pick-up Truck 1950-53; Quarter and Half Ton Vans 1954.

Morris Commercial 'J' Van 1949-54; 15/20 cwt. and LC4 1953; LD1, LD2, LC5, NVO, NV, FVSO and FVS 1954.
Paramount Roadster and Coupé 1951-53.
Renault 760 c.c. 4CV Saloon 1952-54.

STOP TAIL LAMPS



Vehicle Application Reference—continued

53178B 488—continued

Riley 'Pathfinder' 1954.
Rover 'Landrover' (N.A.D.A.) 1951-54.
Singer 9 Roadster (U.S.A.) 1951; 4AC and 4AD 1952-54; 'SM1500' (later) 1950-54.
Smiths Electric 1 and 2 ton Diesel, Mobile Shop and Standard Drive Model 1953-54.
Standard 'Eight' and 10 Saloon 1954.
Swallow 'Dorette' 1954.
Triumph 'Mayflower' 1950.
Wolseley 'Four Forty-Four' 1953-54; 'Four Fifty' and 'Six Eighty' 1949.

A53178B 488. 6v.; otherwise as 53178B.

Dellow Sports 1952-54.
Reliant 'Regal' Car 1953-54.

53180B 464. C.P.R., 4 1/4" x 2 1/8" dia.; 12v.; one double contact bulb holder; ruby lens; shallow box type body; flush fitting.

Standard 'Vanguard' Van and Pick-up Truck 1950-54.

53193B 461. C.P.R., 2 3/8" dia.; 12v.; double contact; ruby lens; special location; flush fitting.

Bentley 4 1/2 litre Mk. VI 1946-51 and 1953; 4 1/2 litre Mk. VI (U.S.A.) 1951; 4 1/2 litre Mk. VII 1952-54; 'Continental' Sports 1953-54.
Rolls-Royce 'Silver Dawn' (U.S.A.) 1953-54; 'Silver Wraith' 1946-54; 'Silver Wraith' (U.S.A.) 1951-54.

53194B 461. C.P.R., 2 3/8" dia.; 12v.; double contact; ruby lens; flush fitting.

A.C. 16 1948.
Austin A90 'Atlantic' 1949-52.
Daimler 27 and 36 Limousine 1953.
Healey 'Abbot' Drophead Coupe 1952-54; 'Tickford' Saloon 1951-52.
Invicta 'Black Prince' 1948-49.
Jensen 'Interceptor' Cabriolet 1950.
Jowett 'Javelin' and 'Javelin' De Luxe 1950-54; 'Jupiter' Sports 1952-54.
Lagonda 2 1/2 litre 1949-52.

53199B 464. C.P.R., 4 1/4" x 2 1/8" dia.; 12v.; one double contact bulb holder; ruby lens; deep box type body; flush fitting.

Allard 'P2' (later) 1953-54.
Daimler 'Conquest' 1948; 'Regency' Saloon and Coupe 1953.
Lanchester 14 1952-53.
Lea Francis 14 1951; 18 4 Light Saloon 1951; 2 1/2 litre Sports 1951-54.
Rover '60' 1954; '75' 1950-54.

53200A 471. C.P.R., 2 3/8" x 4 1/8" dia.; 12v.; double contact; ruby lens; flush fitting.

Austin A40 'Devon' and 'Dorset' 1948-52; A70 'Hampshire' 1948-50.
M.G. 'Midget' 1950-52.
Morris 'Six' Saloon 1950-53; 'Minor' (Export) 1949; 'Minor' and 'Oxford' All Models 1950-53.
Wolseley 'Four Fifty' and 'Six Eighty' 1950-53.

53211B 488. C.P.R., 2 3/8" dia.; 12v.; double contact; ruby lens; less body, but with special rubber base; flush fitting.

Triumph 'Mayflower' 1951-54.

53218B 515. Ruby lens; 12v.; double contact; special lamp for Vauxhall; two-stud fixing.

Vauxhall 'Velox' and 'Wyvern' 1952-54.

53226A 464. C.P.R., 4 1/4" x 2 1/8" dia.; 12v.; one double contact bulb holder; ruby lens; special shallow box type body; flush fitting.

Daimler 2 1/2 litre (except 'Consort') 1950-53.
Humber 'Hawk' (standard extra) 1953-54.
Vauxhall 'Velox' and 'Wyvern' 1950-51.

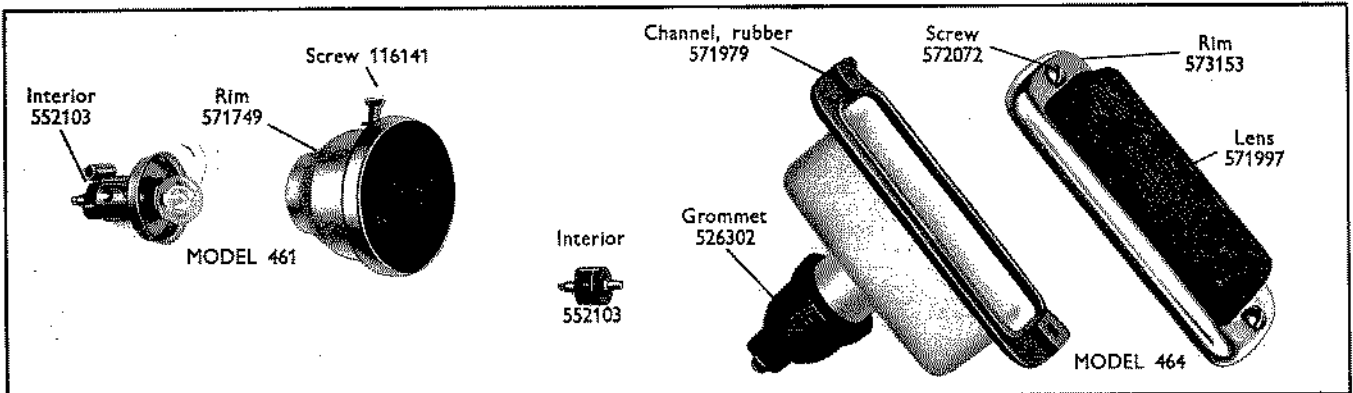
53288A 471. C.P.R., 2 3/8" x 4 1/8" dia.; 12v.; double contact; ruby lens; flush fitting.

Morris 'Six' Saloon 1948-54; 'Minor' and 'Oxford' All Models 1953-54.
Wolseley 'Four Fifty' (later) 1953; 'Six Eighty' 1953-54.

53298A 538. 3 1/2" dia.; ruby lens; 12v.; double contact; flush fitting.

M.G. 1 1/2 litre 'Magnette' 1954.

STOP LAMPS



DETAILED SPARE PARTS

Part No.	53113D	53207B
Model	461	464
Finish	C.P.R.	C.P.R.
Rim or door	571749	573153
Screw, rim fixing	116141	572072
Channel, rubber	—	571979
Lens, stop tail	—	571997
Bulb	207	382
Grommet, rubber	—	526302
Interior, single contact	552103	552103

Vehicle Application Reference

53113D 461. C.P.R., 2 3/8" dia.; 12v.; single contact; ruby lens; special location; flush fitting.

Bentley 4 1/2 litre Mk. VI 1951; 4 1/2 litre Mk. VI (Export) 1947-48; 'Continental' Sports 1952.
Rolls-Royce 'Silver Wraith' 1951-54.

53207B 464. C.P.R., 4 1/4" x 2 1/8" dia.; 12v.; single contact; ruby lens; shallow box type body; flush fitting.

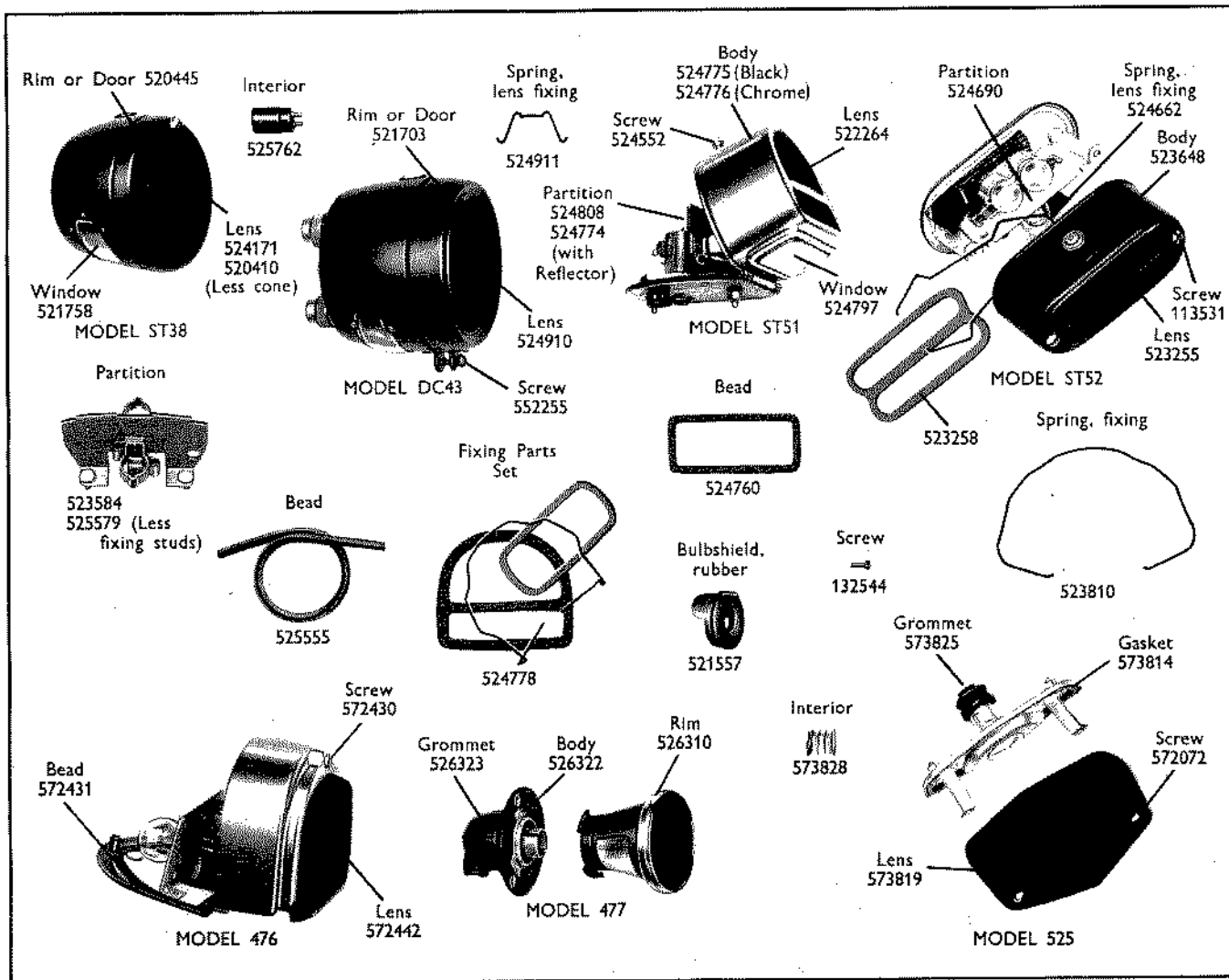
Bentley 4 1/2 litre Mk. VI 1951; 4 1/2 litre Mk. VI (Switzerland) 1946.

Rolls-Royce 'Silver Dawn' (Switzerland) 1953-54; 'Silver Wraith' (Holland and Switzerland) 1951-54.



STOP TAIL AND NUMBER PLATE LAMPS

DETAILED SPARE PARTS



Part No.	*53008B ST38C Black	*A53008B ST38C Black	53027B ST51-1 Chromium	*53028B ST38D Chromium	53029A ST51 Chromium	A53029A ST51 Chromium	53031D ST52 Black	A53031D ST52 Black	*53060A ST51 Black	*A53060A ST51 Black
Rim or door	520445	520445	—	520445	—	—	—	—	—	—
Screw, rim fixing	—	—	—	—	—	—	—	—	—	—
Bead	525555	525555	524760	525555	524760	524760	523255	523255	524760	524760
Lens, stop tail	*520410	*520410	522264	*520410	522264	522264	523255	523255	522264	522264
Lens or window, number plate	521758	521758	524797	521758	524797	524797	—	—	524797	524797
Partition	523584	523584	534808	523584	524774	524774	524690	524690	524774	524774
Bulb, single contact	207	200	207	207	207	200	207	200	207	200
Bulb, double contact	—	—	—	—	—	—	—	—	—	—
Body	—	—	524776	—	524776	524776	523648	523648	—	—
Gasket, rubber	—	—	—	—	—	—	—	—	—	—
Screw, body fixing	—	—	—	—	—	—	—	—	—	—
Spring, lens fixing	—	—	—	—	—	—	—	—	—	—
Grommet, rubber	—	—	—	—	—	—	—	—	—	—
Interior, single contact	—	—	—	—	—	—	—	—	—	—
Interior, double contact	—	—	—	—	—	—	—	—	—	—
Bulb holder	—	—	—	—	—	—	—	—	—	—
Cover, bulb	—	—	—	—	—	—	—	—	—	—
Fixing parts, set	—	—	524778	—	524778	524778	—	—	524778	524778

* See Supersession Chart

continued

STOP TAIL AND NUMBER PLATE LAMPS



DETAILED SPARE PARTS

Part No.	*53063B ST38C	*53066D ST38C Primer, black rim	53067B ST38C	*53068B ST38C Primer, black rim	53071B ST38D	A53071B ST38D	53072B ST51-1	A53072B ST51-1
Model								
Finish	Black		Black		Black	Black	Black	Black
Rim or door	520445	520445	520445	520445	520445	520445	—	—
Screw, rim fixing	—	—	—	—	—	—	—	—
Bead	525555	525555	525555	525555	525555	525555	524760	524760
Lens, stop tail	524171	524171	524171	524171	*520410	*520410	522264	522264
Lens or window, number plate	521758	521758	521758	521758	521758	521758	524797	524797
Partition	523584	523584	525579	525579	523584	523584	524808	524808
Bulb, single contact	207	207	207	207	207	200	382	200
Bulb, double contact	—	—	—	—	—	—	—	—
Body	—	—	—	—	—	—	524775	524775
Gasket, rubber	—	—	—	—	—	—	—	—
Screw, body fixing	—	—	—	—	—	—	524552	524552
Spring, lens fixing	—	—	—	—	—	—	—	—
Grommet, rubber	—	—	—	—	—	—	—	—
Interior, single contact	—	—	—	—	—	—	—	—
Interior, double contact	—	—	—	—	—	—	—	—
Bulb holder	—	—	—	—	—	—	—	—
Cover, bulb	—	—	—	—	—	—	—	—
Fixing parts, set	—	—	—	—	—	—	524778	524778

Part No.	53076A DC43	*53077A ST52D	*53079B ST51-1	53081A ST51	53117A 476	53118A 476	A53182B 477 C.P.R.	53244B 525
Model								
Finish	Black	Black	Chromium	Black	Chromium	Chromium		
Rim or door	521703	—	—	—	—	—	526310	—
Screw, rim fixing	522255	—	—	—	—	—	—	†572072
Bead	516185	523258	524760	524760	572431	572431	—	573819
Lens, stop tail	524910	523255	522264	522264	—	—	—	—
Lens or window, number plate	—	—	524797	524797	572442	572442	—	—
Partition	—	524690	524808	524774	—	—	—	—
Bulb, single contact	209	207	207	207	382 ‡989	382 ‡989	—	—
Bulb, double contact	—	—	—	—	—	—	—	380
Body	—	523648	524776	—	—	—	526322	—
Gasket, rubber	—	—	—	—	—	—	—	573814
Screw, body fixing	—	113531	524552	524552	572430	572430	—	—
Spring, lens fixing	524911	524662	—	—	—	—	—	—
Grommet, rubber	—	—	—	—	—	—	526323	—
Interior, single contact	—	—	—	—	—	—	—	—
Interior, double contact	—	—	—	—	—	—	—	573828
Bulb holder	525762	—	—	—	—	—	—	—
Cover, bulb	—	—	—	—	—	—	—	—
Fixing parts, set	—	—	524778	524778	—	—	—	—

Part No.	A53269A 525	*520412 ST38A	*520423 ST38A	*520426 ST38A	*520427 ST38A	*520428 ST38A	*520443 ST38A Chromium, black rim	*520972 ST38AS
Model								
Finish	—	Black	Chromium	Black	Black	Black		Black
Rim or door	—	520445	520445	520445	520445	520445	520445	520445
Screw, rim fixing	†572072	—	—	—	—	—	—	—
Bead	—	525555	525555	525555	525555	525555	525555	525555
Lens, stop tail	573819	524171	*520410	*520410	524171	*520410	524171	524171
Lens or window, number plate	—	521758	521758	521758	521758	521758	521758	521758
Partition	—	523584	523584	523584	523584	523584	523584	523584
Bulb, single contact	—	207	207	207	207	200	207	207
Bulb, double contact	352	—	—	—	—	—	—	—
Body	—	523588	—	523588	523588	523588	—	523588
Gasket, rubber	573814	—	—	—	—	—	—	—
Screw, body fixing	—	—	—	—	—	—	—	—
Spring, lens fixing	—	—	—	—	—	—	—	—
Grommet, rubber	573825	—	—	—	—	—	—	—
Interior, single contact	—	—	—	—	—	—	—	—
Interior, double contact	860428	—	—	—	—	—	—	—
Bulb holder	—	—	—	—	—	—	—	—
Cover, bulb	—	—	—	—	—	—	—	—
Fixing parts, set	—	—	—	—	—	—	—	—

* See Supersession Chart † Lens fixing ‡ Number plate C.P.R. . . Chromium plated rim

continued



STOP TAIL AND NUMBER PLATE LAMPS

DETAILED SPARE PARTS

Part No.	*521276 312A	*521751 ST38	*522793 312	*522800 312 Chromium and black	*523207 ST50	*523208 ST50	*523253 ST52	*523549 ST38A
Model	Chromium	Black	Black	Chromium and black	Chromium	Black	Black	Black
Finish	Chromium	Black	Black	Chromium and black	Chromium	Black	Black	Black
Rim or door	—	520445	—	—	—	—	—	520445
Screw, rim fixing	—	—	—	—	—	—	—	—
Bead	—	525555	—	—	—	—	523258	525555
Lens, stop tail	†571765	524171	—	†571765	522264	522264	523255	524171
Lens or window, number plate	—	521758	—	—	—	—	—	521758
Partition	—	523584	—	—	—	—	524690	523584
Bulb, single contact	‡1 207	— 207	‡1 207	‡1 207	207	207	207	200
Bulb, double contact	—	—	—	—	—	—	—	—
Body	—	523588	—	—	—	—	523648	—
Gasket, rubber	—	—	—	—	—	—	—	—
Screw, body fixing	—	—	—	—	—	—	113531	—
Spring, lens fixing	—	—	—	—	523810	523810	524662	—
Grommet, rubber	—	—	—	—	—	—	—	—
Interior, single contact	—	—	—	—	—	—	—	—
Interior, double contact	—	—	—	—	—	—	—	—
Bulb holder	—	—	—	—	—	—	—	—
Cover, bulb	—	—	—	—	521557	521557	—	—
Fixing parts, set	—	—	—	—	—	—	—	—

Part No.	*523594 ST38C	*523595 ST38C	*523639 ST52A	*523640 ST52A	*523645 ST52	*523752 ST50B	*523770 ST50B	*523808 ST50	*523809 ST50
Model	Black	Black	Black	Black	Black	Black	Chromium	Black	Chromium
Finish	Black	Black	Black	Black	Black	Black	Chromium	Black	Chromium
Rim or door	520445	520445	—	—	—	—	—	—	—
Screw, rim fixing	—	—	—	—	—	—	—	—	—
Bead	525555	525555	523258	523258	523258	—	—	—	—
Lens, stop tail	*520410	524171	523255	523255	523255	522264	522264	522264	522264
Lens or window, number plate	521758	521758	523646	523646	523646	523764	523764	523764	523764
Partition	523584	523584	524690	524690	524690	—	—	—	—
Bulb, single contact	207	207	200	207	207	207	207	200	200
Bulb, double contact	—	—	—	—	—	—	—	—	—
Body	523588	523588	523648	523648	523648	—	—	—	—
Gasket, rubber	—	—	—	—	—	—	—	—	—
Screw, body fixing	—	—	113531	113531	113531	—	—	—	—
Spring, lens fixing	—	—	524662	524662	524662	523810	523810	523810	523810
Grommet, rubber	—	—	—	—	—	—	—	—	—
Interior, single contact	—	—	—	—	—	—	—	—	—
Interior, double contact	—	—	—	—	—	—	—	—	—
Bulb holder	—	—	—	—	—	—	—	—	—
Cover, bulb	—	—	—	—	—	—	—	—	—
Fixing parts, set	—	—	—	—	—	—	—	—	—

Part No.	*523824 ST50C	*523829 ST50C	*524669 ST52A	*524752 ST51	*524753 ST51	*524754 ST51	*524936 ST38C	*524951 ST38C	*525123 ST50C
Model	Chromium	Black	Black	Black	Black	Chromium	Black	Primer	Chromium
Finish	Chromium	Black	Black	Black	Black	Chromium	Black	Primer	Chromium
Rim or door	—	—	—	—	—	—	520445	520445	—
Screw, rim fixing	—	—	—	—	—	—	—	—	—
Bead	—	—	—	—	—	—	525555	525555	—
Lens, stop tail	522264	522264	523255	522264	522264	522264	524171	*520410	522264
Lens or window, number plate	523764	523764	523646	524797	524797	524797	521758	521758	523764
Partition	—	—	524690	524774	524774	524774	523584	523584	—
Bulb, single contact	207	200	200	200	207	207	207	207	207
Bulb, double contact	—	—	—	—	—	—	—	—	—
Body	—	—	523648	524775	524775	524776	—	—	—
Gasket, rubber	—	—	—	—	—	—	—	—	—
Screw, body fixing	—	524552	113531	132544	132544	132544	—	—	524552
Spring, lens fixing	523810	523810	524662	—	—	—	—	—	—
Grommet, rubber	—	—	—	—	—	—	—	—	—
Interior, single contact	—	—	—	—	—	—	—	—	—
Interior, double contact	—	—	—	—	—	—	—	—	—
Bulb holder	—	—	—	—	—	—	—	—	—
Cover, bulb	—	—	—	—	—	—	—	—	—
Fixing parts, set	—	—	—	524778	524778	524778	—	—	—

* See Supersession Chart † Reverse tail ‡ Reverse lamp

STOP TAIL AND NUMBER PLATE LAMPS



Vehicle Application Reference

53027B ST51. C.P.R.; 12v.; two single contact bulb holders; ruby lens; two-stud fixing.

Allard 16 4-seater 1947-49; 'L' Models 1949-51.
 Armstrong Siddeley 16 1939-40.
 Austin 25 cwt. Van 1948; 25 cwt. Ambulance 1949-54.
 Beardmore Taxi 1939-40.
 Humber 'Hawk' 1946-48; 'Snipe' and 'Super Snipe' 1940-46; 'Pullman' and 'Imperial' 1946-47.
 M.G. 1½ litre 1947-53.
 Morris 10 1939.
 Riley 1½ litre 1946-54; 2½ litre 1947-53.
 Rover 10 and 12 1946-47; 14 and 16 1939-47; Station Wagon 1949.
 Singer 9 and 10 1939; 12 1939-40.
 Standard 8 and 9 De Luxe 1939.
 Sunbeam-Talbot 10 1940-47.
 Trojan 15 cwt. Van (Export) 1946-54; '20' Van (Export) 1954.
 Vauxhall 25 1939-40.

53029A ST51. C.P. finish; 12v.; two single contact bulb holders; ruby lens; two-stud fixing.

Citroen 23 1949-50.
 Jowett De Luxe Van 1949-52.
 M.G. 'Midget' 1946-49.
 Morris 12 and 14 1939; 'Minor' 1948-49.
 Singer 10 1946-49.
 Standard 8 1946-48; 10 1939-40; 14 (Export Australia) 1946.
 Wolseley 8 1946-48.

A53029A ST51. 6v.; otherwise as 53029A.

Lloyd '650' Roadster (Export) 1948-50.

53031D ST52. Black finish; 12v.; three single contact bulb holders; ruby lens; two-stud fixing.

Austin 10 1945-47
 H.R.G. 9 1946-52; 12 1939-52.
 Jowett 8 and 10 1939-40; 10 Van 1939-40.
 Lea Francis 1½ litre Sports 1949.
 Morgan 'Plus Four' 1946-50.
 Morris Commercial 15/20 cwt. 1946-49; CV Ambulance 1947-51.
 Standard 12 Coupé 1946-48; 14 1947-48.

53067B ST38C. Black finish; 3 3/8" rim dia.; 12v.; two single contact bulb holders; ruby lens; two-stud fixing.

Vauxhall 14 1946-48.

53071B ST38D. Black finish; 3 3/8" rim dia.; 12v.; three single contact bulb holders; ruby lens; two-stud fixing.

Austin 18 and 28 and 27 LCC Ambulance 1939; 30 cwt. 1939-41; 2 and 3 ton 1939-48; 2 and 5 ton 1949-52; Coach 1947-54.

53071B ST38D—continued

Bedford 5/6 cwt. Van 1939-47; 8 cwt. Van 1939; 10/12 cwt. Van 1940-52.

B.S.A. 10 'Scout' 1939-40.

Citroen 12 1939-40; 15 1939-52; 23 1951-52.

Commer 15/25 cwt. Forward Control 1944-48; 25 cwt. Forward Control and 'Superpoise' 1949-54; 15 cwt. Dropsider 1940; 30 cwt., 2/3 ton 1939-40; 2 and 3 ton 1946-47; 2/3, 4/5 and 5 ton 'Superpoise' and 'Commando' 1949-54; 3/4 ton Trucks, Tipper and 'Commando' 1947-49; 3/4, 4/5 and 5 ton 1950-54; R6 Diesel (24v.) 1954; 4/5 and 6 ton 1939-40; 5 ton 1947; 6½ and 7 ton 1949-50; 8 ton Tractor Trailer 1950; 'Avenger' Coach 1949-54; Fire Tender 1952-54; Pantechonicon and 'Commando', Q3 and Q4 Tipper 1947.

Daimler 20 1939.

Dennis 2 ton Truck, 3½ ton Petrol Wagon and 4 ton Truck 1939.

Guy 'Vixen' 3/4 ton 1945-47.

Hillman 'Minx' Coupé and Estate Car 1948; 14 1939-40.

Humber 16 1939-40; 'Snipe' and 'Super Snipe' 1939.

Karrier 'Bantam' 1951-54; CK3 1939-52; 'Gamecock' 1953-54.

Lanchester 14, 18 and 20 1939.

Lea Francis 12 and 14 1939.

M.G. 'Midget' and 1½ litre Tourer 1939.

Morgan 'Plus Four' 1939.

Morris 10 cwt. Van 1939-49.

Morris Commercial 15/20 cwt. 1939-40; 15/20 cwt. 1950-52; 25 cwt. LC Van 1939; 25/30 cwt. 1945-52; 25/35 cwt. 1945-46; 35/40, 45/55 and 60/70 cwt., 5 ton Forward Control, Tipper and ECV13/3 1946-48; CV and CVS 1939-40; CVF13/5 and CV11/30 1945-48; CV11/40 1941-51; (Lorries) CV9/40 1950-51; CV10/5 1945-48; (Tippers) NVO Models 1951-54; ECV13/5 and ECV013/5 1949-53; FV 1949-53; FVO 1949-53; NVS 1951-54; PP Coach 1950-52.

Riley 1½ litre 1939-40

Rover 10, 12 and 20 1939-40.

S.S. 'Jaguar 100' 1939-40.

Smiths Mobile Shop 1953-54.

Standard 9 1939-40.

Sunbeam-Talbot 10 1939.

Triumph 12 1939-40; 14 and 16 1939.

Vauxhall 10 and 12 1939-47; 14 1939-40.

A53071B ST38D. 6v.; otherwise as 53071B.

Lloyd '650' Roadster 1948-50.

Morris 5 cwt. Van 1947.

53072B ST51-1. Black finish; 12v.; two single contact bulb holders; ruby lens; two-stud fixing.

Armstrong Siddeley 2.3 litre Utility 1950-52; 'Hurricane' and 'Lancaster' 1948-53; 'Typhoon' 1948-50.

Austin 8 Van 1945-47; 10 Van 1940-47; A40 Van, Pick-up and 'Countryman' and Taxi 1948-54; A70 'Countryman' and Pick-up 1952-54; Hire Car 1950-54; 25 cwt. Van 1949-54.

Commer 8 cwt. Van and Estate Car 1939-48.

Hillman 'Minx' 1939-40 and 1946-47.

53072B ST51-1—continued

Jowett 'Bradford' Van 1946-52; 6 Light Utility 1949-52.

Morris 8 1939-48; 10 1946-48; 5 cwt. Van 1939-40; 'Oxford' All Models 1948-49; 10 cwt. Van 1950.

Rover 'Landrover' 1948-54; Station Wagon 1951.

Singer 9 Roadster 1940-51; 10 1940.

Standard 8 and 10 1939-40; 9 1939.

A53072B ST51-1. 6v.; otherwise as 53072B.

Morris 5 cwt. Van 1947-53.

53076A DC43. Black finish; 3½" rim dia.; 12v.; double contact; ruby lens; two-stud fixing.

Douglas Battery Vehicle 1950.

Electricars Battery Vehicle 1951-54.

53081A ST51. Black finish; 12v.; two single contact bulb holders; ruby lens; two-stud fixing.

Standard 12 and 14 (Export Holland) 1946.

53117A 476. C.P. finish; 12v.; two single contact bulb holders; ruby lens; two-stud fixing.

Austin Ambulance and Hearse 1953-54.

Daimler 'Consort' 1950-53.

Healey 16 Roadster and Saloon 1948-49.

Humber 'Super Snipe' 1947-52.

53118A 476. C.P. finish; 12v.; two single contact bulb holders; two-stud fixing; as 53117 except for bulb holder.

Vauxhall 'Velox' and 'Wyvern' 1948-49.

A53182B 477. C.P.R., 2½" dia.; 6v.; double contact; ruby lens; three-hole flange fixing.

A.C. Invalid Carriage 1952-53.

53244B 525. Moulded red diakon cover; 12v.; double contact; two-stud fixing.

A.C. 16 (Export) 1948; 'Petite' 1953-54.

Austin 10, 12 and 14 1939-40; A30 Saloon 1952-54.

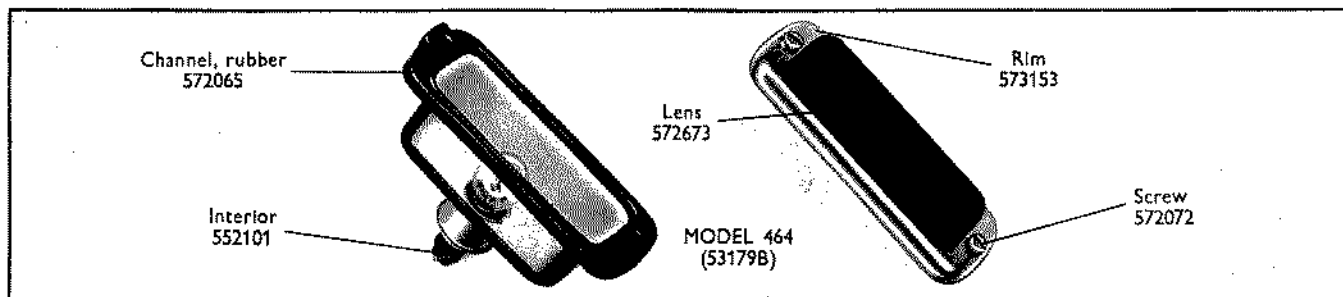
A53269A 525. Moulded red diakon cover; 6v.; double contact; two-stud fixing.

Austin 7 and 8 Van 1939; 8 1939-40 and 1945-47.

Barrett 'Midget' All-weather Car 1954.



STOP TAIL AND BOOT LAMPS



DETAILED SPARE PARTS

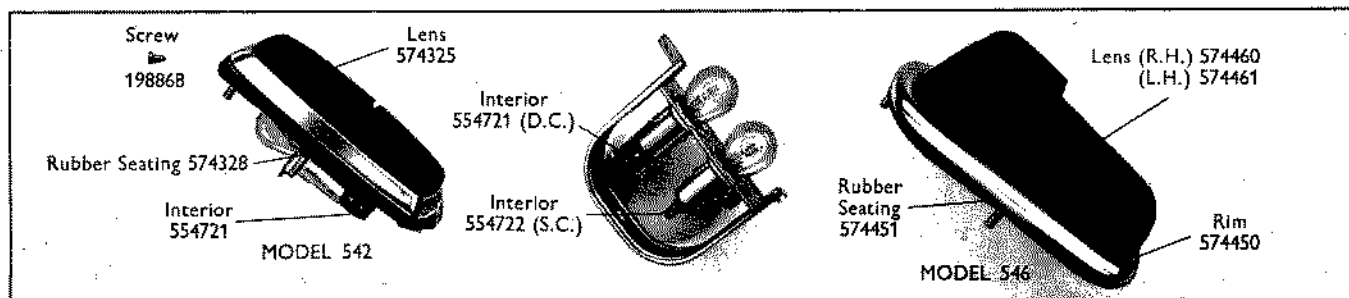
Part No.	*53098H	53179B
Model	464	464
Finish	C.P.R.	C.P.R.
Rim or door	573153	573153
Screw, rim fixing	572072	572072
Channel, rubber	572065	572065
Lens, stop tail	572673	572673
Bulb, double contact	189	380
Interior	552101	552101

Vehicle Application Reference

53179B 464. C.P.R., 4 1/2" x 2 1/2" dia.; 12v.; double contact; ruby lens; shallow box type body, complete with window; flush fitting.

Standard 'Vanguard' 1948-49; 'Vanguard' Saloon 1950-52; 'Vanguard' Estate Car 1950-54.

STOP TAIL LAMPS WITH REFLEX



DETAILED SPARE PARTS

Part No.	53305B	53310A	53311A	53312A	53313A
Model	542	546	546	546	546
Finish	Chromium	C.P.R.	C.P.R.	C.P.R.	C.P.R.
Rim or door	---	574450	574450	574450	554450
Lens, stop tail	574325	574461	574460	574461	574460
Bulb, double contact	380	380	380	380	380
Bulb, single contact	---	---	---	382	382
Rubber, seating	574328	574451	574451	574451	574451
Screw, bulb holder plate fixing	198868	---	---	---	---
Interior, double contact	554721	554721	554721	554721	554721
Interior, single contact	---	---	---	554722	554722

Vehicle Application Reference

53305B 542. Red diakon lens; lower half reflex; 12v.; double contact; flush fitting.
Hillman 'Minx' (later) 1954.

53310A 546. C.P.R., 5 1/2" x 3 1/2" dia.; 12v.; double contact; ruby lens; left hand lamp for right hand drive; flush fitting.
Morris 'Oxford' Series II 1954.

53311A 546. Right hand lamp for right hand drive; otherwise as 53310A.
Morris 'Oxford' Series II 1954.

53312A 546. Left hand lamp for left hand drive; otherwise as 53310A.
Morris 'Oxford' Series II 1954.

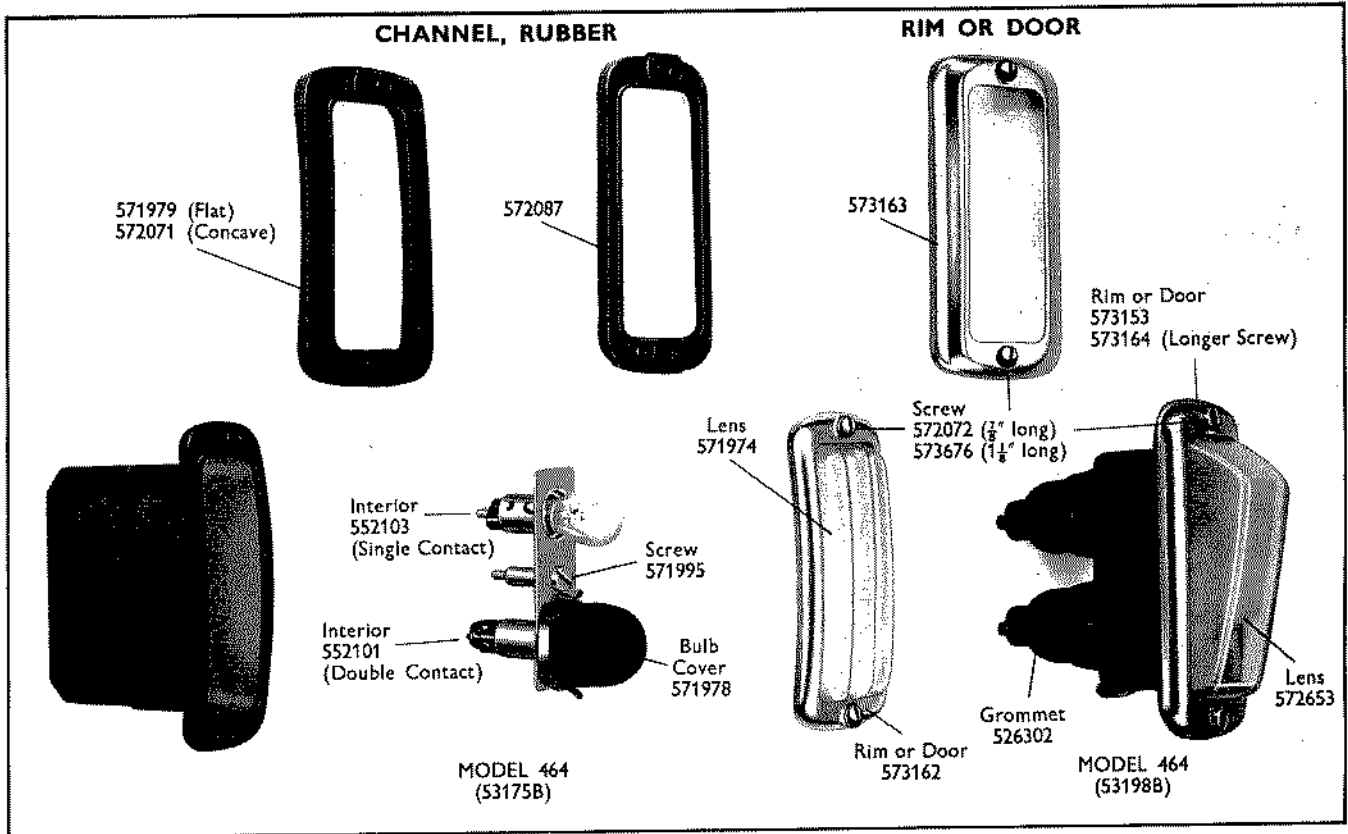
53313A 546. Right hand lamp for left hand drive; otherwise as 53310A.
Morris 'Oxford' Series II 1954.

* See Supersession Chart C.P.R. ... Chromium plated rim v. ... Volt

STOP TAIL AND REVERSE LAMPS



DETAILED SPARE PARTS



Part No.	*53092B	*53094E	53103E	*53115E	*53123F	*53142D	*53143B	53175B
Model	464	464	464	464	464	464	464	464
Finish	C.P.R.	C.P.R.	C.P.R.	C.P.R.	C.P.R.	C.P.R.	C.P.R.	C.P.R.
Rim or door	573162	573153	573153	573163	573153	573164	573153	573162
Screw, rim fixing	572072	572072	572072	572072	572072	573676	572072	572072
Channel, rubber	571979	571979	571979	572071	572087	572087	571979	571979
Lens, reverse tail	571974	571990	571989	571990	572653	571990	571990	571974
Cover, bulb	571978	571978	571978	571978	571978	571978	571978	571978
Bulb, single contact	382	—	207 †382	382	382	—	382	382
Bulb, double contact	381	381	—	381	381	381	381	380
Screw, bulb holder plate fixing	571995	—	571995	—	—	—	—	571995
Grommet, rubber	—	526302	—	526302	—	—	526302	—
Interior, single contact	552103	—	552103	552103	552103	—	552103	552103
Interior, double contact	552101	552101	—	552101	552101	552101	552101	552101

Part No.	53177B	53184B	53198B	53201B	53202B	53203B	53221A
Model	464	464	464	464	464	464	464
Finish	C.P.R.	C.P.R.	C.P.R.	C.P.R.	C.P.R.	C.P.R.	C.P.R.
Rim or door	573163	573153	573153	573153	573164	573153	573164
Screw, rim fixing	572072	572072	572072	572072	573676	572072	573676
Channel, rubber	572071	572087	571979	571979	572087	571979	572087
Lens, reverse tail	571990	572653	572653	571990	571990	571990	571990
Cover, bulb	571978	571978	571978	571978	571978	571978	571978
Bulb, single contact	382	382	382	—	—	382	382
Bulb, double contact	380	380	380	380	380	380	380
Screw, bulb holder plate fixing	—	—	—	—	—	—	—
Grommet, rubber	526302	—	526302	526302	—	526302	526302
Interior, single contact	552103	552103	552103	—	—	552103	552103
Interior, double contact	552101	552101	552101	552101	552101	552101	552101

* See Supersession Chart

† Reverse

C.P.R. . . . Chromium plated rim



STOP TAIL AND REVERSE LAMPS

Vehicle Application Reference

53103E 464. C.P.R., 4 3/8" x 2 3/8" dia.; 12v.; two single contact bulb holders; clear lens; one red bulb cover; deep box type body; flush fitting.

Austin 'Sheerline' 1948-54; Ambulance and Hearse 1951-53.

53175B 464. C.P.R., 4 3/8" x 2 3/8" dia.; 12v.; one single and one double contact bulb holder; one ruby bulb cover; special modernised body and lens; flush fitting.

Sunbeam 'Alpine' 1953-54.
Sunbeam-Talbot '80' 1948-50; '90' 1948-49 and 1951-54.

53177B 464. C.P.R., 4 3/8" x 2 3/8" dia.; 12v.; one single and one double contact bulb holder; one ruby bulb cover; shallow box type body; flush fitting.

Humber 'Pullman' and 'Imperial' 1948-54.

53184B 464. C.P.R., 4 3/8" x 2 3/8" dia.; 12v.; one single and one double contact bulb holder; clear lens; one red bulb cover; shallow box type body; flush fitting.

Allard 'J' Competition (U.S.A.) 1950-54; 'P2' Models 1953; 'P' and 'M' Models 1949-51.
Rover '60' and '75' 1948-49.

53198B 464. C.P.R., 4 3/8" x 2 3/8" dia.; one double and one single contact bulb holder; clear lens; one ruby bulb cover; shallow box type body; flush fitting.

Armstrong Siddeley 2.3 litre 1951-52; 'Whitley' 1950-53.
Austin Limousine 1951-54; Ambulance and Hearse 1952-53.
Lea Francis 14 (later) 1952-53; 18 4 Light Saloon 1952-54; 18 6 Light Saloon 1951-53.

53201B 464. C.P.R., 4 3/8" x 2 3/8" dia.; 12v.; two double contact bulb holders; clear lens; one ruby bulb cover; shallow box type body; flush fitting.

Austin 'Princess' 1948.
Bristol 2 litre 1947-48; '400' 1949-50; '401' 1949-53; '403' and '404' 1954.

53202B 464. C.P.R., 4 3/8" x 2 3/8" dia.; 12v.; two double contact bulb holders; clear lens; one ruby bulb cover; special channel; shallow box type body; flush fitting.

Austin 'Princess' 1949-54; 'Sheerline' (later) 1953-54.

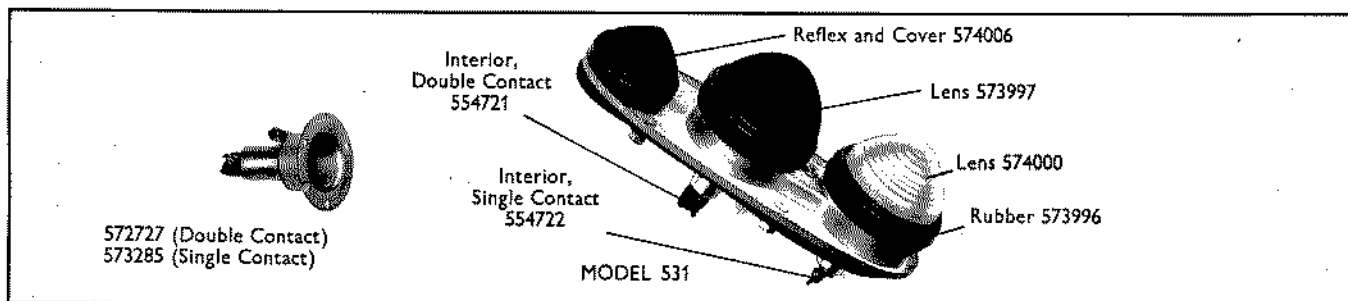
53203B 464. C.P.R., 4 3/8" x 2 3/8" dia.; 12v.; one single and one double contact bulb holder; clear lens; one ruby bulb cover; shallow box type body; flush fitting.

Armstrong Siddeley 1953-54.
Daimler DC27 Ambulance 1949-54.
Healey 'Sportsmobile' 1949.
Humber 'Super Snipe' 1951-52.
Lea Francis 14 1950 and 1952; 18 6 Light Saloon 1949-50; 1 1/2 litre Sports 1949.

53221A 464. C.P.R., 4 3/8" x 2 3/8" dia.; 12v.; one single and one double contact bulb holder; clear lens; one ruby bulb cover; shallow box type body; flush fitting.

Daimler 'Consort' (later) 1953.

STOP TAIL AND REVERSE LAMPS WITH REFLEX



DETAILED SPARE PARTS

Part No.	*53271B	53290B
Model	531	531-1
Finish	—	C.P.R.
Lens, stop tail	573997	573997
Lens, reverse tail	574000	574000
Rubber, lens holder	573996	573996
Reflex and cover assembly	574006	574006
Bulb, single contact	382	382
Bulb, double contact	380	380
Interior, single contact	554722	554722
Interior, double contact	554721	554721
Bulb holder, double contact	572727	572727
Bulb holder, single contact	573285	573285
Base, rubber	573995	574011

Vehicle Application Reference


53290B 531-1. Three separate lenses; red reflex, ruby and clear; 12v.; one single and one double contact bulb holder; flush fitting.

Standard 'Vanguard' Saloon 1953-54.

TAIL AND NUMBER PLATE LAMPS



DETAILED SPARE PARTS



Part No.	53007B AT201L Black	A53007B AT201L Black	53036A WT203 Black	53041B AT201L Black	53056A MT211 Black	A53056A MT211 Black	A53133A AT201L Grey, Black Rim	*53140B 480 C.P.R.
Rim or door	521909	521909	—	521909	—	—	521909	—
Bead, rubber	520845	520845	—	520845	—	—	520845	—
Lens, stop tail	521908	521908	—	521908	—	—	521908	—
Lens or window, number plate	—	—	—	—	526228	526228	—	—
Bulb, single contact	207	200	—	—	207	200	200	207
Bulb, double contact	—	—	209	209	—	—	—	—
Body	—	—	—	—	—	—	—	526320
Base	—	—	—	—	526239	526239	—	—
Screw, body fixing	—	—	106343	—	—	—	—	—
Cover	—	—	571417	—	526232	526232	—	526300
Interior	525764	525764	552101	525762	500181	500181	525764	—
Spring, lens fixing	—	—	525886	—	—	—	—	—
Grommet, rubber	—	—	—	—	—	—	—	526323

Part No.	*A53140B 480 C.P.R.	53241B T38 Black	53256A 529 —	A53256A 529 —	*521038 T101 Black	*521039 T101 Black	*525632 AT201L Grey
Rim or door	—	520445	—	—	—	—	521909
Screw, rim fixing	—	—	133551	133551	—	—	—
Bead, rubber	—	525555	—	—	—	—	520845
Lens, stop tail	—	524171	526404	526404	571664	—	521908
Lens or window, number plate	—	—	526406	526406	—	—	—
Bulb, single contact	200	—	380	988	207	200	207
Bulb, double contact	—	209	—	—	—	—	—
Body	526320	—	—	—	523393	523393	—
Base	—	—	526408	526408	—	—	—
Cover	526300	—	—	—	—	—	—
Interior	—	—	—	—	500181	500181	525764
Bulb holder	—	—	554719	554719	—	—	—
Grommet, rubber	526323	—	—	—	—	—	—

* See Supersession Chart C.P.R. ... Chromium plated rim



TAIL AND NUMBER PLATE LAMPS

Vehicle Application Reference

53007B AT201L. Black finish; 1 1/8" rim dia.; 12v.; single contact; ruby lens; centre spigot fixing.

A.C. 16 (Export Norway) 1948-52.

Austin Taxi 1948-54.

Clecco Electrics Battery Vehicle 1952-54.

Commer 15/20/25 cwt. Van 1939-40; 25 cwt. 1949-50; 25 cwt. Forward Control 1946-48; 3/4 ton Tractor 1947-49; Q3 and Q4 Tipper 1947.

Dennis 'Pax' Normal Control and 'Horta' Tractor 1946-51.

Gundie, Leonard 3-wheel Delivery Van 1951-54.

Jensen 'Jen-Tug' Tractor (later) 1952-54; 'JNSN' 6 ton Lightweight 1946-47; Lightweight Commercial 1954.

Jowett 8 Van 1939-40; 10 cwt. 'Bradford' Van 1946.

Karrier 'Bantam' 1939-40 and 1949-53.

Standard 12 (Export Belgium) 1946.

Trojan 15 cwt. 1946-53.

A53007B AT201L. 6v.; otherwise as 53007B.

A.C. Cars Invalid Carriage 1947-51.

Barrett Invalid Carriage 1949-54.

Commer 15/20/25 cwt. Van 1939-40

Douglas 'Handyvan' 1949-50.

Jensen 'Jen-Tug' Tractor 1946-54.

A53007B AT201L.—continued

Light Delivery Vehicles 'Tri-Van' 1949-50.

Morgan 3-wheeler 1948-52.

Singer 9 Van 1939-40.

53036A WT203. Black finish; 12v.; double contact; ruby lens; bracket fixing.

Guy 3/4 ton 'Vixen' 1945.

53041B AT201L. Black finish; 12v.; double contact; 1 1/8" rim dia.; ruby lens; centre spigot fixing.

Austin Petrol Tanker 1951-54.

Dennis 'Max' Chassis 1946; Municipal and 'Pax' Forward Control 1946-51.

Diamond Motors Pedestrian Controlled Battery Vehicle 1951-54.

Douglas 15/20/25 cwt. Electric Vehicle 1949; Battery Vehicle 1951-54.

Gundie, Leonard 3-wheel Delivery Vehicle 1951-54.

Guy 3/4 ton 'Vixen' 1945-47; 'Wolf' 1946.

Harborough Construction Battery Vehicle 1954.

Hindle Smart Battery Vehicle 1951-54.

Lewis, H. T. Pedestrian Controlled Battery Vehicle 1951-54.

Midland Vehicles Battery Vehicle 1951-54.

53056A MT211. Black finish; 1 1/8" rim dia.; 12v.; single contact; ruby lens; flange fixing.

Invacar Invalid Carriage 1952-54.

A53056A MT211. 6v.; otherwise as 53056A.

Batavus Ltd. 1949.

Larmer Engineering Invalid Carriage 1948-49 and 1952-54.

Reliant 750 c.c. 1947-50.

A53133A AT201L. Grey finish; 1 1/8" rim dia.; 6v.; single contact; ruby lens; centre spigot fixing.

Light Delivery Vehicles 'Tri-Van' 1951.

53241B T38. Black finish; 3 1/8" rim dia.; 12v.; double contact; insulated return; ruby lens; two-stud fixing.

Wales & Edwards Ltd. Electric Van 1953-54.

53256A 529. Red diakon cover; 12v.; single contact; two-stud fixing.

A.F.N. 'Le Mans' 1951-54.

Lambourne 'Lamb-Kar' 1952-54.

Light Delivery Vehicles 'Bi-Van' 1949-51.

Reliant 10 cwt. Van 1951-54.

A53256A 529. 6v.; otherwise as 53256A.

Fitt, George Invalid Carriage 1951-54.

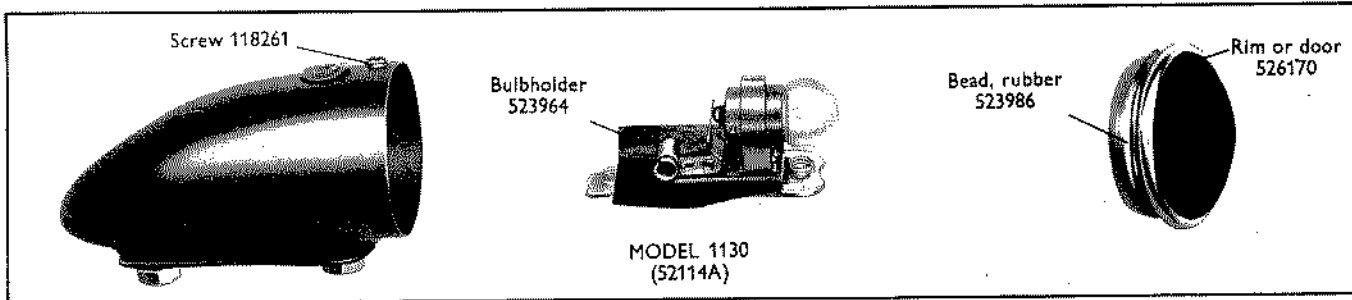
Invacar Invalid Carriage 1951.

Reliant 3-wheeler 1951-54.

Vernon's Industries Invalid Carriage 1951-54.

Wessex Industries Delivery Van 1952-54.

TAIL LAMP



DETAILED SPARE PARTS

Part No.	52114A
Model	1130
Finish	Black, C.P.R.
Rim or door	526170
Screw, rim locking	118261
Bead	523986
Bulb, single contact	207
Bulb holder	523964

Vehicle Application Reference


52114A 1130. Black finish; C.P.R., 1 1/8" dia.; 12v.; single contact; ruby lens; two-stud fixing.

Jensen 3 1/2 litre 1946-49.

NUMBER PLATE LAMPS AND BOXES



DESCRIPTIVE REFERENCE



MODEL 285

Part No.	Suitable for	Finish	Contact	Voltage	No. of Bulbs	Fixing	Remarks
53051	Number plate, stop tail and reverse ..	Black, C.P.R.	Single	12	4	Flush fitting	As model 288-3 but less body

MODEL 288-3

53034	Number plate, stop tail and reverse ..	Black, C.P.R.	Single	12	4	Four-stud	—
53045	Number plate and stop tail	Black, C.P.R.	Single	12	4	Four-stud	—
53074	Number plate, stop tail and reverse ..	Black, C.P.R.	Single	12	4	Four-stud	Square end cover
53075	Number plate, stop tail and reverse ..	Black, C.P.R.	Single	12	4	Six-stud	—
53080	Number plate and reverse	Black, C.P.R.	Single	12	4	Four-stud	—
53089	Number plate, stop tail and reverse ..	Black, C.P.R.	Single	12	4	Six-stud	—
53111	Number plate, stop tail and reverse ..	Black, C.P.R.	Single	12	4	Four-stud	As 53034 but less fixing straps
53114	Number plate and reverse	Black, C.P.R.	Single	12	4	Four-stud	—

MODEL 296

53100	Number plate	Black	Single	12	1	Four-stud	—
-------	----------------------	-------	--------	----	---	-----------	---

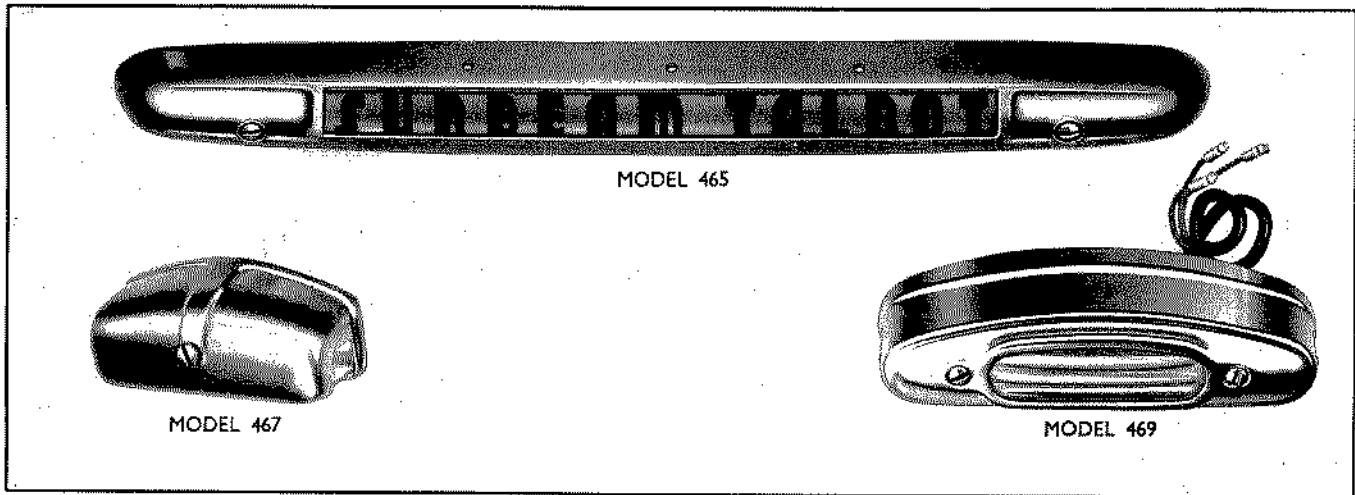
MODEL 464

53152	Number plate	C.P.R.	Single	12	1	Flush fitting	Special for Austin A90
-------	----------------------	--------	--------	----	---	---------------	------------------------



NUMBER PLATE LAMPS AND BOXES

DESCRIPTIVE REFERENCE



MODEL 465

Part No.	Suitable for	Finish	Contact	Voltage	No. of Bulbs	Fixing	Remarks
53104	Number plate	Chromium	Single	12	2	Three-stud	Marked 'Sunbeam-Talbot'
53112	Number plate	Chromium	Single	12	2	Three-stud	As 53104 but not marked 'Sunbeam-Talbot'
53276	Number plate	Chromium	Single	12	2	Three-stud	Marked 'Sunbeam-Talbot', As 53104 except for base
53277	Number plate	Chromium	Single	12	2	Three-stud	As 53104 but marked 'Sunbeam' only

MODEL 467

53093	Number plate	Chromium	Single	12	1	Two-stud	---
A53093	Number plate	Chromium	Single	6	1	Two-stud	---
53101	Number plate	Black	Single	12	1	Two-stud	---
53164	Number plate	Chromium	Single	12	1	Two-stud	As 53093 except for window, less fixing studs
53320	Number plate	Black	Single	12	1	Two-stud	As 53101 but less fixing studs
53374	Number plate	Black	Single	12	1	Two-stud	As 53101 but insulated return

MODEL 469


53097	Number plate and reverse	Chromium	Single	12	3	Two-stud	---
53130	Number plate and reverse	Chromium	Single	12	3	Two-stud	Special for Wolseley
53149	Number plate and reverse	Chromium	Single	12	3	Two-stud	As 53097 except for base
53159	Number plate and reverse	Chromium	Single	12	3	Two-stud	As 53097 except for fixing bolts
53161	Number plate and reverse	Chromium	Single	12	3	Two-stud	As 53097 except for fixing and base
53171	Number plate	Black	Single	12	2	Two-stud	No reverse light
53258	Number plate and reverse	Chromium	Single	12	3	Two-stud	As 53161 except base
53275	Number plate and reverse	Black	Single	12	3	Two-stud	Special for Wolseley
53297	Number plate and reverse	Chromium	Single	12	3	Two-stud	As 53097 but shortened reverse light
53317	Number plate and reverse	Black	Single	12	3	Two-stud	As 53275 but plain reverse window

continued

NUMBER PLATE LAMPS AND BOXES



DESCRIPTIVE REFERENCE



MODEL 472

Part No.	Suitable for	Finish	Contact	Voltage	No. of Bulbs	Fixing	Remarks
53186	Number plate and tail	Glass cover	Single	12	1	Two-stud	—
53224	Number plate	Glass cover	Single	12	1	Two-stud	—

MODEL 474 and 479, Bulb Holder Bracket

53109	Number plate	—	Single	12	1 No. 989	—	Replaces 53107, 53108 and 53110
53121	Number plate	—	Single	12	2 No. 989	—	—

MODEL 485

53135	Number plate	Chromium	Single	12	2	Two-stud	Special for Humber
-------	----------------------	----------	--------	----	---	----------	--------------------

MODEL 512

53215	Number plate, reverse and boot light	Chromium	Single	12	4	Two-stud	Special for Jaguar
-------	--------------------------------------	----------	--------	----	---	----------	--------------------

MODEL 527

53238	Number plate and reverse	Chromium	Single	12	2	Two-stud	—
-------	--------------------------------	----------	--------	----	---	----------	---

MODEL 528

53243	Number plate and reverse	Chromium	Single	12	3	Three-stud	—
-------	--------------------------------	----------	--------	----	---	------------	---

continued



NUMBER PLATE LAMPS AND BOXES

DESCRIPTIVE REFERENCE

For Illustrations, see page L25

MODEL 532

Part No.	Suitable for	Finish	Contact	Voltage	No. of Bulbs	Fixing
53278	Number plate	Glass cover	Single	12	1	Flange

MODEL 537, Bulb Holder Bracket

53291	Number plate	—	Single	12	2—No. 222	—
-------	----------------------	---	--------	----	-----------	---

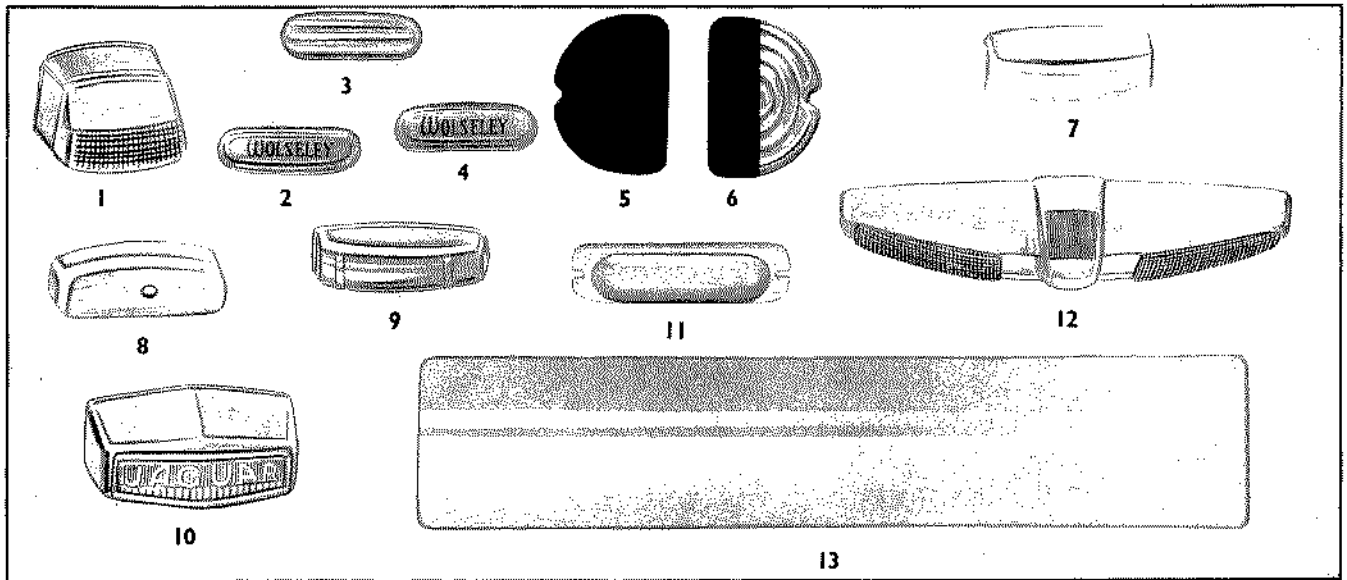
MODEL 543

53308A	Number plate illumination and boot	Chromium	Single	12	2—No. 222	Special for Citroen
--------	--	----------	--------	----	-----------	---------------------

MODEL 547, Bulb Holder Bracket

53314	Number plate	—	Single	12	2—No. 222	—
-------	----------------------	---	--------	----	-----------	---

LENS



Dimensions	Part No.	Illustration Reference	Model	Description
3 1/2" x 2 1/2"	573747	1	527	Clear glass, with grooves.
3 1/8" x 1 1/8"	573888	2	469	Clear glass, marked 'Wolseley'; similar to 572350 except for inverted window and transfer colour.
3 1/8" x 1 1/8"	572328	3	469	Clear ribbed glass, slightly sand-blast inside.
3 1/8" x 1 1/8"	572350	4	468	Clear glass, marked 'Wolseley'.
3 1/8" x 1 1/2"	523307	5	288-3	D-shaped, ruby; stippled U-shaped flutes.
3 1/8" x 1 1/2"	523308	6	288-3	D-shaped, half ruby, half clear; stippled U-shaped flutes.
4 3/8" x 1 1/8"	572596	7	467-2	Clear glass; window cover.
4 3/8" x 1 1/8"	573001	8	467-2	Clear glass, satin etched inside.
4 3/8" x 1 1/2"	572625	9	485	Clear glass; special for Humber 'Hawk'.
4 3/8" x 2 1/4"	573513	10	512	Clear glass, marked 'Jaguar'.
5 3/8" x 1 3/4"	572674	11	464	Clear glass, satin etched inside; special for Austin A90.
10 3/8" x 2 3/8"	573704	12	528	Clear glass, with special grooving
19 1/8" x 4 3/8"	521654	13	288-3	Plate glass.

NUMBER PLATE LAMPS AND BOXES



Vehicle Application Reference

53034A 288-3. Number plate illumination, stop tail and reverse tail box; black finish; C.P.R.; overall dimensions 28" × 5½"; 12v.; four single contact bulb holders; four-stud fixing.

Allard 16 2-seater 1947-49; 'K' Model 1949-51; 'P' and 'M' Models 1951.

Alvis 14 1939-50; 17/20 'Silver Crest', 20/25 'Crested Eagle', 25 'Speed' 4.3 litre 1939.

Armstrong Siddeley 20 1939; 25 1939-40.

Daimler 24 1939; 27 and 36 1946-53; 2½ litre 1939-47.

Humber 16 1939-40; 'Snipe' and 'Super Snipe' 1939; 'Pullman' and 'Imperial' 1939-40.

Jaguar 1½ litre 1946-47.

Jensen 3½ litre 1939-40; 3½ litre 1946-47.

Lagonda 4½ litre 1939-40.

Lea Francis 14 1946-50; 14 Estate Car 1953-54.

M.G. 1½, 2 and 2½ litre 1939.

Morris 'Oxford' Taxi and Hire Car 1947-49.

Riley 2½ litre 1940.

Singer 12 1947-49.

Standard 12, 14 and 20 1939-40.

S.S. 'Jaguar' 1½, 2½ and 3½ litre 1939-40; 3 and 4 litre 1939-40.

Triumph 14 'Dolomite' 1939; '1800' and '2000' Roadster 1946-48.

Wolsley 10, 12 and 14 1939-47; 16 1939; 18 and 25 1939-48.

53045B 288-3. Number plate illumination and stop tail box; black finish; C.P.R.; overall dimensions 28" × 5½"; 12v.; four single contact bulb holders; four-stud fixing.

Armstrong Siddeley 'Hurricane' and 'Lancaster' 1945-53; 'Typhoon' 1948-50.

Lanchester LD10 1946-48.

53051B 285. Number plate illumination, stop tail and reverse tail box; black finish; C.P.R.; overall dimensions 28" × 5½"; 12v.; four single contact bulb holders; less body, for fitting into car body.

Jaguar 1½ litre 1946-48; 2½ and 3½ litre 1946-48.

53074B 288-3. Number plate illumination, stop tail and reverse tail box; black finish; C.P.R.; overall dimensions 28" × 5½"; 12v.; four single contact bulb holders; square end cover; five-stud fixing.

Triumph 'Renown' 1950-54; '1800' and '2000' Saloon 1946-48.

53075B 288-3. Number plate illumination, stop tail and reverse tail box; black finish; C.P.R.; overall dimensions 28" × 5½"; 12v.; four single contact bulb holders; six-stud fixing.

Standard 12 1947-48; 14 1946-48.

53080A 288-3. Number plate illumination and reverse box; black finish; C.P.R.; overall dimensions 28" × 5½"; 12v.; single contact bulb holders; four-stud fixing.

Bentley 4½ litre Mk. VI 1946-51.

Invicta 'Black Prince' 1948-49.

Rolls-Royce 'Silver Dawn' 1953-54; 'Silver Wraith' 1946-54.

53089A 288-3. Number plate illumination, stop tail and reverse box; black finish; C.P.R.; overall dimensions 28" × 5½"; 12v.; four single contact bulb holders; six-stud fixing.

Standard 12 (Export) 1947-48.

53093D 467-2. Number plate illumination lamp; C.P. finish; overall dimensions 4 5/8" × 1½"; 12v.; one single contact bulb holder; two-stud fixing.

A.F.N. 'Le Mans' and 'Mille Miglia' 1951-54.

Allard 16 4-seater 1947-49; 'J' Competition 1949-54; 'L' Models 1949-51; 'K3' Model 1954; 'P2' Model 1952-54; 'P' and 'M' Models 1951; '21C' and '21Z' Palm Beach 1953-54.

Alvis TA21 Sports 1952.

Armstrong Siddeley 2.3 litre Limousine 1951-52; 'Whitley' Saloon 1950-53.

Aston Martin 2 litre 1947-49.

Austin A30 1952-54; A40 Sports 1951-53; 'Healey 100' 1954.

Bentley 4½ litre (U.S.A.) 1948.

Bristol 2 litre 1947-48; '400' 1949-50; '404' 1954.

Commer 8 cwt. Van and Estate Car 1949-52; 'Express' Delivery Van and Pick-up Truck 1953-54.

Healey 'Silverstone' 1950.

Hillman 'Minx' 1948-53.

Jowett 'Javelin' 1948-54; 'Jupiter' Sports 1951-54

Lagonda 2½ litre 1949-52.

Lanchester LD10 1951.

Meynell All Models 1952.

M.G. 'Midget' 1949-54.

Morris 'Minor' 4-door 1951; 'Six' Saloon 1948-50 and 1953-54; 'Oxford' 1950-51; 'Oxford' Series II 1954.

Paramount Cars All Models 1951-53.

Rover '60' 1948-49; '75' 1948-49; 'Landrover' and Station Wagon (N.A.D.A.) 1951.

Singer 9 (U.S.A.) 1951.

Standard 'Vanguard' Saloon (U.S.A.) 1950-51; 'Vanguard' Saloon Phase II 1954.

Swallow 'Doretti' 1954.

Triumph 'Mayflower' 1951-53.

Vauxhall 'Velox' and 'Wyvern' 1948-51.

A53093D 467. 6v.; otherwise as 53093D.

Dellow Motors Sports Mk. III 1952-54.

Reliant 'Regal' Car 1953-54.

53097D 469. Number plate illumination and reverse light; C.P. finish; overall dimensions 6 3/8" × 1 3/8"; 12v.; three single contact bulb holders; two-stud fixing; vertical mounting.

Allard 'P2' (U.S.A.) 1953-54 'P' and 'M' Models (U.S.A.) 1951.

Alvis TA21 1951-53; TC21 1954.

Armstrong Siddeley 'Sapphire' 1953-54.

Aston Martin DB2 1951-54.

Bristol 'X404' 1954.

Daimler 2½ litre 1950-53.

Healey 'Abbot' Drophead Coupé 1952-54; 'Tickford' Saloon 1951-54.

Jensen 'Interceptor' Cabriolet 1950-54.

Jowett 'Javelin' 1952-54.

Lagonda 3 litre 1954.

Lea Francis 14 1950-54; 18 4 Light Saloon 1952-54. 1½ litre Sports 1949; 2½ litre Sports 1950-54.

Riley 2½ litre Open Sports 1949.

Rover '60' (N.A.D.A.) 1954; '75' 1950; '75' (N.A.D.A.) 1953-54.

Singer 'SM1500' 1949-54.

Standard 'Vanguard' Saloon 1948-53.

53100A 296. Number plate illumination box; black finish; overall dimensions 21 3/8" × 5 1/8"; 12v.; one single contact bulb holder; four-stud fixing.

Aston Martin 2 litre 1949-50.

Austin Limousine 1952.

Lea Francis 18 6 Light Saloon 1949-53.

53101E 467-2. Number plate illumination lamp; black finish; overall dimensions 4 5/8" × 1 1/8"; 12v.; one single contact bulb holder; two-stud fixing.

Allard 'P' and 'M' Models 1949-50.

Austin A40 'Devon' and 'Dorset' 1948-52; A40 'Somerset' 1953-54; A70 'Countryman' and Pick-up Truck 1952-54; A70 'Hampshire' 1948-51; 'Hereford' 1952-54; A90 'Atlantic' 1949; Hire Car (U.S.A.) 1951; 'Champ' (Civilian) and 4 × 4 Cargo Truck 1954; 2 and 5 ton Truck 1949-54.

Citroen 2CV 1954.

Commer Medium Pick-up Truck 1951-54.

Morris 'Minor' 1948-51; 'Six' Saloon 1951-52; 'Oxford' Taxi and Hire Car 1951; 'Oxford' (Export) 1948-49; 'Oxford 1952-54; 'Cowley' Van and Pick-up Truck 1950-53.

Morris Commercial 'J' Van 1949-54; 15/20 cwt. 1953; 30 cwt. LC4 1953; LC5, LD1, LD2, FV, FVSO and NV Models 1954; NVO and NVS Models 1953-54.

Rover 'Landrover' and Station Wagon (N.A.D.A.) 1952-54.

Singer 4AC and 4AD 1952-54.

Smiths Electric 2 ton Diesel 1953-54.

Standard 'Vanguard' Pick-up Truck 1948-54; 'Vanguard' Van 1948-49.

Triumph 'Mayflower' 1951-53.



NUMBER PLATE LAMPS AND BOXES

Vehicle Application Reference—continued

53104B 465. Number plate illumination lamp; C.P. finish; overall dimensions 17"×1¼"; 12v.; two single contact bulb holders; three-stud fixing; special for Sunbeam-Talbot.

Sunbeam-Talbot '80' 1948-50; '90' 1948-53.

53109A 474. Bracket for number plate illumination; overall dimensions 4½"×1¼"; 12v.; one single contact bulb holder.

Austin 'Sheerline' 1948-51; Ambulance and Hearse 1951-54; Limousine 1951-53; 25 cwt. Van and Ambulance 1952-54.

53111A 288-3. Number plate illumination, stop tail and reverse tail box; black finish; C.P.R.; overall dimensions 28"×5½"; 12v.; four single contact bulb holders; four-stud fixing.

Lea Francis 18 4 Light Saloon 1951.

Morris 'Oxford' Taxi and Hire Car 1950.

Wolseley 10 and 12 1948; 25 1948.

53112B 465. Number plate illumination lamp; C.P. finish; overall dimensions 17"×1¼"; 12v.; two single contact bulb holders; three-stud fixing; special for Sunbeam-Talbot.

Sunbeam-Talbot '80' (Export, 1948-50; '90' (Export) 1948-53.

53114A 288-3. Number plate illumination and reverse box; black finish; C.P.R.; overall dimensions 28"×5½"; four single contact bulb holders; four-stud fixing.

Bentley 4½ litre (Export) 1947-50.

53121A 479. Bracket for number plate illumination; overall dimensions 6½"×1½"; two single contact bulb holders.

Humber 'Pullman' 1946-54; 'Imperial' 1946-53.

53130D 469. Number plate illumination and reverse lamp; C.P. finish; overall dimensions 6½"×1½"; 12v.; two single contact bulb holders; three-stud fixing; vertical mounting; special for Wolseley.

Wolseley 'Four Fifty' 1949-53; 'Six Eighty' 1949-54.

53135A 485. Number plate illumination lamp; C.P. finish; overall dimensions 8"×1¾"; 12v.; two single contact bulb holders; two-stud fixing; special for Humber.

Humber 'Hawk' 1946-54; 'Super Snipe' 1951-52.

53149A 469. Number plate illumination and reverse lamp; C.P. finish; overall dimensions 6½"×1½"; 12v.; three single contact bulb holders; two-stud fixing.

Jaguar 2½ and 3½ litre 1949-51.

53152F 464. Number plate illumination lamp; C.P. rim and cowl; overall dimensions 4¾"×2"; 12v.; one single contact bulb holder; flush fitting.

Austin A90 'Atlantic' 1950-52.

53159B 469. Number plate illumination and reverse lamp; C.P. finish; overall dimensions 6½"×1½"; 12v.; three single contact bulb holders; two-stud fixing.

Hillman 'Minx' (Special Orders) 1952.

Jaguar XK120 1951-54.

53161B 469. Number plate illumination and reverse lamp; C.P. finish; overall dimensions 6½"×1½"; 12v.; three single contact bulb holders; two-stud fixing.

Daimler 'Conquest' 1954; 'Regency' 1953.

Jaguar XK120 1949-50.

Lanchester 14 1952-53.

Rover '75' 1951.

53164A 467-2. Number plate illumination lamp; C.P. finish; overall dimensions 4⅞"×1½"; 12v.; one single contact bulb holder; two-stud fixing.

Bentley 4½ litre (U.S.A.) 1951; 4½ litre 1952.

Rolls-Royce 'Silver Dawn' (U.S.A.) and 'Silver Wraith' (U.S.A.) 1953-54.

53171B 469. Number plate illumination lamp; black finish; overall dimensions 6½"×1½"; 12v.; two single contact bulb holders; two-stud fixing; horizontal mounting.

Standard 'Vanguard' Van 1950-54.

53186A 472. Number plate illumination and tail lamp; moulded glass cover; 12v.; one single contact bulb holder; two-stud fixing.

Jowett 'Javelin' and De Luxe 1950-51.

53215A 512. Number plate illumination, reverse and boot lamp; C.P. finish; overall dimensions 15½"×4½"; 12v.; four single contact bulb holders; two-stud fixing.

Jaguar 2½ litre 1951; 3½ litre 1951-54.

53224A 472. Number plate illumination lamp; clear moulded glass; 12v.; one single contact bulb holder; two-stud fixing.

Jowett 'Javelin' (later) 1951.

53238A 527. Number plate illumination and reverse lamp; C.P. cover; overall dimensions 3½"×4½"; 12v.; two single contact bulb holders; two-stud fixing.

Humber 'Super Snipe' 1953-54.

53243A 528. Number plate illumination and reverse lamp; C.P. finish; overall dimensions 12"×3"; 12v.; three single contact bulb holders; three-stud fixing.

Bentley 4½ litre 1953-54; 'Continental' Sports 1952.

53258A 469. Number plate illumination and reverse lamp; C.P. finish; overall dimensions 6½"×1½"; 12v.; three single contact bulb holders; two-stud fixing.

Rover '60' 1954; '75' 1952-54.

53275A 469. Number plate illumination and reverse lamp; black finish; overall dimensions 6½"×1½"; 12v.; three single contact bulb holders; two-stud fixing.

Wolseley 'Four Forty-Four' 1953-54.

53276A 465. Number plate illumination lamp; C.P. finish; overall dimensions 17"×1¼"; 12v.; two single contact bulb holders; three-stud fixing; special for Sunbeam-Talbot.

Sunbeam-Talbot '90' 1953-54.

53277A 465. Number plate illumination lamp; C.P. finish; overall dimensions 17"×1¼"; 12v.; two single contact bulb holders; three-stud fixing; special for Sunbeam.

Sunbeam 'Alpine' 1953-54.

Sunbeam-Talbot (Export) 1953-54.

53278B 532. Number plate illumination lamp; clear glass cover; overall dimensions 3"×3"; 12v.; one single contact bulb holder; flange fixing.

Hillman 'Minx' 1953-54.

53291A 537. Bracket for number plate illumination lamp; overall dimensions 4½"×1¼"; 12v.; two single contact bulb holders.

Morris New Quarter Ton Van 1954.

NUMBER PLATE LAMPS AND BOXES



Vehicle Application Reference—continued

53297A 469. Number plate illumination and reverse lamp; C.P. finish; overall dimensions $6\frac{3}{8}'' \times 1\frac{1}{8}''$; 12v.; three single contact bulb holders; two-stud fixing.

Bentley 'Continental' Sports 1953-54.

53308B 543. Number plate illumination and boot lamp; C.P. finish; 12v.; two single contact bulb holders; two-stud fixing.

Citroen 15 1954.

53314B 547. Bracket for number plate illumination lamp; overall dimensions $4\frac{1}{4}'' \times 0\frac{1}{2}''$; 12v.; two single contact bulb holders;

Riley $2\frac{1}{2}$ litre 1954.

53317A 469. Number plate illumination and reverse lamp; black finish; overall dimensions $6\frac{3}{8}'' \times 1\frac{1}{8}''$; 12v.; three single contact bulb holders; two-stud fixing.

M.G. 'Magnette' 1954.

53320A 467. Number plate illumination lamp; black finish; overall dimensions $4\frac{3}{8}'' \times 1\frac{1}{8}''$; 12v.; one single contact bulb holder; two-stud fixing.

Standard 'Eight' and 10 1954.

53374A 467-2. Number plate illumination lamp; black finish; overall dimensions $4\frac{3}{8}'' \times 1\frac{1}{8}''$; 12v.; one single contact bulb holder; two-stud fixing.

Smiths Electric Standard Drive Model 1954.

C.P. . . Chromium plated. v. . . Voltage

SUPERSESSION CHART FOR ALL REAR LAMPS

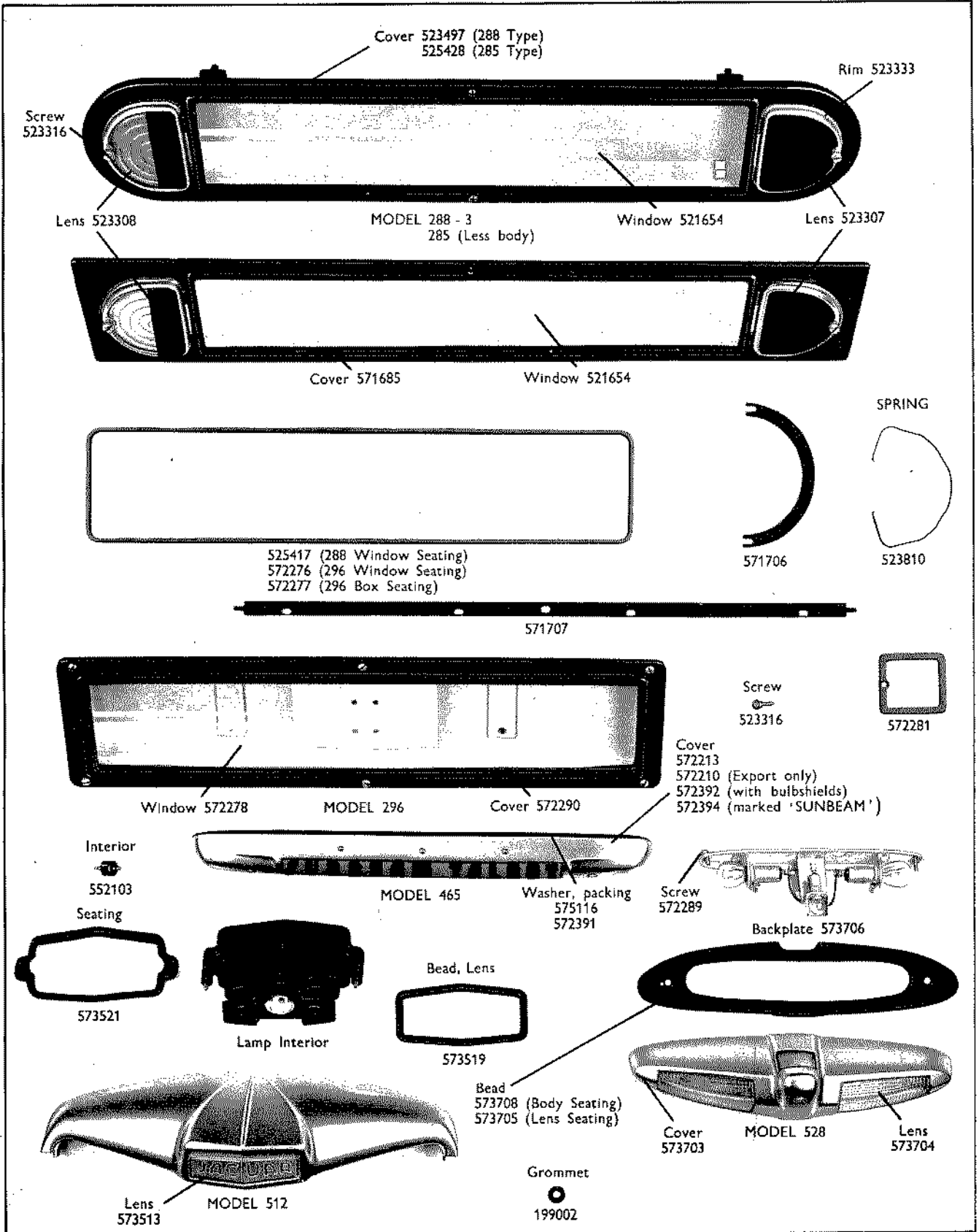
In the detailed spare parts section of this list certain lamps are marked * indicating that whereas spare parts are obtainable, the complete lamp is out of production. In such instances a suitable replacement of more modern design is indicated below.

Part No.	Replaced by	Part No.	Replaced by	Part No.	Replaced by	Part No.	Replaced by
53008	53071	53123	53184	520427	53071	523640	53244
A53008	A53071	53127	53207	520428	53071	523645	53031
53028	53071	53134	53172	520443	53071	523752	53027
A53031	A53269	53140	53256	520972	53071	523770	53071
53060	53072	A53140	A53256	521038	53007	523808	53072
A53060	A53072	53142	53202	521039	A53007	523809	53027
53061	53045	53143	53203	521276	53071	523824	53071
53063	53071	53145	53183	521751	53071	523829	53072
53064	53034	53146	53183	522675	53034	523853	53032
53066	53071	53150	53194	522690	53034	523854	53032
53068	53067	53151	53178	522793	53027	523865	53032
53077	53244	53156	53226	522800	53071	523867	53035
53079	53027	53166	53226	523207	53071	524445	53034
53082	53194	53176	53183	523208	53071	524669	53269
53083	53034	53192	53193	523253	53031	524752	53072
53091	53193	53196	53173	523475	53034	524753	53072
53092	53175	53197	53200	523500	53034	524754	53029
53094	53201	53204	53194	523501	53034	524936	53071
53098	53179	53220	53200	523502	53034	524951	53071
53102	53200	53255	53215	523503	53034	525123	53027
53107	53109	53271	53290	523504	53034	525133	53032
53108	53109	57035	57052	523549	53071	525182	53049
53110	53109	520410	524171	523594	53071	525361	53057
53115	53177	520412	53071	523595	53071	525632	53007
53120	53173	520423	53071	523639	53269		
		520426	53071				



NUMBER PLATE LAMPS AND BOXES

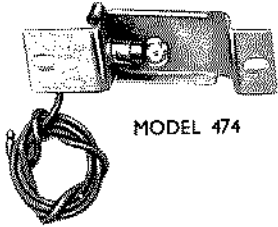
DETAILED SPARE PARTS



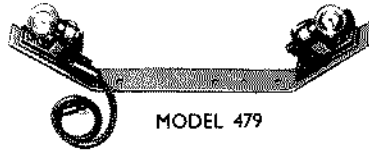
NUMBER PLATE LAMPS AND BOXES



DETAILED SPARE PARTS



MODEL 474



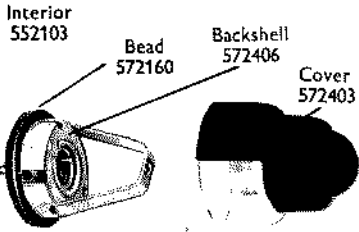
MODEL 479



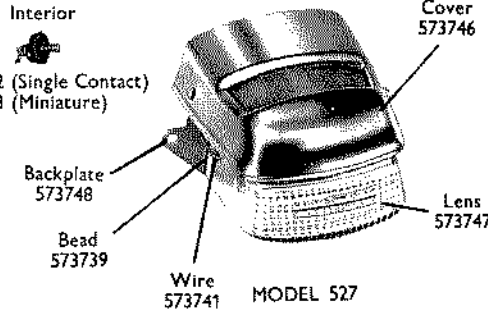
MODEL 537



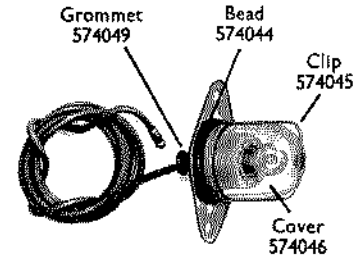
MODEL 547



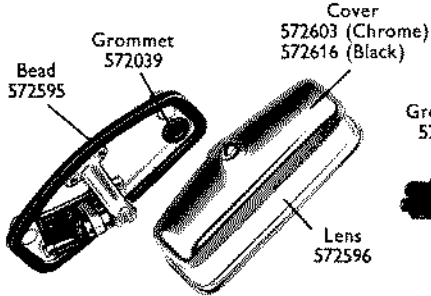
MODEL 472



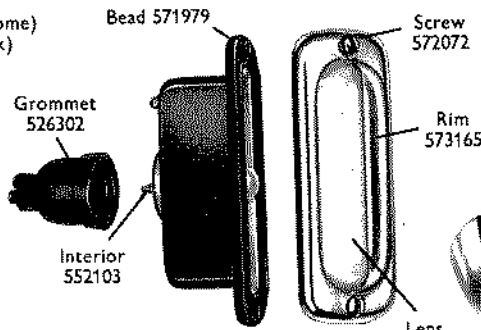
MODEL 527



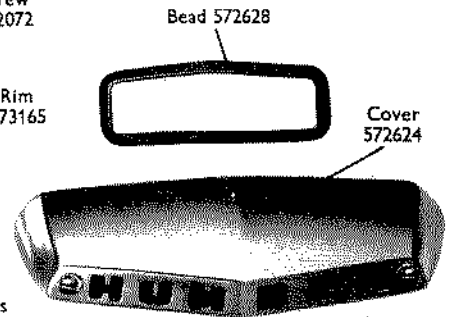
MODEL 532



MODEL 467-2




MODEL 464



MODEL 485

BEADS OR GASKETS



522270



522269



572326

INTERIOR

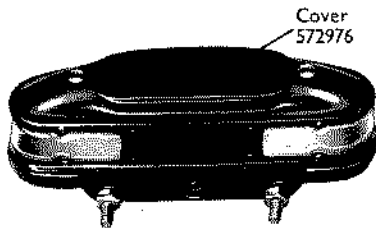


553780

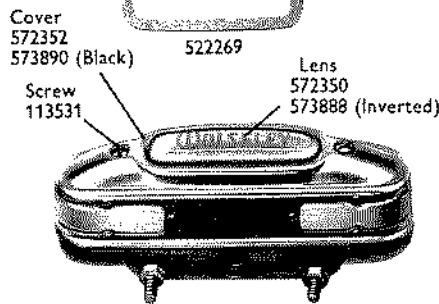
SUNDRY PARTS SET



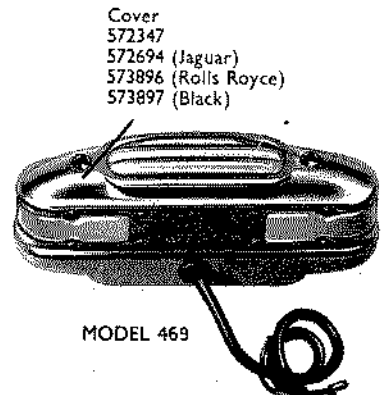
572588



MODEL 469



MODEL 469



MODEL 469



NUMBER PLATE LAMPS AND BOXES

DETAILED SPARE PARTS

Part No.	53034A	53045B	53051A	*53061A	*53064A	53074B
Model	288-3	288-3	285	288-3	288-3	288-3
Finish	Black, C.P.R.	Black, C.P.R.	Black, C.P.R.	Primer, C.P.R.	Black, C.P.R.	Black, C.P.R.
(1) Rim or door	523333	523333	523333	523333	523333	523333
(2) Wires, lens fixing	523810	523810	523810	523810	523810	523810
(3) Screw, fixing	523316	523316	523316	523316	523316	523316
(4) Lens	—	—	—	—	—	—
(5) Lens, stop tail	523307	†523307	523307	†523307	523307	523307
(6) Lens, reverse tail	523308	—	523308	—	523308	523308
(7) Clip, cover	—	—	—	—	—	—
(8) Cover	523497	523497	525428	525497	523497	571685
(9) Bead or channel	525417	525417	525417	525417	525417	525417
(10) Strip, rubber	571707	571707	—	571707	571707	571707
(11) End piece, rubber	571706	571706	—	571706	571706	571706
(12) Bead, box seating	—	—	—	—	—	—
(13) Bead, window seating	—	—	—	—	—	—
(14) Window, rolled sheet	521654	521654	521654	521654	521654	521654
(15) Bulb holder bracket	—	—	—	—	—	—
(16) Backplate	—	—	—	—	—	—
(17) Interior, bulb holder	—	—	—	—	—	—
(18) Backshell	—	—	—	—	—	—
(19) Grommet, rubber	—	—	—	—	—	—
(20) Washer, rubber, body seating	—	—	—	—	—	—
(21) Bulb	†207	‡207	†207	†207	†207	†207
(22) Bulb, reverse	†1	—	†1	†1	†1	†1
(23) Sundry parts, set	—	—	—	—	—	—

Part No.	53104B	*53107A	*53108A	53109A	*53110A	53111A
Model	465	474	474	474	474	288-3
Finish	Chromium	—	—	—	—	Black, C.P.R.
(1) Rim or door	—	—	—	—	—	523333
(2) Wires, lens fixing	—	—	—	—	—	523810
(3) Screw, fixing	—	—	—	—	—	523316
(4) Lens	—	—	—	—	—	—
(5) Lens, stop tail	—	—	—	—	—	523307
(6) Lens, reverse tail	—	—	—	—	—	523308
(7) Clip, cover	—	—	—	—	—	—
(8) Cover	572213	—	—	—	—	523497
(9) Bead or channel	—	—	—	—	—	525417
(10) Strip, rubber	—	—	—	—	—	571707
(11) End piece, rubber	—	—	—	—	—	571706
(12) Bead, box seating	—	—	—	—	—	—
(13) Bead, window seating	—	—	—	—	—	—
(14) Window, rolled sheet	—	—	—	—	—	521654
(15) Bulb holder bracket	—	—	—	—	—	—
(16) Backplate	—	—	—	—	—	—
(17) Interior, bulb holder	533780	—	—	—	—	—
(18) Backshell	—	—	—	—	—	—
(19) Grommet, rubber	—	—	—	—	—	—
(20) Washer, rubber, body seating	572391	—	—	—	—	—
(21) Bulb	†222	989	989	989	989	†207
(22) Bulb, reverse	—	—	—	—	—	†1
(23) Sundry parts, set	—	—	—	—	—	—

* See Supersession Chart † 2 off ‡ 4 off C.P.R. . . Chromium plated rim

NUMBER PLATE LAMPS AND BOXES



DETAILED SPARE PARTS

	53075B	53080A	*53083A	53089A	53093D	A53093D	53097D	53100A	53101E
	288-3 Black, C.P.R.	288-3 Black, C.P.R.	288-3 Black, C.P.R.	288-3 Black, C.P.R.	467-2 Chromium	467-2 Chromium	469 Chromium	296 Black	467-2 Black
	523333	523333	523333	523333	—	—	—	—	— (1)
	523810	523810	523810	523810	—	—	—	—	— (2)
	523316	523316	523316	523316	—	—	113531	523316	— (3)
	—	—	—	—	572596	572596	—	—	572596 (4)
	523307	—	523307	523307	—	—	—	—	— (5)
	523308	†523308	523308	523308	—	—	572328	—	— (6)
	—	—	—	—	—	—	—	—	— (7)
	523497	523497	523497	523497	572603	572603	572347	572290	572616 (8)
	525417	525417	525417	525417	572595	572595	572326	572281	572595 (9)
	571707	571707	571707	571707	—	—	—	—	— (10)
	571706	571706	571706	571706	—	—	—	—	— (11)
	—	—	—	—	—	—	—	572277	— (12)
	—	—	—	—	—	—	—	572276	— (13)
	521654	521654	521654	521654	—	—	—	572278	— (14)
	—	—	—	—	—	—	—	—	— (15)
	—	—	—	—	—	—	—	—	— (16)
	—	—	—	—	—	—	—	553780	— (17)
	—	—	—	—	—	—	—	—	— (18)
	—	—	—	—	572039	572039	—	—	572039 (19)
	—	—	—	—	—	—	—	—	— (20)
	†207	†207	†207	†207	222	988	†222	222	222 (21)
	†1	†1	†1	†1	—	—	382	—	— (22)
	—	—	—	—	572588	572588	—	—	572588 (23)

	53112B	53114A	53121A	53130D	53135A	53149D	53152F	53159B	53161D
	465 Chromium	288-3 Black, C.P.R.	479 —	469 Chromium	485 Chromium	469 Chromium	464 C.P.R.	469 Chromium	469 Chromium
	—	523333	—	—	—	—	573165	—	— (1)
	—	523810	—	—	—	—	—	—	— (2)
	—	523316	—	113531	—	113531	572072	113531	113531 (3)
	—	—	—	—	572625	—	—	—	— (4)
	—	—	—	—	—	—	—	—	— (5)
	—	†523308	—	572350	—	572328	572674	572328	572328 (6)
	—	—	—	—	—	—	—	—	— (7)
	572210	523497	—	572352	572624	572694	—	572347	572347 (8)
	—	525417	—	572326	572628	572326	571979	572326	572326 (9)
	—	571707	—	—	—	—	—	—	— (10)
	—	571706	—	—	—	—	—	—	— (11)
	—	—	—	—	—	—	—	—	— (12)
	—	—	—	—	—	—	—	—	— (13)
	—	521654	—	—	—	—	—	—	— (14)
	—	—	—	—	—	—	—	—	— (15)
	553780	—	—	—	—	—	552103	—	— (16)
	—	—	—	—	—	—	—	—	— (17)
	—	—	—	—	—	—	—	—	— (18)
	—	—	—	—	572039	—	526302	—	— (19)
	572391	—	—	—	—	—	—	—	— (20)
	†222	†207	†989	†222	†222	†222	207	†222	†222 (21)
	—	†1	—	382	—	382	—	382	382 (22)
	—	—	—	—	—	—	—	—	— (23)

* See Supersession Chart

† 2 off



NUMBER PLATE LAMPS AND BOXES

DETAILED SPARE PARTS

Part No.	53164A	53171B	53186A	53215A	53224A	53238A
Model	467-2	469	472	512	472	527
Finish	Chromium	Black	—	Chromium	—	Chromium
(1) Rim or door	—	—	—	—	—	—
(2) Wires, lens fixing	—	—	—	—	—	573741
(3) Screw, fixing	—	113531	—	—	—	573743
(4) Lens	573001	—	—	573513	—	573747
(5) Lens, stop tail	—	—	—	—	—	—
(6) Lens, reverse tail	—	—	—	—	—	—
(7) Clip, cover	—	—	—	—	—	—
(8) Cover	572603	572976	572403	—	573469	573746
(9) Bead or channel	572595	572326	572160	†573521 ‡573519	572160	573739
(10) Strip, rubber	—	—	—	—	—	—
(11) End piece, rubber	—	—	—	—	—	—
(12) Bead, box seating	—	—	—	—	—	—
(13) Bead, window seating	—	—	—	—	—	—
(14) Window, rolled sheet	—	—	—	—	—	—
(15) Bulb holder bracket	—	—	—	—	—	573748
(16) Backplate	—	—	552103	§552103	552103	554723
(17) Interior, bulb holder	—	—	—	553780	—	§554722
(18) Backshell	—	—	572406	—	572406	—
(19) Grommet, rubber	572039	—	—	—	—	572039
(20) Washer, rubber, body seating	—	—	—	—	—	—
(21) Bulb	222	†222	207	‡222	207	222
(22) Bulb, reverse	—	—	—	382	—	382
(23) Sundry parts, set	572588	—	—	—	—	—

Part No.	53308A	53314B	53317A	53320A	53374A	*522675
Model	543	547	469	467	467-2	280
Finish	Chromium	—	Black	Black	Black	—
(1) Rim or door	—	—	—	—	—	523333
(2) Wires, lens fixing	—	—	—	—	—	523810
(3) Screw, fixing	—	—	113531	—	—	¶522291
(4) Lens	574311	—	—	572596	572596	—
(5) Lens, stop tail	§574310	—	572328	—	—	523264
(6) Lens, reverse tail	—	—	—	—	—	521578
(7) Clip, cover	—	—	—	—	—	—
(8) Cover	—	—	573897	572616	572616	—
(9) Bead or channel	—	—	572326	572595	572595	522269
(10) Strip, rubber	—	—	—	—	—	—
(11) End piece, rubber	—	—	—	—	—	—
(12) Bead, box seating	—	—	—	—	—	—
(13) Bead, window seating	—	—	—	—	—	—
(14) Window, rolled sheet	—	—	—	—	—	523764
(15) Bulb holder bracket	574308	—	—	—	—	—
(16) Backplate	—	—	—	—	—	—
(17) Interior, bulb holder	—	—	—	—	—	—
(18) Backshell	—	—	—	—	—	—
(19) Grommet, rubber	—	—	—	572039	572039	—
(20) Washer, rubber, body seating	††574309	—	—	—	—	522270
(21) Bulb	222	††222	††222	222	222	207
(22) Bulb, reverse	—	—	382	—	—	57
(23) Sundry parts, set	—	—	—	572588	572588	—

* See Supersession Chart
† Gasket, bulb shield

‡ Gasket, lens seating
§ Reverse

¶ 3 off
‡ Clasp

§ Lens, boot
†† Base, rubber

‡‡ 2 off

NUMBER PLATE LAMPS AND BOXES



DETAILED SPARE PARTS

	53243A 528 Chromium	*53255A 512 Chromium	53258A 469 Chromium	53275A 469 Black	53276A 465 Chromium	53277A 465 Chromium	53278B 532 —	53291A 537 —	53297A 469 Chromium
	—	—	—	—	—	—	—	—	— (1)
	—	—	—	—	—	—	—	—	— (2)
	572289	—	113531	113531	—	—	—	113531	113531 (3)
	573704	573513	—	—	—	—	—	—	— (4)
	—	—	—	—	—	—	—	572328	572328 (5)
	—	—	572328	573888	—	—	—	—	— (6)
	—	—	—	—	—	—	574045	—	— (7)
	573703	—	572347	573890	572392	572394	574046	—	572896 (8)
	†573705	§573521	572326	572326	—	—	574044	—	572326 (9)
	‡573708	†573519	—	—	—	—	—	—	— (10)
	—	—	—	—	—	—	—	—	— (11)
	—	—	—	—	—	—	—	—	— (12)
	—	—	—	—	—	—	—	—	— (13)
	—	—	—	—	—	—	—	—	— (14)
	573706	—	—	—	—	—	—	—	— (15)
	—	552103	—	—	—	—	—	—	— (16)
	—	553780	—	—	553780	553780	553780	—	— (17)
	—	—	—	—	—	—	—	—	— (18)
	199002	—	—	—	—	—	574049	—	— (19)
	—	—	—	—	575116	572391	—	—	— (20)
	222	¶222	§222	§222	§222	§222	989	§222	§222 (21)
	§382	382	382	382	—	—	—	—	382 (22)
	—	—	—	—	—	—	—	—	— (23)

	*522690 280-1B —	*523475 288-3 Black, C.P.R.	*523500 288-3 Black, C.P.R.	*523501 288-3 Black, C.P.R.	*523502 288-3 Black, C.P.R.	*523503 288-3 Black, C.P.R.	*523504 288-3 Black, C.P.R.	*524445 288-3 Black, C.P.R.
	523333	523333	523333	523333	523333	523333	523333	523333 (1)
	523810	523810	523810	523810	523810	523810	523810	523810 (2)
	†522291	523316	523316	523316	523316	523316	523316	523316 (3)
	—	—	—	—	—	—	—	— (4)
	523264	523307	523307	523307	523307	523307	523307	523307 (5)
	521578	523308	523308	523308	523308	523308	523308	523308 (6)
	—	—	—	—	—	—	—	— (7)
	—	523497	523497	523497	523497	523497	523497	523497 (8)
	522269	—	—	—	—	—	—	— (9)
	—	571707	571707	571707	571707	571707	571707	571707 (10)
	—	571706	571706	571706	571706	571706	571706	571706 (11)
	—	—	—	—	—	—	—	— (12)
	—	—	—	—	—	—	—	— (13)
	523764	521654	521654	521654	521654	521654	521654	521654 (14)
	—	—	—	—	—	—	—	— (15)
	—	—	—	—	—	—	—	— (16)
	—	—	—	—	—	—	—	— (17)
	—	—	—	—	—	—	—	— (18)
	—	—	—	—	—	—	—	— (19)
	522270	525417	525417	525417	525417	525417	525417	525417 (20)
	207	§207	§207	§207	§207	§207	§207	§207 (21)
	57	§1	§1	§1	§1	§1	§1	§1 (22)
	—	—	—	—	—	—	—	— (23)

* See Supersession Chart
† Lens mounting

‡ Cover seating
§ Gasket, bulb shield

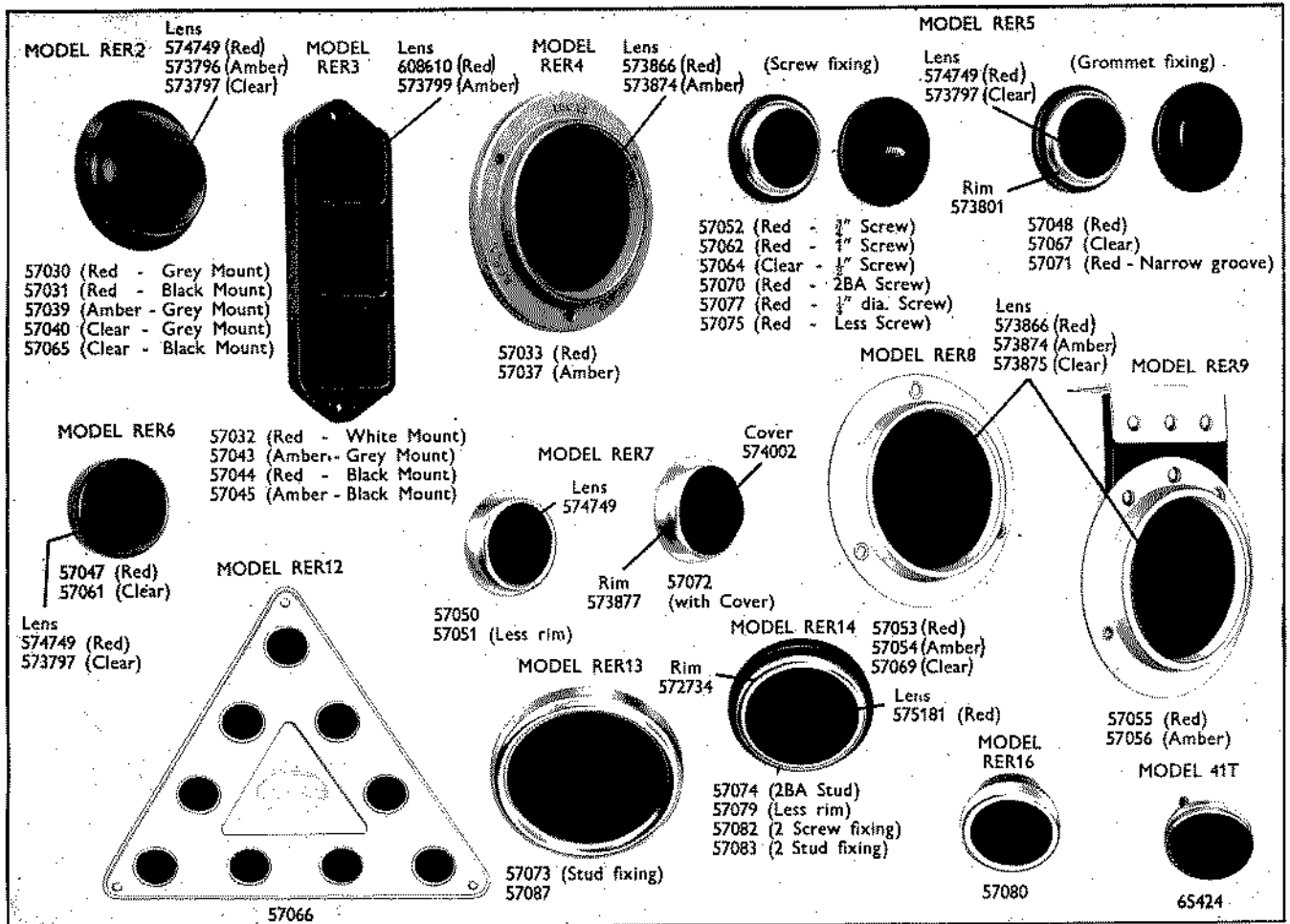
|| Reverse
¶ 3 off

§ 2 off
†† Clasp

C.P.R. . . Chromium plated rim



REFLEX REFLECTORS



Part No.	Model	Reflex Diameter (inches)	Reflex Colour	Mount	Fixing	Rim Part No.	Lens Part No.	Suitable for
57030	RER2	1 1/2	Red	Silver grey rubber ..	Single screw	—	574749	Cars.
57031	RER2	1 1/2	Red	Black rubber ..	Single screw	—	574749	Cars.
57032	RER3	1 3/8 x 1 1/2 (3 off)	Red	White rubber ..	Two-hole	—	608610	Commercial vehicles.
57033	RER4	3	Red	White rubber ..	Three-hole	—	573866	Commercial vehicles. Fitted to Jensen 'Lightweight' 1954.
*57035	RER5	1 1/2	Red	C.P.R., black rubber	Single screw	573801	574749	Cars.
57037	RER4	3	Amber	Silver grey rubber ..	Three-hole	—	573874	Side of commercial vehicles.
57039	RER2	1 1/2	Amber	Silver grey rubber ..	Single screw	—	573796	Cars.
57040	RER2	1 1/2	Clear	Silver grey rubber ..	Single screw	—	573797	Cars, to supplement side lighting.
57043	RER3	1 3/8 x 1 1/2 (3 off)	Amber	Silver grey rubber ..	Two-hole	—	573799	Side of commercial vehicles.
57044	RER3	1 3/8 x 1 1/2 (3 off)	Red	Black rubber ..	Two-hole	—	608610	Commercial vehicles. Fitted to Austin 2 and 5 ton Petrol Tanker 1952-54.
57045	RER3	1 3/8 x 1 1/2 (3 off)	Amber	Black rubber ..	Two-hole	—	573799	Side of commercial vehicles.
57047	RER6	1 1/2	Red	Black rubber ..	Single screw	—	574749	Cars.

* See Supersession Chart

C.P.R. .. Chromium plated rim

REFLEX REFLECTORS



Part No.	Model	Reflex Diameter (inches)	Reflex Colour	Mount	Fixing	Rim Part No.	Lens Part No.	Suitable for
57048	RER5	1½	Red	C.P.R., black rubber	Grommet	573801	574749	Cars. Fitted to Austin A30 1952-53.
57050	RER7	1½	Red	C.P.R., black rubber	Grommet	573877	574749	Cars.
57051	RER7	1½	Red	Black rubber ..	Grommet	—	574749	Cars.
57052	RER5	1½	Red	C.P.R., black rubber	Single screw	573801	574749	Fitted to Armstrong Siddeley 'Sapphire' 1953-54. Citroen 15 (U.S.A.) 1953-54. Citroen 23 (U.S.A.) 1953. Humber 'Super Snipe' 1953-54. M.G. 'Midget' 1953. Standard 'Eight' and 10 1954.
57053	RER8	3	Red	White (metal body)	Three-hole	—	573866	Commercial vehicles.
57054	RER8	3	Amber	White (metal body)	Three-hole	—	573874	Side of commercial vehicles.
57055	RER9	3	Red	White (metal body)	Right angle bracket	—	573866	Commercial vehicles.
57056	RER9	3	Amber	White (metal body)	Right angle bracket	—	573874	Side of commercial vehicles.
57061	RER6	1½	Clear	Silver grey rubber ..	Single screw	—	573797	Cars, to supplement side lighting.
57062	RER5	1½	Red	C.P.R., black rubber	Single screw	573801	573749	Cars.
57064	RER5	1½	Clear	C.P.R., black rubber	Single screw	573801	573797	Cars, to supplement side lighting.
57065	RER2	1½	Clear	Black rubber ..	Single screw	—	573797	Cars, to supplement side lighting.
57066	RER12	¾ (9 off)	Red	White triangular metal plate ..	—	—	574738	Special for trailers.
57067	RER5	1½	Clear	C.P.R., black rubber	Grommet	573801	573797	Cars, to supplement side lighting. Fitted to Rover '60' and '75' 1954.
57069	RER8	3	Clear	White (metal body)	Three-hole	—	573875	Commercial vehicles, to supplement side lighting.
57070	RER5	1½	Red	C.P.R., black rubber	Single screw	573801	574749	Cars.
57071	RER5	1½	Red	C.P.R., black rubber	Grommet	573801	574749	Cars.
57072	RER7	1½	Red	C.P.R., black rubber	Grommet	573877	574749 †574002	Cars.
57073	RER13	3	Red	Metal case	Stud	—	—	Commercial vehicles.
57074	RER14	2½	Red	C.P.R., black rubber	Two-stud	572734	575181	Cars.
57075	RER5	1½	Red	C.P.R., black rubber	Less screw	573801	574749	Cars.
57077	RER5	1½	Red	C.P.R., black rubber	Screw	573801	574749	Austin A30 and A40.
57079	RER14	2½	Red	C.P.R., black rubber	Two-screw	—	—	Cars.
57080	RER16	1½	Red	Black rubber ..	—	—	—	Cars.
57082	RER14	2½	Red	C.P.R., black rubber	Two-screw	572734	575181	Commercial vehicles.
57083	RER14	2½	Red	C.P.R., black rubber	Two-stud	572734	575181	Cars.
57087	RER13	3	Red	C.P.R.	—	—	—	Commercial vehicles.
65424	41T	1¾	Ruby lens	C.P.R.	Two-stud	—	—	Cars. Fitted to Austin 2 and 5 ton and Coach 1951. Commer 8 cwt. Van 1950-52; 'Express' Delivery Van and Pick-up Truck 1953-54. Hillman 'Minx' (U.S.A. and Canada) 1949-54. Humber 'Hawk' 1950-54. Triumph 2-seater Sports 1954.
*605248	41T	1¾	Ruby lens	C.P.R.	Two-stud	—	—	Cars.

* See Supersession Chart

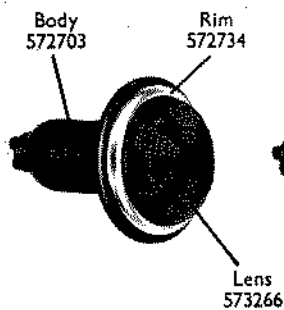
† Cover reflex

C.P.R. .. Chromium plated rim



FLASHER INDICATOR SETS

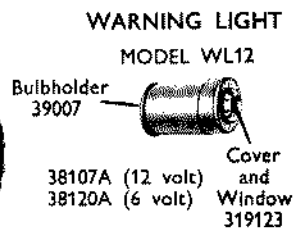
DETAILED SPARE PARTS



SET No. 052939 (12 volt)
052940 (6 volt)



Set includes:—
4 off—MODEL 488—53359A (12 volt), 53360A (6 volt)
Warning Light & Flasher Unit.

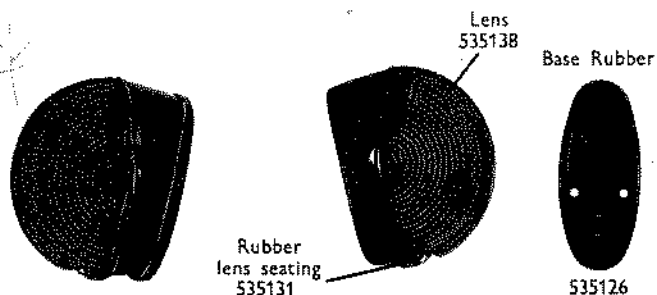


FLASHER UNIT

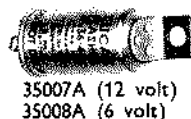


MODEL FL3—35003A (12 volt)
35005A (6 volt)

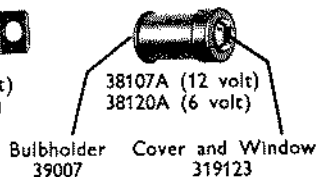
SET No. 052941 (12 volt)
052942 (6 volt)



FLASHER UNIT
MODEL FL3



WARNING LIGHT
MODEL WL12




Set includes:—
2 off—MODEL 559—53362A (12 volt), 53363A (6 volt).
Warning Light & Flasher Unit.

FLASHER UNIT
MODEL FL3



35003A

SET No. 052948 (12 volt—Single Contact)
052949 (12 volt—Double Contact)



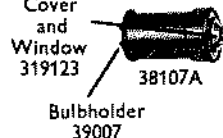
Set includes:—
4 off—MODEL 556—53358A (Single Contact), 53367A (Double Contact)
Warning Light & Flasher Unit.

WARNING LIGHTS

MODEL WL11



MODEL WL12



DETAILED SPARE PARTS

BULBHOLDER



573285

INTERIORS



554721

NUT



574785

BEAD



574786



554722

FLASHER INDICATOR SETS



DETAILED SPARE PARTS

SET No. 052939, 12 volt

Suitable for cars and light commercial vehicles.

Description	Part No.
Lamp, 488 (4 off)	53359A
Rim or door	572734
Lens	573266
Body, rubber	572703
Interior, bulb holder	554722
Bulb holder	573285
Bulb	382
Flasher unit, FL3 (1 off)	35003A
Warning light, WL12 (1 off)	38107A
Cover and window	319123
Bulb holder	39007
Bulb	987

SET No. 052942, 6 volt

Roof or door pillar mounting.

Description	Part No.
Lamp, 559 (2 off)	53363A
Lens	535138
Rubber, lens seating	535131
Rubber, base seating	535126
Bulb	317
Flasher unit, FL3 (1 off)	35008A
Warning light, WL12 (1 off)	38120A
Cover and window	319123
Bulb holder	39007
Bulb	990

SET No. 052940, 6 volt

Suitable for cars and light commercial vehicles.

Description	Part No.
Lamp, 488 (4 off)	53360A
Rim or door	572734
Lens	573266
Body, rubber	572703
Interior, bulb holder	554722
Bulb holder	573285
Bulb	317
Flasher unit, FL3 (1 off)	35005A
Warning light, WL12 (1 off)	38120A
Cover and window	319123
Bulb holder	39007
Bulb	990

SET No. 052948, 12 volt, Single Contact

Suitable for commercial vehicles.

Description	Part No.
Lamp, 556 (4 off)	53358A
Lens	575026
Screw, lens fixing	572072
Bead, lens	574786
Body, rubber	574788
Interior	554722
Nut, lens fixing screw	574785
Bulb	382
Flasher unit, FL3 (1 off)	35003A
Warning light, WL12 (1 off)	38107A
Cover and window	319123
Bulb holder	39007
Bulb	987

SET No. 052941, 12 volt

Roof or door pillar mounting.

Description	Part No.
Lamp, 559 (2 off)	53362A
Lens	535138
Rubber, lens seating	535131
Rubber, base seating	535126
Bulb	382
Flasher unit, FL3 (1 off)	35007A
Warning light, WL12 (1 off)	38107A
Cover and window	319123
Bulb holder	39007
Bulb	987

SET No. 052949, 12 volt, Double Contact

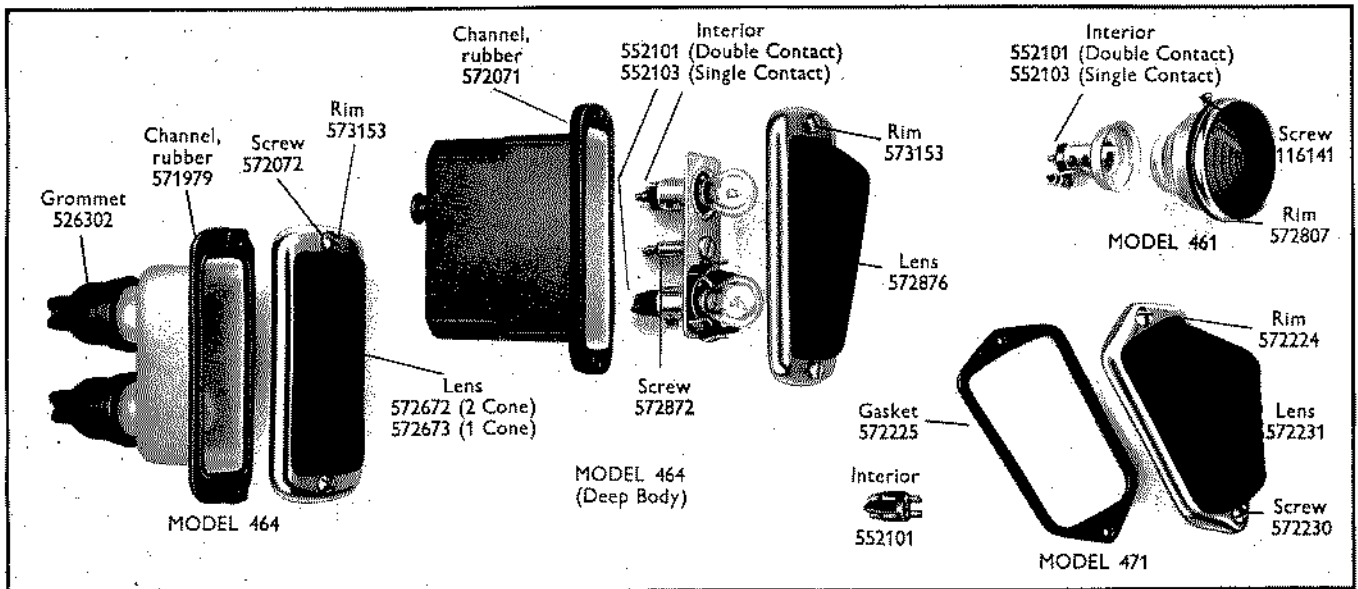
Suitable for commercial vehicles.

Description	Part No.
Lamp, 556 (4 off)	53367A
Lens	575026
Screw, lens fixing	572072
Bead, lens	574786
Body, rubber	574788
Interior, bulb holder	554721
Nut, lens fixing screw	574785
Bulb	335
Flasher unit, FL3 (1 off)	35003A
Warning light, WL11 (1 off)	38068A
Bulb holder	39020
Bulb	987



FLASHER INDICATOR, STOP TAIL AND FLASHER INDICATOR, TAIL AND FLASHER INDICATOR, STOP AND FLASHER INDICATOR

DETAILED SPARE PARTS



Part No.	53153E	53174B	53183B	53200A	53227A	53294A	53306A
Model	464	464	464	471	464	461	461-1
Finish	C.P.R.	C.P.R.	C.P.R.	C.P.R.	C.P.R.	C.P.R.	C.P.R.
Rim or door	573153	573153	573153	572224	573163	572807	572807
Screw, rim fixing	572072	572072	572072	572230	572072	116141	116141
Lens	572876	572673	572672	572231	572672	—	—
Channel, rubber	571979	571979	571979	—	572071	—	—
Bulb, single contact	382	—	382	—	382	382	—
Bulb, double contact	381	380	380	380	380	—	380
Screw, bulb holder plate fixing	572872	—	—	—	—	—	—
Interior, single contact	552103	—	552103	—	552103	552103	—
Interior, double contact	552101	552101	552101	552101	552101	—	552101
Gasket, rubber	—	—	—	572225	—	—	—
Grommet, rubber	—	526302	526302	—	526302	—	—

Vehicle Application Reference

53153E 464. Stop tail and flasher indicator; C.P.R., 4 1/4" x 2 1/4" dia.; 12v.; one single and one double contact bulb holder; ruby lens; deep box type body; flush fitting. (Export U.S.A. only.)

Allard 'P2' 1952-54; '21C' and '21Z' 1953-54; 'TA21' 1951-53; 'TB21' 1952.

Daimler 2 1/2 litre (except 'Consort') 1953; 'Conquest' 1954; 'Regency' 1953.

Lanchester 14 1952-53.

Lea Francis 14 1951-54; 18 4 Light Saloon 1953-54. Rover '60' 1954; '75' 1950-54.

53174B 464. Tail and flasher indicator; C.P.R., 4 1/4" x 2 1/4" dia.; 12v.; one double contact bulb holder; ruby lens; shallow box type body; flush fitting. (Export U.S.A. only.)

Humber 'Hawk' 1950-52.

Sunbeam 'Alpine' 1953-54.

Sunbeam-Talbot '90' 1950.

53183B 464. Stop tail and flasher indicator; C.P.R., 4 1/4" x 2 1/4" dia.; 12v.; one single and one double contact bulb holder; shallow box type body; flush fitting. (Export U.S.A. only.)

Armstrong Siddeley 'Sapphire' 1953-54.

Daimler DC27 Ambulance 1951-54.

Healey 'Sportsmobile' 1949.

Humber 'Super Snipe' 1951-52.

Jaguar 2 1/2 litre 1949-51; 3 1/2 litre 1949-50.

Lea Francis 14 Mk. V and Mk. VI 1950; 18 6 Light Saloon 1949-50.

Standard 'Vanguard' Saloon 1950; 'Vanguard' Saloon (later) 1951.

Sunbeam-Talbot '90' 1954.

53200A 471. Tail and flasher indicator; C.P.R., 2 1/4" x 4 1/4" dia.; 12v.; double contact; ruby lens; flush fitting. (Export U.S.A. only.)

Citroen 15 1953-54; 23 1953.

53227A 464. Tail and flasher indicator; C.P.R., 4 1/4" x 2 1/4" dia.; 12v.; one double and one single contact bulb holder; ruby lens; shallow box type body; flush fitting. (Export U.S.A. only.)

Humber 'Pullman' and 'Imperial' 1951-53.

53294A 461. Flasher indicator; C.P.R., 2 1/4" dia.; 12v.; single contact; amber lens; flush fitting.

Bentley 'Continental' Sports 1953.

53306A 461-1. Stop and flasher indicator; C.P.R., 2 1/4" dia.; 12v.; double contact; amber lens; flush fitting.

Bentley 'Continental' Sports 1953-54.

LUCAS


SECTION

M

SUNDRY LAMPS, WARNING LIGHTS, LAMP BULBS

DESCRIPTIVE REFERENCE

Boot Lamps, Panel Lights, Map Reading Lamps, Selector Cover Illumination Lamps, Bonnet Lamps, Dash Lamps, Roof Lamps, Clock Illumination Lamps, Inspection Lamps and Radiator Badges




Part No.	Model	Description	Voltage	Remarks	Fixing
39006	P1L	Panel light and map reading light	12	Double contact	—
39007	PL31	Panel light bulb holder	—	Less bulb	—
39010	PL34	Panel light bulb holder	12	Single contact	—
39015	PL39	Panel light bulb holder	—	Less bulb	—
39020	PL43	Panel light bulb holder	—	Less bulb	—
39022	BWL	Selector cover illumination light	12	Single contact	—
52162	488	Bonnet lamp	12	Chromium plated rim; double contact	Flush fitting
53037	WT203	Boot lamp	12	Black finish; single contact	Flange
53056	MT211	Boot lamp	12	Black finish; single contact	Flange
53163	491	Boot lamp	12	Bulb holder and bracket assembly	Bracket

continued



SUNDRY LAMPS

DESCRIPTIVE REFERENCE




Part No.	Model	Description	Voltage	Remarks	Fixing
53235	519	Boot lamp	12	Bulb holder and clip	Two screw
53264	519	Boot lamp	12	Bulb holder and clip; as 53235, but extra clip ..	—
56010	DF41	Dash lamp	12	Chromium plated cover	Centre
A56010	DF41	Dash lamp	6	Chromium plated cover	Centre
56015	FML2	Boot or roof lamp	12	Chromium plated rim	Two screw
56016	F214	Roof lamp	12	Chromium plated rim	Three screw
56018	BT1	Boot lamp	12	Single contact	Two screw
56022	300FS	Roof lamp	12	Single contact	Three screw
A56029	D41	Dash lamp	6	Single contact	Centre
56031	D41	Dash lamp	12	Single contact	Centre
A56031	D41	Dash lamp	6	Single contact	Centre
56035	D43-2	Boot lamp	12	Red bakelite cover	Centre spigot
56037	481	Bulb holder assembly	12	Single contact	Two screw
56040	D41	Dash lamp	12	Chromium plated	Centre
56041	FML2	Clock illumination lamp	12	Chromium plated rim; double contact	Two screw
56042	DF41T	Dash lamp	12	Chromium plated cover; single contact	Flange
56045	DF41T	Dash lamp	12	Chromium plated cover; single contact	Flange
A56045	DF41T	Dash lamp	6	Chromium plated cover; single contact	Flange

continued

SUNDRY LAMPS



DESCRIPTIVE REFERENCE



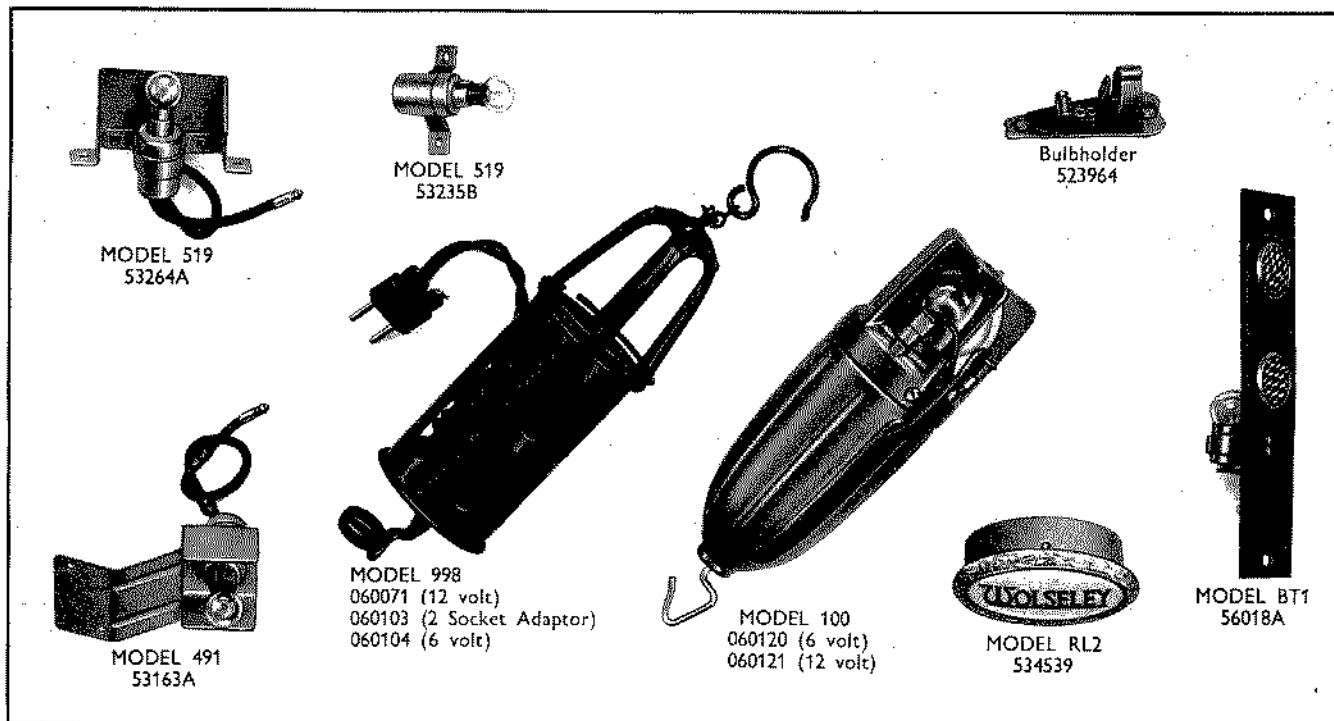
Part No.	Model	Description	Voltage	Remarks	Fixing
56046	45-S-BQ	Roof lamp	12	Chromium plated rim; single contact	Two screw
56047	44S-S	Roof lamp	12	Chromium plated rim; double contact	Two screw
56048	45-S-BQ	Roof lamp	12	Chromium plated rim; single contact	Two screw
56051	44S-S	Roof lamp	12	Chromium plated rim; single contact	Two screw
61412	R451	Boot lamp	12	Chromium plated rim; single contact; for Rolls-Royce	Flush fitting
63000	D20-2	Dash lamp	12	Black finish; double contact	Flange
65423	48/3	Rear reflector (not reflex) ..	—	Chromium plated rim, encased in rubber grommet ..	Flush fitting
060071	998	Inspection lamp	12	Black finish; double contact	—
060103	998	Inspection lamp	12	Black finish; double contact	—
060104	998	Inspection lamp	6	Black finish; double contact	—
*060116	RL2	Front assembly for radiator badge	12	Wolseley only	—
060120	100	Inspection lamp	6	Beige finish; double contact	—
060121	100	Inspection lamp	12	Beige finish; double contact	—
523964	—	Bulb holder and bracket	—	For Morris Taxi and Hire Car	—
534539	RL2	Radiator badge	12	For Wolseley only	—

* See Supersession Chart



SUNDRY LAMPS

DETAILED SPARE PARTS



Boot Lamps, Panel Lights, Map Reading Lamps, Selector Cover Illumination Lamps, Bonnet Lamps, Dash Lamps, Roof Lamps, Clock Illumination Lamps, Inspection Lamps and Radiator Badges

Part No.	39006A	*52115A	52162B	*53019A	53037A	53056A	56010A
Model	P1L	468	488	L-WD-T2A	WT203	MT211	DF41
Finish	—	—	C.P.R.	Primer	Black	Black	Chromium
Rim or door	—	—	572734	—	—	—	—
Cover	319003	†305409	—	—	—	526232	545245
Lens	—	—	572706	—	—	526228	—
Bulb holder	—	—	572727	—	—	—	—
Interior, bulb holder	—	—	554721	552103	552103	500181	—
Body	—	—	572703	525896	571417	—	—
Base	—	—	—	—	—	526239	—
Bulb	256	57	380	207	207	207	207

Part No.	A56010A	56016A	*56017B	*56021A	56022D	*56026A	*56027A
Model	DF41	F214	44S-S	DF41	300FS	D41	45-S-BQ
Finish	Chromium	C.P.R.	C.P.R.	Chromium	Black rim	Black	C.P.R.
Rim or door	—	618611	—	—	—	—	—
Cover	545245	—	540055	545146	540169	545245	540127
Bulb	200	207	256	207	207	207	256

* See Supersession Chart

† Bezel assembly supplied separately

C.P.R. . . . Chromium plated rim

SUNDRY LAMPS



DETAILED SPARE PARTS

Part No.	A56029B	*A56030A	56031A	A56031	56035E	*56038A	56040A	*56043A
Model	D41	D41	D41	D41	D43-2	44S-S	DF41	44S-S
Finish	Chromium	Chromium	Chromium	Chromium	Red	C.P.R.	Chromium	C.P.R.
Cover	545245	545245	545245	545245	545373	540055	545146	540055
Interior, bulb holder	—	—	—	—	545116	—	—	—
Bulb	200	207	207	200	207	256	207	256

Part No.	56045B	A56045B	56046A	56047A	56048A	56051A	61412A	65423A	*540020
Model	DF41T	DF41T	45-S-BQ	44S-S	45-S-BQ	44S-S	R451	48-3	F214
Finish	Chromium	Chromium	C.P.R.	C.P.R.	C.P.R.	C.P.R.	Chromium	C.P.R.	C.P.R.
Rim or door	—	—	—	—	—	—	572255	572734	618611
Cover	545114	545114	540127	540550	540127	540127	—	—	—
Lens	—	—	—	—	—	—	—	572704	—
Interior, bulb holder	—	—	—	—	—	—	571476	—	—
Ring, rubber	—	—	—	—	—	—	523986	—	—
Bulb	207	200	989	256	989	989	207	—	207

Part No.	*540092	*540096	*540099	*540129	*545007	*545138	*545154	*545179
Model	44S-S	44S-S	44S-S	45-S-BQ	D41	DF41	D43	DF41
Finish	C.P.R.	C.P.R.	C.P.R.	C.P.R.	Chromium	Chromium	Red	Chromium
Cover	540055	540055	540055	540127	545245	545146	545373	545245
Interior, bulb holder	—	—	—	—	—	—	545166	—
Bulb	256	256	256	256	207	207	207	207

LAMPS FOR WHICH NO SPARE PARTS ARE LISTED

Part No.	Model	Finish	Bulb		Part No.	Model	Finish	Bulb		Part No.	Model	Finish	Bulb	
			12v.	6v.				12v.	6v.				12v.	6v.
†39007A	PL31	—	987	990	56018A	BT1	Black	207	—	*060116	RL2	—	989	—
39010A	PL34	—	987	—	56037A	481	—	222	—	060120	100	Beige	—	109
†39013A	PL37	—	987	990	56041A	FML2	C.P.R.	256	—	060121	100	Beige	5	—
†39015A	PL39	—	987	990	56042A	DF41T	Chrome	207	—	†523964	—	—	207	—
†39020B	PL43	—	987	990	*A56044A	DF41T	Chrome	—	200	*532940	FML2	C.P.R.	256	—
39022A	BWL	—	987	—	63000A	D20-2	Black	209	—	534539	RL2	—	989	—
53163A	491	—	989	—	*060071	998	Black	209	—	*545017	97	Black	207	—
53235B	519	—	989	—	*060090	998	Black	207	—	*545145	D41	Chrome	207	—
53264A	519	—	989	—	060103	998	Black	209	—	*560602	BT1	Black	207	—
*56011A	DF41T	Chrome	207	—	060104	998	Black	204	—	*622047	DF5	Black	207	—
56015A	FML2	C.P.R.	256	—						*622401	D43-1	Black	207	—

* See Supersession Chart † Bulbs to be ordered separately C.P.R. . . Chromium plated rim



SUNDRY LAMPS

VEHICLE APPLICATION REFERENCE

Boot Lamps, Panel Lights, Map Reading Lamps, Selector Cover Illumination Lamps, Bonnet Lamps, Dash Lamps, Roof Lamps, Clock Illumination Lamps, Inspection Lamps and Radiator Badges

39006A PIL. Panel light or map reading light; 12v.; double contact.

Armstrong Siddeley 2.3 litre 1951-52; 'Hurricane', 'Lancaster' and 'Typhoon' 1950-53; 3.4 litre 'Sapphire' 1953-54.

Aston Martin DB2 1951-54.

Austin 'Sheerline' and 'Princess' 1948-54; Limousine, Ambulance and Hearse 1951-54.

Bentley 4½ litre Mk. VI 1946-51.

Jensen 3½ litre 1946-47.

39007A PL31. Panel light bulb holder; less bulb.

A.C. 16 1951-54.

A.F.N. 'Le Mans' and 'Mille Miglia' 1951-54.

Alvis TA21 1951-53; TC21 1954; TB21 Sports 1952.

Bristol '404' and 'X404' (Arnolt Body) 1954.

Healey 'Abbot' Drophead Coupé 1952-54; 'Tickford' Saloon 1951-54.

Jensen 'Lightweight' Commercial Vehicle 1954.

Jowett 10 cwt. 'Bradford' Van 1951-54; De Luxe Van and 6 Light Utility 1949-52.

Lambourne 'Lamb-Kar' 1952.

Lea Francis 1½ litre 1949; 2½ litre and 14 1950-54; 18 4 Light Saloon 1951-54; 18 6 Light Saloon 1950-53.

M.G. 1½ litre 1951-53; 'Midget' 1951-54.

Morgan 4/4 1946-54; 3-wheeler 1948-52.

Morris 5 cwt. Van 1950-53.

Morris Commercial 25/30 cwt. 1945-52; 10 cwt. 'J' Van 1949-54; FV 1949-53; FVO 1949-52; PP Coach 1950-52; Petrol Tanker 1951-52; NVS and NVO 1951-54; 30 cwt. LC4 1953; LD1, LD2, NV, FV and FVSO 1954.

Rover '75' 1948-54; '90' 1954.

Standard 12 and 14 1946-48.

Triumph 'Mayflower' 1950-53.

Trojan 15 cwt. Van 1952-54; '20' Van 1954.

Wolseley 12 1939-48; 25 1939.

39010A PL34. Panel light bulb holder; 12v.; single contact.

Austin Limousine, Ambulance and Hearse 1951-54. Morris 5 cwt. Van 1950-53.

Morris Commercial NVO 1951-54; NV, LD1 and LD2 1954; NVS 30 cwt., LC4 and LC5 1953-54.

Rover '75' 1948-54; '90' 1954.

Triumph 'Mayflower' 1950-53.

39015A PL39. Panel light bulb holder; less bulb.

Morris 'Minor' 1948-54; 'Six' Saloon, 'Oxford' Traveller's Car and Station Wagon 1950-54; 'Cowley' Van and Pick-up 1950-53.

Riley 1½ litre 1946-53.

Singer 9 Roadster 1950-51; 'SM1500' 1949-54.

Standard 'Vanguard' 1948-54.

Triumph 'Renown' 1952-53.

39020B PL43. Panel light bulb holder; less bulb.

Austin A40 Sports, Van, 'Countryman' and Pick-up 1951-53; A40 'Devon' and 'Dorset' 1951-53; A40 'Somerset' 1953-54; A40 Van, 'Countryman' and Pick-up 1954.

Healey '100' 1954.

Jowett 'Javelin' 1952-54; 'Jupiter' 1951-54.

39022A BWL. Selector cover illumination light; 12v.; single contact.

Jaguar 3½ litre (Borg Warner Transmission) 1953.

52162B 488. Bonnet lamp; C.P.R.; 12v.; double contact; flush fitting.

Aston Martin DB2 1951-54.

53037A WT203. Boot lamp; black finish; 12v.; single contact; flange fixing.

Armstrong Siddeley 'Sapphire' 1953; 2.3 litre 1951-52; 'Hurricane' and 'Lancaster' 1950-53; 'Typhoon' 1948-50; 'Whitley' Saloon 1950-53.

53056A MT211. Boot lamp; black finish; 12v.; single contact; flange fixing.

Jowett 'Javelin' De Luxe 1953-54.

53163A 491. Boot lamp, bulb holder and bracket assembly.

Armstrong Siddeley 'Sapphire' 1953-54.

Jensen 'Interceptor' Cabriolet 1952-54.

Jowett 'Javelin' De Luxe 1948-50.

Lea Francis 14 and 18 4 Light Saloon 1951-54; 18 6 Light Saloon 1952-53.

Rover '75' 1950-51.

53235B 519. Boot lamp, bulb holder and clip; two-screw fixing.

Rover '60' 1954; '75' 1952-54.

53264A 519. Boot lamp, bulb holder and clip; two-screw fixing; as 53235B, but extra clip.

Humber 'Super Snipe' 1953-54.

56010A DF41. Dash lamp; C.P. cover; 12v.; single contact; centre fixing.

Daimler 2½ litre 1939-40.

H.R.G. 9 1946-49; 12 1949-50.

Smith Electric Vehicles 1 and 2 ton Diesel 1953-54; MobileShop 1953-54; Standard Drive Model 1954.

A56010A DF41. Dash lamp; 6v.; otherwise as 56010A.

Dellow Sports Mk. III 1952-54.

56015A FML2. Boot or roof lamp; C.P.R.; 12v.; double contact; two-screw fixing.

Jaguar 2½ and 3½ litre 1946-51; 1½ litre 1946-48; XK120 1949-54.

Riley 1½ litre 1939-46; 2½ litre 1940.

56016A F214. Roof lamp; C.P.R.; 12v.; single contact; three-screw fixing.

Humber 'Pullman' and 'Imperial' 1946-54; 'Super Snipe' 1940-52; 'Hawk' 1948-54.

Sunbeam-Talbot 3 and 4 litre 1939-40.

56018A BT1. Boot lamp; black finish; 12v.; single contact; two-screw fixing.

Humber 'Snipe' 1940-46; 'Super Snipe' 1940 and 1946-52; 'Imperial' 1946-47; 'Hawk' 1946-48.

56021D DF41. Dash lamp; C.P.; 12v.; single contact; centre fixing.

M.G. 'Midget' 1948.

56022D 300FS. Roof lamp; black rim; 12v.; single contact; three-screw fixing.

Bedford 10/12 cwt. Van 1950-52.

Morris Half Ton Van 1954; 'Cowley' Van and Pick-up 1950-53.

Morris Commercial 15/20 cwt. 1949-53.

A56029B D41. Dash lamp; C.P.; 6v.; single contact centre fixing.

Morris 5 cwt. Van 1951-53.

56031A D41. Dash lamp; C.P.; 12v.; single contact centre fixing.

Morris Commercial CV9/40 and Ambulance 1950-51; CV10/5 Tipper 1945-48; 35/40, 45/55, 60/70 cwt., 5 ton Forward Control, Tipper and ECV13/3 1946-48; ECV13/5 and ECV13/5 1949; 15/20 cwt. 1949-53; CV11/40 1950.

Reliant 3-wheel Van 1951-54.

A56031A D41. Dash lamp; 6v.; otherwise as 56031A.

Morgan 3-wheeler 1948-52.

56035E D43-2. Boot lamp; red bakelite cover; 12v.; single contact; centre spigot fixing.

Allard 16 1947-49; 'P2' 1953-54; 'P' and 'M' 1951. H.R.G. 12 1939-40.

Morris 'Six' Saloon 1949; 'Oxford' 1948-49.

Wolseley 'Four Fifty' 1949-53; 'Six Eighty' 1949-54.

56037A 481. Bulb holder assembly; 12v.; single contact; two-screw fixing.

Humber 'Pullman' and 'Imperial' 1950-54.

56040A D41. Dash lamp; C.P.; 12v.; single contact; centre fixing.

A.F.N. 'Le Mans' and 'Mille Miglia' 1952-54.

Humber 'Pullman' 1946-47.

Lea Francis 1½ litre 1949; 2½ litre 1950-54.

M.G. 'Midget' 1946-49.

56041A FML2. Clock illumination lamp; C.P.R.; 12v.; double contact; two-screw fixing.

Humber 'Hawk' 1950-52; 'Super Snipe' 1951-54. Sunbeam-Talbot '90' 1951-52.

SUNDRY LAMPS



Vehicle Application Reference—continued

56042A DF41T. Dash lamp; C.P. cover; 12v.; single contact; flange fixing.

M.G. 'Midget' 1949.

56045B DF41T. Dash lamp; C.P. cover; 12v.; single contact; flange fixing.

Humber 'Super Snipe' 1947-49 and 1952-54; 'Pullman' and 'Imperial' 1948 and 1951-52. Invicta 'Black Prince' 1948-49.

A56045B. Dash lamp; 6v.; otherwise as 56045B.

Douglas 'Handyvan' 1949-50.

56046A 45-S-BQ. Roof lamp; C.P.R.; 12v.; single contact; two-screw fixing.

Sunbeam-Talbot 2 litre 1947; '80' 1948-50; '90' 1948-54.

56047A 44S-S. Roof lamp; C.P.; 12v.; double contact; two-screw fixing.

Brush Electric Battery Vehicle 1951-54.

Dodge Truck 1939.

Healey 'Tickford' Saloon 1951-54; 16 Roadster and Saloon 1948-49.

Hillman 'Minx' 1939-48.

Humber 'Super Snipe' 1953-54; 'Pullman' and 'Imperial' 1948-54.

Lea Francis 12 1939; 14 1939-54; 1½ litre 1949; 2½ litre 1950-54; 18 4 Light Saloon 1951-54; 18 6 Light Saloon 1951-53.

Sunbeam-Talbot 10 1939-47; 2 litre 1939-46; '90' 1951-52.

56048A 45-S-BQ. Roof lamp; C.P.R.; 12 v.; single contact; two-screw fixing.

Sunbeam-Talbot '90' Coupé 1951-52.

56051A 44S-S. Roof lamp; C.P.R.; 12v.; single contact; two-screw fixing.

Commer 'Express' Delivery Van and Pick-up 1953-54.

H.R.G. 9 1946-49; 12 1951-52.

Hillman 'Minx' 1949-54; 'Minx Magnificent' 1948-49.

61412A R451. Boot lamp; C.P.R.; 12v.; single contact; flush fitting.

Rolls-Royce 'Silver Wraith' 1951-54.

63000A D20-2. Dash lamp; black finish; 12v.; double contact; flange fixing.

Austin Petrol Tanker 1952-54.

Morris 25 1939.

65423A 48-3. Rear reflector (not reflex reflector); C.P.R.; ruby lens, encased in rubber grommet.

Morris 'Oxford' 1948-49.

*060071 998. Inspection lamp; black finish; 12v.; double contact.

Lagonda 4½ litre 1939.

060103 998. Inspection lamp; black finish; 12v.; double contact.

Daimler 27 and 36 Limousine 1950-53.

060104 998. Inspection lamp; 6v.; otherwise as 060103.

General sales.

060120 100. Inspection lamp; polychromatic beige finish; 6v.; double contact.

General sales.

060121 100. Inspection lamp; 12v.; otherwise as 060120.

General sales.

523964. Bulb holder and bracket assembly.

Morris Taxi and Hire Car 1947-51.

534539 RL2. Radiator badge marked 'Wolseley'; 12v.; single contact.

Wolseley 'Four Forty-Four' 1953-54; 'Four Fifty' 1952; 'Six Eighty' 1952-4.

C.P. .. Chromium plated.

C.P.R. .. Chromium plated rim.

v. .. Volt.

SUPERSESSION CHART

Boot Lamps, Panel Lights, Map Reading Lamps, Selector Cover Illumination Lamps, Bonnet Lamps, Dash Lamps, Roof Lamps, Clock Illumination Lamps, Inspection Lamps and Radiator Badges

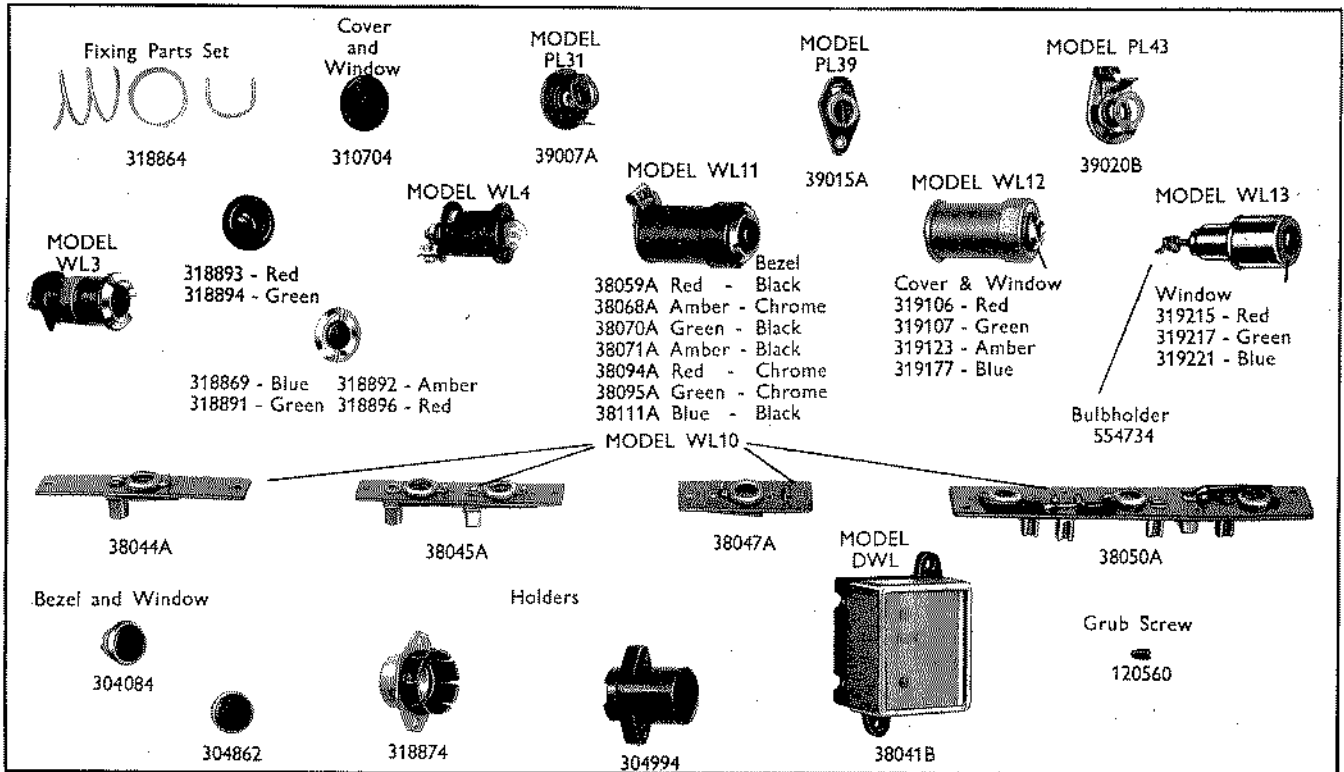
Whereas spare parts are obtainable for all lamps shown on pages M4 and M5, certain complete lamps are no longer obtainable. These are replaced by later models as shown below.

Part No.	Superseded by	Part No.	Superseded by	Part No.	Superseded by
39013	39020	56043	56051	540129	56046
52115	523964	A56044	A56045	545007	56031
53019	53037	060071	060103	545017	060103
56011	56045	060090	060103	545138	56021
56017	56047	060116	534539	545145	56021
56021	56040	532940	56015	545154	56035
56026	56031	540020	56016	545179	56010
56027	56046	540092	56047	560602	56018
A56030	A56031	540096	56047	622047	56040
56038	56051	540099	56047	622401	63000



WARNING LIGHTS AND BULB HOLDERS

DETAILED SPARE PARTS



Part No.	*38012B	*38013B	*38015B	38018B	*38019B	*38022B	38029B	*38030B
Model	WL3-1	WL3-1	WL3-1	WL3-1	WL3-1	WL3-1	WL3-1	WL3-1
Type	L	L1	L2	L4	L5	L7	L9	L10
Set of fixing parts . .	318864	318864	318864	318864	318864	318864	318864	318864
Cover and/or window	318896	318896	318893	318894	318892	318893	318896	—
Bulb holder	—	—	—	—	—	—	—	—
Bulb	970	970	970	970	970	970	970	970

Part No.	*38034B	*38042A	38043A	38046A	38049A	38052B	38053B	38054A
Model	WL3-1	WL3-1	WL3-1	WL3-1	WL3-1	WL12	WL12	WL3-1
Type	L11	L16	L17	L18	L19	L1	L2	L20
Set of fixing parts . .	318864	318864	318864	318864	318864	—	—	318864
Cover and/or window	318892	318891	318892	318893	318896	319106	319107	318891
Bulb holder	—	—	—	—	—	39007	39007	—
Bulb	970	970	970	970	970	987	987	970

Part No.	38058A	38059A	*38065A	38066A	*38067A	38068A	*38069A	38070A
Model	WL12	WL11	WL11	WL3-1	WL11	WL11	WL12	WL11
Type	L1	—	—	L22	—	—	L3	—
Set of fixing parts . .	—	—	—	318864	—	—	—	—
Cover and/or window	319106	—	—	318893	—	—	319106	—
Bulb holder	39020	39020	39020	—	39020	39020	39020	39020
Bulb	987	987	987	970	987	987	987	987

* See Supersession Chart

WARNING LIGHTS AND BULB HOLDERS



DETAILED SPARE PARTS

Part No.	38071A	38073A	*38075A	38081A	*38082A	*38083A	*38084A	*38085A
Model	WL11	WL12	WL3-1	WL3-1	WL3-1	WL3-1	WL3-1	WL3-1
Type	—	L5	L24	L29	L30	L31	L32	L33
Set of fixing parts ..	—	—	318864	318864	318864	318864	318864	318864
Cover and/or window	—	319106	318896	318869	318891	318892	318893	318894
Bulb holder	39020	39007	—	—	—	—	—	—
Bulb	987	990	987	970	987	987	987	987

Part No.	*38086A	*38087A	*38091A	38094A	38095A	38100A	38101A	38102A
Model	WL3-1	WL3-1	WL3-1	WL11	WL11	WL13	WL13	WL13
Type	L34	L35	L39	—	—	L2	L3	L4
Set of fixing parts ..	318864	318864	318864	—	—	—	—	—
Cover and/or window	318892	318894	318896	—	—	319215	319221	319217
Bulb holder	—	—	—	39020	39020	554734	554734	554734
Bulb	987	970	987	987	987	987	987	987

Part No.	38103A	38104A	*38105A	*38106A	38111A	*318504	*318505	*318522
Model	WL12	WL12	WL12	WL12	WL11	WL3	WL3	WL3
Type	L7	L8	L9	L10	—	L	L	BN
Set of fixing parts ..	—	—	—	—	—	318864	318864	318864
Cover and/or window	319177	319123	319106	319107	—	310704	318894	318896
Bulb holder	39007	39020	39020	39020	39020	—	—	—
Bulb	987	987	987	987	987	970	970	970

Part No.	*318526	*318577	*318596	*318651	*318693	*318731
Model	WL5	WL3-1	WL3	WL3	WL3	WL3
Type	—	G1	G	L3	L12	L20
Set of fixing parts ..	—	318864	318864	318864	318864	318864
Cover and/or window	‡304084	318894	310704	318893	310704	310704
Bulb holder	—	—	—	—	—	—
Bulb	†970	970	970	970	970	970

WARNING LIGHTS FOR WHICH NO SPARE PARTS ARE LISTED

Part No.	Model and Type	Bulb		Grub Screw	Part No.	Model and Type	Bulb		Grub Screw
		12 volt	6 volt				12 volt	6 volt	
*38020A	WL4 L11	987	—	—	304084	WL4	—	—	—
38041B	DWL L	—	—	—	304862	—	—	—	—
†38044A	WL10 L	987	990	120560	†304994	—	987	990	—
†38045A	WL10 L1	987	990	120560	†318507	WL4	987	990	—
†38047A	WL10 L2	987	990	—	*†318534	WL4	987	990	—
38048A	WL4 L12	987	—	—	*318594	WL5	987	—	—
†38050A	WL10 L3	987	990	120560	318604	WL4 L2	970	—	—
*†38057A	WL10 L4	987	990	120560	*318612	WL4	970	—	—
*†38092A	WL12 L6	987	990	—	*†318732	WL4 L9	987	990	—
†39007A	PL31	987	990	—	†318874	WL4	987	990	—
†39015A	PL39	987	990	—	*†319081	WL11	987	990	—
†39020B	PL43	987	990	—	*†319082	WL11	987	990	—

* See Supersession Chart

† Bulbs to be ordered separately

‡ To be ordered separately



WARNING LIGHTS AND BULB HOLDERS

VEHICLE APPLICATION REFERENCE

38018B WL3-1 L4. 12v.; black cover; green window.

A.F.N. 'Le Mans' 1951-54.
 Aston Martin 2 litre 1947-50.
 Healey 'Sportsmobile' 1949; 'Abbot' Coupe 1952-54; 'Tickford' Saloon 1951-54.
 Rover 10 and 12 1936; 14 and 16 1946-47; 'Land-rover' and Station Wagon 1952-54.

38029B WL3-1 L9. 6v.; C.P. cover; red window.

A.C. Cars Invalid Carriage 1947-53.
 Austin 8 Van 1946-47; 8 Saloon and Tourer 1939-47.
 Barrett Invalid Carriage 1949-54.
 Dellow Sports Mk. III 1952-54.
 Dodge All Models 1947-48.
 Lloyd '650' Roadster 1948-50.
 Morgan 3-wheeler 1948-52.
 Morris 8 1945-48; 5 cwt. Van 1946-53.
 Standard 8 1946-48.

38041B DWL L. 12v.; red and green window.

Austin A40 'Devon' and 'Dorset' 1948-51; A40 Sports 1951-53; A40 Van, 'Countryman' and Pick-up 1948-52.

38043A WL3-1 L17. 12v.; black cover; amber window.

Rover 10 and 12 1947; '60' and '75' 1948-49; 'Landrover' and Station Wagon 1948-54.

38044A WL10 L. Single bulb holder; less bulb; as 38047, but longer base.

Riley 1½ litre 1950-54; 2½ litre 1950-53.
 Wolseley 'Four Fifty' 1949-53; 'Four Forty-Four' 1953-54.

38045A WL10 L1. Double bulb holder; less bulbs.

Wolseley 'Six Eighty' 1949-54.

38046A WL3-1 L18. 12v.; black cover; red window.

A.F.N. 'Le Mans' 1951-54.
 Alvis 14 17/20 'Silver Crest', 20/25 'Crested Eagle', 4.3 litre and '25' Speed 1939.
 Austin 12 and 14 1939-40; 18 1939; 10 Van 1939-41; Taxi 1939-40; 25 cwt. Van 1948-54; 30 cwt., 2 and 3 ton 1939-40; 2 and 5 ton 1949-50.
 Beardmore Taxi 1939-40.
 Commer 15 and 20/25 cwt. 1939-40; 15/25 cwt. 1946-48; 15 cwt. Dropsider 1940; 25 cwt. 'Lyons' Van 1949-50; 25 cwt. 'Superpoise' 1944-50; 30 cwt., 2/3 and 4/5 ton 1939-40; 25 cwt. Forward Control 1946-54; 2/3 and 3/4 ton 1949-51; 3 and 4 ton Pantechinon and 'Commando' 1947-49; 2 and 3 ton 1946-47; 5 ton 1947; 8 ton Tractor Trailer 1950; 'Commando' Petrol 1950-51.
 Dennis Municipal and 'Pax' Forward Control 1946.
 Dodge Truck 1939.
 Guy 'Vixen' 3/4 ton 1945-47; 'Wolf' 1946-47.
 H.R.G. 12 1939.

38046A WL3-1 L18—continued

Healey 'Sportsmobile' 1949; 'Tickford' Saloon and 'Abbot' Coupe 1952-54.
 Humber 'Pullman' and 'Imperial' 1939.
 Jensen 3½ litre 1946-47; 'Interceptor' Cabriolet 1950-54.
 Jowett 8, 10 and Van 1939-40; 10 cwt. 'Bradford' Van 1951-52; De Luxe Van and 6 Light Utility 1951-52.
 Karrier 'Cob', 'Cob Junior' and 'Colt' 1939-40; 'Cob' 1947-48; 'Cob Senior' 1939; 'Bantam' and CK3 1946-50; CK3 1951-52.
 Lagonda 3½ and 4½ litre 1939-40.
 Lea Francis 12 1939; 14 1939-48.
 M.G. 1½ and 2½ litre, 18 and 'Midget' 1939.
 Morgan 'Plus Four' 1939.
 Morris 10 and 12 1939; 5 and 10 cwt. Vans 1939-40.
 Morris Commercial CV11/40 1941-48; 15/20 cwt. 'Cob' 1947-48; 25 cwt. LC Van 1939; 25/30 cwt. 1945-52; 25/35 cwt. 1945-46.
 Reliant 3-wheeler 10 cwt. 1951-54.
 Rover 10, 12, 14, 16 and 20 1939; 10 and 12 1946-47; 14 and 16 1946-48; '60' and '75' 1948-49; 'Land-rover' and Station Wagon 1948-50 and 1952-54.
 Singer 10 1939-40.
 Standard 9, 10, 12 and 14 1939-40; 12 and 14 1946-48.
 Sunbeam-Talbot 3 and 4 litre 1939-40.
 Wolseley 12, 14, 16 and 18 1939-40; 25 1948.

38047A WL10 L2. Single bulb holder; less bulb; as 38044, but shorter base.

Singer 'SM1500' 1949-53.

38048A WL4 L12. 12v.; body only; complete with bulb.

Austin A40 'Devon' and 'Dorset' 1948-52; A40 Van, 'Countryman' and Pick-up 1948-52; A40 'Somerset' 1953; A40 Sports 1951-53; A70 'Hampshire' 1948-50; A90 'Atlantic' 1949-52.
 Jaguar 1½ litre Saloon 1947-48; 2½ litre Saloon 1946-51; 3½ litre Saloon 1946-54; XK120 1949-54.
 Riley 2½ litre 1954.
 Triumph 'Renown' 1950-54; 'Mayflower' 1950-53.

38049A WL3-1 L19. 12v.; C.P. cover; red window.

A.C. Cars 'Petite' 1953-54; 16 1948-54.
 Allard 'L', 'K', 'M' and 'P' 1949-51; 'K3' 1954; 'J' Competition 1949-54; 'P2' 1952-54; '21C' and '21Z' 1953-54.
 Aston Martin DB2 1951-54; 2 litre 1947-50.
 Austin 10 1939-47; 16 1946-48; 12 1946-47; 'Princess' and 'Sheerline' 1948-51; Taxi 1939-54; Hire Car 1950-54; 10 Van 1945-47; 2 and 3 ton 1945-47; 25 cwt. Ambulance 1948-54.
 Daimler Ambulance 1949-54.
 Dennis 'Pax' Normal Control and 'Horla' Tractor 1946.
 Dodge All Models 1947-48; 86, 103, 105 and 124 Diesel 1951-54; 124A and 86 Bus 1951-53; 87 F6 Forward Control 1954; 64, 103, 105, 123 and 125 Petrol 1949-54.
 H.R.G. 9 and 12 1949-52.
 Healey 16 1948-49; 'Silverstone' 1950.
 Jowett 'Jupiter' 1951-54.

38049A WL3-1 L19—continued

Lagonda 2½ litre 1949-52; 3½ litre 1954.
 Lea Francis 1½ litre Sports 1949; 14 1949-54; 18 4 Light Saloon 1951-54; 18 6 Light Saloon 1950-53.
 M.G. 1½ litre 1947-50; 'Midget' 1946-53; 'Mag-nette' 1954.
 Morgan 'Plus Four' 1946-50.
 Morris 10 1945-48; 'Minor', 'Oxford' and 'Six' 1948-54; 'Oxford' Taxi and Hire Car 1947-51; 'Cowley' Van and Pick-up 1950-53; 10 cwt. Van 1946-50; Half Ton Van 1954.
 Morris Commercial 'J' Van 1949-54; 15/20 cwt. 1946-53; 25/30 cwt. 1950-52; CV Ambulance 1947-51; 35/40, 45/55 and 60/70 cwt. 1946-48; CV11/40 and CV9/40 1949-51; Petrol Tanker and FV 1949-53; FVS, NV, LC4, LC5, LD1 and LD2 1954; PP Coach 1950-51; ECV13/5 1949; CV and CVS 1939-40; NVS 1951-54.
 Rover '60' 1954; '75' 1952-54.
 Singer 9 Roadster 1950-51; 10 1946-49; 4AC and 4AD 1952-54; 'SM1500' 1953-54.
 Triumph 'Renown' 1954.
 Wolseley 12, 14 and 18 1946-48; 25 1939.

38050A WL10 L3. Triple bulb holder; less bulbs.

Rover '75' 1950.

38052B WL12 L1. 12v.; C.P. cover; red window.

Allard 'K3' 1954; 'P2' 1952-54; 'P', 'K', 'L' and 'M' 1951; '21C' and '21Z' 1953-54; 'J' Competition 1951-54.
 Armstrong Siddeley 'Sapphire' 1953-54.
 Bentley 'Continental' Sports and 4½ litre Mk. VII 1952-54.
 Bristol '404' 1954.
 Citroen 15 1949-54; 23 1949-53.
 Commer 8 cwt. Van 1950-52; 'Express' Delivery Van and Pick-up 1953-54.
 Daimler 2½ litre 1951-53; Ambulance 1950-54.
 Hillman 'Minx' 1951-53.
 Healey 'Silverstone' 1950.
 Humber 'Super Snipe' 1951-52; 'Pullman' 'Imperial' and 'Hawk' 1951-54.
 Jowett 'Javelin' 1952-54; 10 cwt. 'Bradford' Van 1953-54.
 Morgan 'Plus Four' 1951-52.
 Morris Commercial 'J' Van 1951-54; Petrol Tanker and FV 1951-53; NVS 1953-54; LC4, LC5, FVS, LD1, LD2, NV and FVSO 1954; FVO 1949-53.
 Reliant 'Regal' Car 1954.
 Rover '60' 1954; '75' 1952-54; 'Landrover' and Station Wagon 1949-50; 'Landrover' and Station Wagon ('Tickford') 1951.
 Sunbeam 'Alpine' 1953-54.
 Sunbeam-Talbot '90' 1950-53.
 Standard 'Vanguard' 1949-53.
 Triumph 'Mayflower' 1951-53.

38053B WL12 L2. 12v.; C.P. cover; green window.

Allard 'P2' 1953-54; 'K3' 1954.
 Bristol '404' 1954.
 Commer 'Express' Delivery Van and Pick-up 1953-54.
 Hillman 'Minx' 1951-54.
 Sunbeam 'Alpine' 1953-54.
 Sunbeam-Talbot '90' 1954.

WARNING LIGHTS AND BULB HOLDERS



Vehicle Application Reference—*continued*

- 38054A WL3-1 L20.** 12v.; C.P. cover; green window.
A.C. 'Petite' 1953.
Allard 'P2' 1952; '21C' and '21Z' 1953-54; 'J' Competition 1951-54.
Aston Martin DB2 1951-54.
Daimler Ambulance 1949-54.
Healey 'Silverstone' 1950; 16 (U.S.A.) 1949.
Jowett 'Jupiter' 1951-54.
Lagonda 2½ litre 1949-52; 3½ litre 1954.
Lea Francis 2½ litre Sports and 14 1949-54; 18 6 Light Saloon 1950-53; 18 4 Light Saloon 1951-54.
M.G. 'Midget' 1950-53.
Rover '60' 1954; '75' 1952-54.
Sunbeam-Talbot 10 1946-47.
- 38058A WL12 L2.** 12v.; C.P. cover; red window.
Rover 'Landrover' and Station Wagon 1951-53.
Singer 4AC and 4AD 1952-54.
- 38059A WL11.** 12v.; black cover; red window.
Alvis TB21 Sports 1952; TC21 1954; TA21 1951-3.
Bristol 'X404' (Arnolt Body) 1954.
Commer Medium Pick-up, 25 cwt. Forward Control and 25 cwt. 'Superpoise' 1951-54; 'Commando' (Petrol) and 'Superpoise' 1952-54.
Morgan 'Plus Four' 1951-54.
Paramount All Models 1954.
Reliant 'Regal' Car 1954.
Rover '75' 1951; 'Landrover' and Station Wagon 1951-54.
Smith Electric Vehicles 2 ton Diesel 1953-54.
Swallow 'Doretti' 1954.
- 38066A WL3-1 L22.** 12v.; black cover; red window.
Austin 'Seven' 7 Van and 'Big Seven' 1939; 8 Van 1939-45.
Commer 15 and 20/25 cwt. 1939-40; 15/25 cwt. Forward Control 1944; 4 ton (Insulated Return) 1940.
Jowett 8 Van 1939-40; 10 cwt. 'Bradford' Van 1946-50; De Luxe Van and Six Light Utility 1949-50.
Karrier 'Cob Junior' and 'Colt' 1939-40.
Morris 8 1939.
Reliant 3-wheeler 1946-54.
Singer 9 Van 1939-40.
Standard 8 1939-40.
- 38068A WL11.** 12v.; C.P. cover; amber window.
Paramount All Models 1954.
Rover '75' 1951.
Swallow 'Doretti' 1954.
Triumph 2-seater Sports 1954.
- 38070A WL11.** 12v.; black cover; green window.
Bristol 'X404' 1954.
Paramount All Models 1954.
Reliant 'Regal' Car 1954.
- 38071A WL11.** 12v.; black cover; amber window.
Bristol 'X404' (Arnolt Body) 1954.
- 38073A WL12 L5.** 6v.; C.P. cover; red window.
Reliant 'Regal' Car 1953.
- 38081A WL3-1 L29.** 12v.; C.P. cover; blue window.
Jowett 'Jupiter' 1951-54.
- 38094A WL11.** 6v.; C.P. cover; red window.
Citroen 2CV (375 c.c.) 1954.
Reliant 'Regal' Car 1953.
- 38095A WL11.** 6v.; C.P. cover; green window.
Reliant 'Regal' Car 1953.
- 38100A WL13.** 12v.; red window.
M.G. 'Midget' 1954.
- 38101A WL13.** 12v.; blue window.
M.G. 'Midget' 1954.
- 38102A WL13 L4.** 12v.; green window.
M.G. 'Midget' 1954.
- 38103A WL12 L7.** 12v.; black cover; blue window.
Bristol '404' 1954.
- 38104A WL12 L8.** 12v.; black cover; amber window.
Bristol '404' 1954.
- 38111A WL11.** 12v.; black cover; blue window.
Bristol 'X404' (Arnolt Body) 1954.
- 39007A PL31.** Bulb holder only; less bulb.
Morris Quarter Ton Van 1954.
Standard 12 and 14 1946-48.
- 39015A PL39.** Bulb holder only; less bulb.
Jaguar 2½ and 3½ litre 1949-51.
Riley 1½ litre 1950-54; 2½ litre 1950-53.
Singer 'SM1500' 1949-54.
- 39020B PL43.** Bulb holder only; less bulb.
Austin A70 'Hampshire' 1951-54; A70 'Countryman' and Pick-up 1952-54; Limousine and Ambulance 1951-54; 1 ton 4×4 Cargo Truck 1954; 3 and 5 ton 1951-54.
- 304084 WL4.** Bezel and red window.
Triumph 'Renown' 1950-51.
- 304862.** Bezel and red window.
Standard 'Vanguard' 1948-54.
Triumph 'Mayflower' 1950-53.
- 304994.** Bulb holder only; less bulb.
Austin A40 'Devon' and 'Dorset', A70 'Hampshire' 1951-54; A40 Sports 1952-53; A70 'Countryman' and Pick-up 1952-54; A90 'Atlantic' 1949-52; Limousine and Ambulance 1951-54; 'Champ' and 1 ton 4×4 Cargo Truck 1954; 2 and 5 ton 1951-54.
Meynell All Models 1952.
Standard 'Vanguard' 1948-54.
- 318507 WL4.** Body only.
Alvis 14 1946-49.
Dennis 2 ton Truck 1939.
S.S. 'Jaguar 100' 1939-40.
Sunbeam-Talbot 10 1945-46.
- 318604 WL4.** 12v.; body with bulb.
Alvis 14 1950; 16 1939-40.
Armstrong Siddeley 'Sapphire' 1953-54; Limousine 1951-52; 'Hurricane' and 'Lancaster' 1945-53; Utility 1950-52; 'Typhoon' 1948-50; 'Whitley' 1950-53; 20 1939; 25 1939-40.
Austin 'Sheerline' and 'Princess' 1948-54; Limousine, Hearse and Ambulance 1951-54.
Bristol 2 litre 1947-48; '400' 1949-50; '401' 1949-53.
Daimler 15, 20 and 24 1939; 2½ litre 1939-48; 27 and 36 1946-53.
Healey 'Tickford' Saloon 1951; 16 Roadster 1948-49.
Lanchester 11 and 14 1937.
Jaguar 1½ litre Saloon 1946.
Jowett 'Javelin' 1948-51.
Invicta 'Black Prince' 1948-49.
M.G. 1½ litre 1947-53.
Morris 14 and 25 1939.
S.S. 'Jaguar' 1½, 2½ and 3½ litre 1939-40.
Singer 9 Roadster 1939-49.
Sunbeam-Talbot 2 litre 1939-40 and 1946-47; 10 1939-40; '80' 1948-50; '90' 1948-54.
Triumph 12, 14 and 16 'Dolomite' 1939-40; 18T and 18TR 1947-48; '2000' 1949.
Wolsley 10 1939-48.
- 318874 WL4.** Body only.
Austin A70 'Countryman' and Pick-up 1952-54.

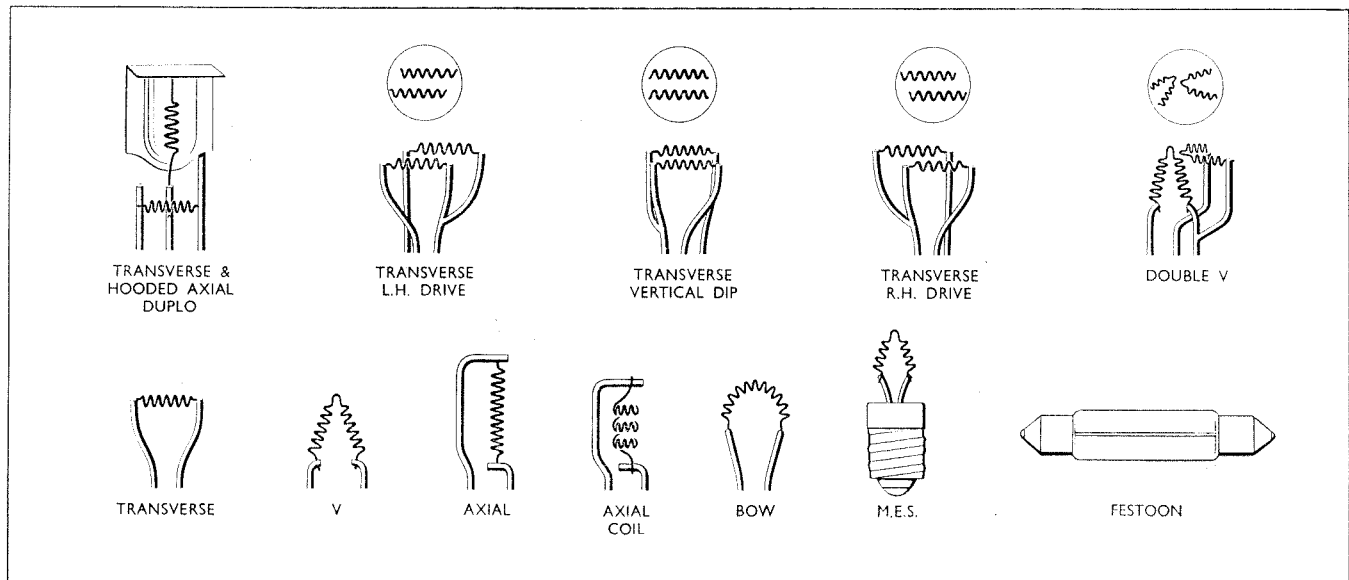


WARNING LIGHTS AND BULB HOLDERS


SUPERSESSION CHART

Whereas spare parts are available for warning lights as shown on pages M8 and M9, certain complete lamps are no longer supplied. These are replaced by later models as shown below.

Part No.	Superseded by	Part No.	Superseded by	Part No.	Superseded by
38012	38029	38075	38049	318522	38046
38013	38049	38082	38054	318526	318507
38015	38046	38083	38049	318534	318604
38019	38049	38084	38046	318577	38046
38020	38048	38085	38018	318594	318507
38022	38066	38086	38043	318596	38046
38030	38054	38087	38049	318612	318604
38034	38043	38091	38049	318651	38046
38042	38054	38092	38053	318693	38066
38057	38044	38105	38052	318731	38046
38065	38059	38106	38053	318732	318604
38067	38070	318504	38066	319081	38059
38069	38052	318505	38046	319082	38068



BULBS



For details, see pages M14-M17



BULBS

PRE-FOCUS HEADLAMPS – SINGLE FILAMENT

Volts	Watts	Contact	Cap	Filament	Bulb Surface	Part No.	Illustration	Replaces
6	36	Single	BPF	Axial	Clear	172	A	160, 161, 163, 164
6	36	Single	BPF	Transverse	Clear	173	B	193, 318
12	36	Single	BPF	Axial	Clear	162	A	—
12	38	Single	BPF	Transverse	Clear	325	B	165
12	38	Double	BPF	Transverse	Clear	326	B	177
12	48	Single	BPF	Axial	Clear	185	C	—
12	48	Single	BPF	Transverse, hooded	Clear	321	—	316
12	48	Single	BPF	Transverse	Clear	323	B	192
12	48	Single	BPF	Transverse	Cadmium yellow	600	B	323Y

PRE-FOCUS HEADLAMPS – DOUBLE FILAMENT

Volts	Watts	Contact	Cap	Filament	Bulb Surface	Part No.	Illustration	Replaces
6	18/18	Double	BPF	Transverse, vertical dip	Clear	311	D	188
6	24/24	Double	BPF	Transverse, vertical dip	Clear	166	D	—
6	30/24	Double	BPF	Transverse, vertical dip	Clear	312	D	174
6	30/24	Double	BPF	Transverse, R.H. drive	Clear	373	E	—
6	30/24	Double	BPF	Transverse, vertical dip	Cadmium yellow	602	D	—
6	35/35	Double	BPF	Bow and hooded axial, duplo, Export Europe, not France	Clear	403	F	—
6	36/36	Double	BPF	Transverse, L.H. drive	Clear	307	E	175, 309
6	45/35	Double	BPF	Transverse, R.H. drive	Clear	356	E	175
6	45/40	Double	BPF	Transverse, vertical dip, duplo, Export Europe, not France	Clear	378	F	—
12	35/35	Double	BPF	Transverse, vertical dip, duplo, Export Europe, not France	Clear	350	F	12721C
12	42/36	Double	BPF	Transverse, R.H. drive	Clear	354	E	167, 300
12	42/36	Double	BPF	Transverse, L.H. drive	Clear	355	E	301
12	42/36	Double	BPF	Transverse, R.H. drive	Cadmium yellow	603	E	—
12	42/36	Double	BPF	Transverse, L.H. drive	Cadmium yellow	604	E	—
12	44/38	Double	BPF	Transverse, R.H. drive	Clear	358	E	—
12	45/40	Double	BPF	Transverse and hooded axial	Cadmium yellow	371	F	365
12	45/40	Double	BPF	Transverse and hooded axial, duplo, Export Europe, not France	Clear	370	F	360
12	48/48	Double	BPF	Transverse, R.H. drive	Clear	302	E	—
12	48/48	Double	BPF	Transverse, L.H. drive	Clear	303	E	—
12	60/36	Double	BPF	Transverse, R.H. drive	Clear	404	E	—
12	60/36	Double	BPF	Transverse, L.H. drive	Clear	406	E	—

HEADLAMPS – SINGLE FILAMENT

Volts	Watts	Contact	Cap	Filament	Bulb Surface	Part No.	Illustration	Replaces
6	18	Single	SCC	Axial	Clear	11	G	10
6	24	Single	SCC	Axial	Clear	106	G	35, 40, 44, 72, 74, 77, 76, 107
6	24	Double	SBC	Axial	Clear	109	G	13, 14, 15, 42, 43, 78, 79, 110, 111
6	36	Single	SCC	V	Clear	75	H	73, 108
6	36	Single	Bosch	Axial	Clear	130	J	—
6	36	Single	SCC	Axial	Cadmium yellow	374	G	—
12	24	Single	SCC	Axial	Clear	1	G	—
12	24	Single	SCC	V	Clear	37	H	53
12	36	Double	SBC	Axial	Clear	5	G	4, 6, 25, 27, 33, 34, 58, 93, 114, 141, 148
12	36	Single	SCC	V	Clear	57	H	2, 21, 23, 28, 30, 31, 32, 54
12	36	Single	SCC	Axial	Cadmium yellow	375	G	—
12	48	Single	Bosch	Axial	Clear	96	J	88, 135, 144, 147
12	60	Double	SBC	Axial	Clear	26	G	151
12	60	Single	Bosch	Axial	Clear	87	J	60, 152
12	60	Single	SCC	Axial	Clear	90	G	20, 29, 186

For illustrations, see page M13.

BULBS



HEADLAMPS – DOUBLE FILAMENT

Volts	Watts	Contact	Cap	Filament	Bulb Surface	Part No.	Illustration	Replaces
6	18/18	Double	SBC	V inverted	Clear	180	K	65
6	24/24	Double	SBC	V inverted	Clear	168	K	66, 68, 70, 71
6	30/30	Double	SBC	V inverted	Clear	169	K	61, 69, 170
12	36/36	Double	SBC	Transverse	Clear	171	K	50, 51, 52, 62, 181
12	36/36	Double	SBC	Transverse	Cadmium yellow	376	K	—

LUCAS GRAVES REPLACEMENTS – DOUBLE FILAMENT

Volts	Watts	Contact	Cap	Filament	Bulb Surface	Part No.	Illustration	Replaces
6	24/24	Double	Bosch	V	Clear	183	L	100, 101, 102, 115, 116
12	36/36	Double	Bosch	V	Clear	182	L	80, 81, 82, 83, 99

SIDE, STOP TAIL AND REVERSE, ETC.

Volts	Watts	Contact	Cap	Filament	Bulb Surface	Part No.	Illustration	Replaces
6	3	Single	SCC	Bow	Clear	200	M	113
6	3	Double	SBC	Bow	Clear	204	M	—
6	3	Single	MCC	Bow	Clear, 15 mm.	988	N	—
6	6	Single	SCC	Bow	Clear	205	M	105
6	6	Double	SBC	Bow	Clear	206	M	—
6	18	Single	SCC	Transverse	Clear, 25 mm.	317	O	—
6	18/3	Double	SBC	Axial	Clear, 25 mm.	190	Q	104
6	18/3	Double	SBC, offset pin	Transverse	Clear, 25 mm.	352	P	—
6	18/6	Double	SBC	Transverse	Clear, 25 mm.	383	Q	—
6	18/6	Single	SBC, offset pin	Transverse	Clear, 25 mm.	384	P	—
12	3	Single	SCC	Bow	Clear	219	M	—
12	4	Single	MCC	Bow	Clear	222	N	—
12	6	Single	SCC	Bow	Clear	207	M	215
12	6	Double	SBC	Bow	Clear	209	M	211, 213
12	6	Single	MCC	Bow	Clear, 15 mm.	989	N	—
12	21	Double	SBC	Transverse	Clear, 25 mm.	335	O	—
12	21	Single	SCC	Transverse	Clear, 25 mm.	382	O	199, 221
12	21/6	Double	SBC, offset pin	Transverse	Clear, 25 mm.	380	P	353, 361
12	21/6	Double	SBC	Transverse	Clear, 25 mm.	381	Q	85, 86, 189, 369

PILOT LIGHTS – HEADLAMP

Volts	Watts	Contact	Cap	Filament	Bulb Surface	Part No.	Illustration	Replaces
6	3	Single	SCC	Bow	Clear	200	M	113
6	3	Single	MCC	Bow	Clear, 11 mm.	641	N	—
6	3	Single	MCC	Bow	Clear, 15 mm.	988	N	—
12	6	Single	SCC	Bow	Clear	207	M	215
12	6	Single	MCC	Bow	Clear, 15 mm.	989	N	—

For illustrations, see page M13.



BULBS

PANEL ILLUMINATION AND WARNING LIGHTS

Volts	Amps.	Contact	Cap	Filament	Bulb Surface	Part No.	Illustration	Replaces
2.5	0.2	Single	MES	Bow	Clear, 11 mm.	970	R	971, 972
3.5	0.3	Single	MES	Bow	Clear, 11 mm.	977	R	—
3.5	0.15	Single	MES	Bow	Clear, 11 mm.	974	R	975
6.0	0.1	Single	MES	Bow	Clear, 12 mm.	998	R	991
6.0	*3.0	Single	MES	Bow	Clear, 11 mm.	990	R	63, 63MA, 981, 982, 983
12.0	*2.2	Single	MES	Bow	Clear, 11 mm.	987	R	984, 985, 986, 1224M
12.0	*0.75	Single	LES	Supported bow	Clear	†280	R	—

* Watts. † Direction Indicator.

FOG-FLASHER

Volts	Watts	Contact	Cap	Filament	Bulb Surface	Part No.	Illustration	Replaces
12	38/21	Double	BPF	Special transverse	Clear	408	E	—

DASH AND TRAFFICATOR

Volts	Watts	Contact	Cap	Filament	Bulb Surface	Part No.	Illustration	Replaces
6	3	Double	Festoon, 7.5 × 35.6 mm.	—	Clear	255	S	—
6	6	Double	Festoon, 11 × 38 mm.	—	Clear	253	S	257
12	3	Double	Festoon, 7.5 × 35.6 mm.	—	Clear	256	S	—
12	6	Double	Festoon, 11 × 38 mm.	—	Clear	254	S	—
12	6	Double	Festoon, 11 × 44 mm.	—	Clear	258	S	251

24 VOLT BULBS FOR C.A.V. COMMERCIAL EQUIPMENT

Volts	Watts	Contact	Cap	Filament	Bulb Surface	Part No.	Illustration	Replaces
24	2.8	Single	MES	Bow	Clear, 15 mm.	650	R	—
24	2.8	Single	MCC	Bow	Clear, 15 mm.	651	N	—
24	2.8	Single	MES	Bow	Clear, 15 mm.	993	R	—
24	6	Single	SCC	Bow	Clear, 19 mm.	149	M	133
24	6	Double	SBC	Bow	Clear, 19 mm.	150	M	132, 320
24	6	Double	Festoon, 7.5 × 35.6 mm.	—	Clear	259	S	—
24	6	Double	Festoon, 11 × 44 mm. . .	—	Clear	260	S	—
24	6/24	Double	SBC Offset Pin	Transverse	Clear, 25 mm.	334	Q	—
24	24	Double	SBC	Transverse	Clear, 25 mm.	333	O	—
24	35/35	Double	BPF	Duplo	Clear	362	F	—
24	36	Double	SBC	Axial	Clear	123	G	121, 122, 125, 140, 142, 145
24	36	Double	LBC	Axial	Clear	622	—	—
24	36/36	Double	SBC	Transverse	Clear	194	K	—
24	44	Double	BPF	Transverse	Clear	330	B	329
24	44	Double	BPF	Axial	Clear	331	A	179, 187, 313
24	44/38	Double	BPF	Transverse, L.H. drive	Clear	332	D	195, 305, 363
24	44/38	Double	BPF	Transverse, R.H. drive	Clear	359	D	195, 304
24	48	Double	LBC	Axial	Clear	624	—	—
24	60	Single	SCC	Axial	Clear	124	G	155
24	60	Double	Bosch	Axial	Clear	127	J	—
24	60	Double	SBC	Axial	Clear	128	G	—
24	60	Double	Bosch	Axial	Clear	131	J	—

For illustrations, see page M13.

BULBS



ABBREVIATIONS

Left Hand Dip	..	Right Hand Drive
Right Hand Dip	..	Left Hand Drive
BPF	..	British Pre-focus.
LBC	..	Large Bayonet Cap.
LES	..	Lilliput Edison Cap.
LG	..	Lucas Graves
MCC	..	Miniature Centre Contact.
MES	..	Miniature Edison Screw Cap.
SBC	..	Small Bayonet Cap
SCC	..	Single Centre Contact.


SUPERSESSION CHART

The following bulbs are no longer supplied, and the replacement bulbs indicated should be used in their place.

Bulb No.	Replaced by	Bulb No.	Replaced by	Bulb No.	Replaced by	Bulb No.	Replaced by
2	57	66	168	125	123	211	209
4	5	68	168	132	150	213	209
6	5	69	169	133	149	215	207
10	11	70	168	135	96	221	382
13	109	71	168	140	123	251	258
14	109	72	106	141	5	257	253
15	109	73	75	142	123	300	354
20	90	74	106	144	96	301	355
21	57	76	106	145	123	304	359
23	57	77	106	147	96	305	332
25	5	78	109	148	5	306	356
27	5	79	109	151	26	308	356
28	57	80	182	152	87	309	307
29	90	81	182	155	124	313	331
30	57	82	182	160	172	316	321
31	57	83	182	161	172	318	173
32	57	85	381	163	172	320	150
33	5	86	381	164	172	323Y	600
34	5	88	96	165	325	329	330
35	106	93	5	167	354	353	380
40	106	99	182	170	169	360	370
42	109	100	183	174	312	361	380
43	109	101	183	175	307 L.H. Drive	363	332
44	106	102	183		356 R.H. Drive	365	371
50	171	104	190	177	326	369	381
51	171	105	205	179	331	971	970
52	171	107	106	181	171	972	970
53	37	108	75	186	90	975	974
54	57	110	109	187	331	981	990
58	5	111	109	188	311	982	990
60	87	113	200	189	381	983	990
61	169	114	5	192	323	984	987
62	171	115	183	193	173	985	987
63M	990	116	183	195	359 R.H. Drive	986	987
63MA	990	121	123		332 L.H. Drive	991	998
65	180	122	123	199	382	1224M	987
						12721C	350



LAMP PLUGS AND SOCKETS



INSPECTION LAMP PLUGS AND SOCKETS

Part No.	Special Features
38604A	Two sockets mounted on special base. Complete with two-pin plug 304919.
38605A	Two sockets mounted on special base. Supplied less plug, but suitable for use with plug 545025.
39507A	Two individual sockets. Bright dip finish.
39513A	Two holders each containing one plug and one socket.
301187	Similar to 39507, but shorter sockets.
304919	Two-pin plug, part of assembly 38604. Diameter of pins $\frac{1}{8}$ " and $\frac{3}{16}$ ".
545025	Two-pin plug. Diameter of pins $\frac{1}{8}$ ". Suitable for use with sockets 38605 or 770419.
770419	Two-pin socket assembly. Suitable for use with plug 545025.

TRAILER SOCKET AND LEAD

Part No. 809069. Three-pin socket set in moulded rubber. Complete with cable.

TRAILER PLUG AND CABLE

Part No. 82011. Three-pin plug to fit socket 809069.

SUPERSESSION CHART

Part No.	Replaced by
39506	301187
39511	39507
39515	39507
301186	301187

DESCRIPTIVE REFERENCE

INTERIOR

Model	Part No.	Details
573/103	062560	Frameless, rectangular mirror; chromium plated fittings.
575/85A	62040	Chromium plated rim; black case; rectangular mirror.
577	62052	Frameless, rectangular mirror; black finish; less bracket.
579/103	062556	Frameless, rectangular mirror; chromium plated finish.
579A/103	062584	Frameless, rectangular anti-dazzle mirror.
580/102	062551	Frameless, rectangular mirror; similar to 062552 except for bracket.
580/103	062552	Frameless, rectangular mirror; similar to 062551 except for bracket.
580A	620800	Frameless, rectangular anti-dazzle mirror; less bracket.
580A/92A	062549	Frameless, rectangular anti-dazzle mirror.
580A/103	062548	Frameless, rectangular anti-dazzle mirror.
581/102	062577	Frameless, oval mirror; black finish; chromium plated bracket.
582	62044	Frameless, rectangular mirror; black finish; chromium plated clips.
584/103	062566	Rectangular prismatic dipping mirror; polychromatic bronze finish; upright fixing; similar to 062564 except for fixing.
584/107	062588	Rectangular prismatic dipping mirror; polychromatic bronze finish; upright fixing; similar to 062566 except for bracket.
584/107A	062602	Rectangular dipping mirror with prismatic glass; polychromatic bronze finish; chromium plated rim.
585/103	062564	Rectangular dipping mirror; polychromatic finish; pendant fixing; similar to 062566 except for fixing.
587/103	062571	Frameless, rectangular dipping mirror; black finish; chromium plated bracket.
588/104	062573	Frameless, rectangular convex mirror; chromium plated finish.
589/106A	062595	Frameless, rectangular mirror; chromium plated finish.
590/91A	062592	Frameless, rectangular mirror; black finish.
591A/110	062596	Frameless, rectangular anti-dazzle dipping mirror; brown case with dull nickel plate bracket.
594/111	062605	Rectangular anti-dazzle mirror; brown finish; chromium plated bracket.


EXTERIOR

Model	Part No.	Details
160/CAB3	580435	Chromium plated finish; rectangular convex mirror; ball joint bracket; similar to 620128 except for bracket.
160/UMB2	620128	Chromium plated finish; rectangular convex mirror; universal ball joint bracket; similar to 580435.
161/UMB3	062604	Rectangular convex mirror; chromium plated finish; special universal ball joint.
406/1/29A	062587	Circular mirror, 4 $\frac{1}{4}$ " diameter; chromium plated finish; right hand wing fitting (as viewed from driving seat); short cranked bracket.
406/1/41A	062590	Circular mirror, 4 $\frac{1}{4}$ " diameter; chromium plated finish; left hand wing fitting (as viewed from driving seat); short cranked bracket.
434	620601	Circular mirror; black finish; supplied less bracket.
434/108	62054	Circular mirror; black finish; chromium plated nut and bolt; short cranked bracket; similar to 62515 except for bracket.
434/CS12A	62515	Circular mirror; black finish; chromium plated nut and bolt; similar to 62054 except for bracket.
540	62521	Circular mirror; black finish; as 62054 and 62515 but less bracket.
540/63A	620511	Circular mirror; black finish; special bracket for wing mounting.
540/79	062562	Circular mirror; black finish; long cranked bracket.
540/UMB2	062561	Circular mirror; black finish; chromium plated universal ball joint.

For detailed parts and replacement details, see pages N4-N5.

INTERIOR MIRRORS

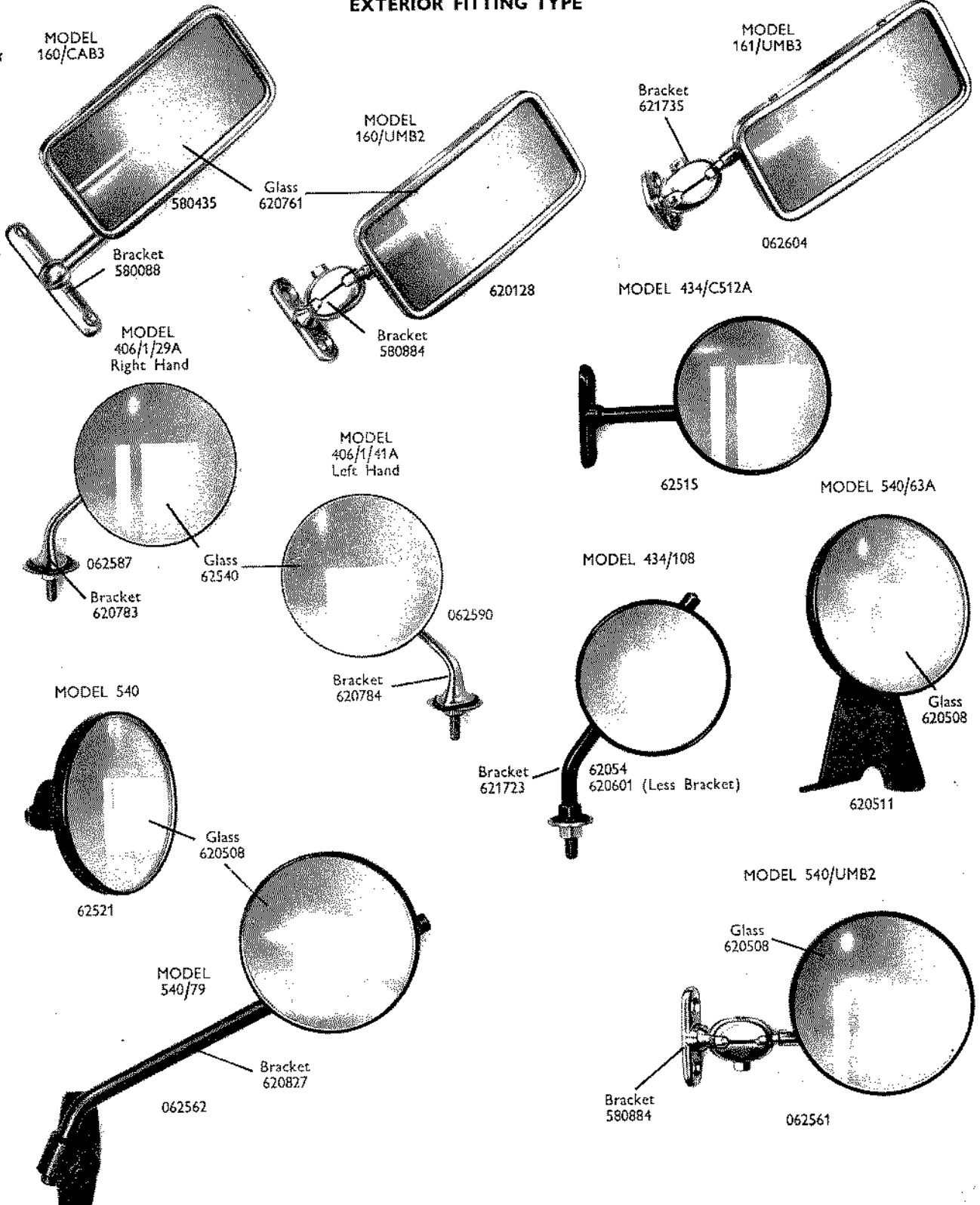
INTERIOR FITTING TYPE



EXTERIOR MIRRORS



EXTERIOR FITTING TYPE





INTERIOR AND EXTERIOR MIRRORS

DETAILED SPARE PARTS AND REPLACEMENT DETAILS

For detailed features of available mirrors, see Descriptive Reference, page N1; also Vehicle Application Reference, pages N7 and N8. Illustrations on pages N2 and N3.

Certain mirrors can no longer be supplied complete, and in such cases an alternative of later designs is suggested.

Part No.	Model	Replaced by	Finish	Fitting	Glass		Bracket
					Part No.	Size (inches)	
62003	566/30	062556	Black	Interior	580828	4 1/8 x 1 1/8	—
62006	566/43	062556	Black	Interior	580828	4 1/8 x 1 1/8	—
62007	566/52	062556	Black	Interior	580828	4 1/8 x 1 1/8	—
62008	572/81	062551	Black	Interior	620717	6 x 2 3/8	—
62011	574/82	062595	Black	Interior	—	—	—
62015	575/85	62040	Chromium plated rim	Interior	—	—	—
62018	567/44	062556	Chromium plated bracket	Interior	580797	5 1/8 x 2 7/8	—
62021	566A/46	062556	Chromium plated	Interior	—	—	—
62030	577A	062556	Black	Interior	620984	4 1/8 x 1 1/8	—
62031	578	062552	Chromium plated	Interior	580797	5 1/8 x 2 7/8	—
62040	575/85A	—	Chromium plated rim	Interior	—	—	—
62043	583/92A	062549	Polychromatic bronze	Interior	620836	5 x 2 3/8	560558
62044	582	—	Black, chromium plated clips	Interior	620832	5 x 1 1/8	—
62052	577	—	Black	Interior	580828	4 1/8 x 1 1/8	—
62054	434/108	—	Black, chromium plated nut and bolt	Exterior	—	—	621723
62515	434/C512A	—	Black, chromium plated nut and bolt	Exterior	—	—	—
62521	540	—	Black	Exterior	620508	4 3/8	—
62525	434	062562	Black	Exterior	—	—	—
62528	434	062561	Black	Exterior	—	—	—
62531	540/1	062561	Black	Exterior	620508	4 3/8	—
062500	434/76	062562	Black	Exterior	—	—	620627
062519	434/79	062562	Black	Exterior	—	—	620827
062529	577/91A	062592	Black, dull plated bracket	Interior	580828	4 1/8 x 1 1/8	620850
062532	578/103	062552	Chromium plated	Interior	580797	5 1/8 x 2 7/8	620962
062537	578A/92A	062549	Black bracket	Interior	620800	5 1/8 x 2 7/8	560558
062542	580A/104	062548	Chromium plated	Interior	620800	5 1/8 x 2 7/8	620963
062548	580A/103	—	Chromium plated	Interior	620800	5 1/8 x 2 7/8	620962
062549	580A/92A	—	Chromium plated	Interior	620800	5 1/8 x 2 7/8	560558
062551	580/102	—	Chromium plated	Interior	580797	5 1/8 x 2 7/8	620906
062552	580/103	—	Chromium plated	Interior	580797	5 1/8 x 2 7/8	620962
062553	580/104	062552	Chromium plated	Interior	580797	5 1/8 x 2 7/8	620963
062556	579/103	—	Chromium plated	Interior	580828	4 1/8 x 1 1/8	620962
062557	579/104	062556	Chromium plated	Interior	580828	4 1/8 x 1 1/8	620963
062560	573/103	—	Chromium plated	Interior	620719	6 x 1 1/8	620962
062561	540/UMB2	—	Black, chromium plated bracket	Exterior	620508	4 3/8	580884
062562	540/79	—	Black	Exterior	620508	4 3/8	620827
062564	585/103	—	Chromium plated	Interior	—	—	620962
062566	584/103	—	Polychromatic bronze	Interior	—	—	620962
062567	577/104	062556	Black	Interior	580828	4 1/8 x 1 1/8	620963
062571	587/103	—	Black, chromium plated bracket	Interior	580828	4 1/8 x 1 1/8	620962
062573	588/104	—	Chromium plated	Interior	580530	3 1/2 x 1 1/8	620963
062574	578/104	062552	Chromium plated	Interior	580797	5 1/8 x 2 7/8	620963
062577	581/102	—	Black, chromium plated bracket	Interior	620717	6 x 2 3/8	620906
062581	589/106	062595	Black	Interior	620978	4 x 2 3/8	—
062584	579A/103	—	Chromium plated	Interior	620984	4 1/8 x 1 1/8	620962
062587	406/1/29A	—	Chromium plated	Exterior	*62540	4 1/8	620783
062588	584/107	—	Polychromatic bronze	Interior	—	—	560558
062590	406/1/41A	—	Chromium plated	Exterior	*62540	4 1/8	620784
062592	590/91A	—	Black	Interior	621701	4 1/8 x 1 1/8	620850
062595	589/106A	—	Black	Interior	620978	4 x 2 3/8	—
062596	591A/110	—	Brown case; dull nickel plated bracket	Interior	621777	6 x 2 1/8	621781
062602	584/107A	—	Polychromatic bronze, chromium plated rim	Interior	—	—	—
062604	161/UMB3	—	Chromium plated	Exterior	—	—	621735
062605	594/111	—	Brown, chromium plated bracket	Interior	621794	8 3/8 x 2 1/8	—
580306	135	062562	Black	Exterior	—	—	—
580315	135/M512	062562	Black, chromium plated bracket	Exterior	—	—	—
580351	140	062562	Chromium plated rim	Exterior	—	—	—
580435	160/CAB3	—	Black, chromium plated rim	Exterior	620761	6 x 3	580088
580438	532/37	062556	Black, chromium plated rim	Exterior	580797	5 1/8 x 2 7/8	—
580486	S528/GC	062561	Chromium plated rim	Exterior	—	—	—
580522	309A	062556	Chromium plated back plate	Interior	580530	3 1/2 x 1 1/8	—
580574	542/43	062552	Black	Interior	580797	5 1/8 x 2 7/8	—
580593	542/40	062552	Black	Interior	580797	5 1/8 x 2 7/8	—
580602	544A	062549	Black	Interior	580797	5 1/8 x 2 7/8	—
580651	309/1/30	062556	Chromium plated	Interior	580530	3 1/2 x 1 1/8	—
580652	309/1/31	062573	Chromium plated	Interior	580530	3 1/2 x 1 1/8	—
580733	406/29	062587	Chromium plated	Exterior	*62540	4 1/8	620783

* Mirror Head

INTERIOR AND EXTERIOR MIRRORS



DETAILED SPARE PARTS AND REPLACEMENT DETAILS

Part No.	Model	Replaced by	Finish	Fitting	Glass		Bracket
					Part No.	Size (inches)	
580736	406/41	062590	Chromium plated	Exterior	*62540	4 $\frac{1}{4}$	620784
580785	542/31	062552	Black	Interior	580797	5 $\frac{13}{16}$ × 2 $\frac{7}{16}$	—
580796	567/46	062551	Black	Interior	580797	5 $\frac{13}{16}$ × 2 $\frac{7}{16}$	—
580832	562/36	062556	Black	Interior	—	—	—
580839	566/BQ/4	062556	Black, chromium plated bracket ..	Interior	580828	4 $\frac{1}{2}$ × 1 $\frac{5}{8}$	—
580841	309/31	062556	Black	Interior	580530	3 $\frac{1}{2}$ × 1 $\frac{5}{8}$	—
580892	542/47	062552	Black	Interior	580797	5 $\frac{13}{16}$ × 2 $\frac{7}{16}$	—
580893	542/47	062553	Black	Interior	580797	5 $\frac{13}{16}$ × 2 $\frac{7}{16}$	—
620128	160/UMB2	—	Chromium plated	Exterior	620761	6 × 3	580884
620306	567/544A	062556	Chromium plated bracket ..	Interior	580797	5 $\frac{13}{16}$ × 2 $\frac{7}{16}$	—
620307	567/61	062549	Chromium plated bracket ..	Interior	580797	5 $\frac{13}{16}$ × 2 $\frac{7}{16}$	—
620511	540/63A	—	Black	Exterior	620508	4 $\frac{9}{16}$	—
620601	434	—	Black	Exterior	—	—	—
620701	542/52	062552	Black, chromium plated bracket ..	Interior	580797	5 $\frac{13}{16}$ × 2 $\frac{7}{16}$	—
620708	542/43/CB	062552	Black	Interior	580797	5 $\frac{13}{16}$ × 2 $\frac{7}{16}$	—
620800	580A	—	Chromium plated back plate ..	Interior	—	—	—
621306	564/43	062556	Chromium plated bracket ..	Interior	—	—	—

* Mirror Head

MIRROR GLASSES

DESCRIPTIVE REFERENCE

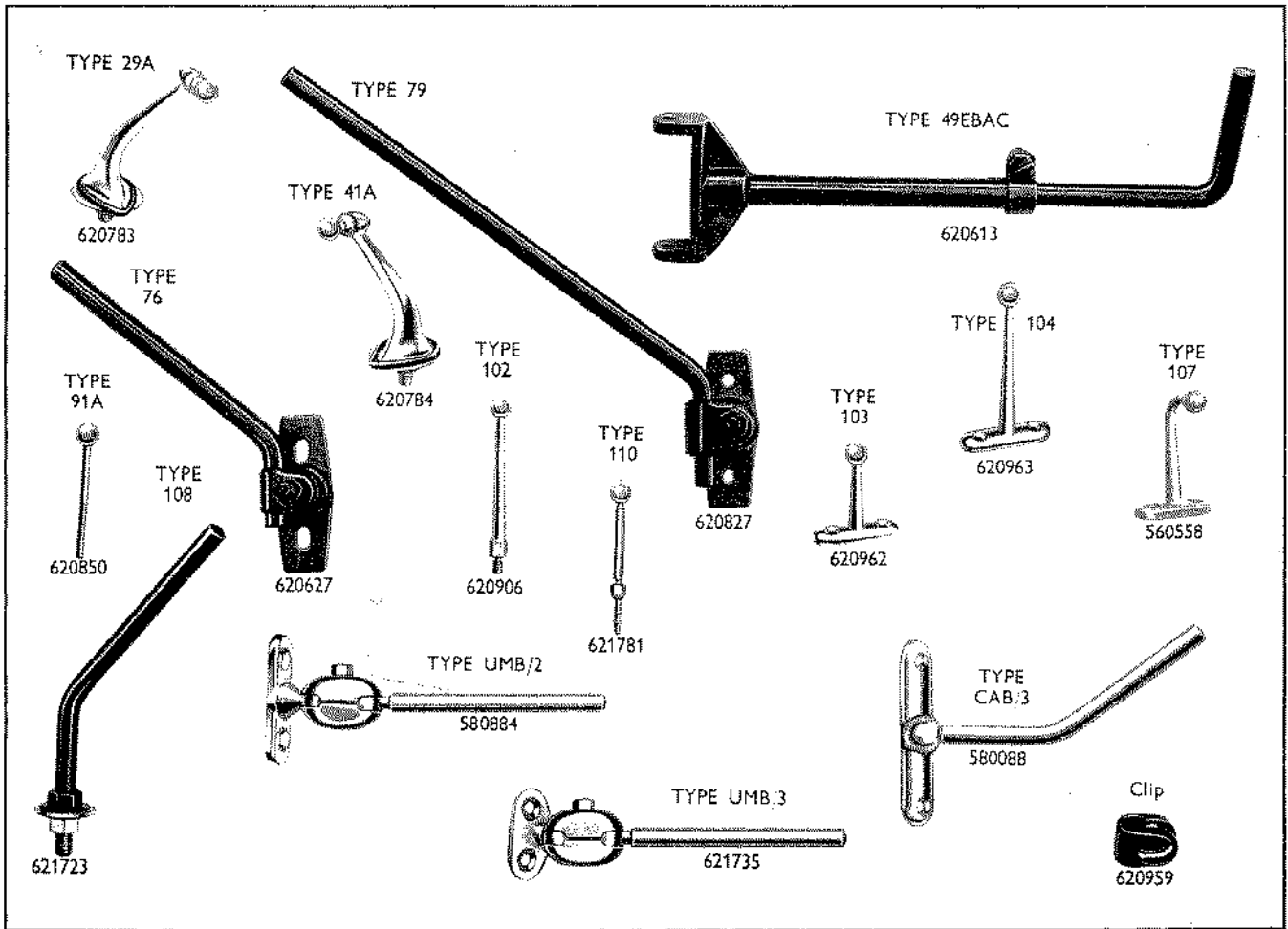
Part No.	Model	Size (inches)	Details
62540	406	4 $\frac{1}{4}$	Circular mirror, complete with chromium plated case.
580530	309, 309A, 588	3 $\frac{1}{2}$ × 1 $\frac{5}{8}$	Rectangular, slightly curved.
580797	542, 544, 567, 578, 580 ..	5 $\frac{13}{16}$ × 2 $\frac{7}{16}$	Flat, rectangular with polished edges; rounded corners.
580828	566, 577, 579, 587	4 $\frac{1}{2}$ × 1 $\frac{5}{8}$	Flat, rectangular with polished edges; rounded corners.
620508	540	4 $\frac{9}{16}$	Circular, polished edges.
620717	572, 581	6 × 2 $\frac{5}{8}$	Oval, polished edges.
620719	573	6 × 1 $\frac{5}{8}$	Rectangular, convex with polished edges; rounded corners.
620761	160	6 × 3	Rectangular, panoramic convex.
620800	578A, 580A	5 $\frac{13}{16}$ × 2 $\frac{7}{16}$	Flat, rectangular with polished edges; rounded corners; as 580797 but anti-dazzle.
620832	582	5 × 1 $\frac{5}{8}$	Rectangular, rounded corners.
620836	583	5 × 2 $\frac{5}{8}$	Rectangular, rounded corners.
620978	589	4 × 2 $\frac{7}{8}$	Rectangular, rounded corners.
620984	577A, 579A	4 $\frac{1}{2}$ × 1 $\frac{5}{8}$	Flat, rectangular with polished edges; rounded corners; as 580828 but anti-dazzle.
621701	590	4 $\frac{5}{8}$ × 1 $\frac{5}{8}$	Rectangular, rounded corners.
621777	591A	6 × 2 $\frac{1}{2}$	Rectangular, rounded corners; anti-dazzle.
621794	594	8 $\frac{1}{2}$ × 2 $\frac{1}{2}$	Rectangular, rounded corners; anti-dazzle.

For illustrations, see pages N2 and N3.



MIRROR BRACKETS

DESCRIPTIVE REFERENCE



Part No.	Type	Features
620783	29A	Chromium plated finish; right hand wing fitting, as viewed from driving seat; as 41A 620784 but opposite hand.
620784	41A	Chromium plated finish; left hand wing fitting, as viewed from driving seat; as 29A 620783 but opposite hand.
620613	49/EBA/C	Black finish; extending arm; right angle crank.
620627	76	Black finish; short cranked bracket.
620827	79	Black finish; 10" straight bracket.
620850	91A	Dull nickel plate finish; 1 1/4" long, threaded 2 B.A.
620906	102	Chromium plated finish; 3/4" long, threaded 1/2" B.S.F.
620962	103	Chromium plated finish; 2" long; as 104 620963 except for length.
620963	104	Chromium plated finish; 3 1/2" long; as 103 620962 except for length.
560558	107	Polychromatic bronze finish; cranked.
621723	108	Black finish; short cranked bracket; complete with 3/4" B.S.F. fixing nut and washer.
621781	110	Dull nickel plate finish; 2 3/4" long; complete with 2 B.A. nut.
580088	CAB/3	Chromium plated finish; cranked 45°.
580884	UMB2	Chromium plated finish; universal ball joint bracket; as 621735 except for fixing plate.
621735	UMB3	Chromium plated finish; universal ball joint bracket; as 580884 except for fixing plate.

CLIP

Part No.	Type	Features
620959	—	Black finish; for bracket type 76.



VEHICLE APPLICATION REFERENCE

62040 575/85A. Interior fitting; C.P.R.; rectangular mirror; similar to 62015 except for fitting.

Austin 'Sheerline' 1948-54; Ambulance, Hearse and Limousine 1948-54.

62044 582. Interior fitting; black, C.P. clips; frameless, rectangular mirror; less bracket.

Austin 'Princess' 1948-54; Ambulance, Hearse and Limousine 1951-52.

62052 577. Interior fitting; black finish; frameless, rectangular mirror; less bracket.

Riley 1½ and 2½ litre 1951-53.

62054 434/108. Exterior fitting; black, C.P. nut and bolt; circular mirror with short cranked bracket; similar to 62515 except for bracket.

Rover 'Landrover' and Station Wagon 1952-54.

62515 434/CS12A. Exterior fitting; black, C.P. nut and bolt; circular mirror; similar to 62054 except for bracket.

Brush Electric Battery Vehicle 1951.

Douglas Battery Vehicle 1950-54.

Midland Vehicles 1951-54.

Morris 5 cwt. Van 1950-53.

Morris Commercial 'J' Van 1949-53.

62521 540. Exterior fitting; black finish; circular mirror; as 62515 but less bracket.

Austin A40 Van, 'Countryman' and Pick-up 1948-52; 25 cwt. Van and Ambulance 1948-54; 30 cwt. 1939; 2 and 3 ton 1939-48; 2 and 5 ton Truck 1949-53; Coach 1947-53; Petrol Tanker 1941-48.

Rover 'Landrover' and Station Wagon 1948-52.

62548 580A/103. Interior fitting; C.P. finish; frameless, rectangular mirror; anti-dazzle glass; similar to 62549 but shorter bracket.

Daimler 2½ litre (late) 1951.

Jaguar 2½ and 3½ litre 1951; 2½ litre 1950.

62549 580A/92A. Interior fitting; C.P. finish; frameless, rectangular mirror; anti-dazzle glass; similar to 62548 except for longer bracket.

Austin 8 and 10 1945-47; A40 'Devon' and 'Dorset' 1948-52; A40 Sports 1951-53; A70 'Hampshire' 1948-52; A70 'Hereford' 1952-54; A70 'Countryman' and Pick-up 1952-54; A90 'Atlantic' 1949-53.

M.G. 1½, 2 and 2½ litre 1939.

62551 580/102. Interior fitting; C.P. finish; frameless, rectangular mirror; similar to 62552 except for bracket.

Triumph '1880' and '2000' 1947-48.

Vauxhall 10, 12 and 14 1945-47.

62552 580/103. Interior fitting; C.P. finish; frameless, rectangular mirror; similar to 62551 except for bracket.

A.C. Cars 16 Saloon 1951-54.

Alvis 14 1946-50; TC21 Saloon 1954; TA21 Saloon 1951-53; TB21 Sports 1952.

Daimler 15 and 24 1939; 2½ litre 1939-51.

Jaguar 1½, 2½ and 3½ litre 1946-48.

Jensen 'Interceptor' Cabriolet 1950-52.

Jowett 'Javelin' 1948-54; 'Javelin' De Luxe 1950-54; 10 cwt. 'Bradford' Van 1953-54.

Lanchester 11 1939.

Lea Francis 12 and 14 1939; 14 1946-48; 1½ litre 1949; 2½ litre Sports 1950-54; 18 6 Light Saloon 1950-53; 18 4 Light Saloon 1951-54.

M.G. 1½ litre 1939.

Morris 8 1939-48; 10 and 12 1939; 10 1945-48; 'Six' Saloon 1948-52.

S.S. 'Jaguar' 1½, 2½ and 3½ litre 1939-40.

Standard 8, 12 and 14 1939-48; 9, 10 and 20 1939-40.

Wolseley 8 1946-48.

62556 579/103. Interior fitting; C.P. finish; frameless, rectangular mirror; similar to 62557 except for bracket.

A.C. Cars 'Petite' 1953.

Austin 8 1939-40; 10 1939-41.

B.S.A. 'Scout' 1939-40.

Bristol 2 litre 1947-48.

Healey 16 Roadster 1948-49; 'Tickford' 1951.

Hillman 'Minx' 1946-51.

Humber 'Super Snipe' 1940-46; 16 1940.

Jensen 3½ litre 1946-47; 'Interceptor' Cabriolet 1952-54.

Jowett 8 and 10 1939-40; De Luxe Van and 6 Light Utility 1949-52; 'Jupiter' 1951-54.

Lanchester LD10 1946-51.

Larmer Engineering Invalid Carriage 1949-54.

Lea Francis 14 1949.

Morris 'Minor' 1948-51; 14 1939.

Paramount Cars Coupé 1951-54.

Reliant 'Regal' Car 1953.

Renault 8.3 Car and Van 1947-51.

Rover 20 1939-40.

Standard 8 Coupé and Tourer 1946-48.

Sunbeam-Talbot 10 1945-47; 2 litre 1946-47; 10 h.p., 3 and 4 litre 1939-40; '80' and '90' 1948-50.

Triumph 12, 14 and 16 'Dolomite' 1939.

Wolseley 12, 14 and 16 1939-48; 16 1939; 25 1939 and 1948.

62560 573/103. Interior fitting; C.P. finish; frameless, rectangular convex mirror.

Daimler 27 and 36 1946-53.

62561 540/UMB2. Exterior fitting; black, C.P. bracket; circular mirror

Austin 1 ton 4×4 Cargo Truck 1954.

Bedford 10/12 cwt. Van 1946-47; 30 cwt. and Bus 1946-50; 2/3 and 3/4 ton 1940-50; 5 ton Truck and 'Scammell' Tractor 1946-50.

Morris Commercial 25/30 cwt. 1945-52.

S.S. 'Jaguar 100' 1939-40.

62562 540/79. Exterior fitting; black; circular mirror; long cranked bracket.

Austin 8 Van 1939-47.

Barrett 'Midget' Invalid Car 1954.

Beardmore Taxi 1939-40.

Brush Electric Battery Vehicle 1952-54.

Jowett 8 and 10 Van 1939-40; 10 cwt. 'Bradford' Van 1946-52.

Morris Commercial FVS and FVSO 1954; FV and FVO 1949-53; Petrol Tanker 1951-52.

Trojan 15 cwt. 1952-53.

Scott Electric Battery Vehicle 1951-54.

Standard 12 and 14 (Export) 1946-48.

62571 587/103. Interior fitting; black, C.P. bracket; frameless, rectangular dipping mirror.

Barrett 147 c.c. All-weather Vehicle 1953-54.

62573 588/104. Interior fitting; C.P. finish; frameless, rectangular convex mirror.

Alvis TA21 Coupé 1951-53; TC21 Coupé 1954; TB21 Sports ('Tickford' Body) 1952.

Rover 10, 12, 14 and 16 1939-47; '60' 1948-49 and 1954; '75' 1948-54.

62577 581/102. Interior fitting; black, C.P. bracket; frameless, oval mirror.

Bentley 4½ litre and 'Continental' Sports 1952-54.

Humber 'Pullman' and 'Imperial' 1950-53; 'Super Snipe' 1947-52.

Rolls-Royce 'Silver Dawn' 1953-54.

Sunbeam 'Alpine' 1953-54.

Sunbeam-Talbot '90' 1951-54.



INTERIOR AND EXTERIOR MIRRORS

Vehicle Application Reference—*continued*

062587 406/1/29A. Exterior fitting; C.P. finish; circular mirror; right hand wing fitting as viewed from driving seat; as 062590 but left hand.

Bentley 4½ litre (U.S.A.) 1952-54; 4¼ litre 1946-51; 'Continental' Sports 1952-54.

Daimler 27 and 36 1946-53; 2½ litre 1952-53.

Healey 'Silverstone' 1950.

Humber 'Pullman' and 'Imperial' 1946-54.

Meynell All Models 1952.

Paramount Cars Roadster 1951-54.

Rolls-Royce 'Silver Dawn' 1953-54; 'Silver Wraith' 1946-54.

Standard 12 and 14 Coupé 1946-48.

062588 584/107. Interior fitting; polychromatic bronze; rectangular, prismatic dipping mirror; similar to 062566 except for bracket.

Wolseley 'Four Fifty' 1949-53; 'Six Eighty' 1949-54.

062590 406/1/41A. Exterior fitting; C.P. finish; circular mirror; left hand wing fitting as viewed from driving seat; as 062587 but right hand.

Bentley 4½ litre and 'Continental' Sports 1952-54; 4¼ litre 1946-51.

Daimler 2½ litre 1952-53; 27 and 36 Limousine 1946-53.

Humber 'Pullman' and 'Imperial' 1946-54.

Rolls-Royce 'Silver Wraith' 1946-54; 'Silver Dawn' 1953-54.

062592 590/91A. Interior fitting; black finish; frameless, rectangular mirror.

Morris 'Minor' 1952-54.

062595 589/106A. Interior fitting; C.P. finish; frameless, rectangular mirror.

M.G. 1½ litre 1947-53.

062596 591A/110. Interior fitting; brown case, dull nickel plate bracket; frameless, rectangular anti-dazzle mirror.

Morris 'Oxford' 1952-54.

062602 584/107A. Interior fitting; polychromatic bronze; C.P.R.; rectangular dipping mirror with prismatic glass.

M.G. 'Magnette' 1954.

062604 161/UMB3. Exterior fitting; C.P. finish; rectangular, frameless mirror.

M.G. 'Midget' (optional) 1954.

062605 594/111. Interior fitting; brown, C.P. bracket; rectangular, anti-dazzle mirror.

Morris 'Oxford' Series II 1954.

580435 160/CAB3. Exterior fitting; black finish, C.P.R.; rectangular, convex mirror; universal ball joint bracket; similar to 620128 except for bracket.

M.G. 'Midget' 1946-50.

620128 160/UMB2. Exterior fitting; C.P. finish; rectangular, convex mirror; universal ball joint bracket; similar to 580435 except for bracket.

Austin Hire Car 1950-51; Taxi 1948-51.

H.R.G. 9 and 12 1946-52.

Morris 'Oxford' Taxi and Hire Car 1947-51.

620511 540/63A. Exterior fitting; black finish; circular mirror.

Commer 8 cwt. Van 1946.

620601 434. Exterior fitting; black finish; circular mirror; less bracket.

Morris Commercial CV11/40 1941-51; CV10/5 and CV11/30 1945-48; CV and CVS 1939-40; ECV13/5 and ECVO13/5 1949; 35/40, 45/55, 60/70 cwt., 5 ton Forward Control, Tipper, ECV13/3 1946-48; CVF13/5 1945-47; 15/20 cwt. 1947-53; CV9/40 1950-51.

Reliant 750 c.c. 1946-54; 3-wheeler Van 1951-54.

620800 580A. Interior fitting; C.P. backplate; frameless, rectangular anti-dazzle mirror; less bracket.

Daimler 'Regency' 1953.

LUCAS

STARTING MOTORS

SECTION

P


STARTING MOTORS

Model Interpretation

The symbols making up the model indicate the characteristics of each machine, i.e., M35G—Starting Motor, 3½" diameter yoke, die-cast commutator end bracket or frame.

Prefix	Suffix
M	Starting motor.
35	3.5" diameter yoke.
418	4.18" diameter yoke.
45	4.5" diameter yoke.
E	Trigger type brush boxes.
G	Die-cast commutator end bracket or frame.
G-1	Die-cast commutator end bracket or frame, 4-brush machine.
L	Long type machine.

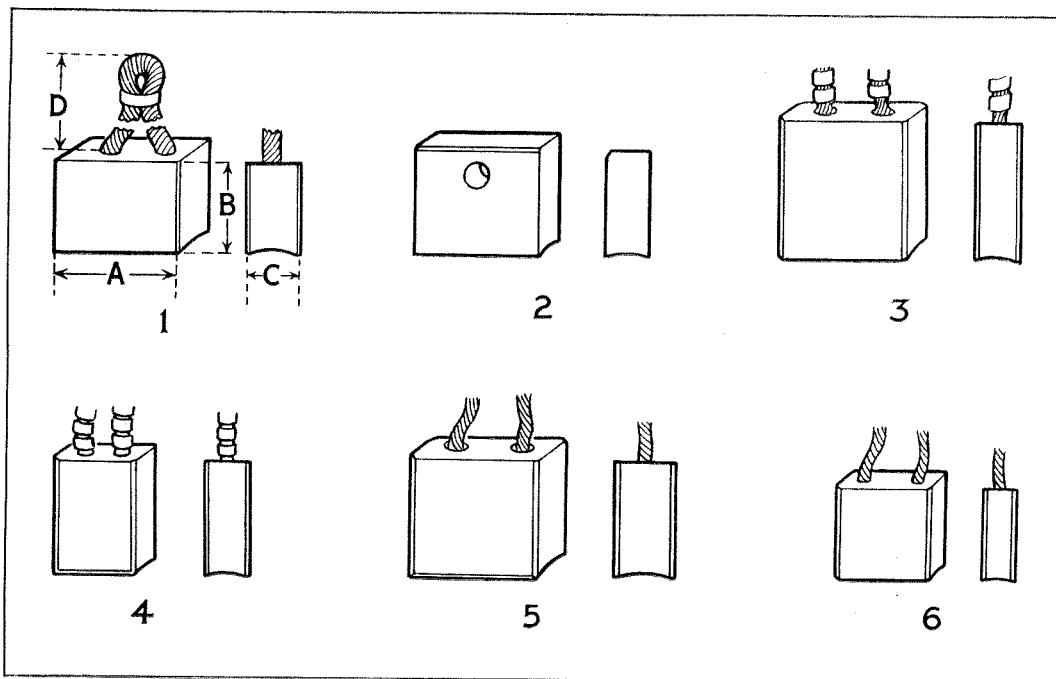
OUTBOARD
MODEL



INBOARD
MODEL



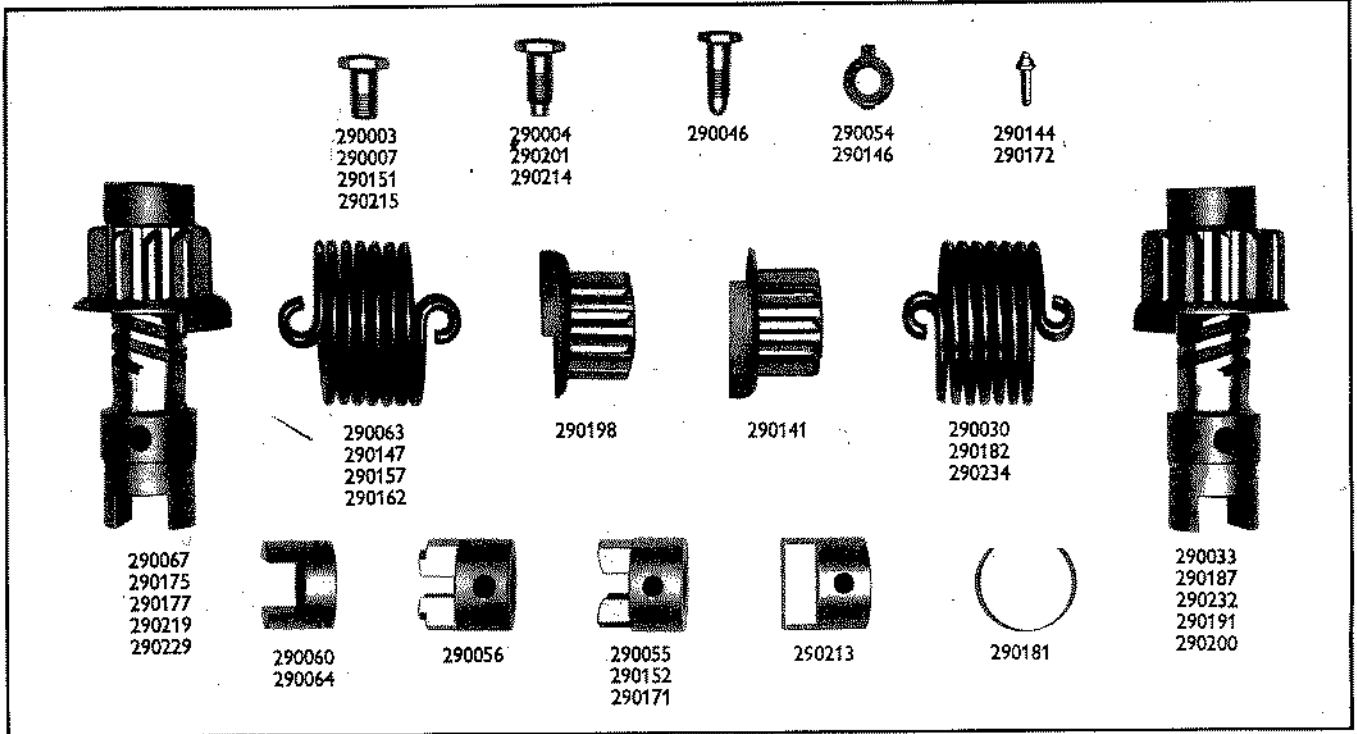
BRUSH CHART (Starting Motors)



Ordering No.	Fitted to Models	No. off per set	Set comprises: Brushes Part Nos.	Dimensions in inches				Brush Index No.	Special Features
				A	B	C	D		
250055	M35A	2	250860	.625	.625	.312	—	2	
251108	M35G-1	4	1 off 251165	.625	.559	.250	6.50	3	Double brush
			2 off 251106	.625	.559	.250	1.75	5	
255239	M418A	4	2 off 255223	.500	.625	.312	3.25	4	6 volt
			2 off 255224	.500	.625	.312	1.75	6	
255240	M418A	4	2 off 255225	.500	.625	.312	3.25	4	12 volt
			2 off 255226	.500	.625	.312	1.75	6	
255659	M35G, M45G, M418G	2	263018	.753	.559	.345	3.75	1	
260072	M45A, M45AL ..	4	229180	.747	.687	.372	3.75	3	
265062	M45D-3	4	229181	.750	.625	.250	—	2	
271050	M45G	4	2 off 270927	.747	.812	.247	3.75	3	Rolls-Royce Rolls-Royce
			2 off 270928	.747	.812	.247	2.062	5	
271365	M45G	4	1 off 256334	.753	.559	.345	6.00	1	
			3 off 263018	.753	.559	.345	3.75	1	

Items shown in "Set Comprises" column are for reference purposes only. Always quote Ordering No.

BENDIX STARTER DRIVES



DRIVES COMPLETE

Part No.	Type	Part No.	Type	Part No.	Type	Part No.	Type
290018	L11/12	290186	R11X	290193	R11	290218	LF10
290034	RF10	290188	L11X	290194	L11	290233	R11/10
290148	L10	290192	R11X/13	290217	LF11	290239	L11X/10F
290149	R10						

PINION & SLEEVES

Part No.	Type of Drive
290033	RF10
290067	L11X/10
290175	L10
290177	L11
290187	R11
290191	R11X/13
290200	R10
290219	LF11
290229	LF10
290232	R11/10

DRIVE SPRINGS

Part No.	Type of Drive
290030	RF10
290063	L13X
290147	L10, L10/11, L10/12, L11, L11/12, L11/14
290157	LF10, LF11
290162	L11X, L11X/10, L11X/T, L11X/13
290182	R11X, R11X/13
290234	R10, R10/11, R10/12, R11, R11/10, R11/12

SCREWS (Shaft Spring)

Part No.	Type of Drive
290003	LF11
290007	R11X, L11X
290151	L10, R10, L10/1, R10/11, L10/12, R10/12, L11/12, R11/10, R11/12, L11/14
290215	LF10, RF10

SCREWS (Head)

Part No.	Type of Drive
290004	LF11
290046	L11X, R11X, L11X/10, L11X/T, L11X/13, R11X/13
290201	L11, R11, L11/12, R11/12, L11/14, R11/10
290214	LF10, RF10

PINION & BALANCE WEIGHTS

Part No.	Type of Drive
290141	LF10, L10
290198	RF10, R10

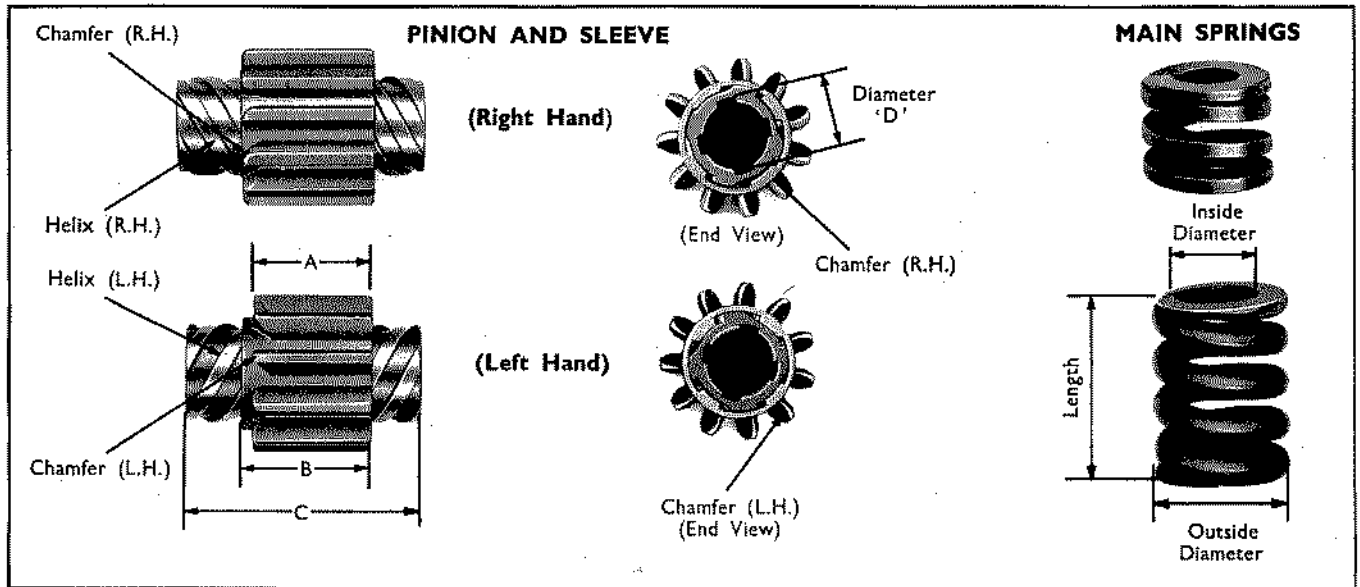
DRIVE SUNDRIES

Part No.	Description	Type of Drive
290054	Washer, lock	LF10, RF10
290055	Male clutch	All L11 and R11 types (except LF11)
290056	Male clutch	LF11
290060	Repair sleeve (female clutch)	All L11 and R11 types
290064	Repair sleeve (female clutch)	L10, R10, L10/11, L10/12, R10/11, R10/12
290144	Drift pin (pinion)	L10, R10
290146	Washer, lock	All types (except LF10 and RF10)
290152	Male clutch	All L10 and R10 types
290171	Sleeve and clutch	L11, L11/12, L11/14
290172	Drift pin (pinion)	L11, R11
290181	Support clip (right hand)	R11X, R11X/13
290213	Male clutch	LF10, RF10



DRIVES (Starting Motor)

IDENTIFICATION OF PINIONS AND SLEEVES



When the make, year and horse power of a vehicle are known, Section A of this catalogue will give you the Part Number of Starting Motor fitted. This information is also stamped on the machine itself. Spare parts for all machines will be found in the Detailed Spare Parts, commencing on page P12.

It sometimes becomes necessary to identify pinions and sleeves, main springs, and pinions and barrels that have been removed from machines, so that the above information is not available. In this case proceed as follows:

PINIONS AND SLEEVES. First count the number of teeth, and confirm whether the sleeve has a left or right hand thread (see illustration). Then identify from the dimensions given below.

MAIN SPRINGS. Identify from the dimensions given on page P5.

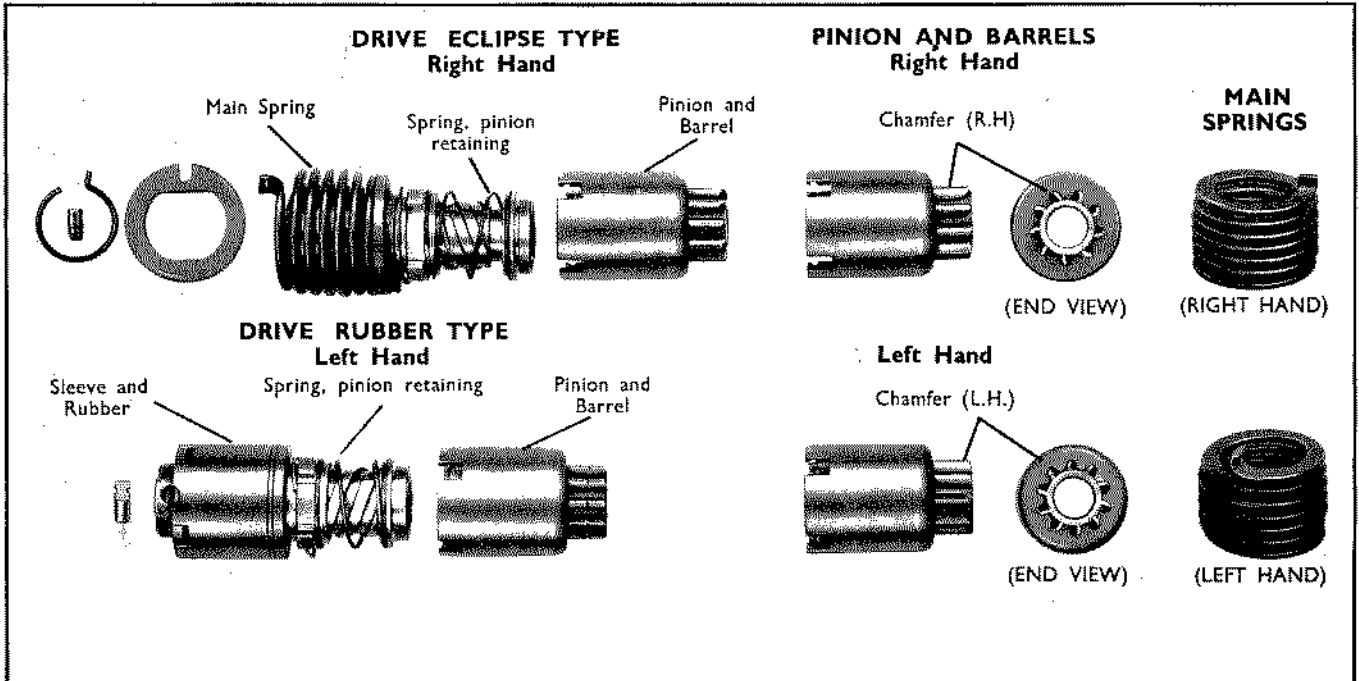
PINIONS AND BARRELS. First count the number of teeth, and confirm whether left or right hand by the chamfer on the teeth (see illustration on page P5). Then identify from the dimensions given on page P5.

Pinion and Sleeve Part No.	Number of Teeth	Diametrical Pitch	Tooth Length (inches) (A)	Overall Pinion Length (inches) (B)	Sleeve Length (inches) (C)	Chamfer or Helix	Shaft Diameter over Spline (inches) (D)
250059	10	8-10	1 5/32	1 1/2	1 1/2	R.H.	0.2500-0.2501-0.2502-0.2503-0.2504-0.2505-0.2506-0.2507-0.2508-0.2509-0.2510-0.2511-0.2512-0.2513-0.2514-0.2515-0.2516-0.2517-0.2518-0.2519-0.2520
250116	10	8-10	1 1/16	1 1/2	1 1/2	L.H.	
250135	11	8-10	1 1/16	1 1/2	1 1/2	L.H.	
250196	9	8-10	1 1/8	1 1/2	1 1/2	L.H.	
250307	10	8-10	1 1/8	1 1/2	1 1/2	R.H.	
250415	9	8-10	1 1/8	1 1/2	1 1/2	L.H.	
250607	10	8-10	1 1/8	1 1/2	1 1/2	L.H.	
255093	11	8-10	1 1/16	1 1/2	2 1/16	L.H.	
255165	10	8-10	1 1/16	1 1/2	2 1/16	L.H.	
255182	11	8-10	1 1/16	1 1/2	1 1/8	R.H.	
255194	11	8-10	1 1/16	1 1/2	1 1/8	L.H.	
255262	10	8-10	1 1/16	1 1/2	1 1/8	L.H.	
255263	10	8-10	1 1/16	1 1/2	1 1/8	R.H.	
255431	10	8-10	1 1/16	1 1/2	1 1/8	R.H.	
255489	10	8-10	1 1/16	1 1/2	1 1/8	R.H.	
255544	9	8-10	1 1/8	1 1/2	1 1/8	R.H.	
255649	10	8-10	1 1/16	1 1/2	1 1/8	L.H.	
255672	11	8-10	1 1/8	1 1/2	1 3/16	R.H.	
263011	11	8-10	1 1/8	1 1/2	2 1/16	R.H.	
270029	10	8-10	1 1/8	1 1/2	1 1/8	R.H.	
270472	11	8-10	1 1/32	1 1/8	2 1/16	L.H.	

DRIVES (Starting Motor)



IDENTIFICATION OF PINIONS & BARRELS AND MAIN SPRINGS



See note on page P4

MAIN SPRINGS

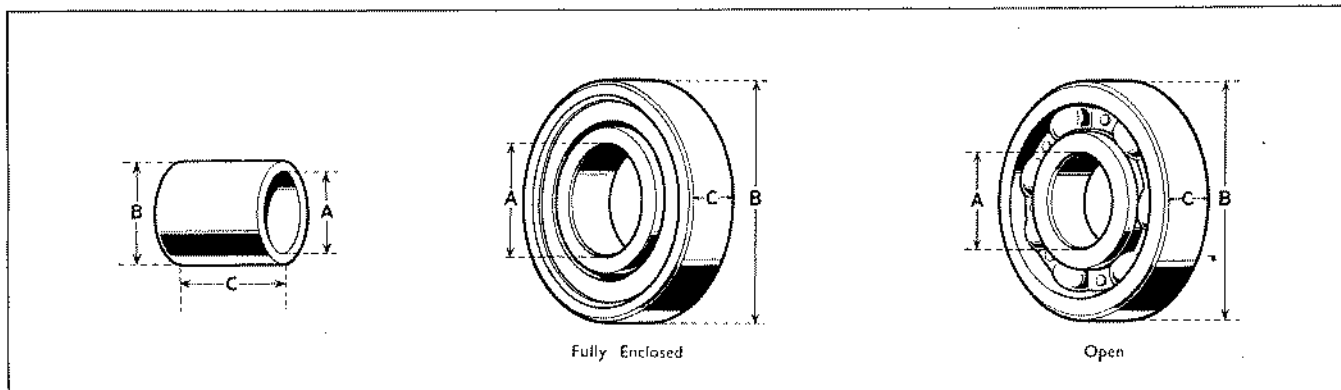
Part No.	Length (inches)	Inside Diameter (inches)	Outside Diameter (inches)	Remarks	Part No.	Length (inches)	Inside Diameter (inches)	Outside Diameter (inches)	Remarks
250404	1	$\frac{31}{32}$	$1 \frac{11}{32}$	---	270326	$1 \frac{11}{32}$	$\frac{31}{32}$	$1 \frac{11}{32}$	---
250593	1	$\frac{31}{32}$	$1 \frac{11}{32}$	---	270889	$1 \frac{11}{32}$	$\frac{31}{32}$	$1 \frac{11}{32}$	---
250652	$1 \frac{11}{32}$	$\frac{31}{32}$	1	---	291011	$1 \frac{11}{32}$	1	$1 \frac{11}{16}$	---
250947	$1 \frac{11}{32}$	$\frac{31}{32}$	$1 \frac{11}{16}$	---	291043	$1 \frac{11}{16}$	$1 \frac{1}{4}$	$1 \frac{11}{16}$	Left hand
255484	$1 \frac{11}{32}$	$\frac{31}{32}$	1	---	291448	$1 \frac{11}{16}$	$1 \frac{1}{4}$	$1 \frac{11}{16}$	Right hand

PINIONS AND BARRELS

Pinion and Barrel Part No.	Drive Part No.	Type	Number of Teeth	Diametrical Pitch	Tooth Length (inches)	Chamfer or Thread	Barrel Length (inches)	Shaft Diameter (inches)
250698	---	S.B. type	9	10-12	$\frac{11}{16}$	L.H.	$1 \frac{11}{16}$	$\frac{11}{16}$
250849	---	S.B. type	9	10-12	$\frac{11}{16}$	R.H.	$1 \frac{11}{16}$	$\frac{11}{16}$
255941	---	Rubber	9	10-12	$\frac{11}{16}$	R.H.	$1 \frac{11}{16}$	$\frac{11}{16}$
291050	291089	Eclipse	9	10-12	$\frac{11}{16}$	L.H.	$1 \frac{11}{16}$	$\frac{11}{16}$
291069	291070	Rubber	9	10-12	$\frac{11}{16}$	R.H.	$1 \frac{11}{16}$	$\frac{11}{16}$
291101	{ 291105 291380 }	{ Rubber Eclipse }	10	10-12	$\frac{11}{16}$	L.H.	$1 \frac{11}{16}$	$\frac{11}{16}$
291104	291551	Eclipse	10	10-12	$\frac{11}{16}$	R.H.	$1 \frac{11}{16}$	$\frac{11}{16}$
291346	---	S.B. type	9	10-12	$\frac{11}{16}$	R.H.	$1 \frac{11}{16}$	$\frac{11}{16}$
291349	291353	Rubber	10	10-12	$\frac{11}{16}$	R.H.	$1 \frac{11}{16}$	$\frac{11}{16}$
291384	291358	Rubber	9	10-12	$\frac{11}{16}$	R.H.	$1 \frac{11}{16}$	$\frac{11}{16}$
291426	291457	Eclipse	9	10-12	$\frac{11}{16}$	R.H.	$1 \frac{11}{16}$	$\frac{11}{16}$
291562	291591	Rubber	9	8-10	$\frac{11}{16}$	L.H.	$1 \frac{11}{16}$	$\frac{11}{16}$
291573	291574	Eclipse	9	8-10	$\frac{11}{16}$	L.H.	$1 \frac{11}{16}$	$\frac{11}{16}$



BEARINGS AND BEARING BUSHES



BEARING CHART

Part No.	Type	Description	Bore A	Outside Diameter B	Width C
189295	LS5	Single row; rigid ball journal; light type; English sizes	.500"	1.312"	.375"
189308	117	Single row; rigid ball journal; light type; metric sizes	17 mm.	40 mm.	12 mm.

BEARING BUSH CHART

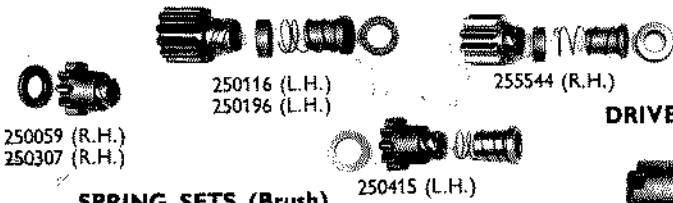
Part No.	Fitted to Models	Dimensions in inches		
		Bore A	Diameter B	Width C
250528	M35G747	.809	.406
250626	M35G504	.625	.770
250641	M35A752	.878	.812
250678	M35G750	.812	.812
255491	M418G, M45G626	.752	.750
255853	M418G877	1.003	.891
256112	M418AL566	.502	.687
256113	M45A877	.941	1.328
270017	M45G877	1.003	1.109
270038	M418G877	1.003	1.328
270330	M45G628	.752	.593
270882	M45G629	.754	1.156
270883	M45AL, M418A625	.690	.687

STARTING MOTORS



M35 MODELS

PINION AND SLEEVES



250059 (R.H.)
250307 (R.H.)

250116 (L.H.)
250196 (L.H.)

255544 (R.H.)

250415 (L.H.)

SPRING SETS (Brush)



250056



250088



251109
270004

BAND COVERS



250004



250322




250613



181300

BOLT, THROUGH



228335 (6")
228336 (6 3/8")



250377 (6 1/2")



250314

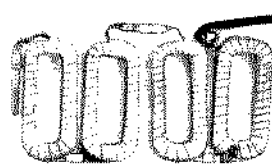
SUNDRY PARTS SET



256762



TYPICAL ARMATURE



TYPICAL FIELD COILS

CONTACT SET




255912

BRACKET/FRAME, COMMUTATOR END



250290



250291



250552



251104



251185

FIXING BRACKETS (Outboard)

BRACKET/FRAME, DRIVE END




250039



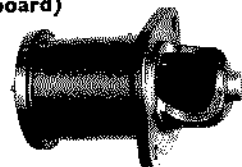
250292



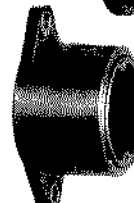
250412



250551
251189 (Aluminium)



251054 (-625" bush)
251201 (-566" bush)



251006



251196

PINION AND BARRELS



250849 (R.H.)



250698 (L.H.)



291069 (R.H.)
291346 (R.H.)

DRIVE (Complete)

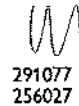


291070 (R.H.)

SLEEVE AND RUBBER



291059



291077
256027



250095 250430
250391 250691
250429 250848
251468

SPRINGS, PINION RETAINING

NUTS, SHAFT



250889



256482



291042

CAPS, SHAFT



250599



255780

SWITCH



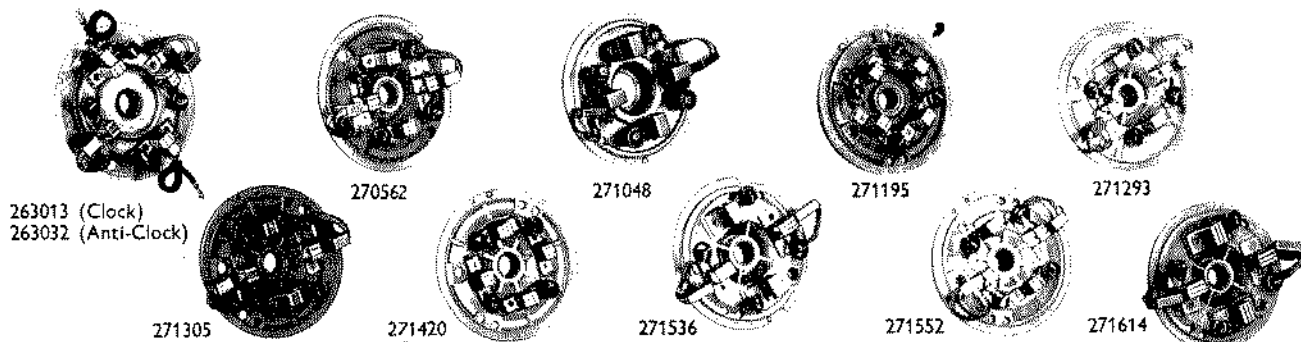
76439

For detailed spare parts, see pages P12-P20.

STARTING MOTORS

M45 MODELS

BRACKET/FRAME, Commutator End



263013 (Clock)
263032 (Anti-Clock)

270562

271048

271195

271293

271305

271420

271536

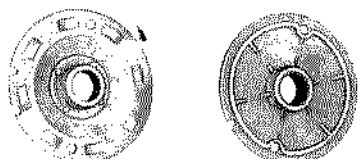
271552

271614

(Intermediate)

BRACKET/FRAME

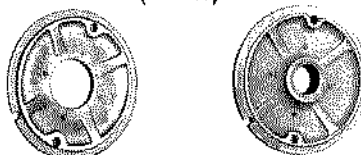
(Brake)



260175

270480


BRACKET/FRAME Drive End



271154

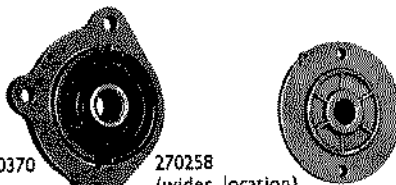
271610

271747 (larger bush)



270296

270321 (Extra dowel)
271294 (hole)



270370

270258
(wider location)


270520

271047 (with studs)
271928



271221 (Wider location)
271458

FIXING BRACKETS, (Outboard)



255480

265049

270207

270267

270550
271279 (Machined for
oil seal)

271153

271197

271325

271497

271612

271665

271774

For detailed spare parts, see pages P12-P20.

STARTING MOTORS



M45 MODELS

DRIVE ASSEMBLIES



291016



291089 (L.H.) 291574 (L.H.)
291380 (L.H.)



291551 (R.H.) 291457 (R.H.)



291105 (L.H.)



291358 (R.H.)

Clutch Plates set
291540



291520

Pinion and Barrel
291506



255182 (R.H.)
255263 (R.H.)



255672 (R.H.)



270029 (R.H.)



270472 (L.H.)



291491

SLEEVE AND RUBBER



290081



291059

255194 (L.H.) 255649 (L.H.)

SPRINGS, PINION



250429
255727
255728
255729
270078



178920



263011 (R.H.)

NUTS OR BEARING COLLARS



255851



256482

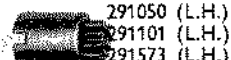


291042

181300



255837
270208 (Thinner flange)



291050 (L.H.)
291101 (L.H.)
291573 (L.H.)



291384 (R.H.)

PINION & BARRELS

SWITCHES



31077



76439



764223

256027 291541
291081 291550



33085
RELAY

SPRINGS, BRUSH



265063



270004
271051



255912

CONTACT SETS

CAPS, SHAFT



255780



255854



263158

BOLTS, THROUGH

250377 (6 $\frac{31}{32}$ ")

228335 (6") 255459 (6 $\frac{2}{8}$ ")
230118 (8 $\frac{1}{8}$ ") 256009 (6 $\frac{11}{16}$ ")
238521 (7 $\frac{3}{8}$ ") 270131 (7 $\frac{1}{4}$ ")

270287 (7 $\frac{3}{16}$ ")
270329 (6 $\frac{5}{8}$ ")
270346 (6 $\frac{3}{16}$ ")



256762

SUNDRY PARTS SETS



271731




761648



TYPICAL ARMATURE

BAND COVERS



238781



270294



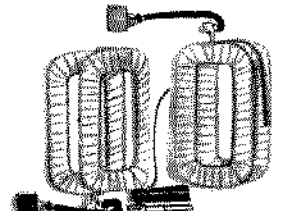
270538



271276



271578



TYPICAL FIELD COILS

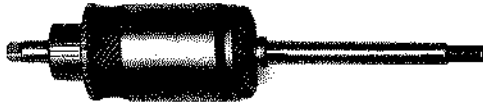
For detailed spare parts, see pages P12-P20.



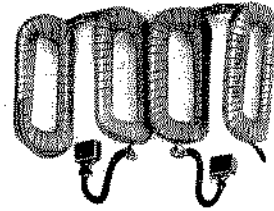
STARTING MOTORS

M418 MODELS

TYPICAL ARMATURE



TYPICAL FIELD COILS



BRACKET/FRAME
Commutator
End



255049



255478



256748



255519

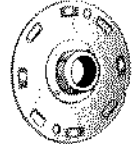
BRACKET/FRAME
Intermediate



255886

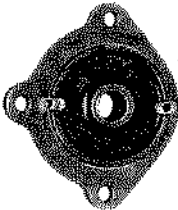


255945




256498
256502 (Smaller
bearing hole)

BRACKET/FRAME (Drive End)



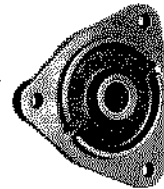
255052



255073



255107

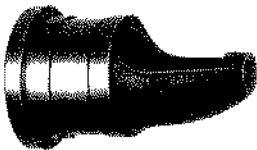


255670

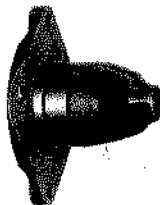


256495

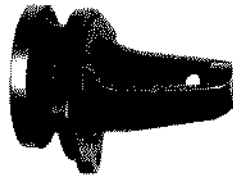
BRACKETS, FIXING (Outboard)



255055




255060



255111
255191
255621




255673



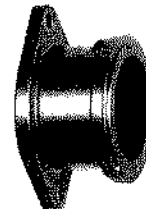
255828
256000
256462



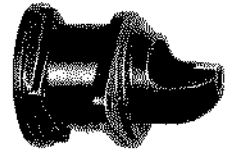
256133



256445



256476



256550


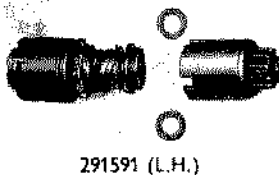
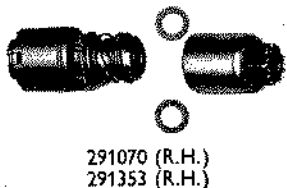
For detailed spare parts, see pages P12-P20.

STARTING MOTORS

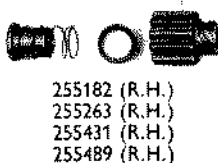
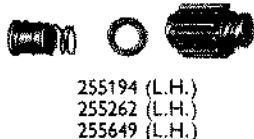



M418 MODELS

DRIVES (Complete)



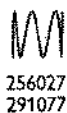
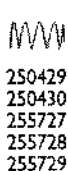
PINION AND SLEEVES



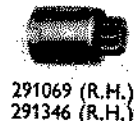
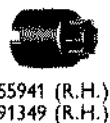
SLEEVE AND RUBBER ASSEMBLIES



SPRINGS, PINION RETAINING



PINION AND BARRELS



NUTS AND BEARING COLLARS



255518 (Thinner
270208 Flange)



CAPS, SHAFT



BOLT, THROUGH

203239 (7 3/8")
255459 (6 7/8")
256009 (6 1/2")
270131 (7 3/4")

SPRINGS SET, (Brush)



BAND COVER



SUNDRY PARTS SET



CONTACT SET



SWITCH



For detailed spare parts, see pages P12-P20.



STARTING MOTORS

DETAILED SPARE PARTS

Part No.	*25000A/D	*25001A/B	25006A/D	25007A/B	25008A	25012A/D	25013A/B	25014A
Model	M35G	M35G	M35G	M35G	M35G	M35G	M35G	M35G
Type	BS49-0	AA68-0	WG1-0	RX	RX	AJ33-0	BN175-0	P69
Voltage	12	6	12	12	6	12	12	12
Rotation	Clock	Clock	Clock	Clock	Clock	Anti-clock	Clock	Clock
Earth or Insulated Return	E.R.	E.R.	E.R.	E.R.	E.R.	E.R.	E.R.	E.R.
Finish	Standard	Standard	Standard	Standard	Standard	Standard	Standard	Standard
(1) Cover band assembly	250613	250322	250322	250322	250322	250322	250322	250322
(2) Cap, shaft	255780	255780	255780	255780	255780	255780	255780	250599
(3) Brushes, set	255659	255659	255659	255659	255659	255659	255659	255659
(4) Bracket or frame, commutator end	250291	250291	250291	250291	250291	250291	250291	250552
(5) Bushing, bearing	250626	250626	250626	250626	250626	250626	250626	250626
(6) Contact set	255912	255912	255912	255912	255912	255912	255912	---
(7) Springs, set, brush tension	270004	270004	270004	270004	270004	270004	270004	270004
(8) Nut, shaft or bearing collar	250889	250889	---	250889	250889	250889	250889	---
(9) Spring, main	250652	250404	---	250652	250652	250404	250404	---
(10) Pinion and sleeve or pinion and barrel	250196	250698	291069	250116	250116	250849	250698	291069
(11) Spring, pinion retaining	250430	250691	291077	250430	250430	250848	250691	291077
(12) Drive assembly	---	---	291070	---	---	---	---	291070
(13) Sleeve and rubber assembly	---	---	291059	---	---	---	---	291059
(14) Nut, location	---	---	291042	---	---	---	---	291042
(15) Bracket or frame, drive end	250292	250412	251189	250292	250292	250412	250412	251054
(16) Bushing, bearing	250678	250678	270883	250678	250678	250678	250678	270883
(17) Bracket or frame, intermediate	---	---	250550	---	---	---	---	250550
(18) Bushing, intermediate bracket	---	---	250528	---	---	---	---	250528
(19) Armature assembly	250248	250702	250549	250248	250276	250851	250851	250549
(20) Field coils	250868	250462	250868	250868	250462	251046	250868	250974
(21) Bolt, through fixing	228335	228335	228335	228335	228335	228335	228335	228335
(22) Sundry parts, set	256762	256762	256762	256762	256762	256762	256762	256762
(23) Switch, starter	---	---	---	---	---	---	---	---

Part No.	25031A/D	25032A	25034A/B	25037A	25043A	25047A	25502A	*25506A
Model	M35G-1	M35G	M35G-1	M35G-1	M35EL	M35G-1	M418G	M418G
Type	AJ30	L2-0	V154	ZZ	AD6-0	D15	CJ24	GC30
Voltage	6	6	12	6	6	12	12	12
Rotation	Clock	Clock	Clock	Clock	Clock	Clock	Anti-clock	Clock
Earth or Insulated Return	E.R.	E.R.	E.R.	E.R.	E.R.	E.R.	E.R.	E.R.
Finish	Standard	Standard	Standard	Standard	Standard	Standard	Standard	Special
(1) Cover band assembly	250322	250322	250322	250322	250054	250322	255557	255557
(2) Cap, shaft	250599	255780	250599	250599	250314	250599	255780	255780
(3) Brushes, set	251108	255659	251108	251108	255659	251108	255659	255659
(4) Bracket or frame, commutator end	251104	250291	251104	251104	250290	251104	255478	255478
(5) Bushing, bearing	250626	250626	250626	250626	250626	250626	255491	255491
(6) Contact set	---	255912	---	---	---	---	255912	255912
(7) Springs, set, brush tension	251109	270004	251109	251109	270004	251109	270004	270004
(8) Nut, shaft or bearing collar	250889	250889	250889	250889	181300	250889	255837	255851
(9) Spring, main	250404	250404	250652	250404	250947	250652	270889	270889
(10) Pinion and sleeve or pinion and barrel	250698	250415	250196	250415	250307	250116	255649	255194
(11) Spring, pinion retaining	250691	250430	250430	250430	250391	250430	255728	255728
(12) Drive assembly	---	---	---	---	---	---	---	---
(13) Sleeve and rubber assembly	---	---	---	---	---	---	---	---
(14) Nut, location	---	---	---	---	---	---	---	---
(15) Bracket or frame, drive end	250412	250412	250412	250412	251380	250412	256133	255073
(16) Bushing, bearing	250678	250678	250678	250678	250641	250678	270883	270038
(17) Bracket or frame, intermediate	---	---	---	---	---	---	---	---
(18) Bushing, intermediate bracket	---	---	---	---	---	---	---	---
(19) Armature assembly	250702	250414	250248	250414	250508	251443	256132	255463
(20) Field coils	251271	250462	251089	251271	250470	251089	255626	255625
(21) Bolt, through fixing	228335	228335	228335	228335	250377	228335	256009	256009
(22) Sundry parts, set	256762	256762	256762	256762	256762	256762	256762	256762
(23) Switch, starter	---	---	---	---	76439A	---	---	---

For illustrations, see pages P7-P11.

* See Supersession Chart

STARTING MOTORS



DETAILED SPARE PARTS

25014B M35G-1 P69 12 Clock E.R. Standard	25014D/E M35G-1 P69 12 Clock E.R. Standard	*25015A/D M35G A166 12 Clock E.R. Standard	25016A M35G S79-0 12 Clock E.R. Standard	25017A M35G L-0 12 Clock E.R. Standard	25021A/F M35G-1 A166 12 Clock E.R. Standard	25022A/F M35G-1 L3-1 12 Clock E.R. Standard	*25024A M35G S88 12 Clock E.R. Standard	25025A/D M35G-1 AJ33 12 Anti-clock E.R. Standard	25026A/B M35G-1 WG3 12 Clock E.R. Standard
250322	250322	250322	250322	250322	250322	250322	250322	250322	250322 (1)
250599	250599	250599	255780	255780	250599	250599	250599	250599	250599 (2)
251108	251108	255659	255659	255659	251108	251108	255659	251108	251108 (3)
251104	251104	250552	250291	250291	251104	251104	250552	251185	251104 (4)
250626	250626	250626	250626	250626	250626	250626	250626	250626	250626 (5)
—	—	—	255912	255912	—	—	—	—	— (6)
251109	251109	270004	270004	270004	251109	251109	270004	251109	251109 (7)
—	—	—	250889	250889	—	250889	250889	250889	— (8)
—	—	270326	250652	250652	270326	250404	250404	250404	— (9)
291069	291069	291346	250607	250196	291346	250698	250698	250849	291069 (10)
291077	291077	256027	250430	250430	256027	250691	250691	250848	291077 (11)
291070	291070	—	—	—	—	—	—	—	291070 (12)
291059	291059	—	—	—	—	—	—	—	291059 (13)
291042	291042	256482	—	—	256482	—	—	—	291042 (14)
251054	251201	251006	250292	250292	251006	250412	250412	250412	251189 (15)
270883	256112	—	250678	250678	—	250678	250678	250678	270883 (16)
250550	250550	†251196	—	—	†251196	—	—	—	250550 (17)
250528	250528	‡256112	—	—	‡256112	—	—	—	250528 (18)
250549	251200	251060	250248	250248	251060	250851	250851	250851	250549 (19)
251089	251089	250974	250868	250868	251089	251089	250974	251178	251089 (20)
228336	228336	228335	228335	228335	228335	228335	228335	228335	228336 (21)
256762	256762	256762	256762	256762	256762	256762	256762	256762	256762 (22)
—	—	—	—	—	—	—	—	—	— (23)

*25511A/B M418G V140 12 Clock E.R. Standard	*25511D/E M418G V140 12 Clock E.R. Standard	25512A M418G AA75 12 Anti-clock E.R. Special	25512B M418G AA75 12 Anti-clock E.R. Standard	25513A/D M418G CJ29 12 Clock E.R. Standard	25514A M418G G76 12 Clock E.R. Standard	25514B/E M418G G76 12 Clock E.R. Standard	25515A M418G P54 6 Clock E.R. Standard	25515B/D M418G P54 6 Clock E.R. Standard	25516A/E M418G A151 12 Anti-clock E.R. Standard
255557	255557	255557	255557	255557	255557	255557	255557	255557	255557 (1)
255780	255780	255780	255780	—	255780	255854	255854	255854	255854 (2)
255659	255659	255659	255659	255659	255659	255659	255659	255659	255659 (3)
255478	255478	255478	255478	255478	255478	256748	256748	256748	256748 (4)
255491	255491	255491	255491	255491	255491	255491	255491	255491	255491 (5)
255912	255912	255912	255912	—	255912	—	—	—	— (6)
270004	270004	270004	270004	270004	270004	270004	270004	270004	270004 (7)
—	—	255851	255851	—	255837	255837	—	—	255837 (8)
270326	—	270889	270889	—	—	—	—	—	270889 (9)
291346	291349	255263	255263	291069	255672	255672	255941	255941	255093 (10)
256027	256027	255727	255727	291077	255727	255727	256027	256027	— (11)
—	291353	—	—	291070	—	—	—	—	— (12)
—	291585	—	—	291059	290081	290081	255810	255810	— (13)
255806	256482	—	—	291042	—	—	255806	256482	— (14)
§	256550	255073	255073	256445	255673	255673	256462	256462	255621 (15)
256112	256112	270038	270038	270883	270883	270883	256112	256112	270883 (16)
—	—	—	—	255945	255945	255945	—	—	255886 (17)
—	—	—	—	255853	255853	255853	—	—	255853 (18)
§	256892	255463	255463	256594	255863	255863	256490	256490	255620 (19)
255625	255625	255626	255626	256578	255625	256578	255858	255858	256051 (20)
255459	255459	256009	256009	270131	270131	255459	255459	270131	255459 (21)
256762	256762	256762	256762	256762	256762	256762	256762	256762	256762 (22)
—	—	—	—	—	—	—	—	—	— (23)

For illustrations, see pages P7-P11.

* See Supersession Chart

† Bracket, testing

‡ Bearing, testing bracket

§ Order Armature 256892, Drive 291353 and Bracket 256550

continued



STARTING MOTORS

DETAILED SPARE PARTS

Part No.	25518A/E	25521A	25521B/D	*25522A/B	*25523A	*25523B/D	*25524A	25526A/J
Model	M418G	M418G	M418G	M418G	M418G	M418G	M418G	M418G
Type	AA80	L3	L3	BN188	L4	L4	FA68	V140-1
Voltage	12	12	12	12	12	12	12	12
Rotation	Clock	Clock	Clock	Clock	Clock	Clock	Clock	Clock
Earth or Insulated Return	E.R.	E.R.	E.R.	E.R.	E.R.	E.R.	E.R.	E.R.
Finish	Standard	Standard	Standard	Standard	Special	Standard	Standard	Standard
(1) Cover band assembly	255557	255557	255557	255557	255557	255557	255557	255557
(2) Cap, shaft	—	255854	255854	255854	255854	255854	255780	255854
(3) Brushes, set	255659	255659	255659	255659	255659	255659	255659	255659
(4) Bracket or frame, commutator end	256748	255478	256748	256748	256748	256748	255478	256748
(5) Bushing, bearing	255491	255491	255491	255491	255491	255491	255491	255491
(6) Contact set	—	255912	—	—	—	—	255912	—
(7) Springs, set, brush tension	270004	270004	270004	270004	270004	270004	270004	270004
(8) Nut, shaft or bearing collar	—	255851	255851	255851	255851	255851	255851	—
(9) Spring, main	—	270889	270889	270889	270889	270889	270889	—
(10) Pinion and sleeve or pinion and barrel	291349	255649	255649	255649	255649	255649	255194	291349
(11) Spring, pinion retaining	256027	255728	255728	255728	255728	255728	255728	256027
(12) Drive assembly	291353	—	—	—	—	—	—	291353
(13) Sleeve and rubber assembly	291585	—	—	—	—	—	—	291585
(14) Nut, location	256482	—	—	—	—	—	—	256482
(15) Bracket or frame, drive end	256476	—	—	—	255073	255073	255073	256550
(16) Bushing, bearing	—	—	—	—	270038	270038	270038	256112
(17) Bracket or frame, intermediate	†251196	256495	256495	255073	—	—	—	—
(18) Bushing, intermediate bracket	‡256112	270038	270038	270038	—	—	—	—
(19) Armature assembly	256575	255463	255463	255463	255463	255463	255463	256892
(20) Field coils	256578	255625	255625	256578	256578	256578	255625	256578
(21) Bolt, through fixing	256009	256009	255459	255459	256009	256009	256009	255459
(22) Sundry parts, set	256762	256762	256762	256762	256762	256762	256762	256762
(23) Switch, starter	—	—	—	—	—	—	—	—

Part No.	26023A/E	26025A/E	26025F/H	26026A/B	26032A	26032B	26033A/B	*26035A
Model	M45G	M45G	M45G	M45G	M45G	M45G	M45G	M45G
Type	N7	GF19	GF19	T65-0	GC44	GC44	N15-0	DC94
Voltage	12	12	12	12	12	12	12	12
Rotation	Clock	Clock	Clock	Clock	Clock	Clock	Clock	Clock
Earth or Insulated Return	E.R.	E.R.	E.R.	E.R.	E.R.	E.R.	E.R.	E.R.
Finish	Special	Standard	Standard	Standard	Special	Special	Special	Standard
(1) Cover band assembly	271276	270294	270294	270294	271578	270294	271276	270294
(2) Cap, shaft	—	255780	255780	255780	255854	255854	—	255780
(3) Brushes, set	271050	255659	255659	255659	255659	255659	271050	255659
(4) Bracket or frame, commutator end	271048	271552	271552	271552	271305	271305	271048	271552
(5) Bushing, bearing	189295	255491	255491	255491	255491	255491	189295	255491
(6) Contact set	—	255912	255912	255912	—	—	—	255912
(7) Springs, set, brush tension	271051	270004	270004	270004	270004	270004	271051	270004
(8) Nut, shaft or bearing collar	178920	—	—	—	255851	255851	178920	—
(9) Spring, main	—	—	—	—	270889	270889	—	291043
(10) Pinion and sleeve or pinion and barrel	—	291384	291384	291101	255649	255649	—	291101
(11) Spring, pinion retaining	—	256027	256027	291081	255728	255728	—	291541
(12) Drive assembly	—	§	291358	291105	—	—	—	291380
(13) Sleeve and rubber assembly	—	291585	291585	291059	—	—	—	—
(14) Nut, location	—	256482	256482	291042	—	—	—	291042
(15) Bracket or frame, drive end	271047	271325	271325	270258	270370	270370	271047	270258
(16) Bushing, bearing	189308	256112	256112	270038	270038	270038	189308	270038
(17) Bracket or frame, intermediate	—	—	—	—	—	—	—	—
(18) Bushing, intermediate bracket	—	—	—	—	—	—	—	—
(19) Armature assembly	270931	§	271402	270532	270482	270482	270931	270532
(20) Field coils	271149	270214	270214	270214	271306	271306	270214	270214
(21) Bolt, through fixing	255459	255459	255459	255459	255459	255459	255459	255459
(22) Sundry parts, set	256762	256762	256762	256762	256762	256762	256762	256762
(23) Switch, starter	—	—	—	—	—	—	—	—

For illustrations, see pages P7-P11.

* See Supersession Chart

† Bracket, testing

‡ Bushing, testing bracket

§ Use Armature 271402 and Drive 291358

STARTING MOTORS



DETAILED SPARE PARTS

25529A/D M418G L6 12 Clock E.R. Standard	25531A/D M418G CJ26 12 Anti-clock E.R. Standard	*25532A/B M418G D8 12 Clock E.R. Standard	25533A/B M418G FA64 12 Clock E.R. Standard	25535A M418G L-0 12 Clock E.R. Standard	25536A M418G AJ19-0 6 Anti-clock E.R. Standard	25541A/D M418G V164 12 Clock E.R. Standard	*26007A M45G CA16 12 Clock E.R. Standard	26008A/B M45G L3-0 12 Clock E.R. Standard	26009A M45G CW1-0 6 Clock E.R. Standard
255557	255557	255557	255557	255557	255557	255557	270294	270294	270538 (1)
255854	255854	255854	255854	255780	255854	255854	255780	255780	— (2)
255659	255659	255659	255659	255659	255659	255659	255659	255659	255659 (3)
256748	256748	256748	256748	255478	256748	256748	271552	271552	271293 (4)
255491	255491	255491	255491	255491	255491	255491	255491	255491	270330 (5)
—	—	—	—	255912	—	—	255912	255912	— (6)
270004	270004	270004	270004	270004	270004	270004	270004	270004	270004 (7)
—	255837	255837	255851	255851	255837	—	255837	255851	181300 (8)
291043	270889	270889	270889	270889	250652	—	270889	270889	270326 (9)
291101	255649	255182	255194	255649	255165	291562	263011	255194	270029 (10)
—	255728	255727	255728	255728	—	256027	—	255729	270078 (11)
291380	—	—	—	—	—	291591	—	—	— (12)
—	—	—	—	—	—	291585	—	—	— (13)
291042	—	—	—	—	—	256482	—	—	— (14)
256495	256133	255673	256495	255073	255191	256550	271279	271221	271294 (15)
270038	270883	270883	270038	270038	270883	256112	270883	270038	270017 (16)
—	—	255886	—	—	255886	—	270480	—	— (17)
—	—	255853	—	—	255853	—	255853	—	— (18)
256650	256132	255620	255463	255463	255867	256892	270406	270482	270335 (19)
256578	256652	256578	256578	255625	255473	256578	270214	270214	270340 (20)
255459	256009	270131	255459	256009	270131	270131	270131	255459	270329 (21)
256762	256762	256762	256762	256762	256762	256762	256762	256762	256762 (22)
—	—	—	—	—	—	—	—	—	— (23)

26038A M45G L5 12 Clock E.R. Standard	26040A M45G CA65 12 Clock E.R. Standard	26041A/B M45G L6 12 Clock E.R. Standard	26042A M45G GC47 12 Clock E.R. Standard	26042E M45G GC47 12 Clock E.R. Standard	26043A M45G L7 12 Clock E.R. Standard	26045A M45G AE7 12 Clock E.R. Standard	26045B M45G AE7 12 Clock E.R. Standard	26050A M45G GF20 12 Clock E.R. Standard	26054A M45G P23-0 12 Clock E.R. Standard
270294	270294	270294	271578	270294	270294	270294	270294	270294	270294 (1)
255854	255854	255854	255780	255854	255854	255854	255854	255854	255780 (2)
255659	255659	255659	255659	255659	255659	255659	255659	255659	255659 (3)
271305	271305	271305	271552	271305	271305	271305	271305	271305	271552 (4)
255491	255491	255491	255491	255491	255491	255491	255491	255491	255491 (5)
—	—	—	255912	—	—	—	—	—	255912 (6)
270004	270004	270004	270004	270004	270004	270004	270004	270004	270004 (7)
255851	255837	291042	—	—	255851	—	—	—	255837 (8)
270889	270889	291043	—	—	270889	—	291043	291448	270889 (9)
255194	263011	291101	291101	291101	255649	291101	291101	291426	255263 (10)
255728	—	291541	291081	291081	255728	291081	291541	291550	255727 (11)
—	—	291380	291105	291105	—	291105	291380	291457	— (12)
—	—	—	291059	291059	—	291059	—	—	— (13)
—	—	291042	291042	291042	—	291042	291042	291042	— (14)
270258	271279	270258	271458	271458	270258	271221	271221	271497	270207 (15)
270038	270883	270038	270038	270038	270038	270038	270038	256112	270883 (16)
—	270480	—	—	—	—	—	—	—	270480 (17)
—	255853	—	—	—	—	—	—	—	255853 (18)
270482	270406	270532	270532	270532	270482	270532	270532	271528	270406 (19)
271306	271306	271306	270214	271306	271306	271306	271306	271306	270214 (20)
255459	270131	255459	255459	255459	255459	255459	255459	255459	255459 (21)
256762	256762	256762	256762	256762	256762	256762	256762	256762	256762 (22)
—	—	—	—	—	—	—	—	—	— (23)

For illustrations, see pages P7-P11.



STARTING MOTORS

DETAILED SPARE PARTS

Part No.	26055A	*26057A	26060A	26061A	26062A	26066A	26075A	26077A
Model	M45G	M45G	M45G	M45G	M45G	M45G	M45G	M45G
Type	P29-0	L1-0	CW24-0	YW5	GC49	FA81	XW8	DC
Voltage	6	12	12	12	12	12	12	12
Rotation	Clock	Clock	Clock	Clock	Clock	Clock	Clock	Clock
Earth or Insulated Return	E.R.	E.R.	E.R.	E.R.	E.R.	I.R.	E.R.	E.R.
Finish	Standard	Standard	Standard	Standard	Standard	Standard	Standard	Standard
(1) Cover band assembly	270294	270294	270538	270294	270294	238781	270294	270294
(2) Cap, shaft	255780	255780	—	255854	255854	255854	255854	255780
(3) Brushes, set	255659	255659	255659	255659	255659	271365	255659	255659
(4) Bracket or frame, commutator end	271552	271552	270562	271305	271305	271420	271639	271552
(5) Bushing, bearing	255491	255491	270330	255491	255491	255491	255491	255491
(6) Contact set	255912	255912	—	—	—	—	—	255912
(7) Springs, set, brush tension	270004	270004	270004	270004	270004	270004	270004	270004
(8) Nut, shaft or bearing collar	255837	255851	—	255837	—	255851	† 290003	—
(9) Spring, main	270889	270889	291043	270889	291043	270889	‡ 290004	291448
(10) Pinion and sleeve or pinion and barrel	255263	255194	291050	255182	291101	255194	290067	291104
(11) Spring, pinion retaining	255727	255728	291541	255727	291541	255728	—	291550
(12) Drive assembly	—	—	291089	—	291380	—	290239	291551
(13) Sleeve and rubber assembly	—	—	—	—	—	—	§ 290056	—
(14) Nut, location	—	—	291042	—	291042	—	—	291042
(15) Bracket or frame, drive end	270207	270258	270520	271197	271458	270258	271746	271774
(16) Bushing, bearing	270883	270038	270882	270883	270038	270038	270017	270883
(17) Bracket or frame, intermediate	270480	—	—	270480	—	—	—	270480
(18) Bushing, intermediate bracket	255853	—	—	255853	—	—	—	255853
(19) Armature assembly	270387	270482	270470	270406	270532	270482	270293	271780
(20) Field coils	270362	270214	270643	271306	271306	271306	271306	270214
(21) Bolt, through fixing	270131	255459	270346	270131	255459	255459	270287	270131
(22) Sundry parts, set	256762	256762	256762	256762	256762	256762	256762	256762
(23) Switch, starter	—	—	—	—	—	—	—	—

Part No.	*250405	*250491	*250498	250542	*250554	*250556	250557	*250603
Model	M35G	M35G	M35EL	M35G	M35G	M35G	M35G	M35G
Type	L2-0	L1-0	AD6-0	P32-0	BP69-0	BS29-0	BN107	S65-0
Voltage	6	12	12	12	6	12	6	12
Rotation	Clock	Clock	Clock	Clock	Clock	Clock	Clock	Clock
Earth or Insulated Return	E.R.	E.R.	E.R.	E.R.	E.R.	E.R.	E.R.	E.R.
Finish	Standard	Special	Standard	Standard	Standard	Standard	Standard	Standard
(1) Cover band assembly	250322	250322	250054	250322	250322	250322	250322	250322
(2) Cap, shaft	255780	—	250314	250599	250599	250599	255780	255780
(3) Brushes, set	255659	255659	255659	255659	255659	255659	255659	255659
(4) Bracket or frame, commutator end	250291	250291	250290	250552	250552	250290	250291	250291
(5) Bushing, bearing	250626	250626	250626	250626	250626	250626	250626	250626
(6) Contact set	255912	255912	—	—	—	—	255912	255912
(7) Springs, set, brush tension	270004	270004	270004	270004	270004	270004	270004	270004
(8) Nut, shaft or bearing collar	250889	250889	181300	—	250889	250889	250889	250889
(9) Spring, main	250404	250652	250947	—	250652	250652	250593	250652
(10) Pinion and sleeve or pinion and barrel	250415	250196	250307	291069	250196	250196	250059	250607
(11) Spring, pinion retaining	250430	250430	250391	291077	250430	250430	251468	250430
(12) Drive assembly	—	—	—	291070	—	—	—	—
(13) Sleeve and rubber assembly	—	—	—	291059	—	—	—	—
(14) Nut, location	—	—	—	291042	—	—	—	—
(15) Bracket or frame, drive end	250412	250292	251380	250551	250195	250561	250564	250292
(16) Bushing, bearing	250678	250678	250641	270883	250678	250678	250678	250678
(17) Bracket or frame, intermediate	—	—	—	250550	—	—	—	—
(18) Bushing, intermediate bracket	—	—	—	250528	—	—	—	—
(19) Armature assembly	250414	250248	250508	250549	250276	250248	250571	250248
(20) Field coils	250462	250868	250470	250974	250619	250598	250462	250868
(21) Bolt, through fixing	228335	228335	250377	228335	228335	228335	228335	228335
(22) Sundry parts, set	256762	256762	256762	256762	256762	256762	256762	256762
(23) Switch, starter	—	—	76439A	—	76439A	*760080	—	—

For illustrations, see pages P7-P11.

* See Supersession Chart

† Screw, shaft spring

‡ Screw, head spring

§ Male clutch

|| For details see page P3

STARTING MOTORS



DETAILED SPARE PARTS

*26085A M45G GC49-1 12 Clock E.R. Standard	26086A M45G T92 12 Clock E.R. Standard	26094A M45G T95 12 Clock E.R. Standard	26095A M45G N34 12 Clock E.R. Special	26097A M45G GC49-2 12 Clock E.R. Standard	*250021 M35A BN11 6 Clock E.R. Standard	*250029 M35A AJ2-0 12 Anti-clock E.R. Standard	*250231 M35G L-0 12 Clock E.R. Standard	*250345 M35A BP45-0 6 Clock E.R. Standard	*250381 M35A AC19 12 Anti-clock E.R. Standard
270294	270294	270294	271276	270294	250322	250054	250322	250054	250322 (1)
255854	255854	255854	—	255854	—	—	255780	—	— (2)
255659	255659	255659	271050	255659	250055	250055	255659	250055	250055 (3)
271305	271305	271305	271048	271305	—	—	250291	—	— (4)
255491	255491	255491	189295	255491	250626	250626	250626	250626	250626 (5)
—	—	—	—	—	—	—	255912	—	— (6)
270004	270004	270004	271051	270004	250056	250088	270004	250056	250056 (7)
—	—	—	—	—	181300	—	250889	250889	— (8)
291448	291448	291043	—	291448	250593	250652	250652	250652	250652 (9)
291104	291104	291573	—	291104	250059	250135	250196	250116	250196 (10)
291550	291550	291541	—	291550	251468	250095	250430	250430	— (11)
291551	291551	291574	—	291551	—	—	—	—	— (12)
—	—	—	—	—	—	—	—	—	— (13)
291042	291042	291042	—	291042	—	—	—	—	— (14)
271939	271774	270258	271928	271939	250039	—	250292	250195	— (15)
256112	270883	270038	189308	256112	—	270883	250678	—	— (16)
270480	270480	—	—	270480	—	250944	—	—	— (17)
255853	255853	—	—	255853	—	—	—	—	— (18)
271780	271780	270532	270931	271780	250044	250084	250248	250042	250516 (19)
271306	271306	271306	270214	271306	250035	250036	250868	250035	250036 (20)
270131	270131	255459	255459	270131	228335	228336	228335	228335	228335 (21)
256762	256762	256762	256762	256762	256762	256762	256762	256762	256762 (22)
—	—	—	—	—	76439A	—	—	76439A	*760039 (23)

*250612 M35G AJ26-0 12 Anti-clock E.R. Standard	*255145 M418A-3 BN20-0 12 Anti-clock E.R. Standard	*255149 M418A-3 AJ-1 6 Anti-clock E.R. Standard	*255230 M418A-3 G-1 12 Clock E.R. Standard	*255234 M418A-3 M7-0 12 Clock E.R. Standard	*255273 M418A-3 CJ7-1 12 Anti-clock E.R. Standard	*255368 M418A-3 BS13-0 12 Clock E.R. Standard	255376 M418G BN65-0 12 Clock E.R. Standard	*255378 M418G L-0 12 Clock E.R. Standard	255379 M418G L-0 6 Clock E.R. Standard
250322	255557	255557	255557	255557	255557	255557	255557	255557	255557 (1)
255780	255884	255884	255884	255884	255884	255884	255780	255780	255780 (2)
255659	255240	255239	255240	255240	255240	255240	255659	255659	255659 (3)
250291	255050	255050	255049	255049	255050	255049	255478	255478	255478 (4)
250626	256112	256112	256112	256112	256112	256112	255491	255491	255491 (5)
255912	—	—	—	—	—	—	255912	255912	255912 (6)
270004	255112	255112	255112	255112	255112	255112	270004	270004	270004 (7)
250889	—	270208	291113	—	270208	—	255837	255851	255851 (8)
250652	290157	250652	270889	290147	270889	290234	250652	270889	270889 (9)
255544	290229	255165	255182	290177	255262	290187	255489	255649	255649 (10)
250429	—	—	255727	—	255728	—	250429	255728	255728 (11)
—	290218	—	—	290194	—	290193	—	—	— (12)
—	—	—	—	—	—	—	—	—	— (13)
—	—	—	—	—	—	—	—	—	— (14)
250292	255111	255191	255055	—	256133	—	255480	255073	255073 (15)
250678	256112	270883	270883	256113	270883	270883	270883	270038	270038 (16)
—	256502	256498	255519	—	—	256498	255886	—	— (17)
—	256112	270883	—	—	—	270883	255853	—	— (18)
250248	255798	255200	255796	—	255259	255315	255840	255463	255465 (19)
251046	255066	—	255047	255047	255066	255047	255625	255625	255646 (20)
228335	255459	255459	255459	256009	256009	255459	255459	256009	256009 (21)
256762	256762	256762	256762	256762	256762	256762	256762	256762	256762 (22)
—	*760039	—	—	*760039	76439A	*760039	—	—	— (23)

For illustrations, see pages P7-P11.



STARTING MOTORS

DETAILED SPARE PARTS

Part No.	*255546	*255651	*255666	255667	255684	*255721	*255722	*255762
Model	M418AL-1	M418A-3	M418G	M418G	M418G	M418G	M418AL-1	M418A-3
Type	V51-0	AA99-0	G-0	DA21-0	BN64-0	L1-0	V63	RB
Voltage	12	12	12	12	12	12	12	12
Rotation	Clock	Anti-clock	Clock	Clock	Clock	Clock	Clock	Clock
Earth or Insulated Return	E.R.	E.R.	E.R.	E.R.	E.R.	E.R.	E.R.	E.R.
Finish	Special	Standard	Special	Standard	Standard	Special	Standard	Standard
(1) Cover band assembly	255557	255557	255557	255557	255557	255557	255557	255557
(2) Cap, shaft	255884	255884	255780	—	255780	255780	255884	255884
(3) Brushes, set	255240	255240	255659	255659	255659	255659	255240	255240
(4) Bracket or frame, commutator end	255049	255050	255478	255478	255478	255478	255049	255049
(5) Bushing, bearing	256112	256112	255491	255491	255491	255491	256112	256112
(6) Contact set	—	—	255912	255912	255912	255912	—	—
(7) Springs, set, brush tension	255112	255112	270004	270004	270004	270004	255112	255112
(8) Nut, shaft or bearing collar	255851	270208	255837	255851	255518	255851	255851	250889
(9) Spring, main	270889	270889	—	270889	255484	270889	270889	250652
(10) Pinion and sleeve or pinion and barrel	255194	255093	255672	255649	255431	255649	255649	250116
(11) Spring, pinion retaining	255728	—	255727	255728	255729	255728	255728	250430
(12) Drive assembly	—	—	—	—	—	—	—	—
(13) Sleeve and rubber assembly	—	—	290081	—	—	—	—	—
(14) Nut, location	—	—	—	—	—	—	—	—
(15) Bracket or frame, drive end	255052	255653	255673	255670	255060	255073	255052	255107
(16) Bushing, bearing	256113	—	270883	270038	270883	270038	256113	256113
(17) Bracket or frame, intermediate	—	255519	255945	—	—	—	—	—
(18) Bushing, intermediate bracket	—	—	255853	—	—	—	—	—
(19) Armature assembly	255069	—	255863	255463	255687	255463	255069	—
(20) Field coils	255068	255066	255625	255625	255625	255625	255068	255047
(21) Bolt, through fixing	203239	255459	255459	256009	256009	256009	203239	256009
(22) Sundry parts, set	256762	256762	256762	256762	256762	256762	256762	256762
(23) Switch, starter	*760039	76439A	—	—	—	—	*760039	—

Part No.	*256011	*256044	*260153	*260154	*263058	*263080	*263087	*263101
Model	M418G	M418G	M45A	M45A-3	M45AL-3	M45AL-3	M45AL-3	M45AL-3
Type	D7-0	A119-0	CC9-2	T31	S3-5	A93-0	T22-0	AL3-1
Voltage	12	12	12	12	12	12	12	12
Rotation	Clock	Anti-clock	Clock	Anti-clock	Anti-clock	Clock	Anti-clock	Clock
Earth or Insulated Return	E.R.	E.R.	E.R.	E.R.	E.R.	E.R.	E.R.	I.R.
Finish	Standard	Standard	Special	Standard	Standard	Standard	Standard	Standard
(1) Cover band assembly	255557	255557	238781	238781	238781	238781	238781	238781
(2) Cap, shaft	255780	255854	263158	263158	263158	263158	263158	263158
(3) Brushes, set	255659	255659	260072	260072	255659	255659	255659	260072
(4) Bracket or frame, commutator end	255478	256748	263013	263032	263032	263013	263032	—
(5) Bushing, bearing	255491	255491	270883	270883	270883	270883	270883	270883
(6) Contact set	255912	—	—	—	—	—	—	—
(7) Springs, set, brush tension	270004	270004	—	—	—	—	—	—
(8) Nut, shaft or bearing collar	255837	255837	—	—	270208	255851	270208	270208
(9) Spring, main	270889	270889	290147	270889	270889	270889	270889	270889
(10) Pinion and sleeve or pinion and barrel	255182	255093	290177	255194	255194	255194	255194	263011
(11) Spring, pinion retaining	255727	—	† 290171	255728	255728	255728	255728	—
(12) Drive assembly	—	—	290194	—	—	—	—	—
(13) Sleeve and rubber assembly	—	—	‡ 290060	—	—	—	—	—
(14) Nut, location	—	—	§ 290055	—	—	—	—	—
(15) Bracket or frame, drive end	255673	255621	—	—	—	—	—	—
(16) Bushing, bearing	270883	270883	256113	270883	270883	256113	270883	270883
(17) Bracket or frame, intermediate	255886	255886	—	260175	260175	—	260175	260175
(18) Bushing, intermediate bracket	255853	255853	—	—	—	—	—	—
(19) Armature assembly	255620	255620	—	260004	263010	263038	263010	263052
(20) Field coils	255625	256051	260005	260005	263021	263021	263021	263021
(21) Bolt, through fixing	255459	255459	270131	—	230118	230118	230118	230118
(22) Sundry parts, set	256762	256762	256762	256762	256762	256762	256762	256762
(23) Switch, starter	—	—	—	—	—	76439A	*760039	76439A

For illustrations, see pages P7-P11.

* See Supersession Chart

† Sleeve and Clutch

‡ Clutch, female

§ Clutch, male

|| For details see page P3

STARTING MOTORS



DETAILED SPARE PARTS

*255771 M418G BU-0 12 Clock E.R. Standard	*255857 M418G AA49 12 Anti-Clock E.R. Special	*255890 M418A DA28 12 Clock E.R. Special	*255901 M418G AJ19-0 6 Anti-clock E.R. Standard	*255942 M418G P27-3 6 Clock E.R. Standard	*255972 M418G DA29 12 Anti-clock E.R. Standard	*255973 M418G DA30-0 12 Anti-clock E.R. Standard	*255986 M18G GC24 12 Clock E.R. Standard	*255988 M418G DA27 12 Clock E.R. Standard	*255998 M418G P27-4 6 Clock E.R. Standard
255557	255557	255557	255557	255557	255557	255557	255557	255557	255557 (1)
255780	255780	255884	255854	255854	255780	255780	255780	255854	255854 (2)
255659	255659	255240	255659	255659	255659	255659	255659	255659	255659 (3)
255478	255478	255049	256748	256748	255478	255478	255478	256748	256748 (4)
255491	255491	256112	255491	255491	255491	255491	255491	255491	255491 (5)
255912	255912	—	—	—	255912	255912	255912	—	— (6)
270004	270004	255112	270004	270004	270004	270004	270004	270004	270004 (7)
—	255851	255851	255837	—	255851	255837	255851	255851	— (8)
290234	270889	270889	250652	—	270889	270889	270889	270889	— (9)
290200	255263	255194	255165	255941	255263	255093	255649	255649	255941 (10)
—	255727	255728	—	256027	255727	—	255728	255728	256027 (11)
290149	—	—	—	—	—	—	—	—	— (12)
—	—	—	—	255810	—	—	—	—	255810 (13)
—	—	—	—	255806	—	—	—	—	255806 (14)
255390	255073	255892	255191	255828	255073	255621	255073	255670	256000 (15)
256112	270038	256113	270883	256112	270038	270883	270038	270038	256112 (16)
255886	—	—	255886	—	—	255886	—	—	— (17)
255853	—	—	255853	—	—	255853	—	—	— (18)
255788	255463	—	255867	256490	255463	255620	255463	255463	256490 (19)
255625	255626	255047	255473	255858	255626	255626	255625	256010	255858 (20)
255459	256009	256009	270131	270131	256009	256009	256009	256009	270131 (21)
256762	256762	256762	256762	256762	256762	256762	256762	256762	256762 (22)
—	—	76439A	—	—	—	—	—	—	— (23)

*263130 M45AL-3 T32 12 Anti-clock E.R. Standard	*263131 M45AL-3 AL1-2 12 Clock E.R. Standard	*265051 M45D-3 GF1-1 12 Clock E.R. Standard	*270063 M45G L1-0 12 Clock E.R. Special	*270064 M45G P23 12 Clock E.R. Standard	*270243 M45G G26-0 12 Clock E.R. Special	*270244 M45G L1-0 12 Clock E.R. Standard	270298 M45G BU-0 12 Clock E.R. Special	*270299 M45G L2 12 Clock E.R. Special	*270301 M45G CW1 6 Clock E.R. Standard
238781	—	238781	271578	270294	271578	270294	271578	271578	270538 (1)
263158	263158	—	255780	255780	255780	255780	255780	255780	— (2)
255659	255659	265062	255659	255659	255659	255659	255659	255659	255659 (3)
263032	263013	—	271552	271552	271552	271552	271552	271552	271293 (4)
270883	270883	270883	255491	255491	255491	255491	255491	255491	270330 (5)
—	—	—	255912	255912	255912	255912	255912	255912	— (6)
—	—	265063	270004	270004	270004	270004	270004	270004	270004 (7)
270208	270208	—	255837	255837	255837	255851	255837	255851	181300 (8)
270889	270889	291011	270889	270889	—	270889	250652	270889	270326 (9)
255194	263011	—	255182	255263	255672	255194	255489	255194	270029 (10)
255728	—	—	255727	255727	255727	255728	250429	255728	270078 (11)
—	—	291016	—	—	—	—	—	—	— (12)
—	—	—	—	—	290081	—	—	—	— (13)
—	—	—	—	—	—	—	—	—	— (14)
—	—	265049	270267	270207	—	270258	—	270258	270321 (15)
270883	270883	256112	270883	270883	270883	270038	270883	270038	270017 (16)
260175	260175	—	270480	270480	270486	—	270480	—	— (17)
—	—	—	255853	255853	255853	—	255853	—	— (18)
263010	263052	—	270406	270406	—	270482	270320	270482	270335 (19)
263021	263021	265021	270214	270214	270214	270214	270214	270214	270340 (20)
230118	230118	256009	270131	255459	270131	255459	270131	255459	270329 (21)
256762	256762	256762	256762	256762	256762	256762	256762	256762	256762 (22)
—	—	76439A	—	—	—	—	—	—	— (23)

For illustrations, see pages P7-P11.



STARTING MOTORS

DETAILED SPARE PARTS

Part No.	270367	*270383	*270401	270431	270468	*270490	*270545	*270547
Model	M45G	M45G	M45G	M45G	M45G	M45G	M45G	M45G
Type	DC20	P29-0	GC20-0	OM2	FA2	T-0	BN117	DC36-0
Voltage	6	6	12	12	12	12	12	12
Rotation	Clock	Clock	Clock	Clock	Clock	Clock	Clock	Clock
Earth or Insulated Return	E.R.	E.R.	E.R.	E.R.	E.R.	E.R.	I.R.	I.R.
Finish	Standard	Standard	Special	Standard	Standard	Standard	Standard	Standard
Cover band assembly	270294	270294	271578	270294	270294	270294	238781	238781
Cap, shaft	255780	255780	255780	255780	255780	255780	255780	255780
Brushes, set	255659	255659	255659	255659	255659	255659	271365	271365
Bracket or frame, commutator end	271552	271552	271552	271552	271552	271552	271195	271195
Bushing, bearing	255491	255491	255491	255491	255491	255491	255491	255491
Contact set	255912	255912	255912	255912	255912	255912	255912	255912
Springs, set, brush tension	270004	270004	270004	270004	270004	270004	270004	270004
Nut, shaft or bearing collar	255851	255837	255851	—	255851	—	255851	—
Spring, main	270889	270889	270889	291043	270889	—	270889	—
Pinion and sleeve or pinion and barrel	255649	255263	255649	291050	270472	291050	255194	291050
Spring, pinion retaining	255728	255727	255728	291541	—	291081	255728	291081
Drive assembly	—	—	—	291089	—	291105	—	291105
Sleeve and rubber assembly	—	—	—	—	—	291059	—	291059
Nut, location	—	—	—	291042	—	291042	—	291042
Bracket or frame, drive end	270258	270207	270370	—	270296	270258	270258	270258
Bushing, bearing	270038	270883	270038	270017	270038	270038	270038	270038
Bracket or frame, intermediate	—	270480	—	—	—	—	—	—
Bushing, intermediate bracket	—	255853	—	—	—	—	—	—
Armature assembly	270140	270387	270482	270440	270482	270532	270482	270532
Field coils	270362	270362	270214	270214	270214	270214	270214	270214
Bolt, through fixing	255459	270131	255459	270287	255459	255459	228335	255459
Sundry parts, set	256762	256762	256762	256762	256762	256762	256762	256762
Switch, starter	—	—	—	—	—	—	—	—

Part No.	*270548	*270554	*270557	PRE-ENGAGED STARTING MOTOR		
				Part No.	*26028A	26071A
Model	M45G	M45G	M45G	M45G-0	M45G	M45G
Type	BN124	AL10-0	CW24-0	T73-0	V156-1	V156-1
Voltage	12	12	12	12	12	12
Rotation	Clock	Clock	Clock	Clock	Clock	Clock
Earth or Insulated Return	E.R.	E.R.	E.R.	E.R.	E.R.	E.R.
Finish	Standard	Standard	Standard	Solenoid	Manual	Manual
Cover band assembly	270294	270294	270538			
Cap, shaft	255780	255780	—			
Brushes, set	255659	255659	255659	270538	271578	271578
Bracket or frame, commutator end	271552	271552	270562	255854	—	—
Bushing, bearing	255491	255491	270330	255659	271735	271735
Contact set	255912	255912	—			
Springs, set, brush tension	270004	270004	270004	271536	271614	271614
Nut, shaft or bearing collar	255851	255837	—	255491	255491	255491
Spring, main	270889	270889	291043	270004	270004	270004
Pinion and sleeve or pinion and barrel	255194	263011	291050	271153	271612	271612
Spring, pinion retaining	255728	—	291541	256112	271364	271364
Drive assembly	—	—	291089	271154	271610	271747
Sleeve and rubber assembly	—	—	—	—	271609	271733
Nut, location	—	—	—	271134	271600	271737
Bracket or frame, drive end	270258	270550	270520	271148	271826	271826
Bushing, bearing	270038	270883	270882	238521	238521	238521
Bracket or frame, intermediate	—	270480	—	761588	—	—
Bushing, intermediate bracket	—	255853	—	33085D	—	—
Armature assembly	270482	270406	270470	271731	271731	271731
Field coils	270214	270214	270643	761648	—	—
Bolt, through fixing	255459	270131	270346	—	291520	291520
Sundry parts, set	256763	256762	256762	—	291491	291491
Switch, starter	—	—	—	—	291506	291506
					291540	291540
					31077E	31077E

For illustrations, see pages P7-P11.

* See Supersession Chart



VEHICLE APPLICATION REFERENCE

- 25006D M35G**
A.F.N. 'Le Mans' and 'Mille Miglia' 1951-52.
Bristol All Models 1947-50.
- 25007B M35G**
Lanchester 10 1946-51.
- 25008A M35G**
Singer 9 Van 1939.
- 25012D M35G**
Jowett 'Javelin' 1948-49.
- 25013B M35G**
Austin A40 1948-49.
- 25014A M35G**
Bedford 10/12 cwt. 1948-52.
Vauxhall 'Velox' and 'Wyvern' 1948-52.
- 25016A M35G**
Commer 8 cwt. 1946-48.
Hillman 'Minx' 1940-48.
Standard 10 1940.
Sunbeam-Talbot 10 1939-47; '80' 1948-49.
- 25017A M35G**
Daimler 15 1939.
H.R.G. 9 and 12 1946-52.
Lanchester 14 1939.
Morgan 'Plus Four' 1939-50.
Singer 9 Roadster 1939-51; 10 and 12 1939-49.
Standard 9 1939-40; 10 1939.
Sunbeam-Talbot 10 1945-46.
- 25021F M35G-1**
Morris 'Oxford' 1948-54; Half Ton Van 1954;
'Cowley' Van and Pick-up Truck 1950-53.
Morris Commercial 'J' Van 1949-54.
Wolseley 'Four Fifty' 1949-53.
- 25022F M35G-1**
Allard '21C' 1953-54.
Austin A30 1952-54; A40 late 1949-54.
Bedford CA Van 1953-54.
Commer 8 cwt. 1949-52; Estate Car 1949; 'Express'
Delivery Van 1953-54.
Hillman 'Minx' 1948-54.
Jensen 'Jen-Tug' late 1952-54.
Jowett 'Bradford' Van 1951-54; De Luxe Van and
Utility 1951-52.
M.G. 1½ litre 1950-53; 'Magnetite' 1954; 'Midget'
1950-54.
Morris 'Minor' 1948-54; 'Oxford' Series II 1954;
Quarter Ton Van 1954.
Reliant 10 cwt. 3-wheeler 1951-54.
Singer 9 Roadster 1950-51; 4AC and 4AD 1952-54;
'SM1500' 1949-54.
Standard Eight and 10 1954.
Sunbeam-Talbot '80' 1949-50.
Triumph 'Mayflower' 1952-53.
Vauxhall 'Velox' and 'Wyvern' late 1952-54.
Wolseley 'Four Forty-Four' 1953-54.
- 25025D M35G-1**
Jowett 'Javelin' 1950-54; 'Jupiter' 1951-54.
- 25026B M35G-1**
A.F.N. 'Le Mans' and 'Mille Miglia' late 1952-54.
Bristol All Models 1951-54.
- 25031D M35G-1**
Jowett 'Bradford' and De Luxe Van and Utility
1950.
Wolseley 8 late 1947-48.
- 25032A M35G**
A.C. Invalid Carriage 1947-52.
Austin 'Big Seven' 1939; 8 1939-47.
Barrett Invalid Carriage 1949-51.
Larmar Invalid Carriage 1952-54.
Lloyd Roadster 1948-50.
Morris 8 1939-48; 5 cwt. 1939-52.
Standard 8 1939-48.
Wolseley 8 1946-47.
- 25034B M35G-1**
A.C. 'Petite' 1953.
Triumph 'Mayflower' 1950-52.
- 25037A M35G-1**
A.C. Invalid Carriage late 1952-53.
Barrett Invalid Carriage 1952-54; All-weather
Vehicle 1953-54.
Encon 'Clipper' 1954.
Fitt Invalid Carriage 1951-54.
Invacar Invalid Carriage 1953-54.
Morris 5 cwt. late 1952-53.
Reliant 'Regal' 1953-54.
- 25043A M35EL**
Morgan 3-wheeler 1951-52.
- 25047A M35G-1**
A.C. 'Petite' late 1953-54.
- 25502A M418G**
Citroen 12 1939-40; 15 1939-48.
- 25512A M418G**
M.G. 20 1939.
Wolseley 14 and 18 1939-48; 16 1939.
- 25513D M418G**
Citroen 23 1949-53.
- 25514A M418G**
A.C. 16 1939-54.
Rover 10, 12, 14 and 16 1939-47; '60' 1948-49 and
1954; '75' 1948-53; 'Landrover' 1948; Station
Wagon 1948-51.
- 25515D M418G**
Bedford 5/6 cwt. 1939-47; 8 cwt. 1939; 10/12 cwt.
1940-47.
Vauxhall 10 and 12 1939-47.
- 25516E M418G**
Morris 14 1939; 10 cwt. Van 1939-50.
- 25518E M418G**
Morris 'Six' 1948-54.
Wolseley 'Six Eighty' 1949-54.
- 25521A M418G**
Armstrong Siddeley All Models (except 'Sapphire')
1950-53.
Austin A70 1948-54; A90 1949-52; Hire Car
1950-54; Taxi 1949-54; 'Healey 100' 1954.
Bedford 1½, 3, 4 and 5 ton and Scammell Tractor
1946-50; TA Trucks (Petrol) 1953-54.
Commer 25 cwt. 'Superpoise', Forward Control
and Medium Pick-up Truck 1951-54.
Daimler 'Consort' 1950; 2½ litre 1951-53; 'Regency'
1953; 'Conquest' 1954.
Humber 'Hawk' 1949-54.
Jaguar 2½ litre 1949-51.
Karrier 'Bantam' 1951-54.
Lanchester 14 1952-54.
Lea Francis 14 1950-54.
Morris Commercial LD1 and LD2 1954.
Riley 1½ litre 1949-54; 2½ litre 1954.
Sunbeam 'Alpine' 1953-54.
Sunbeam-Talbot '90' 1950-54.
- 25526J M418G**
Morgan 'Plus Four' 1951-54.
Standard 'Vanguard' 1948-52.
Triumph 'Renown' 1950-52.
- 25529D M518G**
Allard '21Z' 1953-54.
- 25531D M418G**
Citroen 15 1949-54.
- 25533B M418G**
Morris 'Oxford' Taxi and Hire Car 1951.
Morris Commercial 15/20 cwt. 1949-53; 25/30 cwt.
1949-52; LC4 1953.
Rover '75' and '90' 1954.
- 25535A M418G**
Alvis 14 1939-50.
Armstrong Siddeley 16 1939-40; All Models
1945-49.
Austin 10 1940-47; 10 Van 1939-47; 12 late
1939-47; 14 1939-40; 16 1946-48; 18 1939; Taxi
1948.
Beardmore Taxi 1939-40.
Commer 15/20/25 cwt. (12 volt) 1939-40; 15/25 cwt.
Forward Control 1944; 15/25 cwt. 1946-48; 25
cwt. Forward Control and 'Superpoise' 1949-50.
Daimler 2½ litre (except 'Consort') 1939-50.
Hillman 14 1939-40.
Humber 'Hawk' 1946-48.
Jaguar 1½ litre 1946-48; 2½ litre 1946-47.
Karrier 'Cob' 1947-48; 'Cob Junior' and 'Colt'
(12 volt) 1939-40; 'Bantam' 1939-50.
Lea Francis 12 1939; 14 1939-50; 1½ litre Sports
1949.
M.G. 1½ litre 1947-49; 12 1939; 'Midget' 1946-49.
Morris 10 1939-48; 12 1939; 'Oxford' Taxi and
Hire Car 1947-50.
Morris Commercial 15/20 cwt. 1939-48; LC Van
1939; 25/30 cwt. 1945-48; 25/35 cwt. 1945-46.
Riley 1½ litre 1939-48.
Standard 12 and 14 1939-48.
S.S. 'Jaguar' 1½ litre 1939-40; 3½ litre 1940.
Sunbeam-Talbot 10 1939-40; 2 litre 1939-47; '90'
1948-49.
Triumph All Models 1939-48; 2-seater Sports 1954;
'1800' 1946-48.
Wolseley 10 and 12 1939-48.
- 25536A M418G**
Jowett 8 Van 1939-40; 'Bradford' Van 1946-49;
De Luxe Van and Utility 1949.
- 25541D M418G**
Standard 'Vanguard' 1953-54.
Swallow 'Doretti' 1954.
Triumph 'Renown' 1953-54.
- 26008B M45G**
Aston Martin 2 litre 1947-50.
Morris Commercial, CV Ambulance, FV and
ECV13/5 1949.
- 26009A M45G**
Dellow Sports 1952-54.
Jensen 'Jen-Tug' 1946-52.
Meynell All Models 1952.
Paramount Roadster and Coupé 1951-54.
- 26032E M45G**
Bentley All R.H.D. Models 1946-54.
Rolls-Royce All R.H.D. Models 1946-54.
- 26025E M45G**
Dodge 64, 103, 105, 123 and 125 Trucks 1949.
- 26026B M45G**
Commer 2/3, 3/4 and 4/5 ton 'Superpoise' 1949
Humber All Models (except 'Hawk') 1947-49.
Karrier CK3 1948.
- 26032A M45G**
Jaguar 3½ litre 1946-51.
S.S. 'Jaguar' 3½ litre 1939; '100' 1939-40.



STARTING MOTORS

Vehicle Application Reference—continued

26033B M45G

Bentley All L.H.D. Models 1946-54.
Rolls-Royce All L.H.D. Models 1951-54.

26038A M45G

Armstrong Siddeley 20 1939; 25 1940.
Austin 18 and 27 Ambulance 1939; 30 cwt. 1939-41;
2 and 3 ton 1939-48; 'Princess' and 'Sheerline'
1948; 25 cwt. Van and Ambulance 1949.
Daimler 27 and 36 1946-53; DC27 Ambulance
1949.
Healey All Models 1948-50.
Lagonda 2½ litre 1949-50.
Morris Commercial CV Ambulance, CV9/40 and
CV11/40 1950-51; NV and FVS 1954; NVS
1951-54; FV 1950-53; PP Coach 1950-52.
Riley 2½ litre 1940-49.
Wolseley 25 1939 and 1948.

26040A M45G

Dennis 2 and 4 ton Truck and 'Ace' Bus 1939;
'Pax' 1946-51; 'Horla' and Municipal 1946-51.

26041B M45G

Alvis All Models 1951-54.
Armstrong Siddeley 'Sapphire' 1953-54.
Commer 15 cwt. Dropsider 1940; 30 cwt., 2/3, 4/5
and 6 ton 1939-40; 2 and 3 ton 1946-47; 3 and
4 ton Pantehnicon, Tipper and 'Commando'
1947-49; 5 ton 1947.
Humber 'Super Snipe' and 'Pullman' 1950-54;
'Imperial' 1950-53; All Models (except 'Hawk')
1940-46.
Karrier CK3 1946-47 and 1949-52.
Lea Francis 18 and 2½ litre Sports late 1952-54.
Sunbeam-Talbot 3 and 4 litre 1940.

26042E M45G

Jaguar XK120 1949-52.

26043A M45G

Aston Martin DB2 1951-54.
Austin A125 and A135 1949-54; 25 cwt. Van and
Ambulance 1950-54; 2 and 5 ton (Petrol)
1949-54; Cargo Truck 1954.
Bedford SB Coach, 7 ton Truck and SA Tractor
1951-54.
Daimler DC27 Ambulance 1950-54.
Healey All Models late 1950-54.
Jensen 'Interceptor' 1950-54.
Lagonda 2½ litre 1950-52; 3 litre 1954.
Morris Commercial LC5 1954.
Riley 2½ litre 1950-53.

26045A M45G

Lea Francis 18 1951-52.

26050A M45G

Dodge All Petrol Models 1950-54.

26054A M45G

Bedford Bus 1946-50.
Vauxhall 25 1939-40.

26055A M45G

Bedford 30 cwt. 1939-50; 2 and 3 ton 1939; 2/3 and
3/4 ton 1940-50; 5 ton Truck and Scammell
Tractor 1946-50.

26060A M45G

Allard All Standard Models (except '21C' and '21Z')
1947-54.
Jensen 3½ litre 1946-47.

26061A M45G

Austin 'Champ' 1954.

26062A M45G

Jaguar 3½ litre late 1951-54; XK120 1953-54.

26066A M45G

Austin Petrol Tanker 1952-54.
Morris Commercial Petrol Tanker 1951-52.

26075A M45G

Allard All Models with Cadillac Engine 1951-54.

26077A M45G

Commer 5 and 7 ton 1949; 5 and 7 ton Forward
Control 1950-51; 6½/7 ton 1949-50; 'Avenger'
(Petrol) 1949-51.

26086A M45G

Commer 5 and 7 ton Forward Control 1954;
'Avenger' (Petrol) and Fire Tender 1952-53.
Karrier 'Gamecock' 1953-54.

26094A M45G

Commer 2/3, 3/4 and 5 ton 'Superpoise' 1953-54;
'Avenger' (Petrol) and Fire Tender 1954.

26095A M45G

Bentley Models fitted with Automatic Transmission.

26097A M45G

Jaguar 3½ litre (Borg Warner) 1953-54.

250542 M35G

Vauxhall 14 1939-48.

250557 M35G

Austin 7 1939.

255376 M418G

Austin 12 1939.
Trojan 15 cwt. 1946-54.

255379 M418G

Commer 8 cwt. 1939-40.
Hillman 'Minx' 1939.

255667 M418G

M.G. 'Midget' 1939.

255684 M418G

Austin 10 1939.

270298 M45G

Alvis 20/25 'Crested Eagle', 25 'Speed' and 3/4 litre
1939.

270367 M45G

Commer 15/20/25 cwt. (6 volt) 1939-40.
Karrier 'Cob Junior' and 'Colt' (6 volt) 1939-40.

270431 M45G

Jensen 3½ litre 1939-40.

270468 M45G

Morris Commercial All CV Models 1939-48;
CV11/40 and ECV13/5 1949; 35/40, 45/55 and
60/70 cwt., 5 ton Forward Control, Tipper and
ECV13/3 1946-48.

SUPERSESSION CHART

Part No.	Replaced by	Part No.	Replaced by	Part No.	Replaced by	Part No.	Replaced by
25000	25007	250405	25032	255762	Return for repair	263130	Return for repair
25001	25031	250491	25017	255771	Return for repair	263131	26040 and 76411
25015	25021	250498	Return for repair	255857	25512	265051	Return for repair
25024	25022	250554	Return for repair	255890	25535	270063	Return for repair
25506	Return for repair	250556	Return for repair	255901	25536	270064	26054
25511	25526 and 76411	250603	25016	255942	25515	270243	Return for repair
25522	25521	250612	Return for repair	255972	25512	270244	26038 and 76411
25523	25521	255145	Return for repair	255973	Return for repair	270299	26038 and 76411
25524	25533	255149	25536 and 78275	255986	25535 and 76022	270301	26009
25532	25514	255230	25514	255988	255667	270383	26055
26007	26040 and 76411	255234	Return for repair	255998	25515	270401	26032 and 76411
26028	26077	255273	25502 and 76428	256011	25514	270490	26041 and 76411
26035	26041 and 76411	255368	Return for repair	256044	25516 and 764150	270545	Return for repair
26057	26038 and 76411	255378	25535	260153	Return for repair	270547	Return for repair
26085	26097	255546	Return for repair	260154	Return for repair	270548	26038 and 76411
250021	250557 and 76428	255651	25516 and 764150	263058	Return for repair	270554	26040 and 76411
250029	Return for repair	255666	25514	263080	Return for repair	270557	26060
250231	25017	255721	25535	263087	Return for repair	760039	76411 and 763027
250345	25008 and 76428	255722	Return for repair	263101	Return for repair	760080	76411 and 763028
250381	Return for repair						

MODEL INTERPRETATION

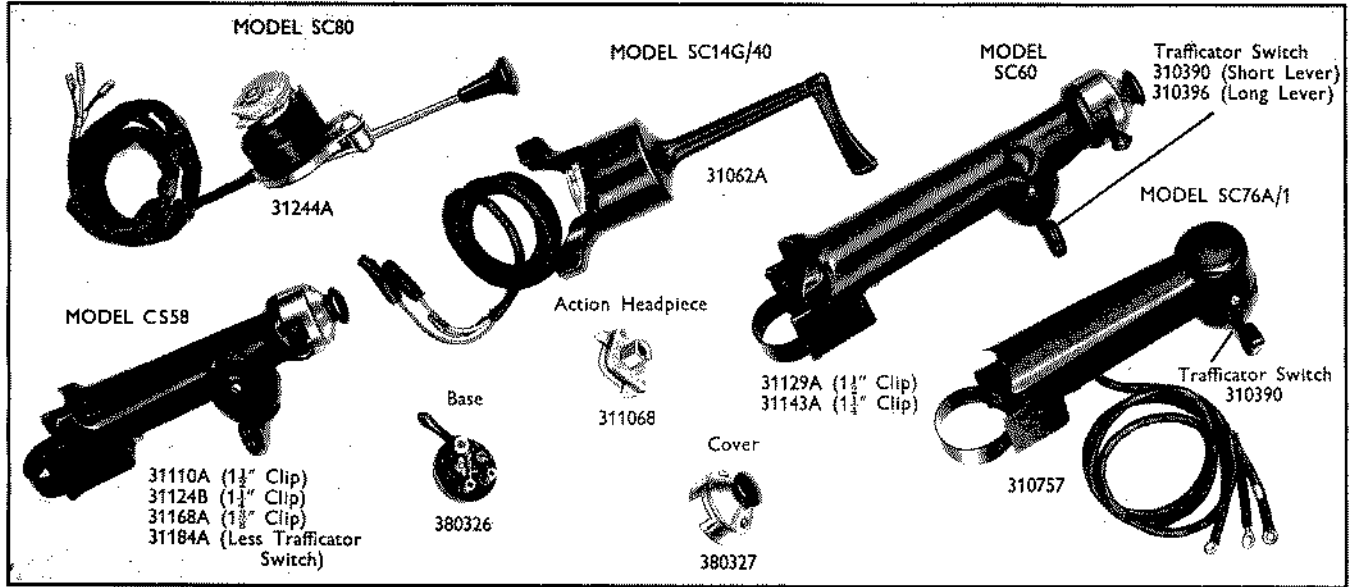
- CC Column control.
- 1 Horn push with spring operated trafficator switch.
 - 2 Horn ring with spring operated trafficator switch.
 - 3 Horn push, dipper switch and spring operated trafficator switch.
 - 5 Horn push.
 - 6 Horn push, dipper switch and spring roller type trafficator switch.



CONTROL ARMS

Horn, Dipper and Trafficator Switches mounted to Steering Column

DETAILED SPARE PARTS



Part No.	31062A	*31078A	*31090A	31110A	31124B	31129A	31143A	*31155A	31168A	31184B
Model	SC14G/40	SC14G/40	SC77	CS58A	CS58A	SC60	SC60	SC14G/47	CS58A	CS58A
Type	—	L	L	L10	L12	L3	L4	—	L13	L14
Switch, horn and dipper	—	—	—	31385A	31385A	31385A	31385A	—	31385A	31385A
Cover	—	—	—	380327	380327	380327	380327	—	380327	380327
Base assembly	—	—	—	320326	380326	380326	380326	—	380326	380326
Switch, trafficator	—	—	310390	310396	310396	310390	310390	—	310396	—
Action headpiece	311068	311068	—	—	—	—	—	311068	—	—

Part No.	31244A	*310254	*310259	*310494	*310518	*310750	*310754	310757	*310801	*310818
Model	SC80	CS58	CS58A/1	SC60/3	SC60/3	SC76A/1	SC76A/1	SC76A/1	SC14G/39	SC14G/40
Type	L	—	L8	CJ	CJ	L2	L4	L6	L	L
Switch, horn and dipper	—	31385A	31385A	31385A	31385A	—	—	—	—	—
Cover	—	380327	380327	380327	380327	—	—	—	—	—
Base assembly	—	380326	380326	380326	380326	—	—	—	—	—
Switch, trafficator	—	310396	310396	310390	310390	310390	310390	310390	—	—
Action headpiece	311068	—	—	—	—	—	—	—	—	311068

Vehicle Application Reference

31062A SC14G/40. Trafficator switch.
Rover 10, 12, 14 and 16 1939-47; 20 1939-40; '60' and '75' 1948-49; 'Landrover' and Station Wagon 1949-51.

31110A CS58A. Trafficator, horn and dip switch.
Citroen 15 (late) 1946.
Singer 9 Roadster 1939.

31124B CS58A. Trafficator, horn and dipper switch.
Jowett 8 Van 1939-40; 'Bradford' Van 1946 and 1949-52; De Luxe Van and 6 Light Utility 1949-52.

31129A SC60. Trafficator, horn and dipper switch.
Citroen All Models 1939-46; 15 1947-50; 23 1949-50.

31143A SC60. Trafficator, horn and dipper switch.
Jowett 'Bradford' Van 1947-48.
Lea Francis 6 Light Saloon 1949.

31168A CS58A. Trafficator, horn and dipper switch.
Lloyd '650' Roadster 1948-50.

31184B CS58A. Horn and dipper switch.
Trojan 15 cwt. 1946-54; '20' Van 1954.

31244A SC80. Trafficator switch.
Rover '75' 1950-54; '60' 1954.

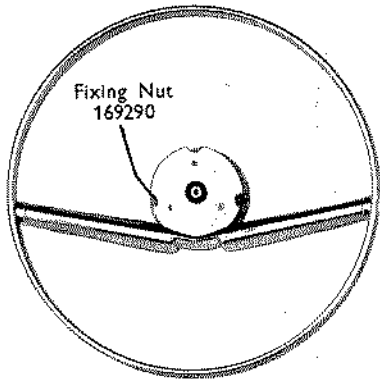
310757 SC76A/1. Trafficator switch.
Bedford 5;6 cwt. 1939-47; 8 cwt. 1939.
Vauxhall 10 and 12 1939-47.

* See Supersession Chart

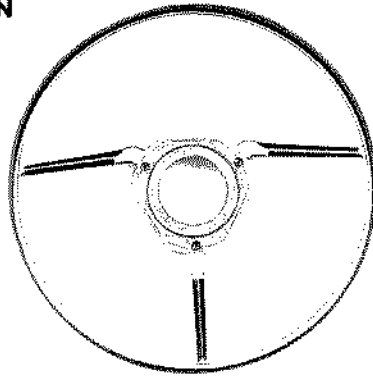
STEERING COLUMN CONTROLS



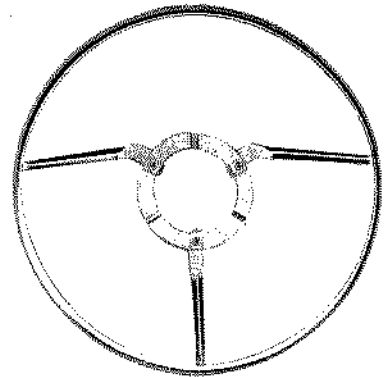
HORN



322749



RINGS



324512

Knob
322175 (Black)
322208 (Brown)

323919
324946 (Silvered Contacts)
323274 (Cadmium Contacts)
323837 (Silvered Contacts)
324839 (Brass Contacts)
331159 (Dull Chrome Finish)

Knob 324053



32749A/H

Knob 321449



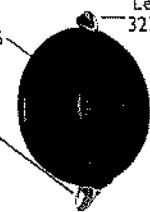
32750A

Lever
320143



321882

Knob
322056



Lever
324243

Knob
762064

Lever 323155



323140

Lever
324392

322399 (Shallow Base)
323211 (Black)
323970 (Brown)
324786 (Less Trafficator
Lever)

Knob
323734



Lever
323249

323611 (4 1/8" dia.)
323768 (4 1/8" dia.)

Lever 324158



324154

TOP COVERS

Lever 323808



Knob
323812 (Black)
323782 (Beige)

323823 (Black)
322354 (Metallic Beige)
323926 (Less Dip Switch)

Lever
324971



323787

322199 (Brown Knob)



32764A/D

Knob 324646



321477

Lever
322845



322877

Lever
323589



323623

Knob
323624

324923 (Brown)

322540 (Brown)
323433 (Black)
323442 (Less Trafficator Switch)
323854 (Less Trafficator Switch)

Lever
320143



Knob
762064

Lever
320567

322953
323519
322893 (Marked
Ignition)

Lever
324992



Lever
323598

Knob
322175

331095

331429 (Different Base)

Lever
322845



324058

Knob
323474

Lever
322884

Lever 324158



324154

Lever
324971



324217 (Black)
324218 (Walnut)
324685 (Grey)

Knob
322577 (Black)
324227 (Walnut)
324684 (Grey)

Lever
324044



Lever
324476

324478
324475 (Export)

Knob
324477

Knob
323812
(Black)



324146 (Dark Grey)
323809 (Black)

Lever
323808

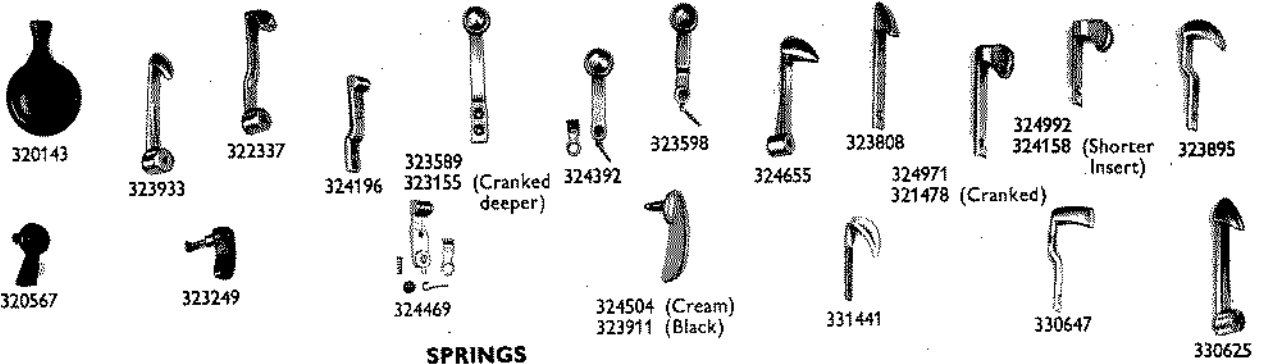
Lever
324208

For detailed spare parts, see pages Q6-Q16.

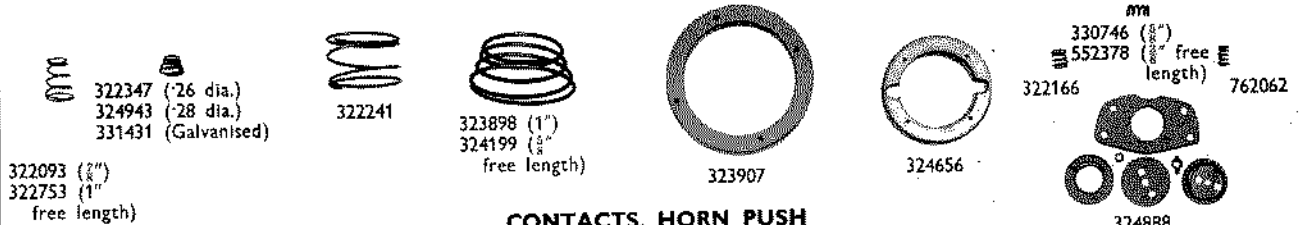


STEERING COLUMN CONTROLS

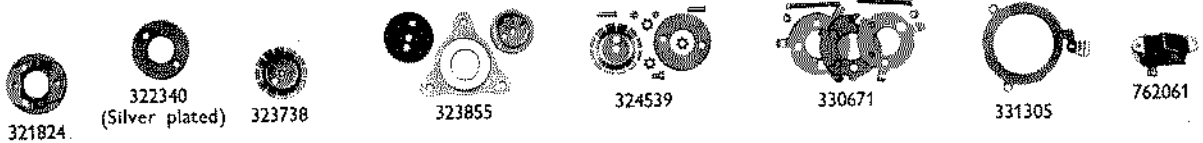
LEVERS



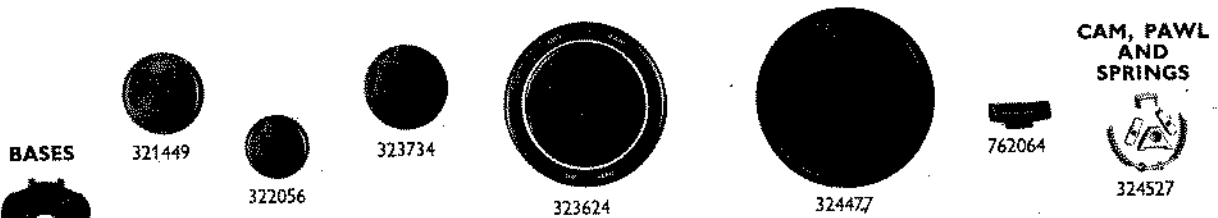
SPRINGS



CONTACTS, HORN PUSH



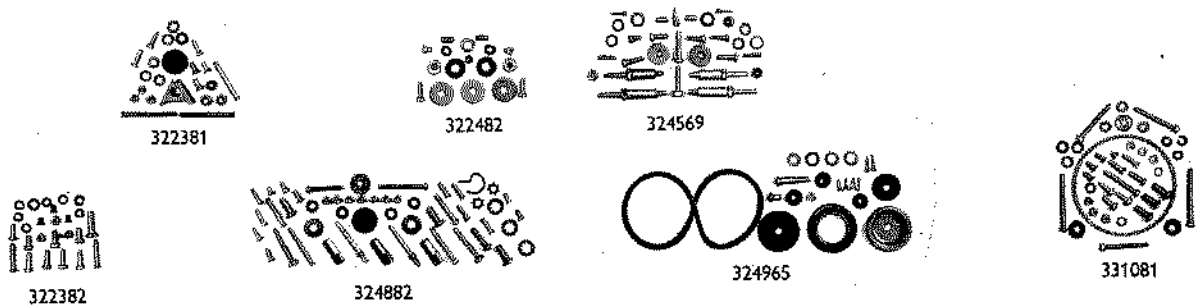
HORN PUSH KNOBS



TRAFFICATOR SWITCHES



SUNDRY PARTS SETS




For detailed spare parts, see pages Q6-Q16.

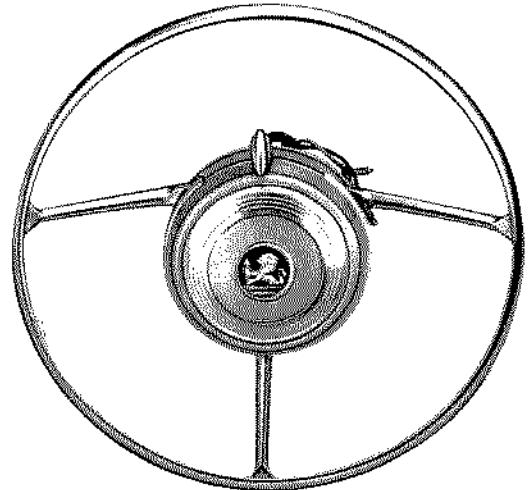
STEERING COLUMN CONTROLS



**SERVICED BY
VEHICLE
MANUFACTURERS**



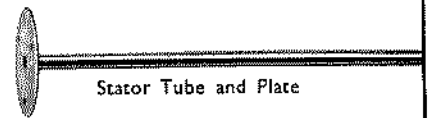
Horn Ring and Motif



Control Head and Sleeve—CC2 Type



Ignition or Throttle Lever
and Sleeve or Tube



Stator Tube and Plate



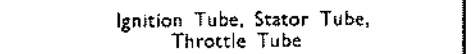
Cable



Location
Bracket



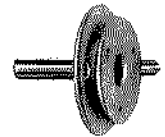
Locating
Ring



Ignition Tube, Stator Tube,
Throttle Tube



Striker
Ring




Stator Plate, Retaining
Plate and Sleeve



Rim and Base
Assembly



Motif




Horn Push
Cover



Horn Push
or Knob

TOP COVER

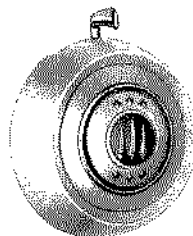
ASSEMBLIES



CC1 Type



CC3 Type



CCU3 Type



CC5 Type



CC6 Type

For detailed spare parts, see pages Q6-Q16.



STEERING COLUMN CONTROLS

DETAILED SPARE PARTS

Part No. (complete Control)	32704A/F	32705A/H	32706A/H	32707A/J	32708A/F	32709A/F	32711A/F	32712A
Model	CC3	CC1	CC1	CC1	CC1	CC1	CC1	—
Type	C/16A/45	BN/8/45	BN/10/45	V/12/45	V/12/45X	BN/12/45	BS/10/45	BS/27A/45
Fitted to	Armstrong Siddeley	Austin	Austin	Standard	Standard	Austin	Daimler	Daimler
(1) Horn ring and top contact	—	—	—	—	—	—	—	—
(2) Top cover assembly	323970	323433	323433	323433	323433	323433	323433	321882
(3) Knob, horn push	322056	322175	322175	322175	322175	322175	322175	762064
(4) Spring, horn push or horn ring	322093	322093	322093	322093	322093	322093	322093	—
(5) Contact assembly, horn push	321824	321824	321824	321824	321824	321824	321824	—
(6) Switch, trafficator (less lever)	—	—	—	—	—	—	—	310081
(7) Base, trafficator switch	323454	323438	323438	323438	323438	323438	323438	—
(8) Top, trafficator switch	—	—	—	—	—	—	—	—
(9) Rotor	—	—	—	—	—	—	—	—
(10) Plunger	322150	322150	322150	322150	322150	322150	322150	—
(11) Cam, pawls and spring set	324527	324527	324527	324527	324527	324527	324527	—
(12) Lever, trafficator switch	323190	324992	324992	324992	324992	324992	324992	320143
(13) Lever, dip switch	324243	—	—	—	—	—	—	—
(14) Nut, horn ring or control fixing	—	—	—	—	—	—	—	—
(15) Sundry parts, set	324882	324882	324882	324882	324882	324882	324882	322482
<i>The following parts are serviced by the Vehicle Manufacturer:</i>								
(16) Top cover assembly or horn push cover (or ring) and motif	—	—	—	—	—	—	—	—
(17) Horn push or knob	—	—	—	—	—	—	—	—
(18) Horn push cover plate	—	—	—	—	—	—	—	—
(19) Control head and sleeve	—	—	—	—	—	—	—	—
(20) Stator tube or stator tube and plate	323967	323994	323995	324010	324014	323996	323997	324018
(21) Stator plate, retaining plate and sleeve or tube	324116	—	—	—	—	—	—	331010
(22) Ignition or throttle tube	—	—	—	—	—	—	—	324019
(23) Ignition or throttle lever and sleeve or tube	—	—	—	—	—	—	—	321881
(24) Rim and base assembly	—	—	—	—	—	—	—	—
(25) Support plate and fixing clip	—	—	—	—	—	—	—	—
(26) Striker ring or plate	324537	324536	324536	324536	324536	324536	324536	321178
(27) Motif	—	—	—	—	—	—	—	—
(28) Cable	858028	851848	851847	851846	851846	851850	851883	858078
(29) Locating ring or bracket	—	—	—	—	—	—	—	—

Part No. (complete Control)	32737A/H	32738A	32740A	32742A/F	32743A/F	32744A/F	32745A/F	32747A/N
Model	CC1	CC6	CC6	CC3	CC3	CC3	CC3	CC2
Type	BP/12/46	AE/14/46	BQ/10/46	V/18/46M	V/18/46EM	V/18/46AM	V/18/46AEM	BN/25A/46
Fitted to	Singer	Lea Francis	Sunbeam-Talbot	Standard	Standard	Standard	Standard	Austin
(1) Horn ring and top contact	—	—	—	—	—	—	—	323919
(2) Top cover assembly	323433	—	—	324146	324146	324146	324146	—
(3) Knob, horn push	322175	—	—	323812	323812	323812	323812	—
(4) Spring, horn push or horn ring	322093	322241	324199	322093	322093	322093	322093	323907
(5) Contact assembly, horn push	321824	324539	324888	321824	321824	321824	321824	—
(6) Switch, trafficator (less lever)	—	310111	310119	—	—	—	—	324979
(7) Base, trafficator switch	323438	—	—	323454	323454	323454	323454	323438
(8) Top, trafficator switch	—	—	—	—	—	—	—	—
(9) Rotor	—	—	—	—	—	—	—	324509
(10) Plunger	322150	310107	310107	322150	322150	322150	322150	322150
(11) Cam, pawls and spring set	324527	—	—	324527	324527	324527	324527	324527
(12) Lever, trafficator switch	324992	323155	324196	323808	323808	323808	323808	324504
(13) Lever, dip switch	—	324392	324469	324208	324208	324208	324208	—
(14) Nut, horn ring or control fixing	—	—	—	—	—	—	—	—
(15) Sundry parts, set	324882	324569	324569	324882	324882	324882	324882	324882
<i>The following parts are serviced by the Vehicle Manufacturer:</i>								
(16) Top cover assembly or horn push cover (or ring) and motif	—	324397	324470	—	—	—	—	—
(17) Horn push or knob	—	324127	331091	—	—	—	—	—
(18) Horn push cover plate	—	—	—	—	—	—	—	324314
(19) Control head and sleeve	—	—	—	—	—	—	—	—
(20) Stator tube or stator tube and plate	324066	324130	324388	324015	324015	324016	324016	324093
(21) Stator plate, retaining plate and sleeve or tube	—	324385	—	—	—	—	—	324978
(22) Ignition or throttle tube	—	—	—	—	—	—	—	—
(23) Ignition or throttle lever and sleeve or tube	—	324131	—	—	—	—	—	—
(24) Rim and base assembly	—	—	—	—	—	—	—	—
(25) Support plate and fixing clip	—	—	—	—	—	—	—	—
(26) Striker ring or plate	324536	324156	324214	324537	324537	324537	324537	324536
(27) Motif	—	—	—	—	—	—	—	—
(28) Cable	858219	858241	858265	858083	858192	858082	858193	858256
(29) Locating ring or bracket	—	—	—	—	—	—	—	—

All complete Steering Column Controls (except those marked †) are serviced by the Vehicle Manufacturer

For illustrations, see pages Q3-Q5.

STEERING COLUMN CONTROLS



DETAILED SPARE PARTS

32713A — BQ/14/45 Sunbeam- Talbot	32714A/K CC3 V/18/45 Standard	32715A/F CC1 V/14/45E Standard	32717A — BS/36A/45 Daimler	32718A CC6 BU/14/45 Alvis	32719A/K CC3 V/18/45A Standard	32724A/E CC3 S/10/46 Hillman	32728A/H CC3 V/18/45E Standard	32729A CC3 V/18/45AE Standard	32730A CC6 GC/12A/ 46E Jaguar	32732A/E CC3 XW/30A/46E Allard
—	—	—	—	—	—	—	—	—	—	(1)
324058	324146	323442	321882	324478	324146	324146	324146	324146	323623	323823 (2)
323474	323812	322175	762064	324477	323812	323812	323812	323812	323624	322056 (3)
762062	322093	322093	—	322241	322093	322093	322093	322093	323907	322093 (4)
762061	321824	321824	—	324539	321824	321824	321824	321824	324539	321824 (5)
310111	—	—	310081	310111	—	—	—	—	310111	— (6)
—	323454	—	—	—	323454	323454	323454	323454	—	323454 (7)
—	—	—	—	—	—	—	—	—	—	— (8)
—	—	—	—	—	—	—	—	—	—	— (9)
—	—	—	—	310107	322150	322150	322150	322150	310107	322150 (10)
—	322150	—	—	—	324527	324527	324527	324527	—	324527 (11)
322845	323808	—	320143	324044	323808	323808	323808	323808	323589	323190 (12)
322884	324208	—	—	324476	324208	324208	324208	324208	323598	324243 (13)
—	—	—	—	—	—	—	—	—	—	— (14)
—	324882	324882	322482	324569	324882	324882	324882	324882	324569	324882 (15)
—	—	—	—	—	—	—	—	—	—	— (16)
—	—	—	—	—	—	—	—	—	—	— (17)
—	—	—	—	—	—	—	—	—	—	— (18)
—	—	—	—	—	—	—	—	—	—	— (19)
324006	324015	324010	324026	324047	324016	324145	324015	324016	324120	324113 (20)
—	—	—	331010	324836	—	—	—	—	323157	324114 (21)
—	—	—	324027	—	—	—	—	—	—	— (22)
—	—	—	321881	324054	—	—	—	—	—	— (23)
—	—	—	—	—	—	—	—	—	—	— (24)
—	—	—	—	—	—	—	—	—	—	— (25)
—	324537	—	321178	324156	324537	324537	324537	324537	324468	324537 (26)
—	—	—	—	—	—	—	—	—	—	— (27)
851890	858083	858024	858079	858095	858082	858246	858192	858193	858236	858230 (28)
—	—	—	—	—	—	324140	—	—	—	324111 (29)

†32749A/H CC5 DA/8/47 Healey	†32750A CC5 WG/16/47 Bristol	32751A/B CC6 OM/30A/ 47 Jensen	32754A/H CC3 D/16A/47 A.C.	32755A CC6 BU/14/47E Alvis	*†32756A CC5 CC/20/47 Lagonda	32757A CC6 BU/14/47 Alvis	32758A/F CC6 GC/12A/47 Jaguar	32759A/F CC6 GC/20A/47 Jaguar	32760A/K CC1 BN/8/47 Austin	32762A/F CC1 P/10/47 Vauxhall
—	—	—	—	—	—	—	—	—	—	(1)
324053	321449	—	324218	324475	—	324478	323140	323140	—	(2)
322093	322753	—	324227	324477	321449	324477	324477	324477	—	(3)
321824	—	322241	322093	322241	322753	322241	322241	322241	322093	322093 (4)
—	—	324539	321824	324539	323738	324539	324539	324539	321824	321824 (5)
—	—	310111	—	310111	—	310111	310111	310111	—	324693 (6)
—	—	—	323438	—	—	—	—	—	323438	323438 (7)
—	—	—	—	—	—	—	—	—	—	— (8)
—	—	—	—	—	—	—	—	—	—	— (9)
—	—	310107	322150	310107	—	310107	310107	310107	322150	322150 (10)
—	—	—	324527	—	—	—	—	—	324527	324527 (11)
—	—	323155	324971	324044	—	324044	323155	323155	331441	— (12)
—	—	324392	—	324476	—	324476	324392	324392	—	— (13)
—	—	—	—	—	—	—	—	—	—	— (14)
322382	322382	324569	324882	324569	322382	324569	324569	324569	324882	324882 (15)
—	—	324474	—	—	—	—	—	—	324377	324898 (16)
—	—	323319	—	—	—	—	—	—	324921	324808 (17)
—	—	—	—	—	—	—	—	—	—	— (18)
—	—	—	—	—	—	—	—	—	—	— (19)
—	—	324293	324229	324257	—	324257	324300	324300	324371	324333 (20)
—	—	323157	323975	324258	—	324258	323157	323157	—	— (21)
—	—	324297	—	—	—	—	—	—	—	— (22)
—	—	323156	—	324256	—	324256	—	—	—	— (23)
—	—	—	—	—	—	—	—	—	—	— (24)
—	—	—	—	—	—	—	—	—	—	— (25)
—	—	324156	324536	324156	—	324156	324468	324468	324536	324536 (26)
—	—	—	—	—	—	—	—	—	—	— (27)
859094	858278	858532	858349	858340	—	858095	859040	859040	858621	858548 (28)
—	—	—	—	—	—	—	—	—	—	— (29)

All complete Steering Column Controls (except those marked †) are serviced by the Vehicle Manufacturer

For illustrations, see pages Q3-Q5.

* See Supersession Chart

† Serviced by Lucas

continued



STEERING COLUMN CONTROLS

DETAILED SPARE PARTS

Part No. (complete Control)	†32764A/D CC5	32767A/D —	32768A/F CC2	*†32769A CC5	*†32772A CC5	32775A/F CC6	32775H/J CC6	32776A/K CC2
Model	AJ/12/47	G/16/47	CM/25/47	AJ/12/47A	YH/16/48	T/27/48P	T/27/48P	BN/25A/48
Type	Jowett	Rover	Invicta	Jowett	Healey	Humber	Humber	Austin
Fitted to								
(1) Horn ring and top contact	—	‡324235	323919	—	—	—	—	323919
(2) Top cover assembly	—	323768	—	—	—	—	—	—
(3) Knob, horn push	324646	323734	—	324382	321449	—	—	—
(4) Spring, horn push or horn ring	322093	322753	323907	322093	322753	323907	322093	323907
(5) Contact assembly, horn push	321824	323855	—	321824	323738	324539	324539	—
(6) Switch, trafficator (less lever)	—	—	322406	—	—	310111	310111	324979
(7) Base, trafficator switch	—	—	323438	—	—	—	—	323438
(8) Top, trafficator switch	—	—	—	—	—	—	—	—
(9) Rotor	—	—	323905	—	—	—	—	324509
(10) Plunger	—	—	322150	—	—	310107	310107	322150
(11) Cam, pawls and spring set	—	—	324527	—	—	—	—	324527
(12) Lever, trafficator switch	—	—	323911	—	—	323589	323589	324504
(13) Lever, dip switch	—	324249	—	—	—	323598	323598	—
(14) Nut, horn ring or control fixing	—	—	—	—	—	—	—	—
(15) Sundry parts, set	322382	322482	324882	322382	322382	324569	324569	324882
<i>The following parts are serviced by the Vehicle Manufacturer:</i>								
(16) Top cover assembly or horn push cover (or ring) and motif	—	—	—	—	—	324398	324398	—
(17) Horn push or knob	—	—	—	—	—	324395	324395	—
(18) Horn push cover plate	—	—	323917	—	—	—	—	324314
(19) Control head and sleeve	—	—	—	—	—	—	—	—
(20) Stator tube or stator tube and plate	—	324347	—	—	—	324487	324487	324228
(21) Stator plate, retaining plate and sleeve or tube	—	—	324358	—	—	—	—	324978
(22) Ignition or throttle tube	—	—	—	—	—	—	—	—
(23) Ignition or throttle lever and sleeve or tube	—	—	—	—	—	—	—	—
(24) Rim and base assembly	—	—	—	—	—	—	—	—
(25) Support plate and fixing clip	—	—	—	—	—	—	—	—
(26) Striker ring or plate	—	—	324536	—	—	324468	324468	324536
(27) Motif	—	—	—	—	—	—	—	—
(28) Cable	—	858796	858596	—	858641	858716	858716	858719
(29) Locating ring or bracket	—	—	—	—	—	—	—	—

Part No. (complete Control)	32801E/J CC1	32802A/H CC3	32803A/F CC1	32805A/F CC3	32806A/F CC3	32807A/K CC2	32808A/H CC3	32809A/D CC1
Model	L5	L6	L6	L8	L9	L6	L10	L7
Type	Jaguar	Standard	Daimler	Standard	Standard	Rover	Daimler	Jaguar
Fitted to								
(1) Horn ring and top contact	—	—	—	—	—	—	—	—
(2) Top cover assembly	—	324685	324154	324146	324146	—	324217	—
(3) Knob, horn push	—	324684	324151	323812	323812	—	322577	—
(4) Spring, horn push or horn ring	322166	322093	322093	322093	322093	552378	322093	324656
(5) Contact assembly, horn push	321824	321824	321824	321824	321824	—	321824	321824
(6) Switch, trafficator (less lever)	324693	—	—	—	—	—	—	—
(7) Base, trafficator switch	323438	323438	323454	323454	323454	—	323438	—
(8) Top, trafficator switch	—	—	—	—	—	—	—	—
(9) Rotor	322400	—	—	—	—	—	—	—
(10) Plunger	322150	322150	322150	322150	322150	—	322150	—
(11) Cam, pawls and spring set	324527	324527	324527	324527	324527	—	324527	—
(12) Lever, trafficator switch	324655	324971	324158	323808	323808	—	324971	—
(13) Lever, dip switch	—	—	—	324208	324208	—	—	—
(14) Nut, horn ring or control fixing	—	—	—	—	—	169290	—	—
(15) Sundry parts, set	324882	324882	324882	324882	324882	324965	324882	324882
<i>The following parts are serviced by the Vehicle Manufacturer:</i>								
(16) Top cover assembly or horn push cover (or ring) and motif	323882	—	—	—	—	322392	—	323881
(17) Horn push or knob	322167	—	—	—	—	—	—	324663
(18) Horn push cover plate	—	—	—	—	—	—	—	—
(19) Control head and sleeve	—	—	—	—	—	—	—	—
(20) Stator tube or stator tube and plate	324661	324511	324673	324015	324016	—	324801	323418
(21) Stator plate, retaining plate and sleeve or tube	324317	—	324803	—	—	—	—	324586
(22) Ignition or throttle tube	—	—	—	—	—	—	—	—
(23) Ignition or throttle lever and sleeve or tube	—	—	—	—	—	—	—	—
(24) Rim and base assembly	322168	—	—	—	—	—	—	322168
(25) Support plate and fixing clip	—	—	—	—	—	—	—	—
(26) Striker ring or plate	324536	324536	324537	324537	324537	—	324536	—
(27) Motif	—	—	—	—	—	—	—	—
(28) Cable	859259	858799	859309	858192	858193	859414	859374	859358
(29) Locating ring or bracket	—	—	322768	—	—	—	—	—

All complete Steering Column Controls (except those marked †) are serviced by the Vehicle Manufacturer

For illustrations, see pages Q3-Q5.

* See Supersession Chart † Serviced by Lucas ‡ Contact, Dip Switch

STEERING COLUMN CONTROLS



DETAILED SPARE PARTS

32777A/J CC1 BN/8/47A Austin	32779A/L CC2 V/16/48 Standard	32782A/F CC3 L Allard	32785A/J CC7 G/12/48 Rover	32786A/J CC3 L1 Hillman	32787A/H CC1 L Austin	32791A/J CC3 L3 Humber	32792A/N CC2 L4 Austin	32795A/M CC1 L3 Singer	32796A/B CC6 L2 Humber	32799A/F CC3 L4 Hillman	32801A/D CC1 L5 Jaguar
—	324512	—	‡324235	—	—	—	323919	—	—	—	(1)
—	—	322399	323768	324146	—	—	—	—	—	324146	(2)
—	—	322056	323734	323812	—	—	—	—	—	323812	(3)
322093	323907	322093	322753	322093	322093	322093	323907	322093	324199	322093	324656 (4)
321824	—	321824	323855	321824	321824	321824	—	321824	324888	321824	321824 (5)
—	324979	—	—	—	—	—	324979	—	310119	—	324693 (6)
323438	323438	323438	—	323454	323438	323454	323438	323438	—	323454	323438 (7)
—	—	—	—	—	—	—	—	—	—	—	(8)
—	324509	—	—	—	—	—	324509	—	—	—	322400 (9)
322150	322150	322150	—	322150	322150	322150	322150	322150	310107	322150	322150 (10)
324527	324527	324527	—	324527	324527	324527	324527	324527	—	324527	324527 (11)
331441	324504	323190	—	323808	331441	323808	324504	324992	324196	323808	324655 (12)
—	—	324243	323249	324208	—	324208	—	—	324469	324208	(13)
—	—	—	—	—	—	—	—	—	—	—	(14)
324882	324882	324882	322482	324882	324882	324882	324882	324882	324569	324882	324882 (15)
—	—	—	—	—	—	—	—	—	—	—	—
324377	—	—	—	—	324377	323355	—	324559	324470	—	323882 (16)
324921	—	—	—	—	324921	322665	—	323328	331091	—	322167 (17)
—	—	—	—	—	—	—	330629	—	—	—	(18)
—	—	—	—	—	—	—	—	—	—	—	(19)
324371	—	324353	331037	324493	324363	324629	324582	324066	324388	324145	324661 (20)
—	324513	324114	—	—	—	—	324978	—	—	—	324317 (21)
—	—	—	—	—	—	—	—	—	—	—	(22)
—	—	—	—	—	—	—	—	—	—	—	(23)
—	—	—	—	—	—	—	—	—	—	—	322168 (24)
—	—	—	—	—	—	—	—	—	—	—	(25)
324536	324536	324536	—	324537	324536	324537	324536	324536	324214	324537	324536 (26)
—	324507	—	—	—	—	—	—	—	—	—	(27)
858621	858799	858230	858860	858866	859030	859074	859062	859331	859082	859197	859259 (28)
—	—	—	—	324140	—	324140	—	—	—	324140	(29)

32809F/H CC1 L7 Jaguar	32810A/J CC3 L11 Armstrong Siddeley	32812A/J CC2 L7 Standard	32815A/J CC3 L12 Armstrong Siddeley	32817A/J CC1 L10 Austin	32818A/L CC3 L13 Standard	32819A/F CC1 L11 Vauxhall	32820A/F CC1 L12 Vauxhall	32821A/F CC1 L13 Vauxhall	32824A/D CC1 L14 Austin	32826A/J CC2 L8 Standard	32827A/Q CC3 L16 Standard
—	—	324512	—	—	—	—	—	—	—	324946	(1)
—	323970	—	324786	323433	324685	—	—	—	—	—	323926 (2)
—	322056	—	322056	322175	324684	—	—	—	—	—	323812 (3)
322166	322093	323907	322093	322093	322093	322093	322093	322093	322093	324943	322093 (4)
321824	321824	—	321824	321824	321824	321824	321824	321824	321824	—	321824 (5)
—	—	324979	—	—	—	324693	324693	324693	—	323785	(6)
323454	323454	323438	—	323438	323438	323438	323438	323438	—	323438	323438 (7)
—	—	—	—	—	—	—	—	—	—	—	(8)
—	—	324509	—	—	—	322400	322400	322400	—	324509	(9)
—	322150	322150	322150	322150	322150	322150	322150	322150	—	322150	322150 (10)
—	324527	324527	—	324527	324527	324527	324527	324527	—	324527	324527 (11)
—	323190	324504	—	324992	324971	—	—	—	—	324504	323808 (12)
—	324243	—	324243	—	—	—	—	—	—	—	(13)
—	—	—	—	—	—	—	—	—	—	—	(14)
324882	324882	324882	324882	324882	324882	324882	324882	324882	324882	169290	324882 (15)
—	—	—	—	—	—	—	—	—	—	—	—
323881	—	324507	—	—	—	324896	324897	324898	324885	324951	(16)
322167	—	—	—	—	—	324808	324808	324808	324774	—	(17)
—	—	—	—	—	—	—	—	—	—	—	(18)
—	—	324525	—	—	—	—	—	—	—	323810	(19)
323418	323967	324815	324782	324828	324815	324333	324333	324333	324900	324815	324937 (20)
324586	323713	322542	—	—	323612	—	—	—	—	322383	323612 (21)
—	—	—	—	—	—	—	—	—	—	—	(22)
—	—	—	—	—	—	—	—	—	—	—	(23)
322168	—	—	—	—	—	—	—	—	—	—	(24)
—	—	—	—	—	—	—	—	—	—	—	(25)
—	324536	324536	—	324536	324536	324536	324536	324536	—	324536	324536 (26)
—	—	—	—	—	—	—	—	—	—	—	(27)
859358	859363	859384	859438	859508	858799	858548	858548	858548	859594	859384	859843 (28)
—	324117	—	—	—	—	—	—	—	—	—	(29)

All complete Steering Column Controls (except those marked ‡) are serviced by the Vehicle Manufacturer

For illustrations, see pages Q3-Q5.

‡ Contact, Dip Switch

continued



STEERING COLUMN CONTROLS

DETAILED SPARE PARTS

Part No. (complete Control)	32828A/M	*†32829A	32830A	32831A/H	32832A/B	32832D	32835A/F	32837A/F
Model	CC3	CC5	CC6	CC1	CC6	CC6	CC1	CC2
Type	L17	L2	L4	L16	L5	L5	L17	L9
Fitted to	Standard	Healey	Alvis	A.C.	Sunbeam-Talbot	Sunbeam-Talbot	Singer	Austin
(1) Horn ring and top contact	—	—	—	—	—	—	—	323919
(2) Top cover assembly	323926	324975	—	323433	—	—	323433	—
(3) Knob, horn push	323812	324239	324477	322175	—	—	322175	—
(4) Spring, horn push or horn ring	322093	322093	322241	322093	324199	324199	322093	323907
(5) Contact assembly, horn push	321824	321824	324539	321824	324888	324888	321824	—
(6) Switch, trafficator (less lever)	—	—	310111	—	310119	310119	—	324879
(7) Base, trafficator switch	323438	—	—	323438	—	—	323438	323438
(8) Top, trafficator switch	—	—	—	—	—	—	—	—
(9) Rotor	—	—	—	—	—	—	—	324509
(10) Plunger	322150	—	310107	322150	310107	310107	322150	322150
(11) Cam, pawls and spring set	324527	—	—	324527	—	—	324527	324527
(12) Lever, trafficator switch	323808	—	324044	324992	324196	324196	324992	324504
(13) Lever, dip switch	—	—	324476	—	324469	324469	—	—
(14) Nut, horn ring or control fixing	—	—	—	—	—	—	—	—
(15) Sundry parts, set	324882	322382	324569	324882	324569	324569	324882	324882
<i>The following parts are serviced by the Vehicle Manufacturer:</i>								
(16) Top cover assembly or horn push cover (or ring) and motif	—	—	324804	—	324470	324470	—	324314
(17) Horn push or knob	—	—	—	—	331091	331091	—	—
(18) Horn push cover plate	—	—	—	—	—	—	—	—
(19) Control head and sleeve	—	—	—	—	—	—	—	—
(20) Stator tube or stator tube and plate	324940	—	—	324957	322478	324963	324690	324093
(21) Stator plate, retaining plate and sleeve or tube	323612	—	324796	—	—	—	—	324978
(22) Ignition or throttle tube	—	—	—	—	—	—	—	—
(23) Ignition or throttle lever and sleeve or tube	—	—	324806	—	—	—	—	—
(24) Rim and base assembly	—	—	—	—	—	—	—	—
(25) Support plate and fixing clip	—	—	—	—	—	—	—	—
(26) Striker ring or plate	324536	—	324156	324536	324214	324214	324536	324536
(27) Motif	—	—	—	—	—	—	—	—
(28) Cable	859842	859094	859849	859945	859955	859955	859949	860005
(29) Locating ring or bracket	322187	—	—	—	—	—	—	—

Part No. (complete Control)	32853A/F	32854A/J	32855A/J	32856A/H	32858A/H	32860A/F	32862A/F	32863A/H
Model	CC3	CC2	CC3	CC3	CC1	CC3	CC3	CC3
Type	L23	L15	L26	L25	L22	L28	L30	L31
Fitted to	Austin	Austin	Alvis	Hillman	Singer	Austin	Hillman	Alvis
(1) Horn ring and top contact	—	323274	—	—	—	—	—	—
(2) Top cover assembly	—	—	—	—	323433	—	322354	—
(3) Knob, horn push	—	—	—	—	322175	—	323782	—
(4) Spring, horn push or horn ring	323898	324943	322093	322093	322093	323898	322093	322093
(5) Contact assembly, horn push	321824	—	321824	321824	321824	321824	321824	321824
(6) Switch, trafficator (less lever)	—	323635	—	—	—	—	—	—
(7) Base, trafficator switch	323438	323438	323438	323454	323438	323438	323454	323454
(8) Top, trafficator switch	—	—	—	—	—	—	—	—
(9) Rotor	—	322400	—	—	—	—	—	—
(10) Plunger	322150	322150	322150	322150	322150	322150	322150	322150
(11) Cam, pawls and spring set	324527	324527	324527	324527	324527	324527	324527	324527
(12) Lever, trafficator switch	323895	323933	324971	323808	324992	323895	323808	324971
(13) Lever, dip switch	—	—	—	324208	—	—	324208	—
(14) Nut, horn ring or control fixing	—	169290	—	—	—	—	—	—
(15) Sundry parts, set	324882	324882	324882	324882	324882	324882	324882	324882
<i>The following parts are serviced by the Vehicle Manufacturer:</i>								
(16) Top cover assembly or horn push cover (or ring) and motif	322397	—	323721	323720	—	322397	—	322211
(17) Horn push or knob	323890	—	323327	322677	—	323890	—	322479
(18) Horn push cover plate	—	—	—	—	—	—	—	—
(19) Control head and sleeve	—	—	—	—	—	—	—	—
(20) Stator tube or stator tube and plate	323893	323939	322376	324629	324735	323723	324493	324316
(21) Stator plate, retaining plate and sleeve or tube	324869	331443	—	—	—	324869	—	—
(22) Ignition or throttle tube	—	—	—	—	—	—	—	—
(23) Ignition or throttle lever and sleeve or tube	—	—	—	—	—	—	—	—
(24) Rim and base assembly	—	—	—	—	—	—	—	—
(25) Support plate and fixing clip	—	—	—	—	—	—	—	—
(26) Striker ring or plate	324536	324536	324536	324537	324536	324536	324537	324536
(27) Motif	—	323928	—	—	—	—	—	—
(28) Cable	860233	860233	860097	859074	860292	860410	858866	860097
(29) Locating ring or bracket	—	—	—	324140	—	—	324140	—

All complete Steering Column Controls (except those marked †) are serviced by the Vehicle Manufacturer

For illustrations, see pages Q3-Q5.

* See Supersession Chart

† Serviced by Lucas

STEERING COLUMN CONTROLS



DETAILED SPARE PARTS

32838A/F CC2 L10 Austin	32842A/K CC3 L19 Alvis	32843A/J CC3 L20 Paramount	32844A/J CC3 L21 Humber	32845A/K CC3 L22 Lea Francis	32846A/F CC2 L13 Standard	32847A/J CC1 L19 Jaguar	32848A/F CC3 — A.C.	32851A/F CC1 L20 Singer	32852A/H CC1 L21 Vauxhall	32852J/K CC1 L21 Vauxhall
323919	—	—	—	—	323274	—	—	—	—	(1)
—	—	323970	—	—	—	—	324218	323433	—	(2)
—	—	322056	—	—	—	—	324684	322175	—	(3)
323907	322093	322093	322093	322093	324943	322166	322093	322093	331431	331431 (4)
—	321824	321824	321824	321824	—	321824	321824	321824	322340	330671 (5)
324879	—	—	—	—	323785	324693	—	—	—	(6)
323438	323438	323454	323454	323454	323438	323438	323438	323438	323438	331011 (7)
—	—	—	—	—	—	—	—	—	—	(8)
324509	—	—	—	—	324509	322400	—	—	322400	322400 (9)
322150	322150	322150	322150	322150	322150	322150	322150	322150	322150	322150 (10)
324527	324527	324527	324527	324527	324527	324527	324527	324527	324527	324527 (11)
324504	324971	323190	323808	323190	324504	324655	323808	324992	322337	322337 (12)
—	—	324243	324208	324208	—	—	—	—	—	(13)
—	—	—	—	—	169290	—	—	—	—	(14)
324882	324882	324882	324882	324882	324882	324882	324882	324882	324882	324882 (15)
—	—	—	—	—	—	—	—	—	—	—
324314	323721	—	323355	322492	324951	323882	—	—	322359	331352 (16)
—	323327	—	322665	322679	—	322167	—	—	322335	322335 (17)
—	—	—	—	—	—	—	—	—	—	(18)
—	—	—	—	—	323977	—	—	—	—	(19)
324228	324316	331073	324629	324302	324815	323418	324229	322193	322346	322346 (20)
324978	—	—	—	—	322383	324317	324807	—	—	(21)
—	—	—	—	—	—	—	—	—	—	(22)
—	—	—	—	—	—	—	—	—	—	(23)
—	—	—	—	—	—	322168	—	—	—	(24)
—	—	—	—	—	—	—	—	—	—	(25)
324536	324536	324537	324537	324537	324536	324536	324536	324536	324536	324536 (26)
—	—	—	—	—	—	—	—	—	—	(27)
860006	860097	858866	859074	860126	860136	860189	860181	859949	860226	860226 (28)
—	—	324140	324140	—	—	—	—	—	—	(29)

32864A/D CC1 L23 Singer	32866A/H CC1 L24 Lanchester	32868A/M CC3 L36 Hillman	32869D CC2 L16 Nash-Healey	32870A/H CC3 L36 Humber	32871A CC1 L25 Daimler	32872A CC5 L5 Hartnett	32873A/F CC2 L20 Humber	32874A/B CC2 L17 Rover	32875A/D CC3 L35 Healey	32876A CC5 AJ37 Jowett
—	—	—	324839	—	—	—	322749	—	—	(1)
323854	322540	—	—	—	—	324590	—	—	322199	(2)
322175	322175	—	—	—	—	—	—	—	324923	(3)
322093	322093	322093	‡322093	322093	322093	322093	552378	552378	322093	552378 (4)
321824	321824	321824	324943	321824	321824	321824	—	—	321824	(5)
—	—	—	321824	—	—	—	—	—	—	(6)
—	323438	323454	—	323454	323454	—	—	—	323438	(7)
—	—	—	—	—	—	—	—	—	—	(8)
—	—	—	—	—	—	—	—	—	—	(9)
—	322150	322150	—	322150	322150	—	—	—	322150	(10)
—	324527	324527	—	324527	324527	—	—	—	324527	(11)
—	324992	323808	—	323808	324158	—	—	—	324971	(12)
—	—	—	—	—	—	—	—	—	—	(13)
—	—	—	169290	—	—	—	169290	169290	—	169290 (14)
324882	324882	324882	322381	324882	324882	322382	324965	324965	324882	(15)
—	—	—	—	—	—	—	—	—	—	—
—	—	322264	—	322678	323877	—	322769	322392	—	(16)
—	—	322677	—	322665	322228	322664	—	—	—	322518 (17)
—	—	—	322370	—	—	—	—	—	—	(18)
—	—	—	—	—	—	—	—	—	—	(19)
322193	322217	322267	322363	324629	322233	—	—	—	322612	(20)
—	—	322385	322541	—	324803	—	—	—	324765	(21)
—	—	—	—	—	—	—	—	—	—	(22)
—	—	—	—	—	—	—	—	—	—	(23)
—	—	—	—	—	—	—	—	—	—	(24)
—	—	—	—	—	—	—	—	—	—	(25)
—	324536	324537	—	324537	324537	—	—	—	324536	(26)
—	—	—	—	—	—	—	—	—	—	(27)
860414	860483	860473	860474	860876	860549	859094	860761	859414	858132	(28)
—	—	—	—	324140	322768	—	—	—	—	(29)

All complete Steering Column Controls (except those marked †) are serviced by the Vehicle Manufacturer

For illustrations, see pages Q3-Q5.

‡ Spring, Overdrive Knob

continued



STEERING COLUMN CONTROLS

DETAILED SPARE PARTS

Part No. (complete Control)	32877A	32882A/D	32883A/E	32885A	32886A/D	32888A/B	32892A/B	32893A/P
Model	CC5	CC2	CC3	CC6	CC3	CCU3	CC2	CC3
Type	AJ38	L21	L37	L6	L38	L3	L23	L40
Fitted to	Jowett	Allard	Armstrong Siddeley	Sunbeam- Talbot	Commer	Hillman	Allard	Jensen
(1) Horn ring and top contact	—	323919	—	—	—	—	323837	—
(2) Top cover assembly	—	—	323787	—	—	—	—	323787
(3) Knob, horn push	—	—	323718	—	—	—	—	323718
(4) Spring, horn push or horn ring	552378	323907	322093	324199	322093	330746	324943	322093
(5) Contact assembly, horn push	—	—	321824	324888	321824	330671	—	321824
(6) Switch, trafficator (less lever)	—	324979	—	310119	—	31380A	323785	—
(7) Base, trafficator switch	—	323438	323438	—	323454	311152	323438	323438
(8) Top, trafficator switch	—	—	—	—	—	311151	—	—
(9) Rotor	—	324509	—	—	—	311153	324509	—
(10) Plunger	—	322150	322150	310107	322150	322150	322150	322150
(11) Cam, pawls and spring set	—	324527	324527	—	324527	324527	324527	324527
(12) Lever, trafficator switch	—	324504	324971	324196	323808	330647	324504	324971
(13) Lever, dip switch	—	—	—	324469	—	—	—	—
(14) Nut, horn ring or control fixing	169290	—	—	—	—	—	169290	—
(15) Sundry parts, set	—	324882	324882	324569	324882	331081	324882	324882
<i>The following parts are serviced by the Vehicle Manufacturer:</i>								
(16) Top cover assembly or horn push cover (or ring) and motif	—	—	—	322745	322264	330713	331056	—
(17) Horn push or knob	322519	—	—	322743	323444	330642	—	—
(18) Horn push cover plate	—	324548	—	—	—	—	—	—
(19) Control head and sleeve	—	—	—	—	—	—	32892B	—
(20) Stator tube or stator tube and plate	—	324343	322766	324963	323857	322267	323878	331014
(21) Stator plate, retaining plate and sleeve or tube	—	324978	322385	331548	322385	330637	322383	324765
(22) Ignition or throttle tube	—	—	—	—	—	—	—	—
(23) Ignition or throttle lever and sleeve or tube	—	—	—	—	—	—	—	—
(24) Rim and base assembly	—	—	—	—	—	—	—	—
(25) Support plate and fixing clip	—	—	—	—	—	—	—	—
(26) Striker ring or plate	—	324536	324536	324214	324537	—	324536	324536
(27) Motif	—	—	—	—	—	—	—	—
(28) Cable	—	860885	860944	859955	860950	860971	860292	861068
(29) Locating ring or bracket	—	—	—	—	—	—	—	—

Part No. (complete Control)	321700	321705	321708	321897	321900	321902	321907	322323
Model	—	—	—	—	—	—	—	—
Type	BQ/10/39	BQ/10/40	BQ/10/40E	BS/E20A/ 36	BS/EL24/ 39	BS/EL24/ 37	M/12/37	BS/17A/38
Fitted to	Sunbeam- Talbot	Sunbeam- Talbot	Sunbeam- Talbot	Daimler	Daimler	Daimler	Lanchester	Daimler
(1) Horn ring and top contact	—	—	—	—	—	—	—	—
(2) Top cover assembly	322953	322953	322953	—	—	—	—	—
(3) Knob, horn push	762064	762064	762064	762064	762064	762064	762064	762064
(4) Spring, horn push or horn ring	762062	762062	762062	762062	762062	762062	762062	762062
(5) Contact assembly, horn push	762061	762061	762061	762061	762061	762061	762061	762061
(6) Switch, trafficator (less lever)	310081	310081	310081	310081	310081	310081	310081	310081
(7) Base, trafficator switch	—	—	—	—	—	—	—	—
(8) Top, trafficator switch	—	—	—	—	—	—	—	—
(9) Rotor	—	—	—	—	—	—	—	—
(10) Plunger	310107	310107	310107	310107	310107	310107	310107	310107
(11) Cam, pawls and spring set	—	—	—	—	—	—	—	—
(12) Lever, trafficator switch	320143	320143	320143	320143	320143	320143	320143	320143
(13) Lever, dip switch	320567	320567	320567	—	—	—	—	—
(14) Nut, horn ring or control fixing	—	—	—	—	—	—	—	—
(15) Sundry parts, set	—	—	—	—	—	—	—	—
<i>The following parts are serviced by the Vehicle Manufacturer:</i>								
(16) Top cover assembly or horn push cover (or ring) and motif	—	—	—	—	—	—	—	—
(17) Horn push or knob	—	—	—	—	—	—	—	—
(18) Horn push cover plate	—	—	—	—	—	—	—	—
(19) Control head and sleeve	—	—	—	—	—	—	—	—
(20) Stator tube or stator tube and plate	—	321707	—	321894	—	—	—	322324
(21) Stator plate, retaining plate and sleeve or tube	—	—	—	—	—	—	—	—
(22) Ignition or throttle tube	—	—	—	321896	—	—	—	—
(23) Ignition or throttle lever and sleeve or tube	—	—	—	—	—	—	—	—
(24) Rim and base assembly	—	—	—	—	—	—	—	—
(25) Support plate and fixing clip	—	—	—	—	—	—	—	—
(26) Striker ring or plate	322048	322048	—	—	—	—	—	—
(27) Motif	—	—	—	—	—	—	—	—
(28) Cable	900351	900351	—	—	850437	850437	900447	850561
(29) Locating ring or bracket	—	—	—	—	—	—	—	—

All complete Steering Column Controls (except those marked †) are serviced by the Vehicle Manufacturer

For illustrations, see pages Q3-Q5.

STEERING COLUMN CONTROLS



DETAILED SPARE PARTS

32895A CC2 L25 Standard	32898A/E CC3 L41 Reliant	32899A CC2 L26 Standard	32900A/B CC1 Austin	32903A/B CC3 L42 Triumph	32906A CC6 L7 Sunbeam- Talbot	32909A/B CC1 Daimler	32915A CC5 Austin	32933A CC3 L46 Swallow	321432 BN/7/35 Austin	321520 AJ/J/36 Jowett
323274	—	331159	—	—	—	—	—	—	—	— (1)
—	323787	—	331429	323926	—	331095	331301	323926	—	— (2)
—	323718	—	322175	323812	—	322175	—	323812	321449	762064 (3)
324943	322093	324943	322093	322093	324199	322093	—	322093	322753	762062 (4)
—	321824	—	321824	321824	324888	321824	331305	321824	—	762061 (5)
323635	—	323635	—	—	310119	—	—	—	310111	310081 (6)
323438	323438	323438	331011	323438	—	323438	—	323438	—	— (7)
—	—	—	—	—	—	—	—	—	—	— (8)
324509	—	324509	—	—	—	—	—	—	—	— (9)
322150	322150	322150	322150	322150	310107	322150	—	322150	310107	310107 (10)
324527	324527	324527	324527	324527	—	324527	—	324527	—	— (11)
330625	324971	330625	324992	323808	324196	324992	—	323808	321478	320143 (12)
—	—	—	—	—	—	—	—	—	—	320567 (13)
169290	—	169290	—	—	—	—	—	—	—	— (14)
324882	324882	324882	324882	324882	324569	324882	—	324882	—	— (15)
—	—	—	—	—	331087	—	—	—	—	— (16)
—	—	—	—	—	331091	—	331306	—	—	— (17)
—	—	—	—	—	—	—	—	—	—	— (18)
—	—	—	—	—	—	—	—	—	—	— (19)
32895A	—	32899A	—	—	—	—	—	—	—	— (20)
324815	331059	324815	331058	324940	324963	322217	—	331359	—	321522 (20)
331444	322385	331444	331353	322385	331548	—	—	322385	—	— (21)
—	—	—	—	—	—	—	—	—	—	— (22)
—	—	—	—	—	—	—	—	—	—	— (23)
—	—	—	—	—	—	—	—	—	—	— (24)
—	—	—	—	—	—	—	—	—	—	— (25)
324536	324536	324536	—	324536	324214	324536	—	324536	—	— (26)
331024	—	331024	—	—	—	—	—	—	—	— (27)
860233	861149	860136	861257	861321	861368	860483	—	861779	—	900355 (28)
—	‡324140	—	—	—	—	—	—	—	—	— (29)

322330 BS/18A/ 39R Daimler	322520 BN/12/39 Austin	322521 BN/14A/39 Austin	322526 BN/7/39 Austin	322530 BN/10/39 Austin	322706 P/20A/38 Vauxhall	322757 BN/18A/38 Austin	322758 BN/20/38 Austin	322762 BN/20/ 38AMB Austin	322775 EQ/G15A/ 37B Triumph	322776 EQ/G15A/37BTH Triumph
—	—	—	—	—	—	—	—	—	—	— (1)
762064	323433	323433	323433	323433	—	321477	321477	—	—	— (2)
762062	322175	322175	322175	322175	—	321449	321449	—	762064	— (3)
762061	322093	322093	322093	322093	—	322753	322753	—	762062	762062 (4)
310081	321824	321824	321824	321824	—	762061	762061	—	762061	— (5)
—	323438	323438	323438	323438	310111	310111	310111	310111	310081	310081 (6)
—	—	—	—	—	—	—	—	—	—	— (7)
—	—	—	—	—	—	—	—	—	—	— (8)
—	—	—	—	—	—	—	—	—	—	— (9)
310107	322150	322150	322150	322150	310107	310107	310107	310107	310107	310107 (10)
—	324527	324527	324527	324527	—	—	—	—	—	— (11)
320143	324992	324992	324992	324992	—	321478	321478	321478	320143	320143 (12)
—	—	—	—	—	—	—	—	—	320567	320567 (13)
—	—	—	—	—	—	—	—	—	—	— (14)
—	324882	324882	324882	324882	—	—	—	—	—	— (15)
—	—	—	—	—	—	—	—	—	—	— (16)
—	—	—	—	—	—	—	—	—	—	— (17)
—	—	—	—	—	—	—	—	—	—	— (18)
—	—	—	—	—	—	—	—	—	—	— (19)
—	—	—	—	—	—	—	322760	—	—	— (20)
—	—	—	—	—	—	—	—	—	—	— (21)
—	—	—	—	—	—	—	—	—	—	— (22)
—	—	—	—	—	—	—	—	—	—	— (23)
—	—	—	—	—	—	—	—	—	—	— (24)
—	—	—	—	—	—	—	—	—	—	— (25)
—	324536	324536	324536	324536	—	—	—	—	—	322048 (26)
—	—	—	—	—	—	—	—	—	—	— (27)
900364	850914	850940	851357	851402	850378	850619	850620	850703	850427	850472 (28)
—	322187	—	322187	322187	—	—	—	—	—	— (29)

All complete Steering Column Controls (except those marked ‡) are serviced by the Vehicle Manufacturer

For illustrations, see pages Q3-Q5.

‡ Used only on 32898B

continued



STEERING COLUMN CONTROLS

DETAILED SPARE PARTS

Part No. (complete Control)	322870	322885	322886	322890	322954	322969	322970	322994
Model	—	—	—	—	—	—	—	—
Type	BQ/21A/ 38A	BQ/21A/ 38EA	BQ/14/39	AE/12/39	BP/12A/ 39A	BP/10/39	C/20/37	C/25/39
Fitted to	Sunbeam- Talbot	Sunbeam- Talbot	Sunbeam- Talbot	Lea Francis	Singer	Singer	Armstrong Siddeley	Armstrong Siddeley
(1) Horn ring and top contact	—	—	—	—	—	—	—	—
(2) Top cover assembly	322877	322877	—	322893	—	322953	—	—
(3) Knob, horn push	—	—	—	762064	762064	762064	—	762064
(4) Spring, horn push or horn ring	762062	762062	762062	762062	762062	762062	762062	762062
(5) Contact assembly, horn push	—	—	—	762061	762061	762061	—	762061
(6) Switch, trafficator (less lever)	310111	310111	310111	310111	310081	310081	310081	310081
(7) Base, trafficator switch	—	—	—	—	—	—	—	—
(8) Top, trafficator switch	—	—	—	—	—	—	—	—
(9) Rotor	—	—	—	—	—	—	—	—
(10) Plunger	310107	310107	310107	310107	310107	310107	310107	310107
(11) Cam, pawls and spring set	—	—	—	—	—	—	—	—
(12) Lever, trafficator switch	322845	322845	322845	320143	320143	320143	320143	320143
(13) Lever, dip switch	—	—	322884	320567	320567	320567	320567	320567
(14) Nut, horn ring or control fixing	—	—	—	—	—	—	—	—
(15) Sundry parts, set	—	—	—	—	—	—	—	—
<i>The following parts are serviced by the Vehicle Manufacturer:</i>								
(16) Top cover assembly or horn push cover (or ring) and motif	—	—	—	—	—	—	—	—
(17) Horn push or knob	—	—	—	—	—	—	—	—
(18) Horn push cover plate	—	—	—	—	—	—	—	—
(19) Control head and sleeve	—	—	—	—	—	—	—	—
(20) Stator tube or stator tube and plate	322866	322866	322866	—	—	—	—	—
(21) Stator plate, retaining plate and sleeve or tube	322874	322874	—	—	—	—	—	—
(22) Ignition or throttle tube	—	—	—	—	—	—	—	—
(23) Ignition or throttle lever and sleeve or tube	—	—	—	—	—	—	—	—
(24) Rim and base assembly	—	—	—	—	—	—	—	—
(25) Support plate and fixing clip	—	—	—	—	—	—	—	—
(26) Striker ring or plate	—	—	—	—	322048	322048	—	322048
(27) Motif	—	—	—	—	—	—	—	—
(28) Cable	850659	850868	—	850905	850892	850874	850528	851306
(29) Locating ring or bracket	—	—	—	—	—	—	—	—

Part No. (complete Control)	323290	323320	323430	323436	323440	323441	323505	323506
Model	—	—	—	—	—	—	—	—
Type	V/9/39X	BU/14/38	V/8/39	V/10/39	V/8/39E	V/10/39E	V/12A/39	V/12A/39E
Fitted to	Standard	Alvis	Standard	Standard	Standard	Standard	Standard	Standard
(1) Horn ring and top contact	—	—	—	—	—	—	—	—
(2) Top cover assembly	322953	—	323433	323433	323442	323442	323519	—
(3) Knob, horn push	762064	762064	322175	322175	322175	322175	762064	762064
(4) Spring, horn push or horn ring	762062	762062	322093	322093	322093	322093	762062	762062
(5) Contact assembly, horn push	762061	762061	321824	321824	321824	321824	762061	762061
(6) Switch, trafficator (less lever)	310081	310081	—	—	—	—	310081	—
(7) Base, trafficator switch	—	—	323438	323438	—	—	—	—
(8) Top, trafficator switch	—	—	—	—	—	—	—	—
(9) Rotor	—	—	—	—	—	—	—	—
(10) Plunger	310107	310107	322150	322150	—	—	310107	—
(11) Cam, pawls and spring set	—	—	324527	324527	—	—	—	—
(12) Lever, trafficator switch	320143	320143	324992	324992	—	—	320143	—
(13) Lever, dip switch	320567	320567	—	—	—	—	320567	320567
(14) Nut, horn ring or control fixing	—	—	—	—	—	—	—	—
(15) Sundry parts, set	—	—	324882	324882	324882	324882	—	—
<i>The following parts are serviced by the Vehicle Manufacturer:</i>								
(16) Top cover assembly or horn push cover (or ring) and motif	—	—	—	—	—	—	—	—
(17) Horn push or knob	—	—	—	—	—	—	—	—
(18) Horn push cover plate	—	—	—	—	—	—	—	—
(19) Control head and sleeve	—	—	—	—	—	—	—	—
(20) Stator tube or stator tube and plate	322593	—	323432	—	323432	—	322017	—
(21) Stator plate, retaining plate and sleeve or tube	—	—	—	—	—	—	—	—
(22) Ignition or throttle tube	—	—	—	—	—	—	—	—
(23) Ignition or throttle lever and sleeve or tube	—	—	—	—	—	—	—	—
(24) Rim and base assembly	—	—	—	—	—	—	—	—
(25) Support plate and fixing clip	—	—	—	—	—	—	—	—
(26) Striker ring or plate	322048	322048	324536	324536	—	—	—	—
(27) Motif	—	—	—	—	—	—	—	—
(28) Cable	850929	857501	850839	850871	850947	851301	—	850325
(29) Locating ring or bracket	—	—	—	—	—	—	—	—

All complete Steering Column Controls (except those marked †) are serviced by the Vehicle Manufacturer

For illustrations, see pages Q3-Q5.

STEERING COLUMN CONTROLS



DETAILED SPARE PARTS

322998 — C/16/39 Armstrong Siddeley	323082 — AJ/8/38V Jowett	323137 CC6 GC/12A/ 39B Jaguar	323141 — GC/16A/38 Jaguar	323168 — GC/25A/ 38T Jaguar	323181 — S/14/38 Hillman	323198 — S/10/38 Hillman	323199 — S/10/38E Hillman	323205 — S/14/38E Hillman	323241 — G/12/39 Rover	323243 — G/14/39 Rover
—	—	—	—	—	—	—	—	—	—	—
322953	322953	323140	323140	—	323211	323211	—	—	323611	323611
762064	762064	324477	324477	324477	322056	322056	322056	322056	—	—
762062	762062	322241	322241	322241	322093	322093	322093	322093	322753	322753
762061	762061	324539	324539	—	321824	321824	321824	321824	—	—
310081	310081	310111	310111	—	—	—	—	—	—	—
—	—	—	—	—	323454	323454	323454	323454	—	—
—	—	—	—	—	—	—	—	—	—	—
—	—	—	—	—	—	—	—	—	—	—
310107	310107	310107	310107	—	322150	322150	322150	322150	—	—
—	—	—	—	—	324527	324527	324527	324527	—	—
320143	320143	323155	323155	—	323190	323190	323190	323190	—	—
320567	320567	324392	324392	—	—	—	—	—	323249	323249
—	—	—	—	—	—	—	—	—	—	—
—	—	324569	324569	—	—	—	—	—	—	—
—	—	—	—	—	—	—	—	—	—	—
—	—	—	—	—	—	—	—	—	—	—
—	—	—	—	—	—	—	—	—	—	—
—	—	—	—	—	—	—	—	—	—	—
—	—	323160	—	—	—	—	—	—	—	—
—	—	323157	—	—	—	—	—	—	—	—
—	—	323162	—	—	—	—	—	—	—	—
—	—	323156	323156	323156	—	—	—	—	—	—
—	—	—	—	—	—	—	—	—	—	—
—	—	—	—	—	—	—	—	—	—	—
322048	322048	324156	—	—	324537	324537	324537	324537	—	—
—	—	—	—	—	—	—	—	—	—	—
850937	850694	851340	857495	850781	850602	850601	850604	850603	850848	850849
—	—	—	—	—	—	—	—	—	—	—

323507 — V/12/39TE Standard	323508 — V/12A/ 39EL Standard	323509 — V/12A/ 39TEL Standard	323510 — V/12A/ 39TH Standard	323511 — V/14A/39 Standard	323512 — V/14A/ 39E Standard	323513 — V/14A/ 39TE Standard	323514 — V/20A/39 Standard	323515 — V/20A/ 39E Standard	323523 — V/14A/ 39TH Standard	323524 — V/20A/39TH Standard
—	—	—	—	—	—	—	—	—	—	—
323519	—	323519	—	323519	—	323519	323519	—	—	—
762064	762064	762064	—	762064	762064	762064	762064	762064	—	—
762062	762062	762062	762062	762062	762062	762062	762062	762062	762062	762062
762061	762061	762061	—	762061	762061	762061	762061	762061	—	—
310081	—	310081	310081	310081	310081	310081	310081	—	310081	310081
—	—	—	—	—	—	—	—	—	—	—
—	—	—	—	—	—	—	—	—	—	—
—	—	—	—	—	—	—	—	—	—	—
310107	—	310107	310107	310107	—	310107	310107	—	310107	310107
—	—	—	—	—	—	—	—	—	—	—
320143	—	320143	320143	320143	—	320143	320143	—	320143	320143
320567	320567	320567	320567	320567	320567	320567	320567	320567	320567	320567
—	—	—	—	—	—	—	—	—	—	—
—	—	—	—	—	—	—	—	—	—	—
—	—	—	—	—	—	—	—	—	—	—
—	—	—	—	—	—	—	—	—	—	—
—	—	—	—	—	—	—	—	—	—	—
—	—	—	—	—	—	—	—	—	—	—
—	—	—	—	—	—	—	—	—	—	—
—	—	—	—	—	—	—	—	—	—	—
—	—	—	—	—	—	—	—	—	—	—
322048	—	322048	322048	322048	—	322048	322048	—	322048	322048
—	—	—	—	—	—	—	—	—	—	—
850326	850346	900345	850829	900481	900495	900499	900482	900496	850894	850899
—	—	—	—	—	—	—	—	—	—	—

All complete Steering Column Controls (except those marked †) are serviced by the Vehicle Manufacturer

For illustrations, see pages Q3-Q5.



STEERING COLUMN CONTROLS

DETAILED SPARE PARTS


Part No. (Complete Control)	323581	323582	323616	323631	323655	323661	323691	323715	323761
Model	—	—	CC6	—	CC1	—	—	—	—
Type	T/16A/39	T/SA/39	T/27A/40	P/14A/39	P/14A/40	V/12A/39K	V/12A/39XE	GC/16A/39E	G/12/40A
Fitted to	Humber	Humber	Humber	Vauxhall	Vauxhall	Standard	Standard	Jaguar	Rover
Top cover assembly	—	—	323623	—	—	—	—	—	323768
Knob, horn push	323624	323624	323624	—	—	—	—	324477	323734
Spring, horn push or horn ring	323907	323907	323907	322093	322093	—	—	322241	322753
Contact assembly, horn push	—	—	324539	321824	321824	—	—	—	323855
Switch, trafficator (less lever)	310111	310111	310111	—	—	310111	—	310111	—
Base, trafficator switch	—	—	—	323438	323438	—	—	—	—
Plunger	310107	310107	310107	322150	322150	310107	—	310107	—
Cam, pawls and spring set	—	—	—	324527	324527	—	—	—	—
Lever, trafficator switch	323589	323589	323589	324158	324158	—	—	323155	—
Lever, dip switch	323598	323598	323598	—	—	—	—	—	323249
Sundry parts, set	—	—	324569	324882	324882	—	—	—	322482
<i>The following parts are serviced by the Vehicle Manufacturer:</i>									
Top cover assembly or horn push cover (or ring) and motif	—	—	—	323649	323649	—	—	—	—
Horn push or knob	—	—	—	323646/S	323646/S	—	—	—	—
Stator tube or stator tube and plate	323259	323260	323259	323647	323647	—	—	323161	—
Stator plate, retaining plate and sleeve or tube	322868	322868	322868	323648	323648	—	—	323157	—
Ignition or throttle tube	—	—	—	—	—	—	—	323163	—
Striker ring or plate	323602	—	324468	324536	324536	—	—	—	—
Cable	850919	850948	851435	850878	850878	851344	851324	851374	850848

Part No. (Complete Control)	323762	323770	323801	323816	323821	323822	323870	323871	323940
Model	—	CC6	CC3	CC3	CC3	CC3	CC1	CC1	CC1
Type	G/14/40A	GC/16A/40	S/10/40	S/14/40	S/10/40E	S/14/40E	BP/10/40	BP/10/40S	AJ/8/40
Fitted to	Rover	Jaguar	Hillman	Hillman	Hillman	Hillman	Singer	Singer	Jowett
Top cover assembly	323768	323140	323809	323809	323823	323823	323433	323433	323433
Knob, horn push	323734	324477	323812	323812	323812	323812	322175	322175	322175
Spring, horn push or horn ring	322753	322241	322093	322093	322093	322093	322093	322093	322093
Contact assembly, horn push	323855	324539	321824	321824	321824	321824	321824	321824	321824
Switch, trafficator (less lever)	—	310111	—	—	—	—	—	—	—
Base, trafficator switch	—	—	323454	323454	323454	323454	323438	323438	323438
Plunger	—	310107	322150	322150	322150	322150	322150	322150	322150
Cam, pawls and spring set	—	—	324527	324527	324527	324527	324527	324527	324527
Lever, trafficator switch	—	323155	323808	323808	323808	323808	324992	324992	324992
Lever, dip switch	323249	324392	324208	324208	324208	324208	—	—	—
Sundry parts, set	322482	324569	324882	324882	324882	324882	324882	324882	324882
<i>The following parts are serviced by the Vehicle Manufacturer:</i>									
Stator tube or stator tube and plate	—	323779	323818	323184	323818	323184	323874	323875	323942
Stator plate, retaining plate and sleeve or tube	—	323778	—	—	—	—	—	—	—
Ignition or throttle tube	—	323780	—	—	—	—	—	—	—
Ignition or throttle and sleeve or tube	—	323776	—	—	—	—	—	—	—
Striker ring or plate	—	324156	324537	324537	324537	324537	324536	324536	324536
Cable	850849	900343	851419	851474	851459	851460	851478	858007	851483
Locating ring or bracket	—	—	322187	323183	—	323183	—	—	—

All complete Steering Column Controls (except those marked †) are serviced by the Vehicle Manufacturer

For illustrations, see pages Q3-Q5.

SLIP RINGS (Steering Column Controls)



Part No.	Special Features
38252A	Slip ring contact used in conjunction with horn push of steering column control. Fitted to Jowett.
38258A	Similar to 38252 except for arrangement and connections. Fitted to Jowett.

SUPERSESSION CHART

STEERING COLUMN CONTROLS AND CONTROL ARMS

Part No.	Replaced by	Part No.	Replaced by
31078	31062	310259	31110
31090	31129	310494	31129
31155	31062	310518	31129
32756	32750	310750	310757
32769	32764	310754	310757
32772	32750	310801	31062
32829	32749	310818	31062
310254	31124		

INDEX

Switch designation	See page	Switch designation	See page
Battery master	R2	Kick down	R31
Bell push	R31	Lighting	R15-17
Blower	R31	Map light	R2-3
Bonnet lamp	R2-3	Oil	R21-22
Boot lamp	R3	Panel light	R18-21
Brake line valve solenoid (Borg Warner Transmission) ..	R17	Petrol	R21-22
Cab light	R2-3	Pre-selector gear change	R4
Carburettor choke	R4	Reverse lamp	R26
Convoy light	R3	Roof lamp	R2-3
Choke warning light	R4	Starter Interrupter (Borg Warner Transmission) ..	R17
Demister	R6-8	Starting motor	R23-25
Dipper	R5	Adaptor plate	R23
Door light	R3	Coupling	R23
Earthing	R31	Solenoid fixing brackets	R24
Fan	R6-8	Step light	R3
Flasher indicator	R27-28	Stop tail lamp	R26
Foglamp	R9	Springs	R26
Gear change solenoid	R31	Sundry switch and control knobs	R31
Heater	R6-8	Throttle (Borg Warner Transmission)	R17
Heater plug	R6-8	Trafficator	R27-28
Hydraulic pressure (Borg Warner Transmission) ..	R17	Trailer security	R31
Ignition	R10	Windshield wiper operating	R29-30
Ignition and lighting	R11-12	STANDARDISATION OF PLC SWITCHES	R13-14
Inspection lamp	R3	SUNDRY SWITCHES	R31
Interior light	R2-3	SUPERSESSION CHART	R32


ABBREVIATIONS

C.P.	Chromium plated
A.N.C.	American National Coarse.
B.A.	British Association.
R.H.	Right hand.
mm.	Millimetre.
I.S.M.T.	International Standard Metric Thread.
UNF	Unified Fine Thread.
A.N.F.	American National Fine.
i.d.	Inside diameter.
o.d.	Outside diameter.



BATTERY MASTER SWITCHES

DETAILED SPARE PARTS



Part No.	Model	Action	Special Features	Switch only	Lug and Connector Arm
76602	ST350	Rotary	Positive earth; short black operating knob marked 'OFF'; complete with fixing strap and lug	76600	768045
76603	ST350	Rotary	Similar to 76602, but negative earth	76600	768044
76605	ST330	Rotary	Long black operating knob marked 'OFF'; complete with two hole fixing plate; suitable for positive or negative earth	—	—

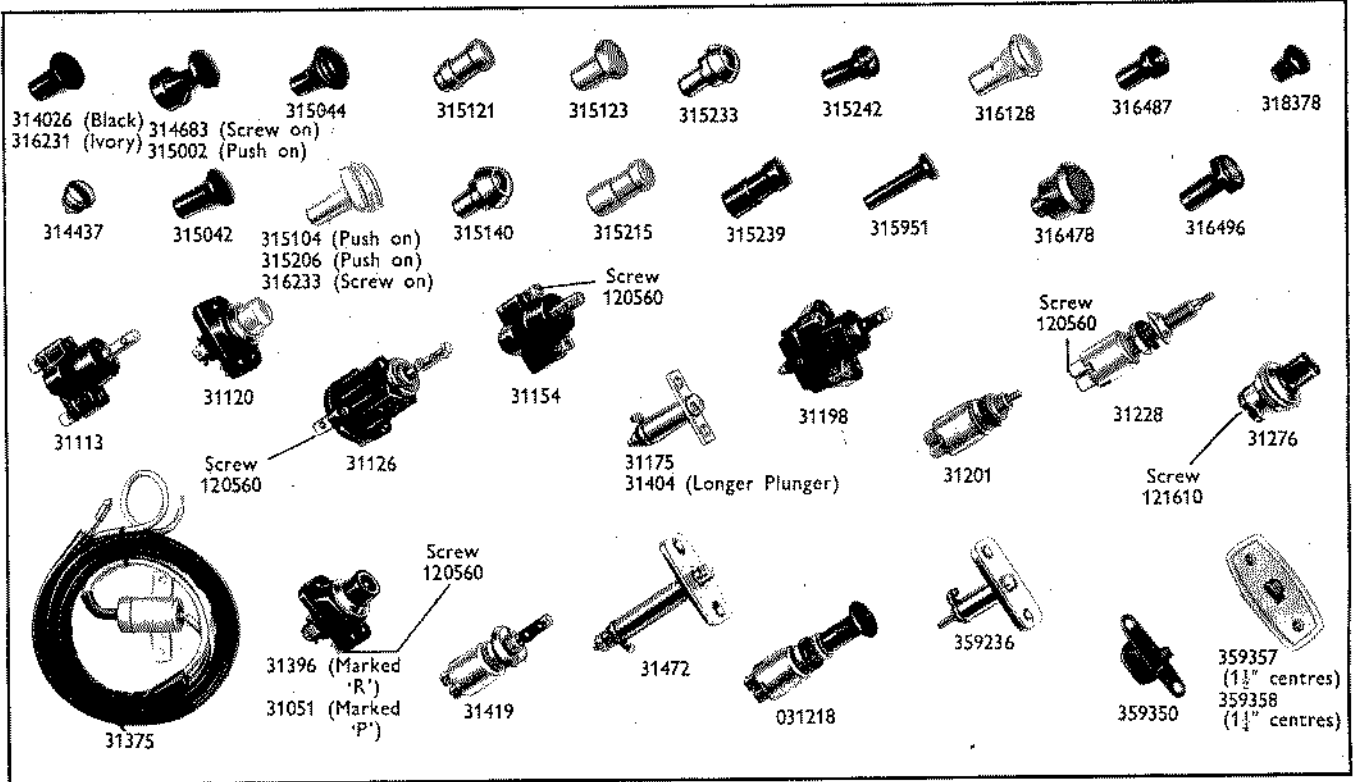
SWITCH KNOBS

BONNET, CAB, INTERIOR, MAP AND ROOF LIGHT SWITCHES

For illustrations and details of switches see page R3.

Part No.	Fitted to Model	Finish	Marking	Method of fitting
314026	PS7-1	Black ..	Plain	Screw on 8 A.N.C. thread
314437	PS7-1	C.P. . . .	Plain	Screw on 8 A.N.C. thread
314683	PS7-1	Black ..	Plain	Screw on 8 A.N.C. thread
315002	PPG1	Black ..	Plain	Grub screw
315042	PPG1	Brown ..	Plain	Push on
315044	PPG1	Black ..	Plain	Push on
315104	PS16	Golden pearl	Plain	Push on
315121	PS16	Cream ..	Plain	Push on
315123	PS16	Mottled ivory	'C' in old gold	Push on
315140	PS16	C.P. . . .	Plain	Push on
315206	PPG2	Golden pearl	Plain	Push on
315215	PPG2	Mottled cream	Plain	Push on
315233	PPG2	C.P. . . .	Plain	Push on
315239	PPG2, PS7-2	Black ..	'I'	Push on
315242	PPG2	Black ..	'PANEL & INT' in white	Push on
315951	PS7	Black ..	Plain	Screw on 8 A.N.C. thread
316128	PPG1	Stone grey ..	Plain	Push on
316231	PS7-1	Ivory ..	Plain	Screw on 8 A.N.C. thread
316233	PS7-1	Golden pearl	Plain	Screw on 8 A.N.C. thread
316478	PS16	Grey ..	Plain	Push on
316487	PS16	Black ..	'MAP' in white	Push on
316496	PS16	Black ..	'R' in white	Push on
318378	PS7-1	Brown ..	Plain	Screw on 8 A.N.C. thread

BOOT, BONNET, CAB, CONVOY, DOOR, INTERIOR, INSPECTION, MAP, ROOF AND STEP LIGHT SWITCHES




Part No.	Model	Usage	Action	Finish	Fixing	Special Features
31051	PS9	Interior light	Push on-off, tumbler	C.P. bezel	Single hole	Brown knob marked 'P' in cream; as 31396 except for knob marking.
31113	PS16	Map light	Pull on-push off	Moulded body	Single hole	Less knob; as 31154 but terminals reversed.
31120	PS9	Roof lamp	Push on-off, tumbler	C.P. bezel	Single hole	Plain ivory knob.
31126	PPG1	Interior light	Two stage pull on-push off	C.P. bezel, moulded body	Single hole	Less knob.
31154	PS16	Roof lamp	Pull on-push off	Moulded body	Single hole	Less knob; as 31113 but terminals reversed.
31175	94	Step light, door or boot lamp	Push	C.P.	Two hole	As 31404 except for length of plunger travel.
31198	PPG2	Roof lamp	Two stage pull on-push off	Moulded body	Two hole	Less knob.
31201	PS7-1	Map light, cab light or bonnet light	Pull on-push off	C.P. bezel	Single hole	Short thread for metal panel fitting; as 31228 except for length of thread.
31228	PS7-1	Interior light	Pull on-push off	C.P. bezel	Single hole	Long thread for wood panel fitting; as 31201 except for length of thread.
31276	PS6	Interior light, convoy light or inspection lamp	Rotary on-off	C.P. bezel	Single hole	Black knob.
31375	BMS1	Boot lamp	—	—	Two hole	Mercury contact incorporated; special for Rolls-Royce.
31396	PS9	Roof lamp	Push on-off, tumbler	C.P. bezel	Single hole	Brown knob marked 'R' in cream; as 31051 except for knob marking.
31404	94	Roof lamp	Push	C.P.	Two hole	As 31175 except for length of plunger travel.
31419	PS7-2	Interior light	Pull on-push off	C.P. bezel	Single hole	Round chromium plated fixing nut, less knob.
31472	8	Interior light or door light	Push	C.P.	Two hole	—
031218	PS7-1	Interior light	Pull on-push off	C.P. bezel	Single hole	Short thread for metal panel fitting; complete with plain black knob No. 314026.
359236	88	Boot light	Push	C.P.	Two hole	Complete with cable.
359350	10P	Roof lamp	Slide	—	Two hole	As 359357 but less cover plate.
359357	10P	Roof lamp	Slide	C.P. escutcheon plate	Two hole	As 359358 but larger; black knob.
359358	10P	Roof or boot light	Slide	C.P. escutcheon plate	Two hole	As 359357 but smaller; black knob.

All PS and PP Switches, with the exception of the PS6, are fitted with Terminal Screw No. 120560. Terminal Screw for PS6 is No. 121610.

For suitable switch knobs see page R2.



CARBURETTOR CHOKE AND CHOKE WARNING LIGHT SWITCHES



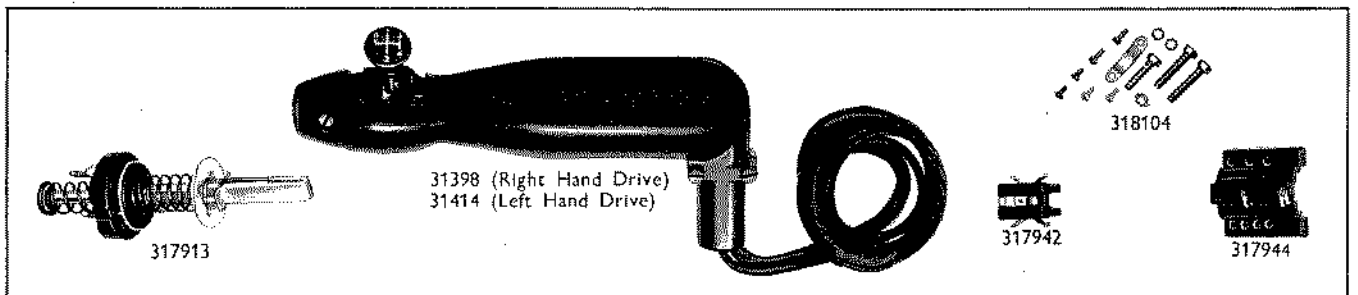
Part No.	Model	Action	Finish	Fitting	Special Features
31077	SS10	Push	Black	Single hole ..	Two grub screw terminals.
31109	54C	Pull	Black	Two hole flange	Two grub screw terminals.
31113	PS16	Pull on-push off	Black	Single hole ..	Less knob; moulded body
31201	PS7-1	Pull on-push off	C.P. bezel	Single hole ..	Less knob; two grub screw terminals.
31248	PS19	Pull on-push off	C.P. bezel	Single hole ..	Less knob; moulded body.
31276	PS6	Rotary on-off ..	C.P. bezel	Single hole ..	Plain black knob; two grub screw terminals.
031218	PS7-1	Pull on-push off	C.P. bezel	Single hole ..	Comprises switch 31201 and knob 314026.

Terminal screw for all above switches except PS6, Part No. 120560. Terminal screw for PS6 switch, Part No. 121610.

SWITCH KNOBS

Part No.	Fitted to Model	Finish	Marking	Method of fitting	Remarks
314026	PS7-1	Black	Plain	Screw on 8 A.N.C. thread	—
314437	PS7-1	C.P.	Plain	Screw on 8 A.N.C. thread	—
314683	PS7-1	Black	Plain	Screw on 8 A.N.C. thread	—
315123	PS 16 and PS19	Mottled ivory	'C' in gold	Push on	—
315989	PS7-1	Golden pearl	'CHOKE' in black	Screw on 8 A.N.C. thread	Otherwise similar to 315123.
316386	PS19	Cream	'C' in black	Push on	Otherwise similar to 315123.

PRE-SELECTOR GEAR CHANGE SWITCHES




Part No.	Model	Fitting	Special Features
31398	PGS1	Secured to steering column	Five positions (four forward, one reverse); R.H.D. models. As 31398 but markings reversed for L.H.D. models.
31414	PGS1	Secured to steering column	

DETAILED SPARE PARTS

Part No.	31398	31414
Model	PGS1	PGS1
Contacts, spring and block assembly ..	317942	317942
Spindle assembly, with rotor and springs	317913	317913
Contact assembly, fixed	317944	317944
Sundry parts, set	318104	318104

DIPPER SWITCHES



Part No.	Model	Action	Finish	Fixing	Special Features
31001	MD6	Lever 'ON-OFF'	Black bakelite	Three hole flange	Panel fitting.
31226	FS22-1	Push on-off	Natural	Four hole flange	Foot operated; similar to 31284 except for terminals.
31260	PS9	Push on-off tumbler ..	C.P. bezel	Single hole	Plain brown knob.
31277	FS32	Push on-off	Natural	Three hole flange	Special flange for American vehicles.
31284	FS22-1	Push on-off	Natural	Four hole flange	Foot operated; similar to 31226 except for terminals.
31482	9	Lever 'ON-OFF'	Black	1" clip	Supplied with packing piece for $\frac{7}{8}$ " bar.
31541	PS9	Push on-off tumbler ..	C.P. bezel	Single hole	Similar to 31260 but short black knob marked 'D' in white.
360020	FS22-1	Push on-off	Natural	Two hole flange	Foot operated; similar to 31284 but with special fixing brackets.

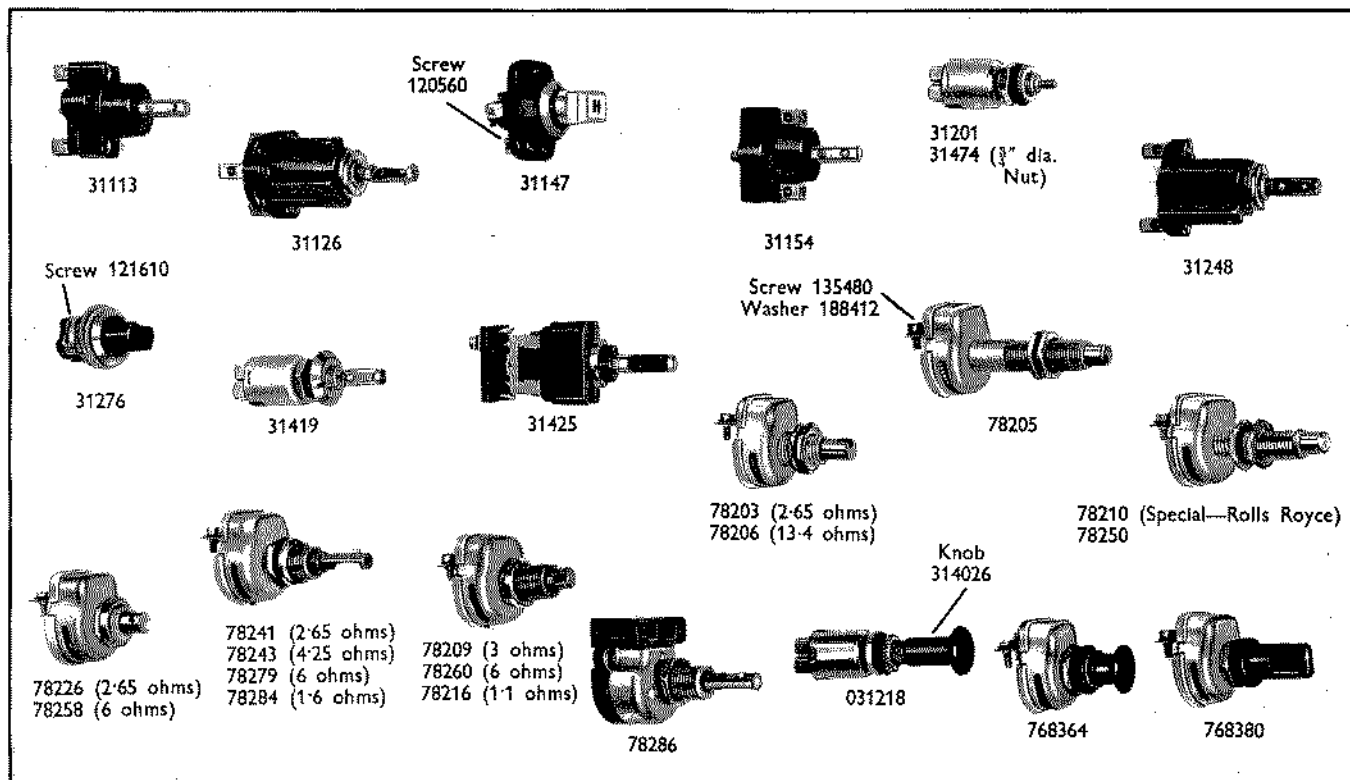
Rubber cover for use with FS22 switches, Part No. 360026.

DETAILED SPARE PARTS

Part No.	31001	31226	31260	31277	31284	31482	31541	360020
Model	MD6	FS22-1	PS9	FS32	FS22-1	9	PS9	FS22-1
Washer, base fixing screw ..	188412	—	—	—	—	—	—	—
Screw, terminal	124300	132464	120560	132464	132464	—	120560	132464
Clip	—	—	—	—	—	380427	—	—
Washer, terminal screw ..	—	185000	—	185000	185000	—	—	185000



DEMISTER, FAN, HEATER OR HEATER PLUG SWITCHES



Part No.	Model	Description	Action	Finish	Fixing	Special Features
31113	PS16	Heater	Pull on—push off	Moulded body ..	Single hole	Less knob; as 31154 but terminals reversed.
31126	PPG1	Heater or fan	Two stage pull on—push off	C.P. bezel	Single hole	Less knob.
31147	PS9	Heater	Push tumbler	Natural finish bezel	Single hole	Mottled ivory knob marked 'H' in maroon.
31154	PS16	Heater or fan	Pull on—push off	Moulded	Single hole	Less knob; as 31113 but terminals reversed.
31201	PS7-1	Heater or fan	Pull on—push off	C.P. bezel	Single hole	Short thread for metal panel fixing; as 31474 except for fixing nut.
31248	PS19	Heater or fan	Pull on—push off	C.P. bezel	Single hole	Moulded body, less knob.
31276	PS6	Heater	Rotary on—off	C.P. bezel	Single hole	Black knob.
31419	PS7-2	Heater or fan	Pull on—push off	C.P. fixing nut ..	Single hole	Less knob.
31425	PHS1	Heater plug	Push	C.P. bezel	Single hole	Less knob.
31474	PS7	Heater	Pull on—push off	C.P. bezel	Single hole	Less knob; as 31201 except for fixing nut.
78203	CHR1	Heater or fan	Rotary	Brass fixing nut ..	Single hole	Less knob; $\frac{1}{8}$ " cover bush; resistance 2.35–2.65 ohms; grub screw knob fitting.
78205	CHR1	Heater or fan	Rotary	Brass fixing nut ..	Single hole	Less knob; $\frac{1}{8}$ " cover bush; resistance 3 ohms; grub screw knob fitting.
78206	CHR1	Heater or fan	Rotary	C.P. bezel	Single hole	Less knob; $\frac{1}{8}$ " cover bush; resistance 11.6–13.4 ohms; grub screw knob fitting.
78209	CHR1	Heater	Rotary	C.P. bezel	Single hole	Less knob; $\frac{1}{8}$ " cover bush; resistance 3 ohms; grub screw knob fitting.
78210	CHR1	Heater or fan	Rotary	Brass fixing nut ..	Single hole	Less knob; $\frac{1}{8}$ " cover bush; resistance 14–16 ohms; grub screw knob fitting; special for Rolls-Royce.
78216	CHR1	Heater or fan	Rotary	C.P. bezel	Single hole	Less knob; $\frac{1}{8}$ " cover bush; resistance 1.1 ohms; grub screw knob fitting.
78226	CHR1	Heater or fan	Rotary	C.P. bezel	Single hole	Less knob; $\frac{1}{8}$ " cover bush; resistance 2.35–2.65 ohms; grub screw knob fitting.
78241	CHR1	Heater or fan	Rotary	C.P. bezel	Single hole	Less knob; $\frac{1}{8}$ " cover bush; resistance 2.35–2.65 ohms; push on knob fitting.

DEMISTER, FAN, HEATER OR HEATER PLUG SWITCHES



Part No.	Model	Description	Action	Finish	Fixing	Special Features
78243	CHR1	Heater ..	Rotary	C.P. bezel	Single hole	Less knob; $\frac{3}{32}$ " cover bush; resistance 4.25 ohms; push on knob fitting.
78250	CHR1	Heater or fan	Rotary	C.P. bezel	Single hole	Less knob; $1\frac{1}{2}$ " cover bush; resistance 2.35-2.65 ohms; grub screw knob fitting.
78258	CHR1	Heater ..	Rotary	C.P. bezel	Single hole	Less knob; $\frac{1}{2}$ " cover bush; resistance 5-6 ohms; grub screw knob fitting.
78260	CHR1	Heater ..	Rotary	C.P. bezel	Single hole	Less knob; $\frac{3}{32}$ " cover bush; resistance 5-6 ohms; grub screw knob fitting.
78279	CHR1	Heater or fan	Rotary	Brass fixing nut ..	Single hole	Similar to 78260 but suitable for push on type knob.
78284	CHR1	Heater or fan	Rotary	Brass fixing nut ..	Single hole	Less knob; $\frac{3}{32}$ " cover bush; resistance 1.4-1.6 ohms; push on knob fitting.
78286	CHR3	Demister, Heater or fan	Rotary three way	Brass fixing nut ..	Single hole	Less knob; $\frac{11}{16}$ " cover bush; resistance 4.5-5 ohms; push on knob fitting.
031218	PS7	Heater or fan	Pull on-push off	C.P. bezel	Single hole	For metal panel fitting; as 31201 but complete with knob 314026.
768364	CHR1	Heater or fan	Rotary	—	Single hole	$\frac{11}{16}$ " threaded shank; resistance 12.5 ohms; complete with knob.
768380	CHR1	Heater or fan	Rotary	Black bezel ..	Single hole	$\frac{1}{2}$ " cover bush; resistance 7-8 ohms; complete with knob.

Suitable knobs for the above switches will be found on page R8.

DETAILED SPARE PARTS

Part No.	31113	31126	31147	31154	31201	31248	31276	31419	31474
Model	PS16	PPG1	PS9	PS16	PS7-1	PS19	PS6	PS7-2	PS7-1
Knob	—	—	—	—	—	—	—	—	—
Screw, terminal	120560	120560	120560	120560	120560	120560	121610	120560	120560
Washer, shakeproof ..	—	—	—	—	—	—	—	—	—
Nut, terminal screw ..	—	—	—	—	—	—	—	—	—

Part No.	†78203	†78205	†78206	†78209	†78210	†78216	†78226	†78241	†78243
Model	CHR1	CHR1	CHR1	CHR1	CHR1	CHR1	CHR1	CHR1	CHR1
Knob	‡768442	‡768424	‡768378	‡768473	‡768473	‡768522	‡768473	‡315042	—
Screw, terminal	135480	135480	135480	135480	135480	135480	135480	135480	135480
Washer, shakeproof ..	188412	188412	188412	188412	188412	188412	188412	188412	188412
Nut, terminal screw ..	—	—	—	—	—	—	—	—	—

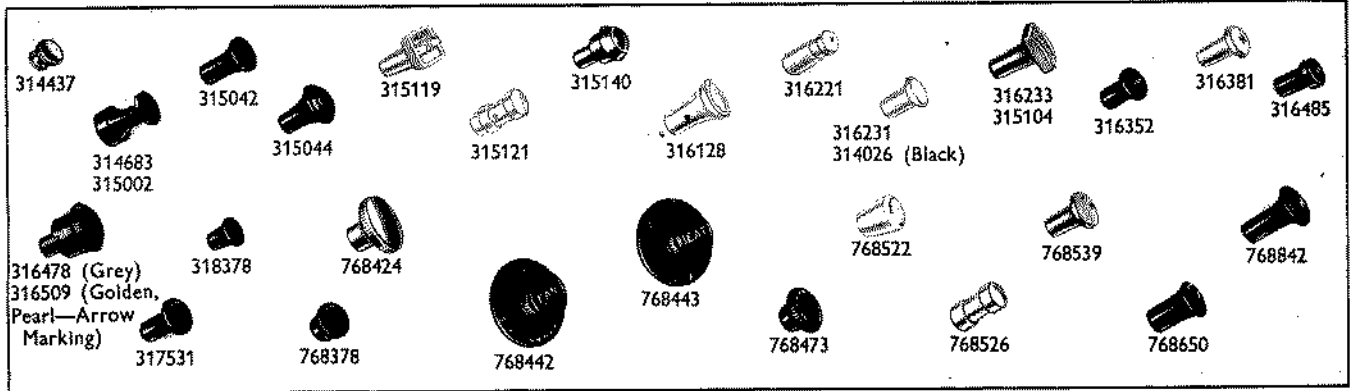
Part No.	†78250	†78258	†78260	†78279	†78284	78286	031218	768364	768380
Model	CHR1	CHR1	CHR1	CHR1	CHR1	CHR3	PS7	CHR1	CHR1
Knob	‡768378	‡768378	—	—	‡315042	—	314026	768378	768378
Screw, terminal	135480	135480	135480	135480	135480	135444	120560	135480	135480
Washer, shakeproof ..	188412	188412	188412	188412	188412	185007	—	188412	188412
Nut, terminal screw ..	—	—	—	—	—	165390	—	—	—

† Supplied less knob

‡ Order separately



KNOBBS FOR DEMISTER, FAN, HEATER OR HEATER PLUG SWITCHES




SWITCH KNOBS

Part No.	Fitted to Model	Finish	Marking	Method of fitting
314026	PS7-1	Black	Plain	Screw on 8 A.N.C. thread
314437	PS7-1	C.P.	Plain	Screw on 8 A.N.C. thread
314683	PS7-1	Black	Plain	Screw on 8 A.N.C. thread
315002	PPG1	Black	Plain	Grub screw
315042	CHR1 or PPG1	Brown	Plain	Push on
315044	PPG1	Black	Plain	Push on
315104	PS16	Golden pearl	Plain	Push on
315119	PS16	Mottled ivory	'HEATER' in black	Push on
315121	PS16	Cream	Plain	Push on
315140	PS16	C.P.	Plain	Push on
316128	PPG1	Stone grey ..	Plain	Push on
316221	PS7-1	Mottled cream	'H' in black	Screw on 8 A.N.C. thread
316231	PS7-1	Ivory	Plain	Screw on 8 A.N.C. thread
316233	PS7-1	Golden pearl	Plain	Screw on 8 A.N.C. thread
316352	PS19	Black	'FAN' in white	Push on
316381	PS19	Cream	'H' in dark brown	Push on
316478	PS16	Grey	Plain	Push on
316485	PS16	Black	'FAN' in white	Push on
316509	CHR1	Golden pearl	A double-headed arrow in black	Push on
317531	PS7-2	Black	'HEATER' in white	Push on
318172	PRSS5	Black	'H' in white	Push on
318378	PS7-1	Brown	Plain	Screw on 8 A.N.C. thread
768378	CHR1	Brown	An arrow in white	Grub screw
768424	CHR1	C.P.	Plain	Grub screw
768442	CHR1	Walnut	'FAN' 'OFF-ON-DECREASE' and an arrow in green	Grub screw
768443	CHR1	Walnut	'HEAT' 'ON' 'OFF' in green	Grub screw
768473	CHR1	Black	'FAST-SLOW-HEATER' in white	Grub screw
768522	CHR1	Ivory	'FAST-SLOW-HEATER' in black	Grub screw
768526	CHR1	Mottled ivory	An arrow in black	Push on
768539	CHR1	Mottled ivory	'H' and an arrow in old gold	Push on
768650	CHR1	Brown	'H' and an arrow in white	Grub screw
768842	CHR1	Black	'H' in white	Push on

For details of switches see pages R6-R7.

FOGLAMP SWITCHES



Part No.	Model	Action	Finish	Fixing	Special Features
31113	PS16	Pull on-push off	Moulded body	Single hole	Less knob; as 31154 but terminals reversed.
31114	PPG2	Two stage, pull on-push off	Moulded body	Two hole	Less knob.
31120	PS9	Push on-off tumbler	C.P. bezel	Single hole	Plain ivory knob.
31126	PPG1	Two stage, pull on-push off	Moulded body, C.P. bezel	Single hole	Less knob.
31154	PS16	Pull on-push off	Moulded body	Single hole	Less knob; as 31113 but terminals reversed.
31201	PS7-1	Pull on-push off	C.P. bezel	Single hole	Less knob; short thread for metal panel fitting.
31228	PS7-1	Pull on-push off	C.P. bezel	Single hole	Less knob; as 31201 but longer thread for wood panel fitting.
31248	PS19	Pull on-push off	Moulded body, C.P. bezel	Single hole	Less knob; as 31316 but terminals reversed.
31276	PS6	Rotary on-off	C.P. bezel	Single hole	Complete with plain black knob.
31316	PS19	Pull on-push off	Moulded body, C.P. bezel	Single hole	Less knob; as 31248 but terminals reversed.
31339	PS6	Rotary on-off	C.P. bezel	Single hole	Long body, plain black knob; as 314091 except for wood panel fitting.
314091	PS6	Rotary on-off	C.P. bezel	Single hole	Plain black knob; as 31313 except for metal panel fitting.
359653	S37	Rotary on-off	Moulded body	Two hole	Similar to 359671 except for colour and fixing of handle.
359671	S37	Rotary on-off	Moulded body	Two hole	Complete with lever and stem.

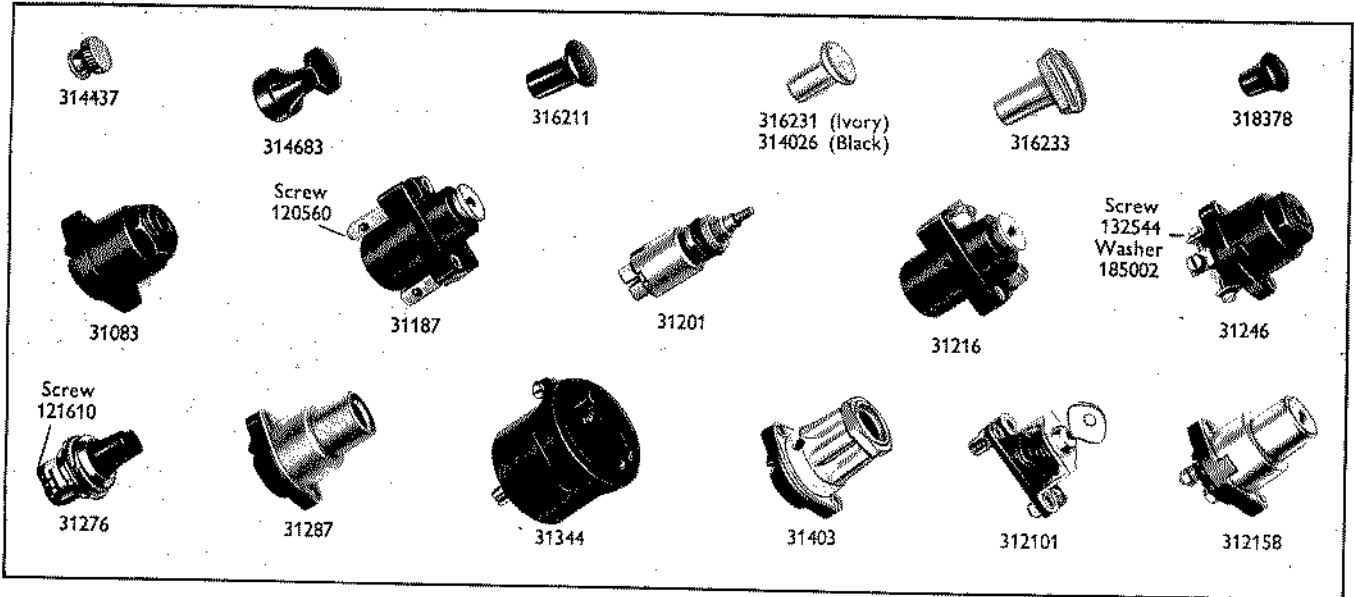
Terminal screw for all switches except PS6 and S37, Part No. 120560. Terminal screw for PS6 and S37, Part No. 121610.

SWITCH KNOBS

Part No.	Model	Finish	Marking	Method of fitting	Part No.	Model	Finish	Marking	Method of fitting
314026	PS7-1	Black	Plain	Screw on 8 A.N.C. thread	315233	PPG2	C.P.	Plain	Push on
314403	PS7-1	Black	'FOG' in white	Screw on 8 A.N.C. thread	315244	PPG2	Black	'F' in white	Push on
314437	PS7-1	C.P.	Plain	Screw on 8 A.N.C. thread	315951	PS7-1	Black	Plain	Screw on 8 A.N.C. thread
314660	PS7-1	Walnut	'FOG LAMP' in white	Screw on 8 A.N.C. thread	315995	PS7-1	Burgundy	'F' in white	Screw on 8 A.N.C. thread
314683	PS7-1	Black	Plain	Screw on 8 A.N.C. thread	316116	PPG1	Brown	'F' in white	Push on
314698	PS7-1	Fawn	'F' in dark maroon	Screw on 8 A.N.C. thread	316134	PPG1	Black	'F' in white	Push on
315042	PPG1	Brown	Plain	Push on	316140	PPG1	Black	'F' in white	Push on
315044	PPG1	Black	Plain	Push on	316147	PPG1	Cream, C.P. bezel	'F' in red	Push on
315104	PS16	Golden pearl	Plain	Push on	316153	PPG1	Cream	'F' in brown	Push on
315121	PS16	Cream	Plain	Push on	316204	PS7-1	Brown	'F' in white	Screw on 8 A.N.C. thread
315131	PS16	Mottled ivory	'FOG' in black	Push on	316231	PS7-1	Ivory	Plain	Screw on 8 A.N.C. thread
315140	PS16	C.P.	Plain	Push on	316233	PS7-1	Golden pearl	Plain	Screw on 8 A.N.C. thread
315206	PPG2	Golden pearl	Plain	Push on	316478	PS16	Grey	Plain	Push on
315220	PPG2	Mottled ivory	'F' in old gold	Push on	318378	PS7-1	Brown	Plain	Screw on 8 A.N.C. thread



IGNITION SWITCHES



Part No.	Model	Action	Finish	Fixing	Special Features
31083	S53	Rotary on-off ..	Black	Single hole ..	Similar to 31246 except for terminals.
31187	S55	Rotary on-off ..	—	Two hole ..	
31201	PS7-1	Pull on-push off	C.P. bezel ..	Single hole ..	Less knob.
31216	S55	Rotary on-off ..	—	Two hole ..	Similar to 31187 but terminals reversed.
31246	S56	Rotary on-off ..	Black	Two hole flange	Suitable for double panel plate fixing.
31276	PS6	Rotary on-off ..	C.P. bezel ..	Single hole ..	Plain black knob.
31287	S45	Rotary on-off ..	C.P. lock barrel	Two hole flange	Supplied less lock and keys.
31344	S50	Rotary on-off ..	Black dial and rim	Spring circlip ..	—
31403	S45	Rotary on-off ..	C.P. lock barrel	Single hole ..	Similar to 31287 but fixed in panel by locking nut.
312101	S36	Rotary on-off ..	—	Two hole ..	—
312158	S45	Rotary on-off ..	C.P. lock barrel	Two hole flange	Complete with lock.


DETAILED SPARE PARTS

Part No.	Model	31083	31187	31201	31216	31246	31276	31287	31344	31403	312101	312158
Model		S53	S55	PS7-1	S55	S56	PS6	S45	S50	S45	S36	S45
Lock, with keys		—	345070	—	345070	—	—	—	—	—	—	345070
Screw, terminal		120560	120560	120560	120560	132544	121610	120560	120560	120560	120560	120560
Key		312305	—	—	—	312305	—	—	—	—	344715	—
Washer, spring		—	—	—	—	185002	—	—	—	—	—	—
Spring, fixing		—	—	—	—	—	—	—	312068	—	—	—

SWITCH KNOBS

Part No.	Fitted to Model	Finish	Marking	Method of fitting
314026	PS7-1	Black	Plain	Screw on 8 A.N.C. thread
314437	PS7-1	C.P.	Plain	Screw on 8 A.N.C. thread
314683	PS7-1	Black	Plain	Screw on 8 A.N.C. thread
316211	PS7-1	Brown	'1' in white	Screw on 8 A.N.C. thread
316231	PS7-1	Ivory	Plain	Screw on 8 A.N.C. thread
316233	PS7-1	Golden pearl	Plain	Screw on 8 A.N.C. thread
318378	PS7-1	Brown	Plain	Screw on 8 A.N.C. thread

IGNITION AND LIGHTING SWITCHES



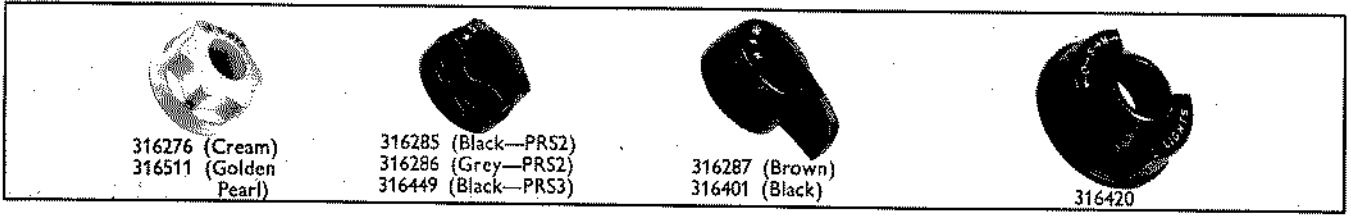
Part No.	Model	Action	Finish	Fixing	Special features
30090	---	---	---	---	Conversion for obsolete SM5 Switchbox; includes Ammeter 36047, Switch 34079 and Warning Light 38046.
31194	PRS2	Rotary three way	Metal clad brown bakelite	Two hole	Less lock.
31288	PRS3	Rotary three way	Black dial; C.P. bezel	Spring circlip	With ignition lock and keys.
31421	PRS3	Rotary three way	Black bezel	Spring circlip	Less lock.
31424	PRS3	Rotary three way	Black bezel	Spring circlip	Less lock.
34005	PLC6	Rotary three way	Brown dial and upswept knob, no lettering	Four hole flange	With ignition lock and keys.
34019	PLC2	Rotary three way	C.P. dial and handle	Two hole flange	With ignition lock and keys.
34033	PLC6	Rotary three way	Black knob and dial; ignition knob marked 'START' in white	Four hole flange	---
34038	PLC6	Rotary three way	Square ivory knob, no marking	Single hole	With ignition lock and keys.
34043	PLC6	Rotary three way	Black handle and dial marked 'OFF-SIDE-HEAD' in white	Two hole flange	With ignition lock and keys.
34046	PLC5	Rotary three way	Black handle and dial marked 'C-OFF-M' in white; C.P. bezel	Spring circlip	With ignition lock and keys.
34054	PLC6	Rotary three way	Black upswept handle and dial marked 'OFF-S-H'; black ignition knob marked 'ON'; C.P. bezel	Spring circlip	---
34055	PLC6	Rotary three way	Black upswept handle and dial marked 'OFF-S-H'; C.P. bezel	Spring circlip	With ignition lock and keys.
34056	PLC6	Rotary three way	Brown upswept handle; cream dial marked 'OFF-S-H' in brown; C.P. bezel	Spring circlip	With ignition lock and keys.
34057	PLC6	Rotary three way	Black handle and dial marked 'OFF-LOW-HIGH'; C.P. bezel	Spring circlip	With ignition lock and keys.
34063	PLC6	Rotary three way	Brown handle; cream dial marked 'OFF-S-H' in brown; C.P. bezel	Two hole flange	With ignition lock and keys.
34070	PLC5	Rotary four way	Black handle; cream dial marked 'LOW-HIGH-SIDE-HEAD' in black; C.P. bezel	Spring circlip	With ignition lock and keys.
34078	PLC2	Rotary four way	Black upswept handle; C.P. dial; markings '1-2-SIDE-HEAD' shown in black on white slide	Spring circlip	With ignition lock and keys.
34079	PLC2	Rotary four way	Black upswept handle; C.P. dial; markings '1-2-SIDE-HEAD' shown in black on white slide; black ignition knob marked 'ON' in white	Spring circlip	---
34080	PLC5	Rotary three way	Black handle and dial marked 'OFF-LOW-HIGH' in white	Spring circlip	Spade type lock complete with key.
34090	PLC6	Rotary three way	---	Spring circlip	Less handle; complete with lock.
031366	PLC6	Rotary three way	As 34055	Two hole flange	As 34055 but with flange 344931.
344443	PLC2	Rotary four way	As 34078	Two hole flange	As 34078 but with flange 344931.
344508	PLC5	Rotary four way	Black handle marked 'H-S-FC-1/2 C' in white	Single hole	With spade type lock and keys.
344509	PLC5	Rotary three way	Black handle marked 'H-S-OFF' in white	Single hole	With spade type lock and keys.
344646	PLC5	Rotary three way	Black knob and dial marked 'OFF-SIDE-HEAD'; C.P. bezel	Single hole	With ignition lock and keys.

For suitable switch knobs see page R12.



IGNITION AND LIGHTING SWITCHES

For descriptions and illustrations of switches see page R11.



SWITCH KNOBS

Part No.	Model	Finish	Marking	Method of fitting
316276	PRS2	Mottled cream	'H-S-OFF' in black	Push on
316285	PRS2	Black	'H-S-OFF' in white	Push on
316286	PRS2	Grey	'H-S-OFF' in white	Push on
316287	PRS2	Brown	'H-S-OFF' in cream	Push on
316401	PRS3	Black	'H-S-OFF' in white	Push on
316420	PRS3	Black	'O-S-H LIGHTS' in white	Push on
316449	PRS3	Black	'H-S-OFF' in white	Push on
316511	PRS2	Golden pearl	'H-S-OFF' in black	Push on

DETAILED SPARE PARTS

Part No. Model	31194 PRS2	31288 PRS3	31421 PRS3	31424 PRS3	34005 PLC6	34019 PLC2	34033 PLC6	34038 PLC6
Screw, terminal	120560	132486	132464	132464	120560	120560	120560	120560
Lock	—	345070	—	—	345070	345070	—	345070
Washer, spring	—	185000	185000	185000	—	—	—	—
Knob	—	—	—	—	—	—	345065	344990
Fixing spring	—	312068	312068	312068	—	—	—	344197

Part No. Model	34043 PLC6	34046 PLC5	34054 PLC6	34055 PLC6	34056 PLC6	34057 PLC6	34063 PLC6	34070 PLC5
Screw, terminal	120560	120560	120560	120560	120560	120560	120560	120560
Lock	345070	—	—	345070	345070	345070	345070	—
Knob	—	—	345065	—	—	—	—	—
Fixing spring	—	344197	344197	344197	344197	344197	—	—
Key	—	—	—	—	—	—	—	344715

Part No. Model	34078 PLC2	34079 PLC2	34080 PLC5	34090 PLC6	031366 PLC6	344443 PLC2	344508 PLC5	344509 PLC5	344646 PLC5
Screw, terminal	120560	120560	120560	120560	120560	120560	120560	120560	120560
Lock	345070	—	—	345070	345070	345070	—	—	—
Plate..	—	—	—	—	344931	—	—	—	—
Knob	—	345065	—	—	—	—	—	—	—
Fixing spring	344197	344197	—	—	344197	—	—	—	—
Key	—	—	344715	—	—	—	344715	—	344715

STANDARDISATION OF PLC SWITCHES



The Lucas PLC Switchbox has been supplied as initial equipment for a number of years, and during that time its design has remained basically the same. In view of this, and to prevent carrying unnecessary stocks of individual switches, we have been continually working towards a standard switch for service replacements. We realise that the customer expects a switch which is similar in appearance to the original unit, and this point has been carefully borne in mind whilst standardising. Two types of switch are involved; they are:

1. **Switches with non-detachable knob and dial**
Standard switches of this type are listed below, together with the initial equipment they replace. Descriptions and photographs have been added (in Part I) to aid in identification.
2. **Switches with detachable knob and dial**
In this case, one standard switch unit will replace the complete range and, if the customer requires a new knob or dial, suitable replacements are available.
This standard switch is described and illustrated (in Part II) and a list of replacement knobs has been included.

PART I List of standard switches for replacement

These switches cannot be stripped down for service purposes and replacement switches are supplied complete with dial, knob and keys where applicable.


Part No. of Original Fitting	Replaced by Part No.	Part No. of Original Fitting	Replaced by Part No.
34002	34055	34057	—
34005	—	34058	34065
34006	34056	34059	34056
34009	34056	34062	34056
34014	34055	34063	—
34017	34057	34065	—
34018	34055	34068	—
34019	—	34070	—
34020	34054	34075	34055
34022	34054	34078	—
34026	34055	34079	—
34031	34065	34080	—
34033	—	344443	—
34035	34055	344508	—
34038	—	344509	—
34043	—	344597	—
34046	—	344646	—
34049	34054	344669	34080
34054	—	344694	34078
34055	—	344927	34078
34056	—	344928	34079

Note—Where no replacement is shown, stocks are carried of the original fitting.

The following is a general description of these standard switches:

Model PLC6 Part No. 34005. 3-position switch (OFF, SIDE, HEAD) with brown dial and upswept knob. No lettering on dial (switch positions marked on panel); four hole flange fitting; complete with lock and keys.

Model PLC2 Part No. 34019. 4-position switch (LOW, HIGH, SIDE, HEAD) with special C.P. dial and handle; two hole flange fitting; complete with lock and keys (similar in appearance to 34043).



Model PLC6 Part No. 34033. 3-position switch (OFF, SIDE, HEAD) with large black knob, inset with ignition knob marked with white lettering 'START'; no lettering on dial (switch positions marked on panel); four hole flange fixing.

Model PLC6 Part No. 34038. 3-position switch (OFF, SIDE, HEAD) with large square knob; no lettering on dial (switch positions marked on panel); complete with lock and keys.

Model PLC6 Part No. 34043. 3-position switch (OFF, SIDE, HEAD) with special black dial and handle marked with white lettering; two hole flange fixing; complete with lock and keys.

Model PLC5 Part No. 34046. 3-position switch (COIL, OFF, MAGNETO) with black dial and handle and C.P. bezel; white lettering on dial; no lock or keys (similar in appearance to 34065).

Model PLC6 Part No. 34054. 3-position switch (OFF, SIDE, HEAD) with black dial and upswept handle, C.P. bezel, black lettering on white slide and ignition knob marked 'ON'.
Replaces: 34020, 34022, 34049.

Model PLC6 Part No. 34055. 3-position switch (OFF, SIDE, HEAD) with black dial and upswept handle, black lettering on white slide and C.P. bezel; complete with lock and keys.
Replaces: 34002, 34014, 34018, 34026, 34035, 34075.

Model PLC6 Part No. 34056. 3-position switch (OFF, SIDE, HEAD) with cream dial, brown lettering, upswept handle and C.P. bezel; complete with lock and keys.
Replaces: 34006, 34009, 34059, 34062.

continued



STANDARDISATION OF PLC SWITCHES

Model PLC6 Part No. 34057. 3-position switch (OFF, LOW, HIGH) with black dial and handle; white lettering and C.P. bezel; complete with lock and keys (similar in appearance to 34080).
Replaces: 34017.

Model PLC6 Part No. 34063. 3-position switch (OFF, SIDE, HEAD) with cream dial; brown lettering and handle and C.P. bezel; two hole flange fixing; complete with lock and keys.

Model PLC5 Part No. 34065. 3-position switch (OFF, SIDE, HEAD) with black dial and handle; white lettering on dial; no lock or keys.
Replaces: 34031, 34058.

Model PLC5 Part No. 34068. 3-position switch (OFF, CHARGE, LIGHTS) with black dial and handle; white lettering on dial; no lock or keys (similar in appearance to 34065).

Model PLC5 Part No. 34070. 4-position switch (LOW, HIGH, SIDE, HEAD) with black handle, cream dial and C.P. bezel; complete with lock and keys (similar in appearance to 34080).

Model PLC2 Part No. 34078. 4-position switch (1, 2, SIDE, HEAD) with C.P. dial and bezel; black upswept handle; black lettering on white slide; complete with lock and keys (similar in appearance to 34055).
Replaces: 344694, 344927.

Model PLC2 Part No. 34079. 4-position switch (1, 2, SIDE, HEAD) with C.P. dial and bezel; black upswept handle and ignition knob; black lettering on white slide (similar in appearance to 34054).
Replaces: 344928.

Model PLC5 Part No. 34080. 3-position switch (OFF, LOW, HIGH) with black dial and handle; white lettering on the dial; spade type lock; supplied complete with keys.

Model PLC2 Part No. 344443. 4-position switch (1, 2, SIDE, HEAD) with C.P. dial and bezel; black upswept handle; black lettering on white slide; complete with lock and keys.

Model PLC5 Part No. 344508. 4-position switch (HEAD, SIDE, FULL CHARGE, HALF CHARGE); special black handle with white lettering; complete with lock and keys.

Model PLC5 Part No. 344509. 3-position switch (HEAD, SIDE, OFF); special black handle with white lettering; complete with lock and keys.

Model PLC5 Part No. 344597. 4-position switch (LOW, HIGH, SIDE, HEAD) with black dial and handle; white lettering on dial; C.P. bezel; complete with lock and keys (similar in appearance to 34080). *Special for Magneto.*

Model PLC5 Part No. 344646. 3-position switch (OFF, SIDE, HEAD) with black dial and large knob; white lettering on dial; C.P. bezel; complete with lock and keys.

PART II

The **Standard Switch** for replacing those with detachable knob and dial is **Model PLC6 Part No. 34090.**

It is a 3-position switch (OFF, SIDE, HEAD) supplied complete with lock and keys, and will replace the following:

34023	34050	34067	34081
34025	34052	34071	34084
34034	34061	34073	

The switch is more likely to require replacement than the knob or dial, and is supplied separately. But if the customer requires a new knob or dial, those available for use with the standard switch are listed below:

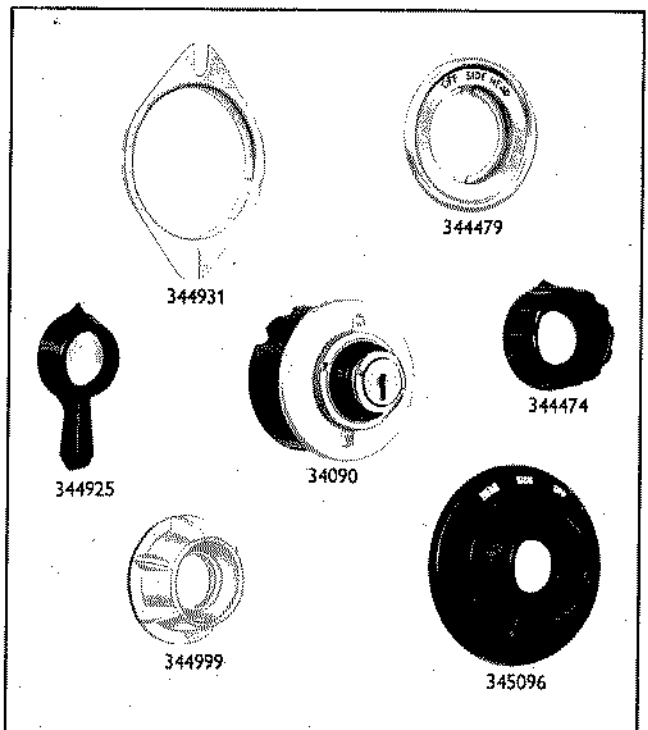
Knobs

- 344474—Black bakelite, with pointer.
(replaces knob fitted to switches 34025, 34071, 34084).
- 344925—Black bakelite, with handle and pointer.
(replaces knob fitted to switch 34081).
- 344999—Cream finished diecasting, with cut-away.
(replaces knob fitted to switches 34023, 34034, 34050).
- 345096—Black bakelite (with 'HEAD', 'SIDE', 'OFF' marked in white).
(replaces knob fitted to switches 34061, 34067, 34073, 34052).

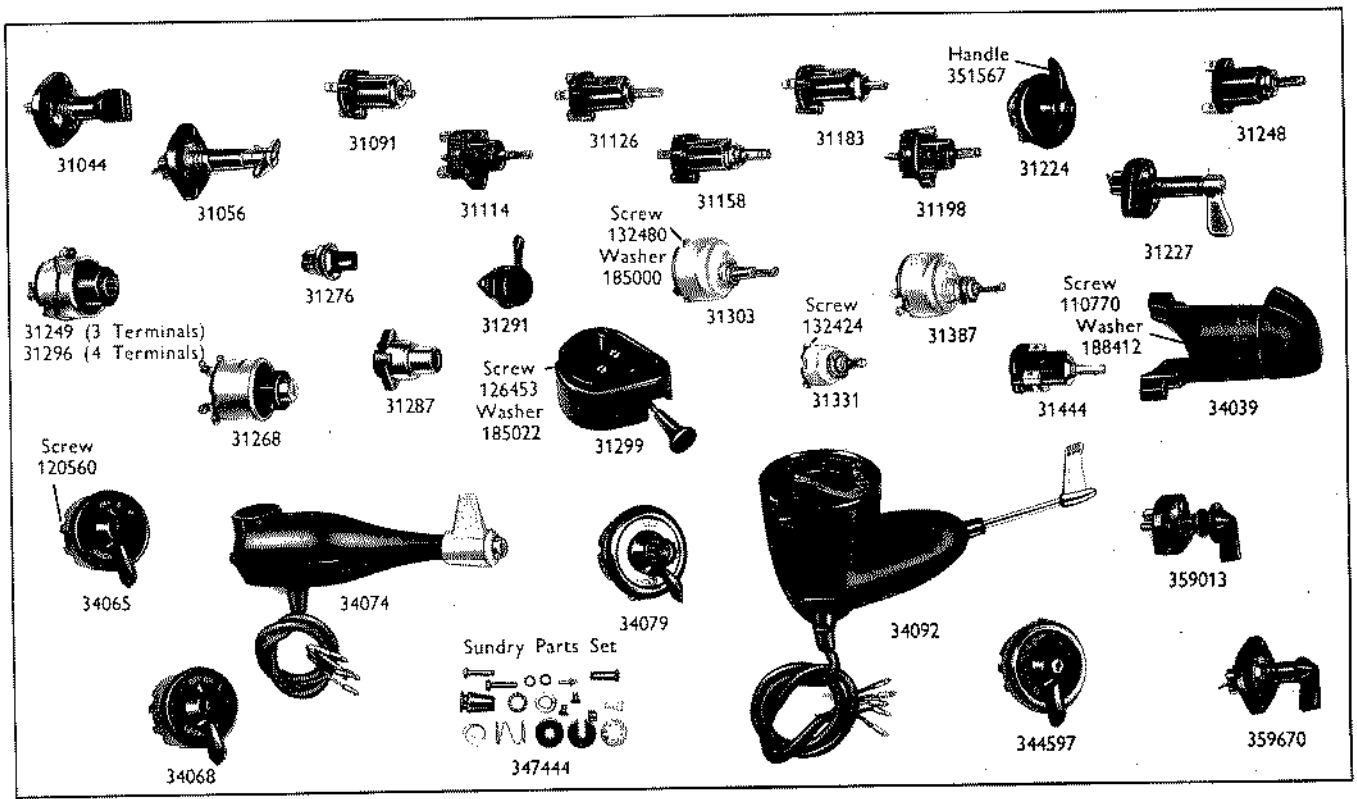
Dial

- 344479—C.P., with 'OFF', 'SIDE', 'HEAD' marked in black.

Note.—Flange No. 344931 can be used to fit all flange fixing type switches in this range.



LIGHTING SWITCHES



Part No.	Model	Action	Finish	Fixing	Special Features
31044	S37	Rotary	Black	Two hole	Black handle marked 'LAMPS' in green.
31056	S37	Rotary	Black and chrome	Two hole	C.P. handle.
31091	PPG1	Two stage pull on-push off	Moulded body; C.P. bezel	Single hole	Less knob.
31114	PPG2	Two stage pull on-push off	Moulded body	Two hole	Less knob.
31126	PPG1	Two stage pull on-push off	Moulded body; C.P. bezel	Single hole	As 31091 except for knob fitting.
31158	PPG1	Two stage pull on-push off	Moulded body	Single hole	Less knob.
31183	PPG1	Two stage pull on-push off	Moulded body; C.P. bezel	Single hole	Less knob; special for wood panel fitting.
31198	PPG2	Two stage pull on-push off	Moulded body	Two hole	As 31114 but terminals reversed.
31224	U39	Rotary three way	Black	Spring circlip	Three positions marked 'OFF-L-H'.
31227	S37	Rotary	Black	Two hole	C.P. handle.
31248	PS19	Pull on-push off	Moulded body; C.P. bezel	Single hole	Less knob.
31249	PRS3	Rotary three way	Black dial; C.P. bezel	Spring circlip	Less lock.
31268	PRS4	Rotary four way	Black dial; C.P. bezel	Spring circlip	—
31276	PS6	Rotary on-off	C.P. bezel	Single hole	Black knob.
31287	S45	Rotary on-off	C.P. lock barrel	Two hole flange	Two terminal screws for leads.
31291	9RW	Lever on-off	Black cover	Two hole flange	Marked 'ON' in white.
31296	PRS3	Rotary three way	Black dial; C.P. bezel	Single hole	Separate side and tail lamp connections.
31299	HCS1	Lever on-off	Black	Fitted to steering column	—
31303	PRS5	Rotary four way	—	Single hole	Four position; less knob.
31331	PS20	Rotary on-off	—	Single hole	Less knob.
31387	PRS5	Rotary three way	—	Single hole fixing to wooden fascia	—
31444	PPG1	Two stage pull on-push off	C.P. fixing nut	Single hole	Three position; head and side lights.
34039	CRS	Rotary three way	Black marked 'O-S-H' in white	Clamped to steering column	As 31126 but terminals reversed.
34065	PLC5	Rotary three way	Black handle and dial marked 'OFF-SIDE-HEAD' in white	Spring circlip	—
34068	PLC5	Rotary three way	Black handle and dial marked 'OFF-CHARGE-LIGHTS' in white	Spring circlip	—
34074	CRS2	Push and rotary four way	Black	Clamped to steering column	Four position. 'OFF-SIDE-HEAD-DIP'; incorporates horn push.
34079	PLC2	Rotary four way	Black upswept handle; C.P. dial; markings '1-2-SIDE-HEAD' shown in black on white slide; black knob marked 'ON' in white	Spring circlip	—
34092	CRS3	Rotary four way	Black; C.P. handle	Clamped to steering column	Four position.
344597	PLC5	Rotary four way	Black handle and dial marked 'LOW-HIGH-SIDE-HEAD' in white; C.P. bezel	Spring circlip	With lock and keys; for use with magneto ignition.
359013	S37	Rotary three way	—	Two hole	—
359670	S37	Rotary three way	—	Two hole	With knob.
359674	S37	Rotary three way	—	Two hole	Similar to 359670.

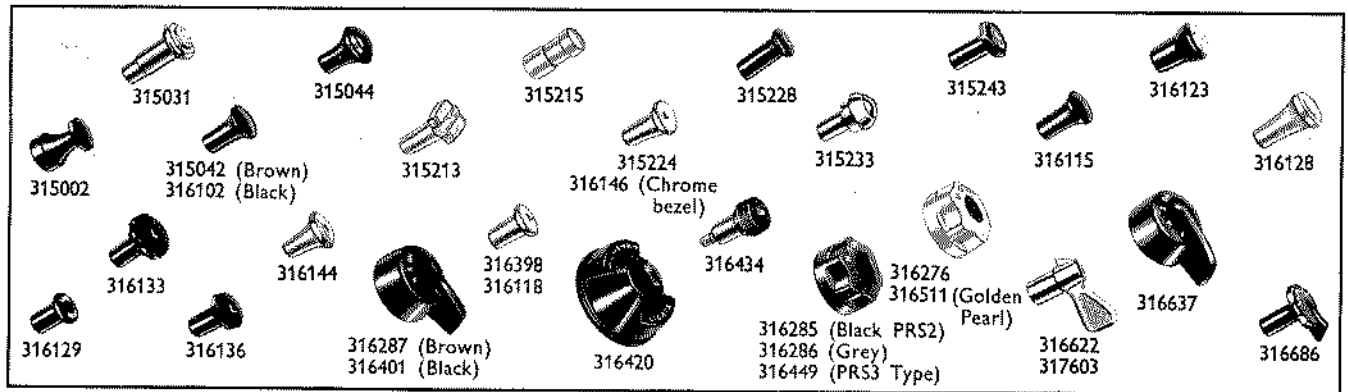
For suitable switch knobs see page R16.

continued



LIGHTING SWITCHES

For descriptions and illustrations of switches see page R15.



SWITCH KNOBS

Part No.	Fitted to Model	Finish	Marking	Method of fitting	Remarks
315002	PPG1	Black	Plain	Grub screw	—
315031	PPG1	C.P.	Raised 'L'	Push on	—
315037	PPG1	Cream	'L' in dark maroon	Push on	—
315042	PPG1	Brown	Plain	Push on	—
315044	PPG1	Black	Plain	Push on	—
315213	PPG2	Mottled ivory	'H' and 'S' lights	Push on	—
315215	PPG2	Mottled cream	Plain	Push on	—
315224	PPG2	Mottled ivory	'L' in old gold	Push on	—
315228	PPG2	Brown	'L' in cream	Push on	—
315233	PPG2	C.P.	Plain	Push on	—
315243	PPG2	Black	'L' in white	Push on	—
316102	PPG1	Black	Plain	Push on	—
316115	PPG1	Brown	'L' in white	Push on	—
316118	PPG1	Cream	'L' in black	Push on	—
316123	PPG1	Black	Plastic insert showing 'L' in black on ivory background	Push on	—
316128	PPG1	Stone grey	Plain	Push on	—
316129	PPG1	Black	'SIDE' 'HEAD' in white	Push on	—
316131	PPG1	Black	'L' in white	Push on	Otherwise as 315044
316133	PPG1	Black	'L' in white	Push on	—
316136	PPG1	Black	'L' in white	Push on	—
316144	PPG1	Cream	'L' in black	Push on	—
316146	PPG1	Cream, C.P. bezel	'L' in red	Push on	—
316276	PRS2	Mottled cream	'H-S-OFF' in black	Push on	—
316285	PRS2	Black	'H-S-OFF' in white	Push on	—
316286	PRS2	Grey	'H-S-OFF' in white	Push on	—
316287	PRS2	Brown	'H-S-OFF' in cream	Push on	—
316398	PPG1	Cream	'L' in brown	Push on	—
316401	PRS3	Black	'H-S-OFF' in white	Push on	—
316420	PRS3	Black	'O-S-H' 'LIGHTS' in white	Push on	—
316434	PRS3	Black	'ON'	Spring loaded plunger	—
316449	PRS3	Black	'H-S-OFF' in white	Push on	—
316511	PRS2	Golden pearl	'H-S-OFF' in black	Push on	—
316622	PRS5	C.P.	Plain	Push on	—
316637	PRS5	Brown	'F-H-S-OFF' in cream	Push on	—
316686	PS20	Black	'LAMPS' in white	Push on	—
317603	PRS5	C.P.	Plain	Push on	—
317662	PPG2	Cream, C.P. bezel	'L' in red	Push on	Otherwise as 315224

continued

LIGHTING SWITCHES



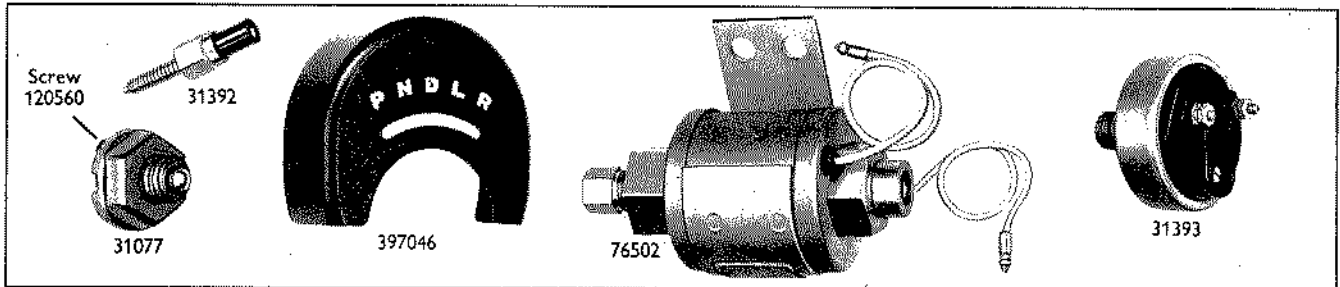
DETAILED SPARE PARTS

Part No.	31044	31056	31091	31114	31126	31158	31183	31198	31224	31227	31248
Model	S37	S37	PPG1	PPG2	PPG1	PPG1	PPG1	PPG2	U39	S37	PS19
Handle	—	—	—	—	—	—	—	—	351567	327074	—
Screw, terminal	121610	121610	120560	120560	120560	120560	120560	120560	120560	121610	120560
Spring, switch fixing	—	—	—	—	—	—	—	—	308234	—	—

Part No.	31249	31268A	31268B	31276	31287	31291	31296	31299	31303	31331	31387
Model	PRS3	PRS4	PRS4	PS6	S45	9RW	PRS3	HCS1	PRS5	PS20	PRS5
Knob	—	—	—	—	—	—	—	311061	—	—	—
Screw, terminal	132480	132424	132424	121610	120560	—	132464	126453	132480	132464	132480
Washer, spring	185000	185000	185000	—	—	—	185000	185022	185000	185000	185000
Spring, assembly fixing	312068	312068	—	—	—	—	312068	—	—	—	—

Part No.	31444	34039	34065	34068	34074	34079	34092	344597	359013	359670	359674
Model	PPG1	CRS	PLC5	PLC5	CRS2	PLC2	CRS3	PLC5	S37	S37	S37
Key	—	—	—	—	—	—	—	344715	—	—	—
Fixing spring	—	—	344197	344197	—	344197	—	344197	—	—	—
Knob	—	347375	—	—	—	345065	—	—	—	—	—
Lock and driving cup	—	—	—	—	—	—	—	—	—	—	—
Screw, terminal	120560	110770	120560	120560	—	120560	—	120560	121610	121610	121610
Washer, spring	—	188412	—	—	—	—	—	—	—	—	—
Button, horn	—	—	—	—	347408	—	—	—	—	—	—
Bezel, button retaining	—	—	—	—	347410	—	—	—	—	—	—
Lever	—	—	—	—	347406	—	—	—	—	—	—
Base, rotor and tube assembly	—	—	—	—	347432	—	—	—	—	—	—
Sundry parts, set	—	—	—	—	347444	—	—	—	—	—	—

BORG WARNER TRANSMISSION SWITCHES

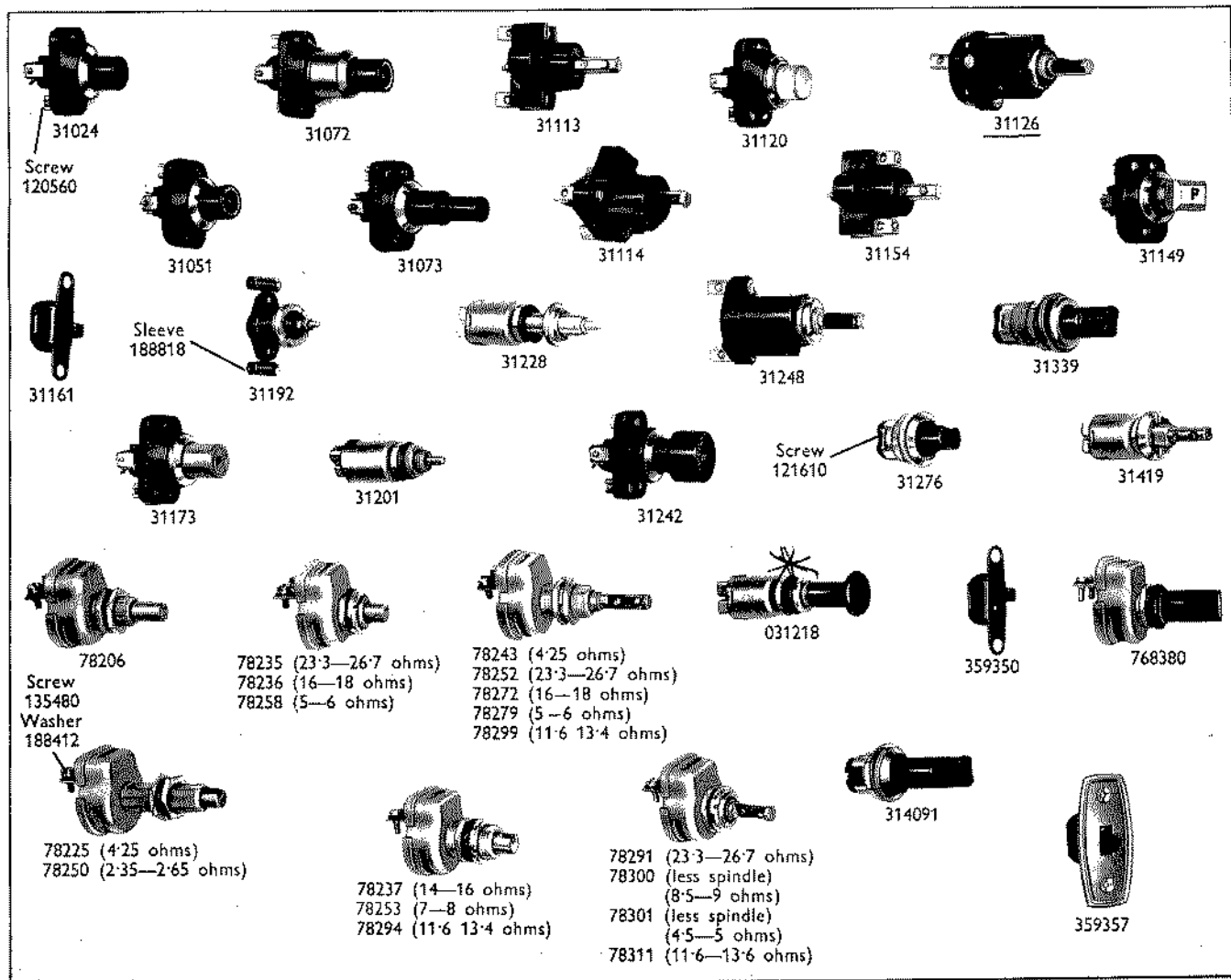


Part No.	Model	Usage	Action	Fixing	Special Features
31077	SS10-1	Starter interrupter	Push	Single hole	Fitted to gearbox.
31392	TOS1	Throttle	Push	Single hole	Earth return.
31393	HPS1	Hydraulic pressure	Hydraulic pressure	Single hole	Insulated return.
76502	BVS1	Brake line valve solenoid	Solenoid	Two hole	Fitted in rear brake line.
397046	—	Selector cover	—	—	—

Terminal screw for SS10-1 switch, Part No. 120560.



PANEL LIGHT SWITCHES



Part No.	Model	Action	Finish	Fixing	Special Features
31024	PS9	Push on-off tumbler ..	C.P. bezel	Single hole	Black knob marked 'P' in white.
31051	PS9	Push on-off tumbler ..	C.P. bezel	Single hole	Brown knob marked 'P' in cream.
31072	PS9	Push on-off tumbler ..	C.P. bezel	Single hole	Walnut knob marked 'P' in cream.
31073	PS9	Push on-off tumbler ..	C.P. bezel	Single hole	Plain black knob; special for Rolls-Royce.
31113	PS16	Pull on-push off	—	Single hole	Less knob; moulded body; as 31154 but terminals reversed.
31114	PPG2	Two stage pull on-push off ..	—	Two hole	Less knob; moulded body.
31120	PS9	Push on-off tumbler	C.P. bezel	Single hole	Plain ivory knob.
31126	PPG1	Two stage pull on-push off ..	C.P. bezel	Single hole	Less knob; moulded body.
31149	PS9	Push on-off tumbler	Natural finish bezel	Single hole	Rectangular mottled ivory knob marked 'P' in maroon.
31154	PS16	Pull on-push off	—	Single hole	As 31113 but terminals reversed.
31161	10	Slide	Black	Two hole	—
31173	PS9	Push on-off tumbler	—	Single hole	Brown knob marked 'P' in dark maroon.
31192	PS15	Pull on-push off	C.P. bezel	Single hole	—
31201	PS7-1	Pull on-push off	C.P. bezel	Single hole	Less knob; short threaded shank for metal panel fitting; as 31228 except for fitting.
31228	PS7-1	Pull on-push off	C.P. bezel	Single hole	Similar to 31201 but long threaded shank for wood panel fitting.
31242	PS9	Push on-off tumbler	C.P. bezel	Single hole	Black cheese head knob marked 'PANEL' in white.
31248	PS19	Pull on-push off	C.P. bezel	Single hole	Less knob; moulded body.
31276	PS6	Rotary on-off	C.P. bezel	Single hole	Black knob.
31339	PS6	Rotary on-off	C.P. bezel	Single hole	Plain black knob; long threaded shank for wood panel fitting.

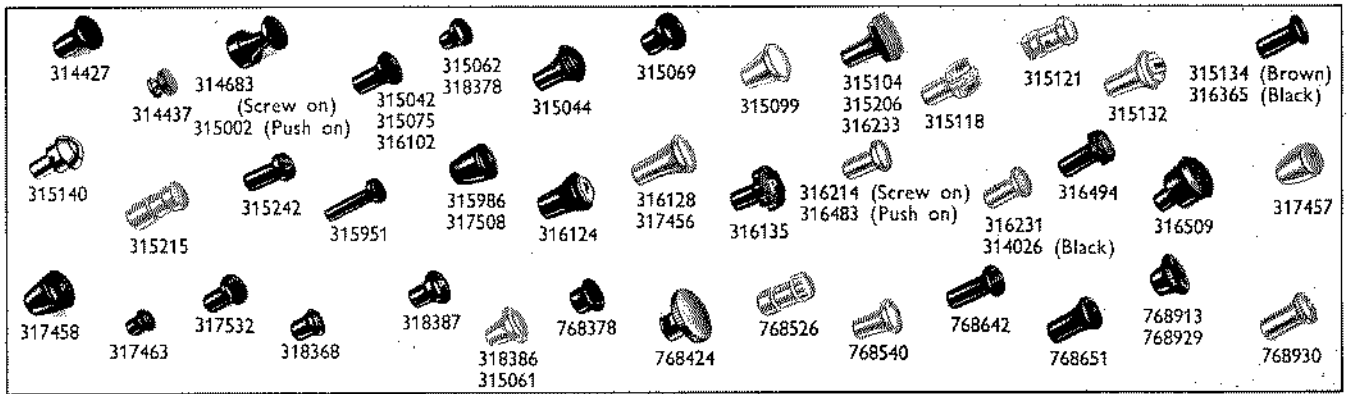
continued

PANEL LIGHT SWITCHES



Part No.	Model	Action	Finish	Fixing	Special Features
31419	PS7-2	Pull on-push off	C.P. fixing nut	Single hole	Suitable for push on type knob.
78206	CHR1	Rotary	C.P. bezel	Single hole	Less knob; 3/8" cover bush; resistance 11.6-13.4 ohms; grub screw knob fitting.
78225	CHR1	Rotary	Brass fixing nut	Single hole	Less knob; 1 1/2" cover bush; resistance 4.25 ohms. Grub screw knob fitting.
78235	CHR1	Rotary	C.P. bezel	Single hole	Less knob; 1/2" cover bush; resistance 23.3-26.7 ohms; grub screw knob fitting.
78236	CHR1	Rotary	C.P. bezel	Single hole	Less knob; 1/2" cover bush; resistance 16-18 ohms; grub screw knob fitting.
78237	CHR1	Rotary	C.P. bezel	Single hole	Less knob; 3/8" cover bush; resistance 14-16 ohms; grub screw knob fitting.
78243	CHR1	Rotary	C.P. bezel	Single hole	Less knob; 3/8" cover bush; resistance 4.25 ohms; push on knob fitting.
78250	CHR1	Rotary	C.P. bezel	Single hole	Less knob; 1 1/2" cover bush; resistance 2.35-2.65 ohms; grub screw knob fitting.
78252	CHR1	Rotary	Brass fixing nut	Single hole	Less knob; 3/8" cover bush; resistance 23.3-26.7 ohms; push on knob fitting.
78253	CHR1	Rotary	C.P. bezel	Single hole	Less knob; 3/8" cover bush; resistance 7-8 ohms; grub screw knob fitting.
78258	CHR1	Rotary	C.P. bezel	Single hole	Less knob; 1/2" cover bush; resistance 5-6 ohms; grub screw knob fitting.
78272	CHR1	Rotary	C.P. bezel	Single hole	Less knob; 3/8" cover bush; resistance 16-18 ohms; push on knob fitting.
78279	CHR1	Rotary	Brass fixing nut	Single hole	Less knob; 3/8" cover bush; resistance 5-6 ohms; suitable for push on type knob.
78291	CHR1	Rotary	C.P. bezel	Single hole	1/2" cover bush; resistance 23.3-26.7 ohms; push on knob fitting.
78294	CHR1	Rotary	C.P. bezel	Single hole	3/8" cover bush; resistance 11.6-13.4 ohms; grub screw knob fitting.
78299	CHR1	Rotary	Brass fixing nut	Single hole	Less knob; 3/8" cover bush; resistance 11.6-13.4 ohms; push on knob fitting.
78300	CHR1	Rotary	Brass fixing nut	Single hole	1/2" cover bush; resistance 8.5-9 ohms; less knob, rotor and spindle.
78301	CHR1	Rotary	Brass fixing nut	Single hole	1/2" cover bush; resistance 4.5-5 ohms; less knob, rotor and spindle.
78311	CHR1	Rotary	C.P. bezel	Single hole	Less knob; 1/2" cover bush; resistance 11.6-13.6 ohms; push on knob fitting.
031218	PS7-1	Pull on-push off	C.P. bezel	Single hole	Comprises switch 31201 and knob 314026.
314091	PS6	Rotary on-off	C.P. bezel	Single hole	Long black handle.
359350	10	Slide	—	Two hole	Similar to 359357 but less cover plate.
359357	10	Slide	C.P. cover	Two hole	Similar to 359350 but with cover plate.
768380	CHR1	Rotary	Black bezel	Single hole	1/2" cover bush; resistance 7-8 ohms; complete with knob.

SWITCH KNOBS



Part No.	Fitted to Model	Finish	Marking	Method of fitting
314026	PS7-1	Black	Plain	Screw on 8 A.N.C. thread
314427	PS7-1	Brown	"P"	Screw on 8 A.N.C. thread
314437	PS7-1	C.P.	Plain	Screw on 8 A.N.C. thread
314683	PS7-1	Black	Plain	Screw on 8 A.N.C. thread
315002	PPG1	Black	Plain	Grub screw
315042	PPG1	Brown	Plain	Push on

continued overleaf

continued



PANEL LIGHT SWITCHES

SWITCH KNOBS—continued

Part No.	Fitted to Model	Finish	Marking	Method of fitting	Remarks
315044	PPG1	Black	Plain	Push on	---
315061	PS15	Ivory	Plain	Screw on 6 B.A. R.H. thread	---
315062	PS15	Brown	Plain	Screw on 6 B.A. R.H. thread	---
315069	PS15	Black	Plain	Screw on 6 B.A. R.H. thread	---
315075	PS15	Brown	Plain	Screw on 6 B.A. R.H. thread	---
315099	PS15-1	Ivory	Plain	Screw on 6 B.A. R.H. thread	---
315104	PS16	Golden pearl	Plain	Push on	---
315118	PS16	Ivory	'PANEL LIGHT' in black	Push on	---
315121	PS16	Cream	Plain	Push on	---
315132	PS16	Mottled ivory	'PANEL' in black ..	Push on	---
315134	PS16	Brown	'P' in cream	Push on	---
315140	PS16	C.P.	Plain	Push on	---
315206	PPG2	Golden pearl	Plain	Push on	---
315215	PPG2	Mottled cream	Plain	Push on	---
315242	PPG2	Black	'PANEL & INT' in white	Push on	---
315951	PS7	Black	Plain	Screw on 8 A.N.C. thread ..	---
315986	PS7	Burgundy .. .	'P' in white	Screw on	---
316102	PPG1	Black	Plain	Push on	---
316124	PPG1	Black	Plastic insert showing 'P' in black on ivory background	Push on	---
316128	PPG1	Stone grey ..	Plain	Push on	---
316135	PPG1	Black	'P' in white	Push on	---
316137	PPG1	Black	'P' in white	Push on	Otherwise similar to 316494
316214	PS7-1	Cream	'P' in brown	Screw on 8 A.N.C. thread ..	---
316231	PS7-1	Ivory	Plain	Screw on 8 A.N.C. thread ..	---
316233	PS7-1	Golden pearl	Plain	Screw on 8 A.N.C. thread ..	---
316365	PS19	Black	'P' in white	Push on	---
316368	PS19	Cream	'P' in black	Push on	Otherwise similar to 316483
316483	PS16	Cream	'P' in brown	Push on	---
316494	PS16	Black	'P' in white	Push on	---
316509	CHR1	Golden pearl	Double-headed arrow in black	Push on	---
317456	PS15	Stone grey ..	Plain	Screw on 6 B.A. R.H. thread	---
317457	PS15	Cream	'P' in black	Screw on 6 B.A. R.H. thread	---
317458	PS15	Black	'P' in white	Screw on 6 B.A. R.H. thread	---
317463	PS15	Dark brown ..	'P' in cream	Screw on 6 B.A. R.H. thread	---
317508	PS7-1	Ivory	'P' in black	Screw on	---
317532	PS7-2	Black	'PANEL' in white ..	Push on	---
318368	PS7-2	Black	'P' in aluminium ..	Push on	---
318378	PS7-1	Brown	Plain	Screw on 8 A.N.C. thread ..	---
318386	PS7-1	Ivory	'P' in black	Screw on 8 A.N.C. thread ..	---
318387	PS7-1	Black	'P' in white	Screw on 8 A.N.C. thread ..	---
768378	CHR1	Brown	An arrow in white	Grub screw	---
768424	CHR1	C.P.	Plain	Grub screw	---
768500	CHR1	Black	'P' in white	Grub screw	---
768526	CHR1	Mottled ivory	An arrow in black	Push on	---
768540	CHR1	Mottled ivory	'P' and an arrow in old gold	Push on	---
768642	CHR1	Black	'PANEL' and an arrow in white	Push on	---
768651	CHR1	Brown	'P' in white	Grub screw	---
768662	CHR1	Brown	'P' in white	Grub screw	---
768883	CHR1	Black	'PANEL' in white ..	Push on	Otherwise similar to 316135
768913	CHR1	Black	'OFF-DIM-PANEL' in white	Grub screw	---
768929	CHR1	Black	'OFF-DIM-PANEL' in white	Grub screw	---
768930	CHR1	Cream	'P' and an arrow in black	Push on	---

For descriptions and illustrations of switches see pages R18-R19.

DETAILED SPARE PARTS

Part No.	31024	31051	31072	31073	31113	31114	31120	31126	31149	31154	31161
Model	PS9	PS9	PS9	PS9	PS16	PPG2	PS9	PPG1	PS9	PS16	10
Screw, terminal	120560	120560	120560	120560	120560	120560	120560	120560	120560	120560	---

Part No.	31173	31192	31201	31228	31242	31248	31276	31339	31419	†78206	†78225
Model	PS9	PS15	PS7-1	PS7-1	PS9	PS19	PS6	PS6	PS7-2	CHR1	CHR1
Sleeve, terminal	---	188818	---	---	---	---	---	---	---	---	---
Screw, terminal	120560	---	120560	120560	120560	120560	121610	121610	120560	135480	135480
Knob	---	---	---	---	---	---	---	---	---	‡768378	‡768378
Washer, shakeproof	---	---	---	---	---	---	---	---	---	188412	188412

† Supplied less knob ‡ Order separately

PANEL LIGHT SWITCHES

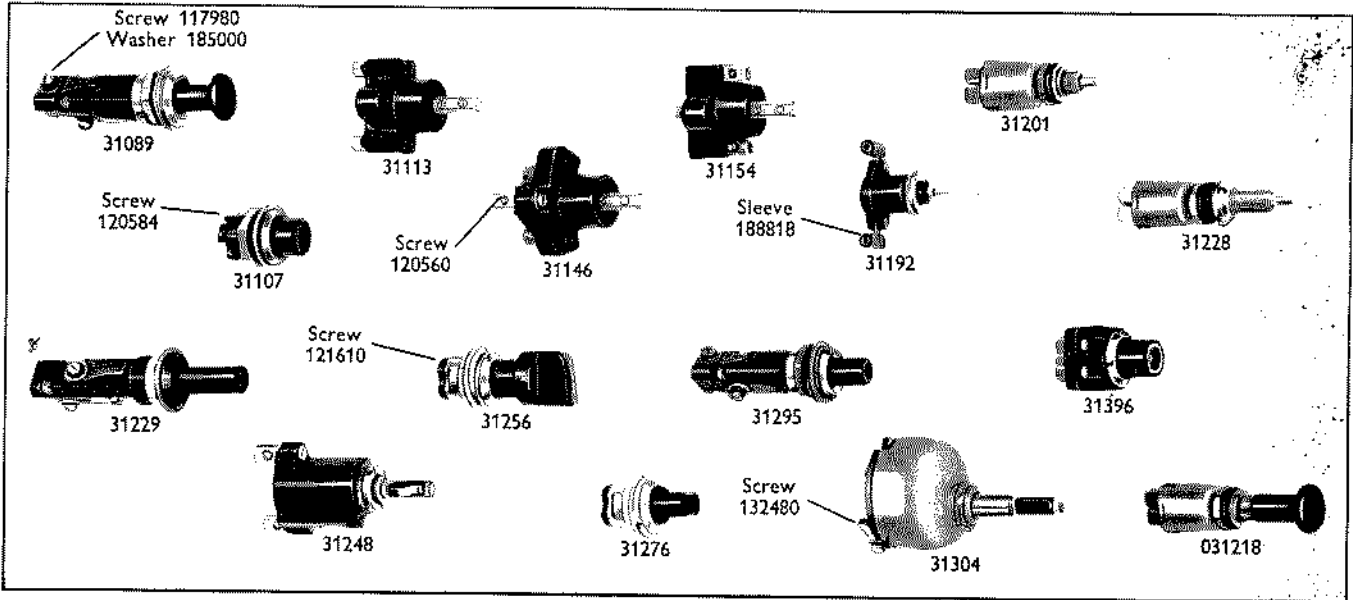


DETAILED SPARE PARTS—continued

Part No.	†78235	†78236	†78237	†78243	†78250	†78252	†78253	†78258	†78272	†78279	†78291
Model	CHR1	CHR1	CHR1	CHR1	CHR1	CHR1	CHR1	CHR1	CHR1	CHR1	CHR1
Screw, terminal	135480	135480	135480	135480	135480	135480	135480	135480	135480	135480	135480
Knob	†768378	†768378	†768378	—	†768378	—	—	†768378	—	—	†316102
Washer, shakeproof	188412	188412	188412	188412	188412	188412	188412	188412	188412	188412	188412

Part No.	†78294	†78299	†78300	†78301	†78311	031218	314091	359350	359357	768380
Model	CHR1	CHR1	CHR1	CHR1	CHR1	PS7-1	PS6	10	10	CHR1
Screw, terminal	135480	135480	135480	135480	135480	120560	—	120610	120610	135480
Knob	†768378	—	—	—	—	314026	—	—	—	768378
Washer, shakeproof	188412	188412	188412	188412	188412	—	—	—	—	188412

PETROL AND OIL SWITCHES



Part No.	Model	Action	Finish	Fixing	Special Features
31074	PS5	Push	Black bezel	Single hole	As 31229 but longer knob.
31089	PS5	Push	C.P. bezel	Single hole	Plain brown knob.
31107	SS5	Push	C.P. bezel	Single hole	Plain walnut knob; short threaded shank for metal panel fitting.
31113	PS16	Pull on—push off	—	Single hole	Less knob; moulded body.
31146	PS17	Pull on—push off	—	Two hole	Less knob; moulded body.
31154	PS16	Pull on—push off	—	Single hole	As 31113 but terminals reversed.
31192	PS15	Pull on—push off	C.P. bezel	Single hole	Less knob; moulded body.
31201	PS7-1	Pull on—push off	C.P. bezel	Single hole	Short threaded shank for metal panel fitting.
31228	PS7-1	Pull on—push off	C.P. bezel	Single hole	Similar to 31201 but long threaded shank for wood panel fitting.
31229	PS5	Push	Black bezel	Single hole	Black knob.
31248	PS19	Pull on—push off	C.P. bezel	Single hole	Less knob; moulded body.
31256	PS6	Rotary on—off	C.P. bezel	Single hole	Black knob marked 'PETROL' in white.
31276	PS6	Rotary on—off	C.P. bezel	Single hole	Black knob.
31295	PS5	Push	C.P. bezel	Single hole	Black knob.
31304	PRS5	Rotary two way	—	Single hole	Less knob.
31396	PS9	Push on—off tumbler	C.P. bezel	Single hole	Brown knob marked 'R' in cream.
031218	PS7-1	Pull on—push off	C.P. bezel	Single hole	Comprises 31201 switch and 314026 knob.
314091	PS6	Rotary on—off	C.P. bezel	Single hole	As 31276 but longer knob.

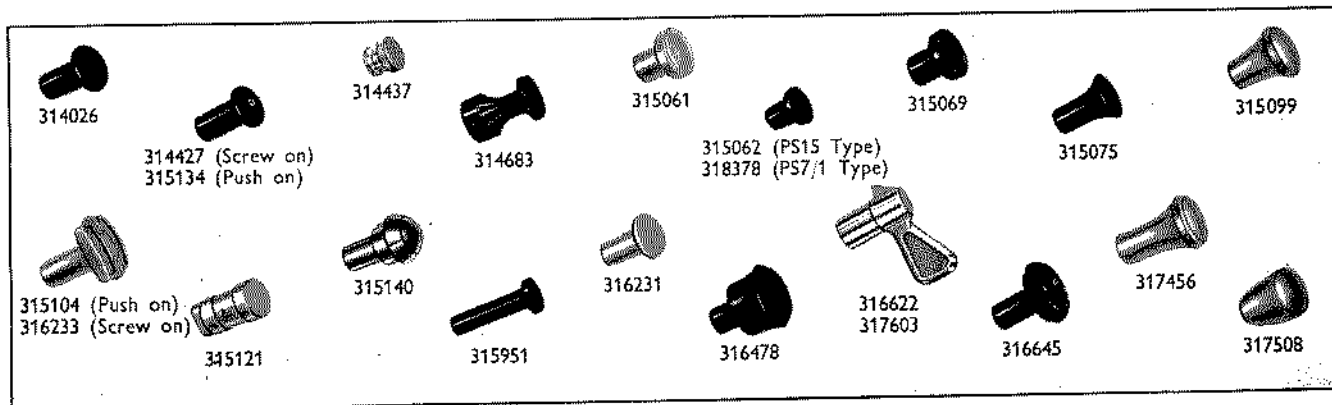
For suitable switch knobs see page R22.

† Supplied less knob ‡ Order separately



PETROL AND OIL SWITCHES

For descriptions and illustrations of switches see page R21.



SWITCH KNOBS

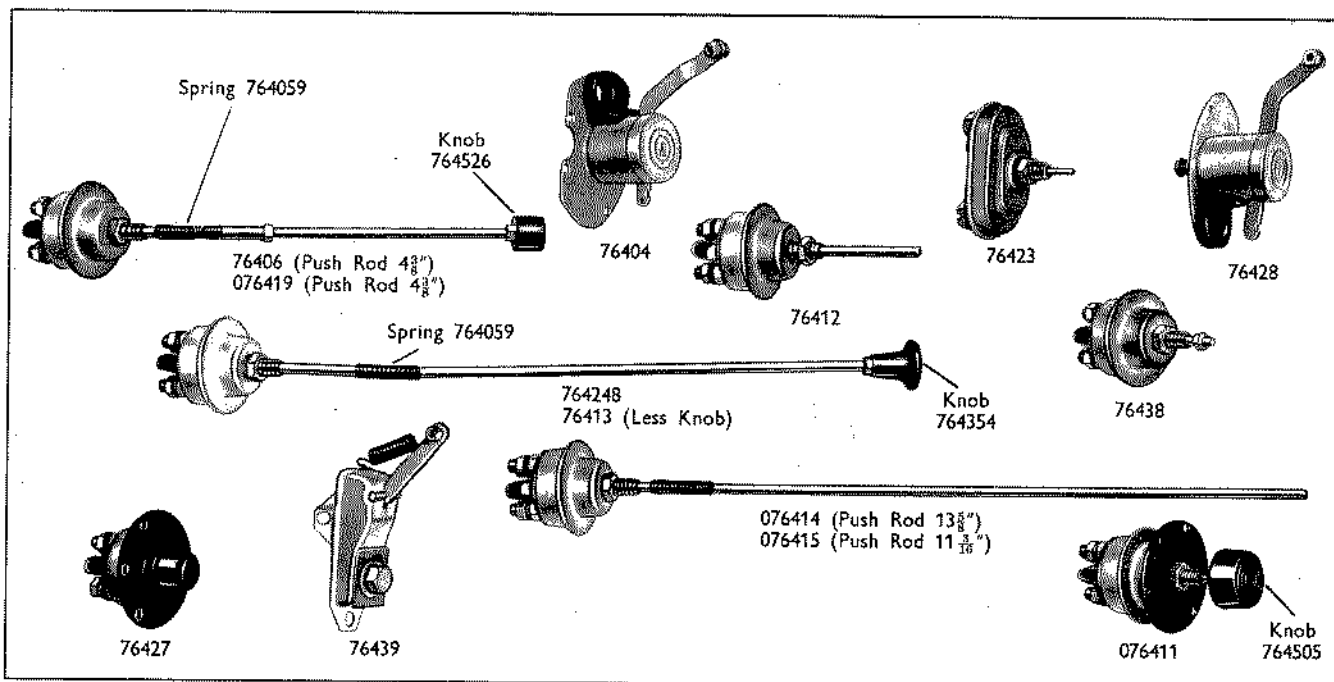
Part No.	Fitted to Model	Finish	Marking	Method of fitting	Remarks
314026	PS7-1	Black	Plain	Screw on 8 A.N.C. thread	—
314427	PS7-1	Brown	'P'	Screw on 8 A.N.C. thread	—
314437	PS7-1	C.P.	Plain	Screw on 8 A.N.C. thread	—
314662	PS7-1	Brown	'R' in cream	Screw on 8 A.N.C. thread	Otherwise similar to 314427
314683	PS7-1	Black	Plain	Screw on 8 A.N.C. thread	—
315061	PS15	Ivory	Plain	Screw on 6 B.A. R.H. thread	—
315062	PS15	Brown	Plain	Screw on 6 B.A. R.H. thread	—
315069	PS15	Black	Plain	Screw on 6 B.A. R.H. thread	—
315075	PS15	Brown	Plain	Screw on 6 B.A. R.H. thread	—
315099	PS15	Ivory	Plain	Screw on 6 B.A. R.H. thread	—
315104	PS16	Golden pearl	Plain	Push on	—
315121	PS16	Cream	Plain	Push on	—
315134	PS16	Brown	'P' in cream	Push on	—
315140	PS16	C.P.	Plain	Push on	—
315951	PS7-1	Black	Plain	Screw on 8 A.N.C. thread	—
316215	PS7-1	Cream	'R' in brown	Screw on 8 A.N.C. thread	Otherwise similar to 316231
316231	PS7-1	Ivory	Plain	Screw on 8 A.N.C. thread	—
316233	PS7-1	Golden pearl	Plain	Screw on 8 A.N.C. thread	—
316367	PS19	Cream	'R' in black	Push on	Otherwise similar to 315134
316478	PS16	Grey	Plain	Push on	—
316622	PRS5	C.P.	Plain	Push on	—
316645	PRS5	Black	'PETROL L R' in white	Push on	—
317456	PS15	Stone grey	Plain	Screw on 6 B.A. R.H. thread	—
317508	PS7-1	Ivory	'P' in black	Screw on 8 A.N.C. thread	—
317603	PRS5	C.P.	Plain	Push on	—
318378	PS7-1	Brown	Plain	Screw on 8 A.N.C. thread	—

DETAILED SPARE PARTS

Part No.	31074	31089	31107	31113	31146	31154	31192	31201	31228
Model	PS5	PS5	SS5	PS16	PS17	PS16	PS15	PS7-1	PS7-1
Screw, terminal	117980	117980	120584	120560	120560	120560	—	120560	120560
Washer, spring, terminal screw	185000	185000	—	—	—	—	188818	—	—
Sleeve, terminal	—	—	—	—	—	—	—	—	—

Part No.	31229	31248	31256	31276	31295	31304	31396	031218	314091
Model	PS5	PS19	PS6	PS6	PS5	PRS5	PS9	PS7-1	PS6
Screw, terminal	117980	120560	121610	121610	117980	132480	120560	120560	121610
Washer, spring, terminal screw	185000	—	—	—	185000	185000	—	—	—
Knob	—	—	—	—	—	—	—	314026	—

STARTING MOTOR SWITCHES



Part No.	Model	Action	Fixing	Details
76404	ST10	Pull	Four hole flange	Operated by wire control. Black bakelite knob; spindle $4\frac{3}{8}$ "; push rod $4\frac{3}{8}$ ". Less knob.
76406	ST18	Push	Single hole	
76412	ST18	Push	Single hole	---
76413	ST18	Push	Single hole	
76423	ST19-2	Pull	Single hole	---
76427	ST18	Push	Three hole	
76428	ST10	Pull	Four hole flange	Diecast knob; suitable for foot operation. Operated by wire control; similar to 76404 except for crank of lever.
76438	ST18-1	Push	Single hole	---
76439	ST9	Pull	Three hole	
076411	ST18	Push	Single hole	Mounted to yoke of starting motor. Black metal knob; similar to 76438 but complete with knob.
076414	ST18	Push	Single hole	As 76438 but complete with push rod and spring.
076415	ST18	Push	Single hole	As 76438 but complete with push rod and spring.
076419	ST18	Push	Single hole	As 76438 but complete with knob and special adaptor.
764248	ST18	Push	Single hole	Brown knob marked 'S' and 'PUSH' in white.

SWITCH KNOBS

Part No.	Fitted to Model	Finish	Marking	Method of fitting
764354	ST18	Brown	'S' and 'PUSH' in white ..	Screw on B.A. R.H. thread
764505	ST18	Cadmium plated ..	Plain	Screw on B.A. R.H. thread

ADAPTOR PLATE

Part No.	Description
78275A	Special adaptor plate supplied to short out face type contacts on M35G, M418G and M45G starting motors, when a separate starting motor switch is required.

SWITCH COUPLING

Part No.	Description
764428	Connects Model ST19/2 starting motor switch to wire control.

For detailed spare parts see page R24.



STARTING MOTOR SWITCHES

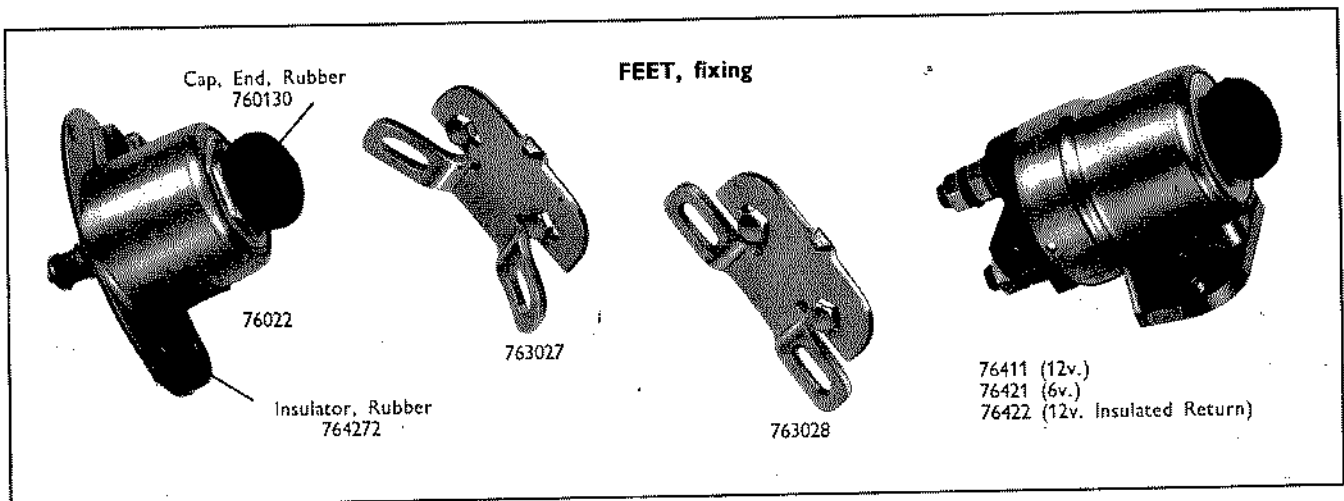
For descriptions and illustrations of switches see page R23.

DETAILED SPARE PARTS

Part No. Model	76404 ST10	76406 ST18	76412 ST18	76413 ST18	76423 ST19-2	76427 ST18	76428 ST10
Knob	—	764526	—	—	†764467	—	—
Spring, push rod	—	764059	—	764059	—	—	764272
Insulator, rubber	764272	—	—	—	—	—	255912
Contact set	255912	—	—	—	—	—	—
Coupling assembly	—	—	—	—	†764428	—	—
Coupling assembly, slotted	—	—	—	—	†764466	—	—

Part No. Model	76438 ST18-1	76439 ST9	076411 ST18	076414 ST18	076415 ST18	076419 ST18	764248 ST18
Switch	—	—	76438	76438	76438	76438	—
Screw, terminal	—	112514	—	—	—	—	—
Knob	—	—	764505	—	—	—	764354
Spring, push rod	—	—	—	764059	764059	764059	764059

STARTING MOTOR SOLENOID SWITCHES



Part No.	Model	Operation	Fixing	Details
76022	ST900-1	Solenoid	Four hole flange ..	Mounted on commutator end bracket of 'G' type starters; 12 volt earth return. 12 volt earth return. 6 volt earth return. Similar to 76411 but insulated return.
76411	ST950	Solenoid	Two hole	
76421	ST950	Solenoid	Two hole	
76422	ST950	Solenoid	Two hole	

SWITCH FIXING BRACKETS

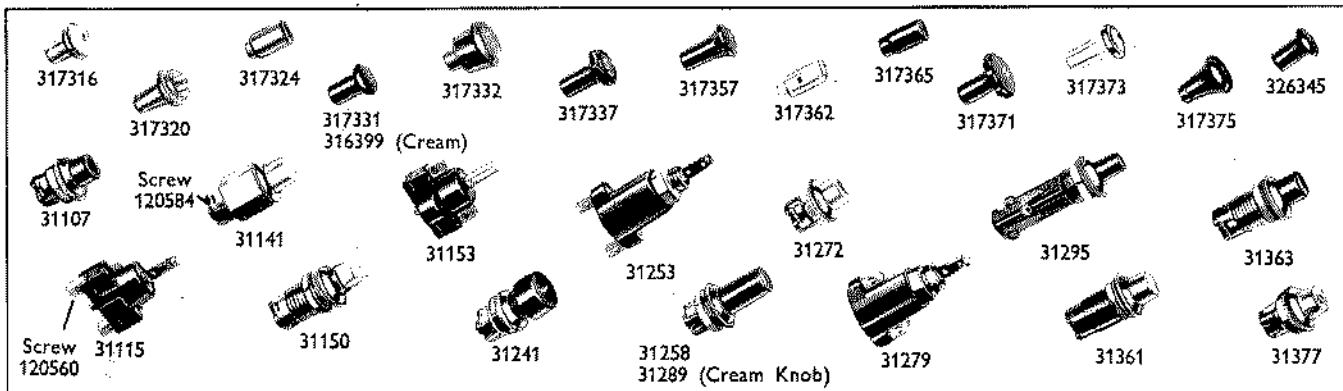
Part No. 763027 .. Used in conjunction with switch 76411 to replace ST800 switch.
Part No. 763028 .. Used in conjunction with switch 76411 to replace ST810 switch.

DETAILED SPARE PARTS

Part No. Model	76022 ST900-1	76411 ST950	76421 ST950	76422 ST950
Cap. end, rubber	760130	760130	760130	760130
Insulator, rubber	764272	—	—	—
Contact set	255912	—	—	—
Nut, terminal	—	166043	166043	166043
Washer, terminal	—	185022	185022	185022

† Order separately

STARTING MOTOR SOLENOID OPERATING SWITCHES



Part No.	Model	Action	Finish	Fixing	Details
31107	SS5	Push	C.P. bezel	Single hole	Plain walnut knob; short thread for metal panel fitting.
31115	SS8	Push	Moulded body	Single hole	—
31141	SS5	Push	C.P. bezel	Single hole	Ivory knob marked 'S' in black; hexagonal metal body.
31150	SS5	Push	C.P. bezel	Single hole	Rectangular cream knob marked 'S' in maroon; long thread for wood panel fitting.
31153	SS8	Push	Moulded body	Single hole	Similar to 31115 but terminals reversed.
31241	SS5	Push	C.P. bezel	Single hole	Black cheesehead knob marked 'Start' in white.
31253	SS9	Push	Moulded body; C.P. bezel ..	Single hole	—
31258	SS5	Push	Black bezel	Single hole	Plain black knob; short thread for metal panel fitting.
31272	SS5	Push	C.P. bezel	Single hole	Ivory knob.
31279	SS9	Push	Moulded body; C.P. bezel ..	Single hole	As 31253 but terminals reversed.
31289	SS5	Push	Black bezel	Single hole	Cream knob; similar to 31258 except for colour of knob.
31295	PS5	Push	C.P. bezel	Single hole	Black knob.
31361	SS5	Push	Black bezel	Single hole	C.P. knob; long thread for wood panel fitting.
31363	SS5	Push	C.P. bezel	Single hole	Plain black knob; suitable for wood panel fitting.
31377	SS5	Push	C.P. bezel	Single hole	Ivory knob marked 'S' in black.
31447	SS5	Push	Black bezel	Single hole	As 31258 but stone grey knob.

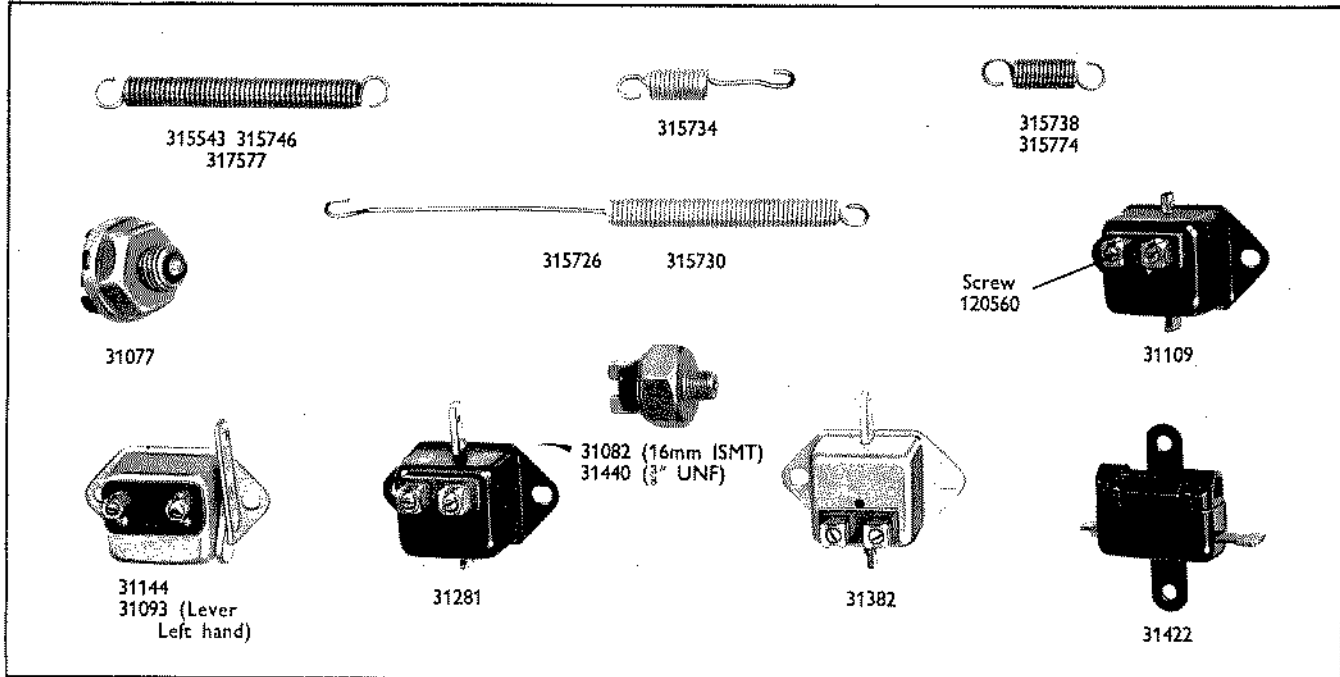
Terminal screw for above switches: SS5 Part No. 120584; SS8 and SS9 Part No. 120560; PS5 Part No. 117980.

SWITCH KNOBS

Part No.	Fitted to Model	Finish	Marking	Method of fitting	Remarks
315121	SS8	Cream	Plain	Push on	Illustration on page R22
316102	SS8	Black	Plain	Push on	Illustration on page R19
316399	SS9	Cream	'S' in brown	Push on	—
317316	SS8	Mottled ivory	'S' in old gold	Push on	—
317320	SS8	Mottled ivory	'STARTER' in black	Push on	—
317324	SS8	C.P.	Plain	Push on	—
317331	SS8	Cream	'S' in brown	Push on	—
317332	SS8	Ivory	Plain	Push on	—
317337	SS8	Black	'S' in white	Push on	—
317357	SS9	Brown	'S' in white	Push on	—
317362	SS9	Cream	'S' in black	Push on	—
317365	SS9	Black	Plain	Push on	—
317371	SS9	Black	'S' in white	Push on	—
317373	SS9	Cream, C.P. bezel	'S' in red	Push on	—
317375	SS9	Black	'S' in black on plastic button ..	Push on	—
326345	SS9	Black	'STARTER' in white	Push on	—



STOP TAIL AND REVERSE LAMP SWITCHES AND SPRINGS



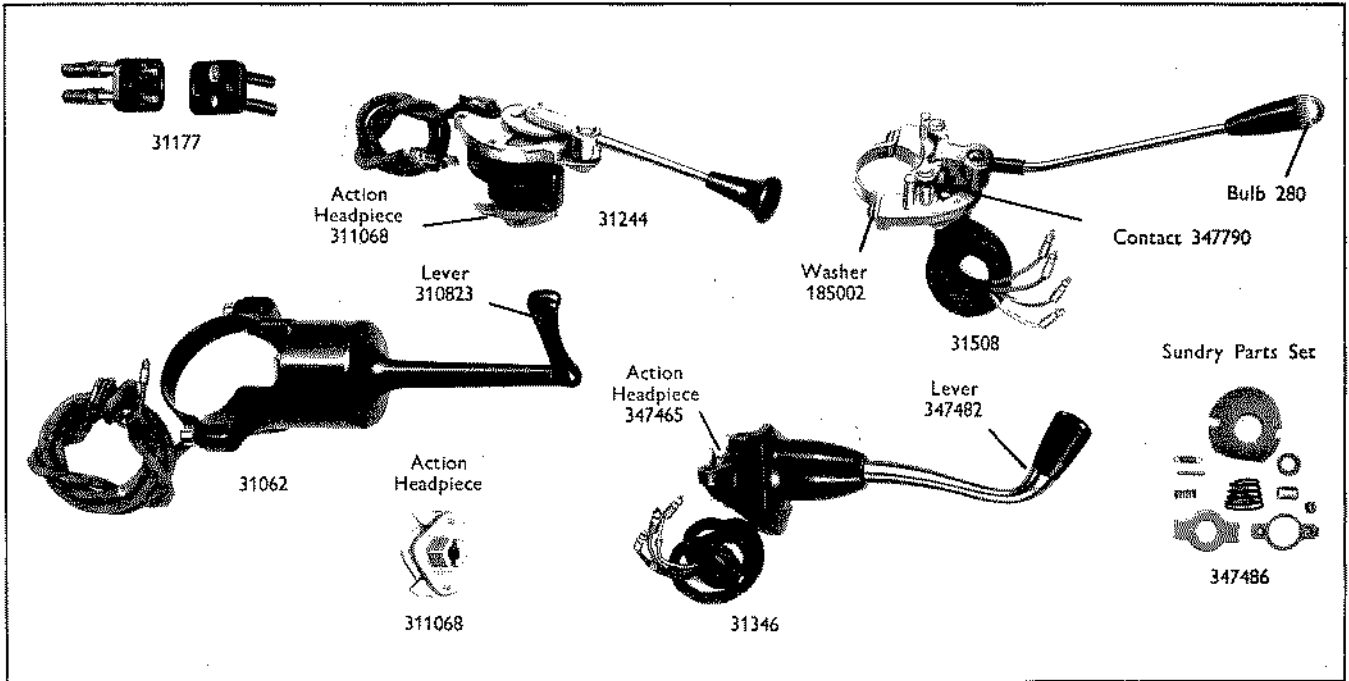
Part No.	Model	Usage	Action	Fixing	Diameter of Thread	Special Features
31077	SS10	Reverse lamp	Push	Screw	16 mm. I.S.M.T.	Fitted to gearbox.
31082	HL2	Stop lamp	Hydraulic pressure ..	Screw	American National Taper thread	Fitted in hydraulic brake system; as 31440 except for thread.
31093	39C	Stop lamp	Pull	Two hole	—	For left hand drive vehicles; as 31144 but lever on opposite side; black finish.
31109	54C	Stop lamp	Pull	Two hole	—	Brake operated; similar to 31281 except for shorter lever.
31144	39C	Stop lamp	Pull	Two hole	—	For right hand drive vehicles; as 31093 but lever on opposite side.
31281	54C	Stop tail or reverse lamp	Pull	Two hole	—	Brake operated; as 31109 except for longer lever.
31382	55C	Stop lamp	Pull	Two hole	—	—
31422	22B	Reverse lamp	Push	Two hole	—	Supplied less clip and screw; black finish.
31440	HL2	Stop lamp	Hydraulic pressure ..	Screw	1" UNF	Fitted to hydraulic brake system; as 31082 except for thread.

Terminal Screw Part No. 120560 for use with any of the above switches.
22B Models: Clip assembly, Part No. 317580, supplied separately.

SPRINGS, STOP LAMP SWITCH

Part No.	Used with Model	Overall Length
315543	39C	3 1/4"
315726	54C	7 1/4"
315730	54C	6 1/2"
315734	54C	2 5/16"
315738	54C	2 1/2"
315746	54C	4 1/4"
315774	54C	1 3/16"
317577	54C	3"

TRAFFICATOR AND FLASHER INDICATOR SWITCHES

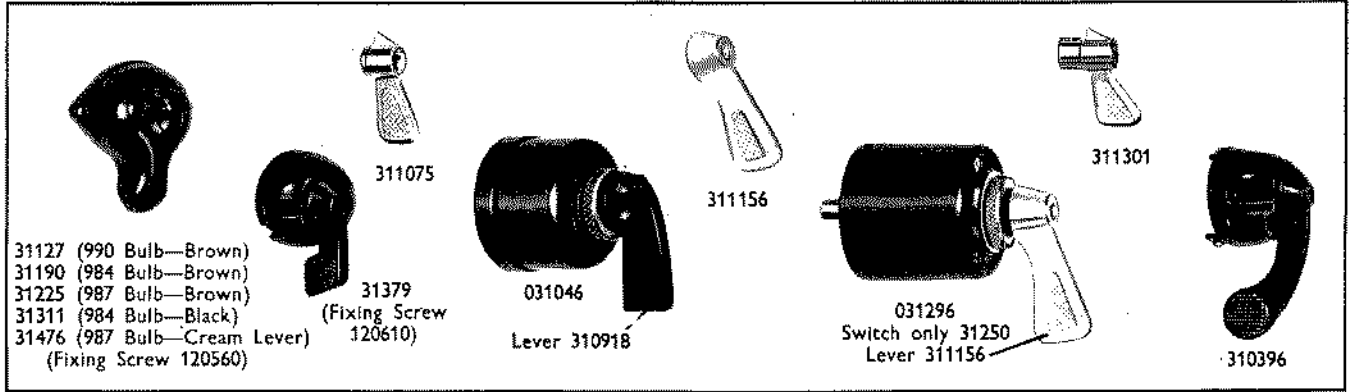


Part No.	Model	Usage	Finish	Action	Special Features
31062	SC14G-40	Trafficator	Black	Rotary three way	Fitted to steering column.
31127	SD84	Trafficator or flasher indicator	Brown	Rotary three way	Red window.
31177	95	Trafficator interrupter ..	Black	Push	Circuit breaker switch.
31190	SD84	Trafficator	Brown	Rotary three way	Red window; 12 volt bulb; no resistance; as 31311 except for finish.
31225	SD84	Trafficator or flasher indicator	Brown	Rotary three way	With bulb contact 311007; red window.
31244	SC80	Trafficator	Die-cast lever and black moulded knob	Rotary three way	Fitted to steering column.
31250	TPS1	Trafficator or flasher indicator	Brown	Rotary three way	Pneumatic time switch; as 031296 but less lever.
31311	SD84	Trafficator or flasher indicator	Black	Rotary three way	Red window; 12 volt bulb; no resistance; as 31190 except for finish.
31346	SC81	Trafficator	C.P. lever	Rotary three way	Fitted to steering column.
31379	TS82	Trafficator	Black	Rotary three way	Dash fixing; as 310396 but shorter lever.
31476	SD84	Flasher indicator	Cream lever	Rotary three way	Red warning light; wood panel fixing.
31508	SC82	Trafficator or flasher indicator	—	Rotary three way	Fitted to steering column; warning light bulb at end of lever.
031046	TS1	Trafficator	Black	Rotary three way	Time switch, complete with lever.
031296	TPS1	Trafficator or flasher indicator	Brown	Rotary three way	Pneumatic time switch; as 31250 but complete with lever 311156.
310390	TS82	Trafficator	Black	Rotary three way	For illustration see page Q2.
310396	TS82	Trafficator	Black	Rotary three way	Dash fixing; as 31379 but longer lever.

continued overleaf



TRAFFICATOR AND FLASHER INDICATOR SWITCHES



DETAILED SPARE PARTS

Part No.	31062	31127	31190	31225	31244	31250	31311
Model	SC14G-40	SD84	SD84	SD84	SC80	TPS1	SD84
Action head piece	311068	—	—	—	311068	—	—
Knob	—	—	—	—	311061	—	—
Lever	310823	—	—	—	—	†311156	—
Screw, terminal	120560	120560	120560	120560	—	121610	120560
Bulb	—	990	984	987	—	—	984
Cover and window	—	310738	310738	310738	—	—	310704

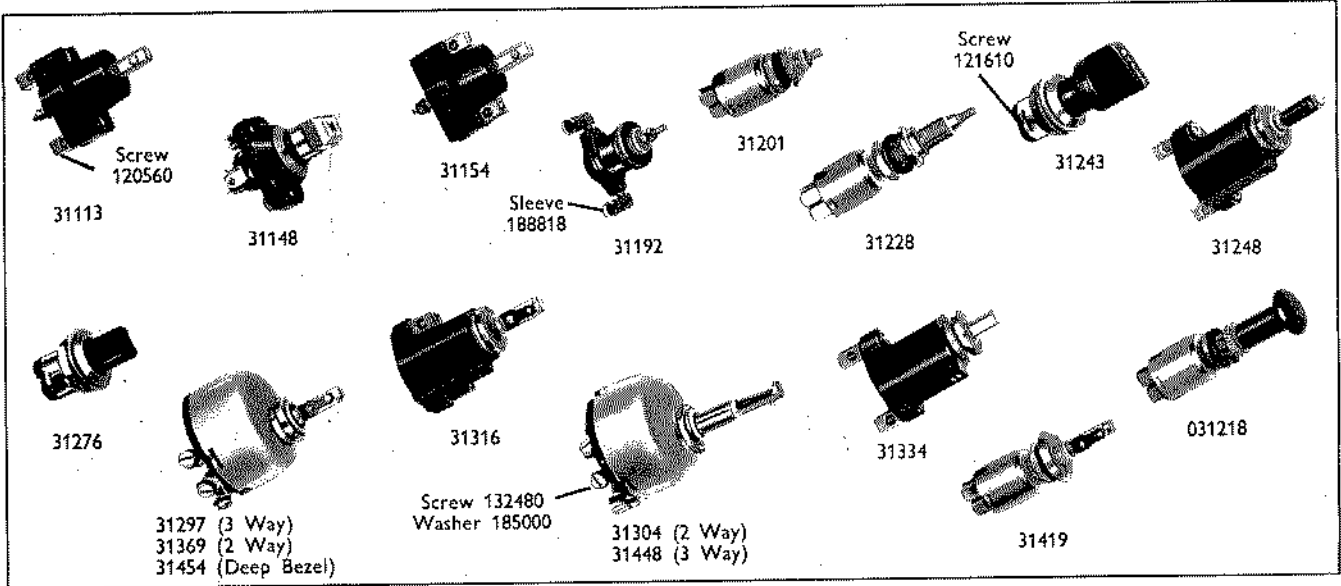
Part No.	31346	31379	31476	31508	031046	031296	310390	310396
Model	SC81	TS82	SD84	SC82	TS1	TPS1	TS82	TS82
Switch only	—	—	—	—	—	31250	—	—
Action head piece	347465	—	—	—	—	—	—	—
Base assembly	347477	—	—	—	—	—	—	—
Lever	347482	—	—	—	310918	311156	—	—
Screw, terminal	—	120610	120560	—	—	121610	120610	120610
Window, bulb	—	—	—	347792	—	—	—	—
Bulb	—	—	987	280	—	—	—	—
Bulb holder, with cable	—	—	—	347769	—	—	—	—
Contact assembly	—	—	—	347790	—	—	—	—
Bracket, fixing	—	—	—	347560	—	—	—	—
Screw, bracket fixing	—	—	—	105991	—	—	—	—
Washer, bracket fixing	—	—	—	185002	—	—	—	—
Striker assembly	—	—	—	347582	—	—	—	—
Cover and window	—	—	310738	—	—	—	—	—
Sundry parts, set	347486	—	—	—	—	—	—	—

HANDLES — TRAFFICATOR SWITCH

Part No.	Fitted to Model	Finish	Method of fitting
311075	TPS1	C.P.	5 B.A. fixing screw
311156	TPS1	Cream	5 B.A. fixing screw
311301	TPS1	C.P.	5 B.A. fixing screw

† Order separately

WINDSHIELD WIPER SWITCHES



Part No.	Model	Action	Finish	Fixing	Special Features
31113	PS16	Pull on-push off ..	---	Single hole	Less knob; moulded body.
31148	PS9	Push on-off tumbler	Natural finish bezel	Single hole	Rectangular mottled ivory knob marked 'W' in maroon.
31154	PS16	Pull on-push off ..	---	Single hole	Less knob; as 31113 but terminals reversed.
31192	PS15	Pull on-push off ..	C.P. bezel	Single hole	Less knob; moulded body.
31201	PS7-1	Pull on-push off ..	C.P. bezel	Single hole	Less knob; short threaded shank suitable for metal panel.
31228	PS7-1	Pull on-push off ..	C.P. bezel	Single hole	Less knob; as 31201 but long threaded shank suitable for wood panel.
31243	PS6	Rotary on-off ..	C.P. bezel	Single hole	Black knob marked 'WIPER' in white.
31248	PS19	Push on-push off ..	C.P. bezel	Single hole	Less knob; moulded body.
31276	PS6	Rotary on-off ..	C.P. bezel	Single hole	Plain black knob.
31297	PRS5	Rotary three way ..	C.P. bezel	Single hole	For two-speed operation; less knob; as 31454 but shorter bezel.
31304	PRS5	Rotary two way ..	C.P. bezel	Single hole	For single-speed operation; less knob; as 31369 but longer spindle.
31316	PS19	Pull on-push off ..	C.P. bezel	Single hole	As 31248 but terminals reversed.
31334	PS19	Pull on-push off ..	C.P. bezel	Single hole	As 31248 except for spindle.
31369	PRS5	Rotary two way ..	C.P. bezel	Single hole	For single-speed operation; less knob; similar to 31304 but shorter spindle.
31419	PS7-2	Pull on-push off ..	C.P. bezel	Single hole	As 31201 but suitable for push on type knob.
31448	PRS5	Rotary three way ..	C.P. bezel	Single hole	For two-speed operation; less knob; special for Rolls-Royce.
31454	PRS5	Rotary three way ..	C.P. bezel	Single hole	For two-speed operation; less knob; as 31297 but longer bezel.
031218	PS7-1	Pull on-push off ..	C.P. bezel	Single hole	Comprises switch 31201 and knob 314026.

DETAILED SPARE PARTS

Part No.	31113	31148	31154	31192	31201	31228	31243	31248	31276
Model	PS16	PS9	PS16	PS15	PS7-1	PS7-1	PS6	PS19	PS6
Screw, terminal	120560	120560	120560	---	120560	120560	121610	120560	121610
Sleeve, terminal	---	---	---	188818	---	---	---	---	---

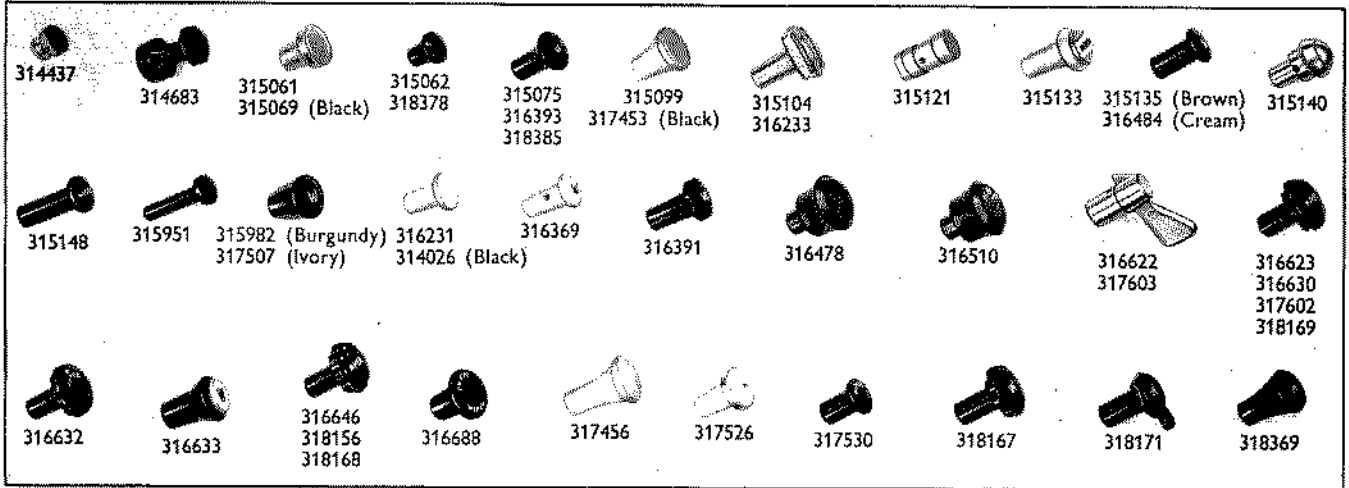
Part No.	31297	31304	31316	31334	31369	31419	31448	31454	031218
Model	PRS5	PRS5	PS19	PS19	PRS5	PS7-2	PRS5	PRS5	PS7-2
Knob	---	---	---	---	---	---	---	---	314026
Screw, terminal	132480	132480	120560	120560	132480	120560	132480	132480	120560
Washer, spring	185000	185000	---	---	185000	---	185000	185000	---

For suitable switch knobs see page R30.



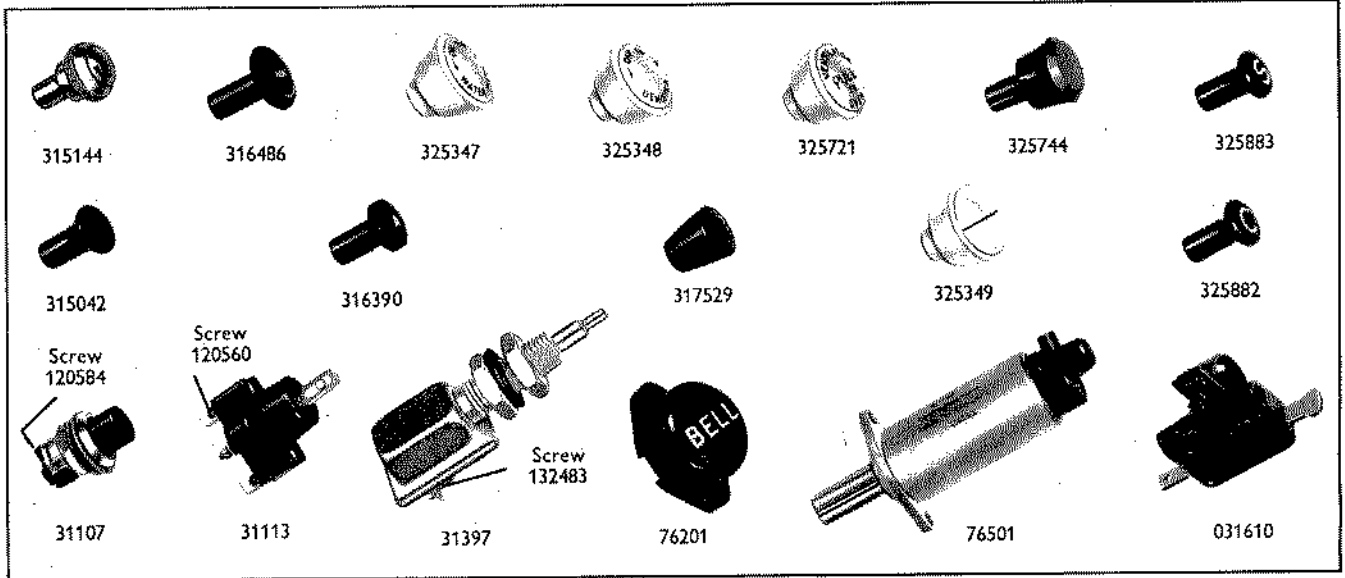
KNOBS FOR WINDSHIELD WIPER SWITCHES

For descriptions and illustrations of switches see page R29.



Part No.	Fitted to Model	Finish	Marking	Method of fitting
314026	PS7-1	Black	Plain	Screw on 8 A.N.C. thread
314437	PS7-1	C.P.	Plain	Screw on 8 A.N.C. thread
314683	PS7-1	Black	Plain	Screw on 8 A.N.C. thread
315061	PS15	Ivory	Plain	Screw on 6 B.A. R.H. thread
315062	PS15	Brown	Plain	Screw on 6 B.A. R.H. thread
315069	PS15	Black	Plain	Screw on 6 B.A. R.H. thread
315075	PS15	Brown	Plain	Screw on 6 B.A. R.H. thread
315099	PS15-1	Ivory	Plain	Screw on 6 B.A. R.H. thread
315104	PS16	Golden pearl	Plain	Screw on 6 B.A. R.H. thread
315121	PS16	Cream	Plain	Push on
315133	PS16	Mottled ivory	Plain	Push on
315135	PS16	Brown	'WIPER' in black	Push on
315140	PS16	C.P.	'W' in cream ..	Push on
315148	PS16	Black	Plain	Push on
315951	PS7-1	Black	'WIPER' in white	Push on
315982	PS7-1	Burgundy ..	Plain	Screw on 8 A.N.C. thread
316231	PS7-1	Ivory	'W' in white ..	Screw on 8 A.N.C. thread
316233	PS7-1	Golden pearl	Plain	Screw on 8 A.N.C. thread
316369	PS19	Cream	'W' in black ..	Screw on 8 A.N.C. thread
316388	PS19	Brown	Plain	Push on
316391	PS19	Black	'W' in cream ..	Push on (otherwise as 318385)
316393	PS19	Black	'W' in white ..	Push on
316478	PS16	Cream	'W' in black ..	Push on
316484	PS16	Grey	Plain	Push on
316510	PRS5	Golden Pearl	'W' in dark brown	Push on
316622	PRS5	C.P.	'H-N-P' in black	Push on
316623	PRS5	Black	Plain	Push on
316630	PRS5	Black	'WIPER' in white	Push on
316632	PRS5	Black	'WIPER' in white	Push on
316633	PRS5	Black	'WIPER' and small arrow in white	Push on
316646	PRS5	Black	Plastic insert showing 'W' in black; ivory background	Push on
316688	PRS5	Black	'WIPER H-N-P' in white	Push on
317453	PS15	Black	'WIPER-ON-OFF' in white	Push on
317456	PS15	Black	'W' in white ..	Screw on 6 B.A. R.H. thread
317507	PS7-1	Stone grey ..	Plain	Screw on 6 B.A. R.H. thread
317526	PS16	Ivory	'W' in black ..	Screw on 8 A.N.C. thread
317530	PS7-2	Mottled cream	'W' in red; C.P. bezel	Push on
317602	PRS5	Black	'WIPER' in white	Push on
317603	PRS5	Black	'WIPER' in white	Push on
318156	PRS5	C.P.	Plain	Push on
318167	PRS5	Black	'WIPER H-N-P' in white	Push on
318168	PRS5	Black	'W' in white ..	Push on
318169	PRS5	Black	'WIPER H-N-P' in white	Push on
318171	PRS5	Ivory	'WIPER' in black	Push on
318369	PS7-2	Black	'W' in white ..	Push on
		Black	Plastic insert showing 'W' in black on aluminium background	Push on
318378	PS7-1	Brown	Plain	Screw on 8 A.N.C. thread
318385	PS7-1	Brown	'W' in cream ..	Screw on 8 A.N.C. thread

SUNDRY SWITCHES



Part No.	Model	Usage	Action	Finish	Fixing	Special Features
31107	SS5	Earthing	Push	C.P. bezel	Single hole	Plain walnut knob; short threaded shank for metal panel fitting.
31113	PS16	Blower	Pull on—push off	—	Single hole	Less knob; moulded body.
31397	KDS1	Kick down	Push	—	Single hole	Operates gear solenoids through foot (clutch) pedal.
76201	HP19	Bell push	Push	—	Two hole	Brown knob marked 'BELL'.
76501	TGS1	Gear change solenoid	Solenoid	—	Two hole	For use with automatic gear change.
031610	22B	Trailer security ..	Pull	Black	Clip	With fixing clip assembly.

DETAILED SPARE PARTS

Part No.	Model	31107 SS5	31113 PS16	31397 KDS1	76201 HP19	76501 TGS1	031610 22B
Screw, terminal		120584	120560	132483	—	—	—
Clip assembly, brake rod		—	—	—	—	—	317580
Clip, universal		—	—	—	—	—	317578
Screw, clip fixing		—	—	—	—	—	126484
Nut		—	—	—	—	—	166014
Washer		—	—	—	—	—	185022
Clip, 3" long		—	—	—	—	—	317577
Boot, rubber, plunger		—	—	—	—	236741	—

SUNDRY KNOBS FOR SWITCHES AND WIRE CONTROLS

Part No.	Finish	Marking	Method of fitting
315042	Brown	Plain	Push on; fitted to PS16 Blower Switch
315144	C.P.	An arrow in red	Push on
316390	Black	'A' in white	Push on
316486	Black	'HEAT' and arrow in white	Push on
317529	Black	Plain	Screw on; No. 10 A.N.F. thread
325347	Ivory	'ON', 'OFF', double headed arrow and 'WATER VALVE' in black	Grub screw
325348	Ivory	'ON', 'OFF', double headed arrow and 'DEMISTER' in black	Grub screw
325349	Ivory	Line $\frac{1}{8}$ " wide in black	Grub screw
325369	Mottled cream	Plain	Push on
325721	Ivory	'VENTILATOR—PULL TO OPEN' in black	Grub screw
325744	Metallic grey	Plain	Screw on 2 B.A. R.H. thread
325882	Black	'C' in white	Screw on 2 B.A. R.H. thread
325883	Black	'S' in white	Screw on 2 B.A. R.H. thread



SWITCHES – SUPERSESSION CHART

Part No.	Replaced by	Part No.	Replaced by	Part No.	Replaced by	Part No.	Replaced by	Part No.	Replaced by	Part No.	Replaced by
31042	31256	31300	31107	34052	34090	314142	31276	316373	315134	344510	34079
31043	31242	31302	31448	34058	34065	314144	31276	316374	316153	344528	34055
31045	31241	31306	31190	34059	34056	314146	31276	316375	315042	344536	34078
31048	31363	31318	31363	34061	34090	314187	31295	316389	315042	344540	34055
31054	31276	31319	31276	34062	34056	314218	31339	316416	316276	344544	34065
31057	31339	31320	31276	34066	34090	314223	31339	316425	316276	344610	34055
31059	31363	31321	31276	34067	34090	314226	31339	316436	316287	344612	344443
31060	31339	31322	31276	34071	34090	314227	31295	316437	316276	344614	34078
31063	31228 & 314427	31323 31327	31276 31276	34072 34073	34056 34090	314231 314404	31295 031218	316475 316488	316102 316381	344615 344619	34078 34078 & 344931
31064	31228 & 314662	31328 31333	31276 31363	34075 34081	34055 34090	314421 314422	314026 031218	316490 316491	315042 315135	344639 344640	34078 34055 34079
31066	31363	31336	31001	34084	34090	314436	31201	316492	315134	344645	34070
31067	31072	31342	31276	34085	34074	314442	31201 &	316493	316102	344657	34078
31068	031218	31343	31276	76401	076411		314403	316497	315042	344658	34054
31071	31107	31345	31276	76414	076415	314544	31051	316498	315042	344663	34078
31078	31062	31347	31276	76417	76411 &	314547	31396	316499	315042	344675	34056
31080	31228 & 314026	31348 31349	31276 31276	76420	763028 76438 & 764354	314548 314613	31120 31228 & 314437	317000 317007	31363 31363	344679 344694	34055 34078
31106	31276	31352	31242		764354		314437	317031	31363	344851	34056
31108	31192	31354	31295	76429	76427B	314614	031218	317044	31363	344874	34090
31112	31258	31355	31295	76431	76438 & 764685	314631	31228 & 314437	317051 317063	31107 31363	344882 344887	34043 34055
31118	31120	31356	31276		76604		314664	317067	31363	344889	34055
31119	31120	31359	31379		78204		314665	317073	31107	344890	34055 & 344931
31128	031218	31367	31311		78211		314691	317075	31107	344910	34054
31130	314091	31372	31284		78212		314695	317079	31107	344920	34054
31131	31276	31373	31107		78216		314696	317082	31361	344924	34090
31133	31396	31378	31120		78218		314713	317085	31107	344927	34078
31134	31396	31384	031610		78220		314722	317088	31363	344928	34079
31135	31276	31389	31419		78221		315059	317089	315104	359064	30090
31140	31161	31390	31089		78222		315066	317092	315121	359216	31472
31142	31284	31391	31304		78223		315077	317100	316102	359488	31284
31145	031218	31394	31141		78224		315094	317326	317365	359660	31044
31151	31107	31399	31276		78225		315098	317335	315042	359831	31001
31155	31062	31400	31276		78226		315112	317338	317373	359863	31001
31156	031218	31407	31276		78227		315149	317352	315042	380521	31482
31159	31126	31410	31419		78228		315236	317363	315042	760039	76411 & 763027
31163	31287	31411	31120		78229		315241	317364	315042	760080	76411 & 763028
31169	31228 & 314026	31420 31431	31126 31419		78230		315258	317366	315042	764000	76427
31170	31228 & 314026	31432 31439	31126 31077		78231		315260	317366	315042	764003	76427
31171	31089	31449	31403		78232		315266	317370	317365	764150	76439
31172	31228 & 314698	31465 31468	31276 31316		78233		315273	317501	314026	764236	764248/S
31174	31363	34002	34055		78234		315277	317502	314026	764247	76427
31176	31295	34004	34056		78235		315282	317503	314403	764250	76427
31179	31192	34006	34056		78236		315286	317503	314403	764251	76427
31180	31404	34009	34056		78237		315287	317504	316231	764374	076415
31182	31120	34010	34043		78238		315297	317515	316102	764401	76423
31185	31107	34011	34043		78239		315298	317524	768540	768008	76605
31199	31192	34014	34055		78240		315299	317533	316231	768014	76605
31200	31126	34015	031366		78241		315300	317538	325744	768061	76602
31202	31201	34016	34056		78242		315302	326540	325744	768061	76602
31209	31228	34018	34055		78243		315304	326540	325744	768061	76602
31212	31201	34020	34054		78244		315304	344160	34078	768343	78206
31217	31192	34021	34055		78245		315306	344351	344443	768368	768378
31222	31404	34022	34054		78246		315306	344357	34055	768374	768378
31231	31120	34023	34090		78247		315307	344383	34078 &	768379	78206
31236	31201	34024	34055		78248		315307	316217	344931	768392	768473
31239	31363	34025	34090		78249		315312	316218	34056	768395	78237
31240	31044	34026	34055		78250		315313	316219	34056	768439	768378
31251	31126	34027	34078		78251		315314	316220	34056	768491	768473
31252	31192	34028	34056		78252		315314	316221	34056	768499	768473
31254	31024	34031	34065		78253		315315	316222	031366	768507	768378
31261	31192	34032	34056		78254		315316	316223	34043	768521	768522
31267	31541	34034	34090		78255		315317	316224	34078	768523	768473
31270	31288	34035	34055		78256		315318	316225	34056	768543	315042
31271	31339	34036	031366		78257		315319	316226	34055	768548	768522
31273	31077	34037	031366		78258		315320	316227	34055	768654	768378
31275	31051	34041	34055		78259		315321	316228	34055	768663	768378
31278	31482	34042	34055		78260		315322	316229	34090	768679	768642
31282	31363	34047	34090		78261		315323	316230	34055	768689	768473
31285	31276	34050	34090		78262		315324	316231	34055	768691	768378
31294	31107	34051	34090		78263		315325	316232	34043	768890	768651
					78264		315326	316233	34078	768896	768378
					78265		315327	316234	34078		
					78266		315328	316235	34078		
					78267		315329	316236	34078		
					78268		315330	316237	34078		
					78269		315331	316238	34078		
					78270		315332	316239	34078		
					78271		315333	316240	34078		
					78272		315334	316241	34078		
					78273		315335	316242	34078		
					78274		315336	316243	34078		
					78275		315337	316244	34078		
					78276		315338	316245	34078		
					78277		315339	316246	34078		
					78278		315340	316247	34078		
					78279		315341	316248	34078		
					78280		315342	316249	34078		
					78281		315343	316250	34078		
					78282		315344	316251	34078		
					78283		315345	316252	34078		
					78284		315346	316253	34078		
					78285		315347	316254	34078		
					78286		315348	316255	34078		
					78287		315349	316256	34078		
					78288		315350	316257	34078		
					78289		315351	316258	34078		
					78290		315352	316259	34078		
					78291		315353	316260	34078		
					78292		315354	316261	34078		
					78293		315355	316262	34078		
					78294		315356	316263	34078		
					78295		315357	316264	34078		
					78296		315358	316265	34078		
					78297		315359	316266	34078		
					78298		315360	316267	34078		
					78299		315361	316268	34078		
					78300		315362	316269	34078		
					78301		315363	316270	34078		
					78302		315364	316271	34078		
					78303		315365	316272	34078		
					78304		315366	316273	34078		
					78305		315367	316274	34078		
					78306		315368	31			

LUCAS


TRAFFICATORS

SECTION

S

MODEL INTERPRETATION

- SF34 Flush fitting type; arm extends $7\frac{1}{4}$ " from pivot pin.
- SF35 Flush fitting type; arm extends $8\frac{1}{4}$ " from pivot pin.
- SF36 Flush fitting type; narrow, shaped arm extends $7\frac{1}{4}$ " from pivot pin.
- SF40 Flush fitting type; arm extends $7\frac{1}{4}$ " from pivot pin; similar to SF34 but shallow body.
- SF43 Similar to SF35 but insulated return.
- SF54 Similar to SF34 but arranged to suit special warning light circuit.
- SF55 Similar to SF35 but arranged to suit special warning light circuit.
- SF80 Flush fitting type; arm extends $7\frac{1}{4}$ " from pivot pin; separate detachable arm moulding.
- SE62 Exterior fitting type; diecast case incorporating SF35 trafficator movement.
- SE100 Exterior fitting type; streamlined, pressed steel case incorporating SF80 trafficator movement.

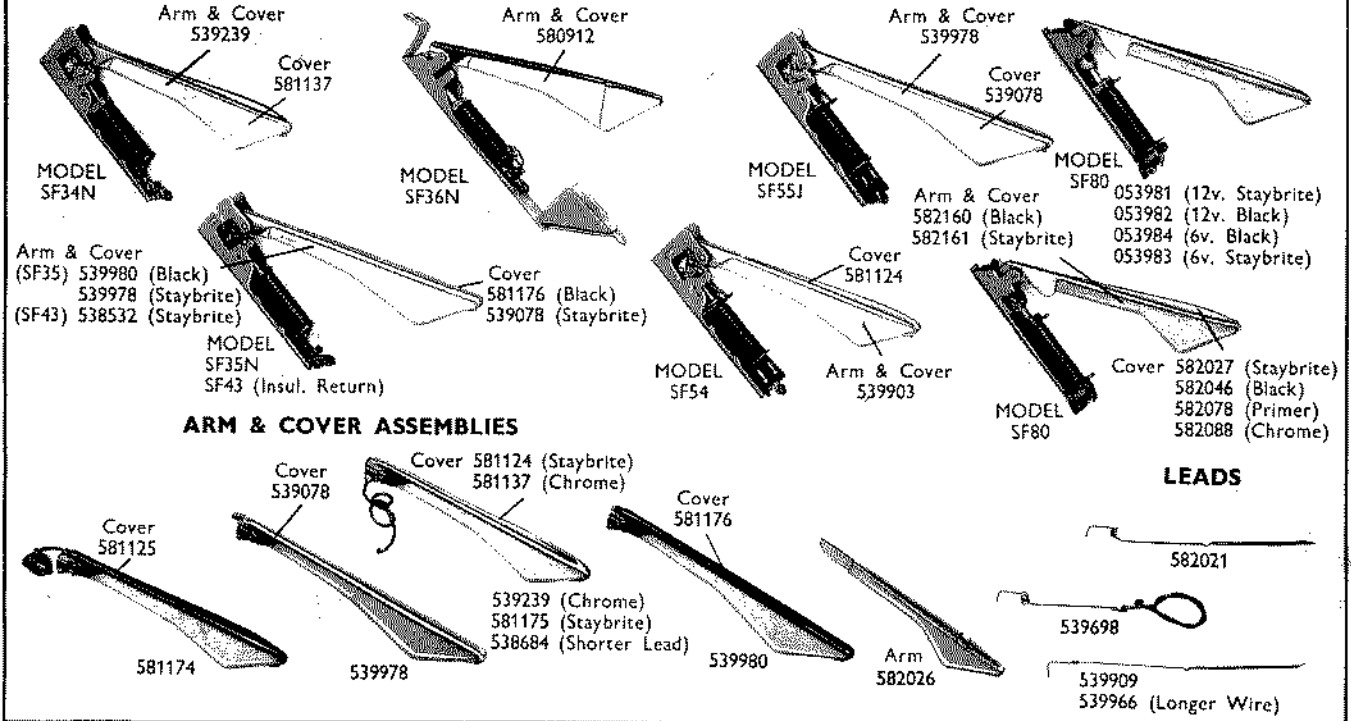




TRAFFICATORS

DETAILED SPARE PARTS

FLUSH FITTING TYPE



FLUSH FITTING MODELS

Part No.	54002D	54003E	*54009B	*54010D	*54011B	*54012D	*54013B	*54014D
Model	SF36N	SF34N	SF40N	SF40N	SF40N	SF40N	SF40N	SF40N
Finish	Black	Chromium	Black	Staybrite	Black	Staybrite	Black	Staybrite
Voltage	6	12	12	12	6	6	12	12
Arm and cover assembly	580912	539239	581174	581175	581174	581175	581174	581175
Arm, moulded	—	—	—	—	—	—	—	—
Cover, arm	—	581137	581125	581124	581125	581124	581125	581124
Lead	539698	539698	539698	539698	539698	539698	539698	539698
Bulb	255	256	256	256	255	255	256	256

Part No.	*54015B	*54017B	*54018D	54021B	54022D	*54023D	54028D	54034A
Model	SF34N	SF34N	SF34N	SF35N	SF35N	SF40N	SF43N	SF54N
Finish	Black	Black	Staybrite	Black	Staybrite	Staybrite	Staybrite	Staybrite
Voltage	6	12	12	12	12	12	12	12
Arm and cover assembly	581174	581174	581175	539980	539978	581175	538532	539903
Arm, moulded	—	—	—	—	—	—	—	—
Cover, arm	581125	581125	581124	581176	539078	581124	—	581124
Lead	539698	539698	539698	539698	539698	539698	539966	539909
Bulb	255	256	256	256	256	256	256	256

Part No.	*54035A	*54036A	54037A	54038A	*54039A	*54040A	*54041A	*54042A	*54943A
Model	SF40N	SF40N	SF40N	SF40N	SF34N	SF34N	SF40N	SF34N	SF34N
Finish	Staybrite	Black	Staybrite	Black	Staybrite	Black	Staybrite	Staybrite	Black
Voltage	12	12	6	6	12	12	12	6	6
Arm and cover assembly	581175	581174	581175	581174	581175	581174	581175	581175	581174
Arm, moulded	—	—	—	—	—	—	—	—	—
Cover, arm	581124	581125	581124	581125	581124	581125	581124	581124	581125
Lead	539698	539698	539698	539698	539698	539698	539698	539698	539698
Bulb	256	256	255	255	256	256	256	255	255

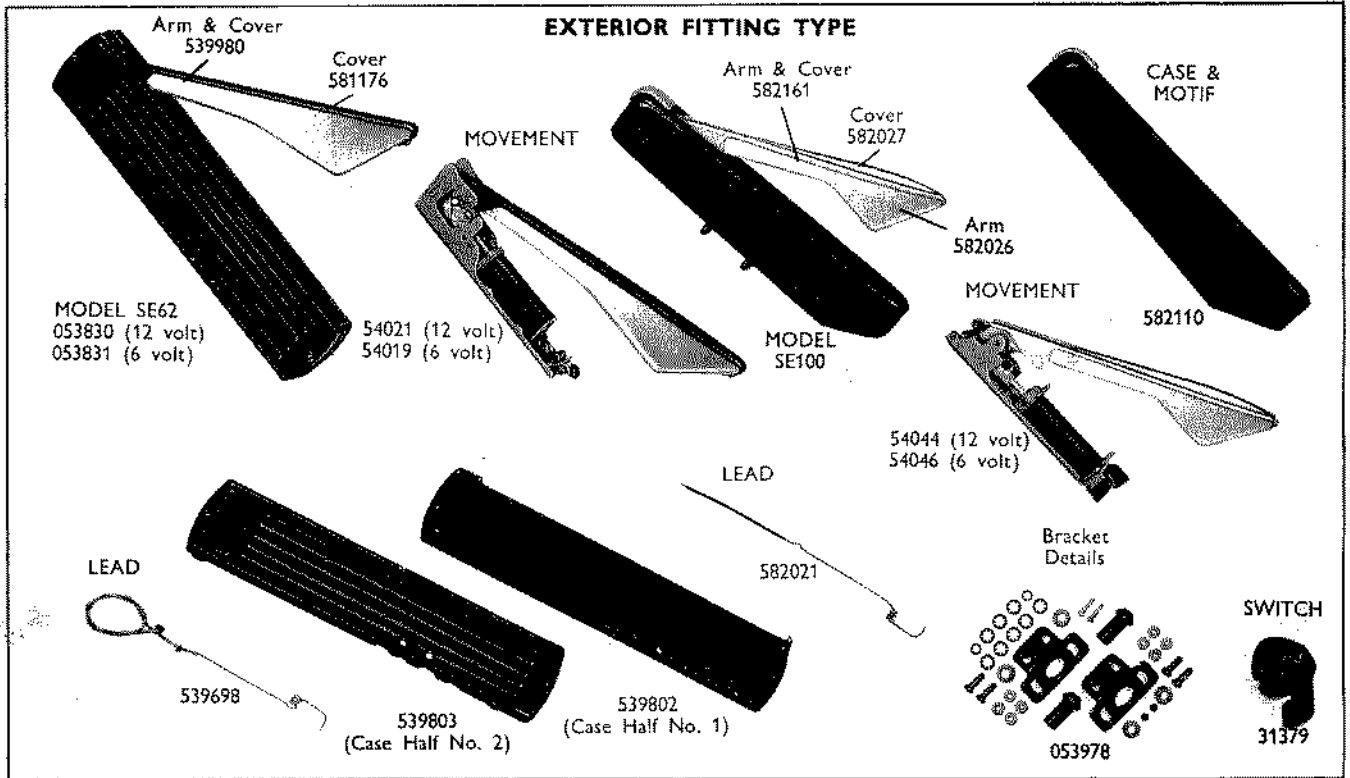
* See Supersession Chart

continued

TRAFFICATORS



DETAILED SPARE PARTS



FLUSH FITTING MODELS

Part No.	54044D	54045D	54046D	54047D	*54048A	*54049D	54054D	053972
Model	SF80	SF80	SF80	SF80	SF34N	SF80	SF80	SF34N
Finish	Staybrite	Black	Staybrite	Black	Primer	Primer	Chromium	Chromium
Voltage	12	12	6	6	12	12	12	12
Arm and cover assembly	582161	582160	582161	582160	581174	—	—	539239
Arm, moulded	582026	582026	582026	582026	—	582026	582026	—
Cover, arm	582027	582046	582027	582046	581125	582078	582088	581137
Lead	582021	582021	582021	582021	539698	582021	582021	539698
Bulb	256	256	255	255	256	256	256	256

Part No.	053981	053982	053983	053984	*539011	*539110	*539111	*539113
Model	SF80	SF80	SF80	SF80	SF35F	SF34F	SF34F	SF34F
Finish	Staybrite	Black	Staybrite	Black	Chromium	Chromium	Chromium	Black
Voltage	12	12	6	6	12	6	12	12
Arm and cover assembly	582161	582160	582161	582160	539978	581175	581175	581174
Arm, moulded	582026	582026	582026	582026	—	—	—	—
Cover, arm	582027	582046	582027	582046	539078	581124	581124	581125
Lead	582021	582021	582021	582021	539698	539966	539966	539966
Bulb	256	256	255	255	256	255	256	256
Bracket, adaptor	582087	582087	582087	582087	—	—	—	—

Part No.	*539133	*539312	*539315	*539322	*539323	*539663	*539664	*539665
Model	SF34F	SF40F	SF40F	SF40F	SF40F	SF40J	SF40L	SF40J
Finish	Black	Black	Black	Black	Black	Staybrite	Black	Black
Voltage	12	6	12	6	12	12	6	12
Arm and cover assembly	581174	581174	581174	581174	581174	581175	581174	581174
Arm, moulded	—	—	—	—	—	—	—	—
Cover, arm	581125	581125	581125	581125	581125	581124	581125	581125
Lead	539966	539698	539698	539698	539698	539698	539698	539698
Bulb	256	255	256	255	256	256	255	256

* See Supersession Chart



TRAFFICATORS

DETAILED SPARE PARTS

FLUSH FITTING MODELS

Part No.	*539667	*539669	*539670	*539671	*539694	*539730	*539731	*539732
Model	SF40J	SF40J	SF40J	SF40J	SF40J	SF34J	SF34J	SF34J
Finish	Sandblast	Staybrite	Black	Black	Staybrite	Staybrite	Staybrite	Black
Voltage	12	12	6	12	12	6	12	6
Arm and cover assembly ..	581174	581175	581174	581174	581175	581175	581175	581174
Arm, moulded	—	—	—	—	—	—	—	—
Cover, arm	581125	581124	581125	581125	581124	581124	581124	581125
Lead	539698	539698	539698	539698	539698	539698	539698	539698
Bulb	256	256	255	256	256	255	256	255

Part No.	*539733	*539735	*539911	539941	*539971	*539973	*539975
Model	SF34J	SF34J	SF54J	SF55J	SF35J	SF35J	SF35J
Finish	Black	Dull Nickel	Staybrite	Staybrite	Staybrite	Black	Dull Nickel
Voltage	12	12	12	12	12	12	12
Arm and cover assembly ..	581174	581174	538684	539978	539978	539980	539980
Arm, moulded	—	—	—	—	—	—	—
Cover, arm	581125	581125	581124	539078	539078	581176	581176
Lead	539698	539698	539909	539966	539966	539966	539966
Bulb	256	256	256	256	256	256	256

EXTERIOR FITTING MODELS

Part No.	54052A	54053A	053830	053831	053977
Model	SE100	SE100	SE62	SE62	SE100
Finish, arm cover	Staybrite	Staybrite	Black	Black	Staybrite
Finish, case	Black	Black	Black	Black	Black
Voltage	12	6	12	6	6
Movement	54044	54046	54021	54019	54046
Arm and cover assembly ..	582161	582161	539980	539980	582161
Arm, moulded	582026	582026	—	—	582026
Cover, arm	582027	582027	581176	581176	582027
Lead	582021	582021	539698	539698	582021
Bulb	256	255	256	255	255
Case and motif assembly ..	582110	582110	—	—	582110
Case, Half No. 1	—	—	539802	539802	—
Case, Half No. 2	—	—	539803	539803	—
Bracket, with sundries ..	—	—	—	—	053978
Switch	—	—	—	—	31379

* See Supersession Chart.

VEHICLE APPLICATION REFERENCE

54002D SF36N. 6v.; black arm cover.

Jowett 'Bradford' Van 1946-50; De Luxe Van and 6 Utility 1949-50.

54003E SF34N. 12v.; C.P. arm cover.

Austin 'Princess' 1951-54.
Bentley 4½ litre 1946-51.
Jaguar 2½ and 3½ litre 1949.
Rolls-Royce 'Silver Wraith' 1946-51.

54021B SF35N. 12v.; black arm cover.

Humber 'Pullman' and 'Imperial' 1939-47.
Jowett 8, 10 and Van 1939.
Lagonda 4½ litre 1939-40.
Wolseley 25 1948.

54022D SF35N. 12v.; Staybrite arm cover.

Alvis 'Crested Eagle', 'Speed' and 4.3 litre 1939.
Austin 18 and 28 1939.
B.S.A. 'Scout' (Tourer) 1939-40.

54022D SF35N—continued

Daimler 24 1939; 27 and 36 1946-53; 2½ litre (except 'Consort') 1939-49; 15 and 20 1939.
Healey 16 Saloon 1948.
Jensen 3½ litre 1946-47; 4 litre 1939; 3½ litre 1939-40.
Lanchester 11 1939; 18 and 20 1939.
Standard 14 1939-40; 20 1939-40.
Vauxhall 25 1939-1940.

54028D SF43N. 12v.; Staybrite arm cover.

Midland Battery Vehicle 1951-54.

54034A SF54N. 12v.; Staybrite arm cover.

Morris Commercial CV Ambulance 1947-48.
Rover All Models 1939-47.

54037A SF40N. 6v.; Staybrite arm cover.

Invacar Invalid Carriage 1951-54.
Lloyd '650' Roadster 1948-50.

54038A SF40N. 6v.; black arm cover.

Austin 8 1939-47; 8 Van 1939-45.
Commer 8 cwt. 1939-40.
Wolseley 8 1946-48.

54044D SF80. 12v.; Staybrite arm cover.

A.C. Cars 16 and 'Petite' 1953-54.
Allard All Models (except 'J', 'K3' and 'Palm Beach') 1947-54.
Alvis TC21 1954.
Armstrong Siddeley 'Sapphire' 1953-54.
Aston Martin 2½ litre 1953-54.
Austin 10 1939-41; 10 Van and 12 1939; A30, Hire Car, A125 Limousine, Ambulance and Hearse 1952-54; A40, A70, 'Sheerline', 25 cwt. Van and Ambulance 1948-54; A90 1951-52; 'Princess' 1948-50.
Citroen 15 1953-54; 23 1952-53.
Daimler 'Conquest' 1954; 'Regency' 1953.
Hillman 14 1939-40.
Humber 16, 'Snipe' and 'Super Snipe' 1939; 'Hawk' 1946-48 and 1953-54; 'Snipe' 1946; 'Super Snipe' 1946-54; 'Pullman' and 'Imperial' 1948-49 and 1953-54.

Vehicle Application Reference—continued

54044D SF80—continued

Jaguar 3½ litre 1952–54.
 Jensen 4 litre 1952–54.
 Jowett 'Javelin' 1948–54; 'Jupiter' 1951–54;
 'Bradford' Van 1953–54.
 Lanchester All Models 1946–53.
 M.G. 1½ litre 1947–53; 'Magnetite' 1954.
 Morris 'Minor' (4 door), 'Six' and 'Oxford'
 1951–54; 12 1939.
 Riley 1½ and 2½ litre 1953–54.
 Rover '60' 1954; '75' 1953–54.
 Singer All Models 1953–54.
 Standard 10 late 1940; 12 1939–48; 14 1946–48;
 'Vanguard' Saloon and Estate Car 1953–54.
 Sunbeam 'Alpine' 1953–54.
 Sunbeam-Talbot 10 h.p. and 2 litre 1939–40; All
 Models 1948–54.
 Triumph All Models 1939; 'Mayflower' late 1953;
 'Renown' late 1954; '1800' Roadster 1946–48;
 '2000' Roadster 1949.
 Trojan 15 cwt. late 1954; '20' Van 1954.
 Wolseley All Models 1951–54.

54045D SF80. 12v.; black arm cover.

Austin 10 1945–47; 10 Van and 12 1940–47; 12
 1946–48; A40 Sports 1951; A40 Van, 'Country-
 man' and Pick-up 1948–51 and 1952–54; A70
 'Countryman' and Pick-up 1952–45; Limousine,
 Ambulance and Hearse 1951–52.
 Commer 8 cwt. 1946–48.
 Hillman 'Minx' 1940–48 and 1953–54.
 Humber 16, 'Snipe' and 'Super Snipe' 1940.
 Jowett 'Bradford' Van 1951–52; De Luxe Van and
 6 Light Utility 1951–52.
 Morris 'Minor' (2 door) 1952–53; 10 1939–48;
 'Oxford' and 'Six' 1948–50; 'Cowley' Van and
 Pick-up 1950.
 Standard 8 and 10 1954; 'Vanguard' Van and
 Pick-up 1953–54.
 Sunbeam-Talbot 3 and 4 litre 1939–40.
 Trojan 15 cwt. 1946–54.
 Vauxhall 'Velox' and 'Wyvern' late 1952–54.
 Wolseley All Models 1949–50.

54046D SF80. 6v.; Staybrite arm cover.

A.C. Cars Invalid Carriage 1952–53.
 Austin 7, Van and 'Big Seven' 1939.
 Barrett 147 c.c. All-weather Vehicle 1954.
 Hillman 'Minx' 1939.
 Morris 8 Saloon 1939–48.
 Reliant 'Regal' Car 1953–54.
 Renault 4CV 1953–54.

54052A SE100. 12v.; Staybrite arm cover.

Rover 'Landrover' 1954.

54053A SE100. 6v.; Staybrite arm cover.

Barrett 'Midget' 1954.
 Citroen 2CV 1954.

54054D SF80. 12v.; C.P. arm cover.

Bentley 4½ litre and 'Continental' Sports 1952–54.
 Rolls-Royce 'Silver Wraith' and 'Silver Dawn'
 1953–54.

053830 SE62. 12v.; black arm cover.

Hillman 'Minx' and Estate Car 1946–47.
 Jensen 30 cwt. 1952–54; 6 ton Van 1946–47;
 'Lightweight' Commercial Vehicle 1954.
 Rover 'Landrover' 1948–53; Station Wagon
 1948–51.

053831 SE62. 6v.; black arm cover.

Barrett Invalid Carriage (All Models except 147 c.c.)
 1952–54.
 Jensen 30 cwt. 1946–52.

053972 SF34N. 12v.; C.P. arm cover.

Rolls-Royce 'Silver Wraith' 1952.

053977 SE100. 6v.; Staybrite arm cover.

Barrett 147 c.c. All-weather Vehicle 1954.

053981 SF80. 12v.; Staybrite arm cover.

A.C. Cars 16 1948–52.
 Alvis 14 1939–50; 17/20 1939; All Models 1951–53.
 Armstrong Siddeley 20 1939; 25 1939–40; All
 Models (except 'Sapphire') 1945–53.
 Aston Martin All Models 1947–53.
 Bristol All Models (except X404) 1947–54.
 B.S.A. 'Scout' (Coupe) 1939–40.
 Commer 8 cwt. 1948–50; Estate Car 1949.
 Daimler 2½ litre 1950–53; DC27 Ambulance
 1949–54.
 Healey All Models (except Roadster and 'Silver-
 stone') 1949–54.
 Hillman 'Minx' 1948–49.
 Humber 'Hawk' 1949–52; 'Super Snipe' 1953.
 Invicta 'Black Prince' 1948–49.
 Jaguar 2½ and 3½ litre 1950–51.
 Lagonda 2½ litre 1949–52.
 Lea Francis All Models 1939–54.
 Meynell All Models 1952.
 M.G. All Models (except 'Midget') 1939.
 Morgan 4/4 1946–54.
 Morris 'Oxford', Taxi and Hire Car 1947–51.
 Morris Commercial CV Ambulance 1949–51.

053981 SF80—continued

Paramount Cars All Models 1951–54.
 Riley All Models 1946–52.
 Rover '60' 1948–49; '75' 1948–52.
 Singer 9 Roadster 1939–51; All Models 1946–53.
 Standard 9 De Luxe and 10 1939–40; 'Vanguard'
 Saloon and Estate Car 1948–53.
 Sunbeam-Talbot 10 h.p. and 2 litre 1946–47.
 Triumph 'Renown' 1950–54; 'Mayflower' 1950–53;
 '1800' Saloon 1946–48; '2000' Saloon 1949.
 Vauxhall 14 1939–48.

053892 SF80. 12v.; black arm cover.

Austin A40 and A70 Van, 'Countryman' and Pick-
 up 1952; Hire Car 1950–51; Taxi 1948–54.
 Citroen All Models 1939–52.
 Commer 8 cwt. 1950–52; 'Express' Van 1953–54.
 Hillman 'Minx' 1950–53.
 Humber 'Pullman' and 'Imperial' 1950–51.
 Jowett 10 and Van 1940.
 Morgan 4/4 1939.
 Morris 'Minor' 1948–52; 14 and 25 1939; 10 cwt.
 1939–50.
 Singer 10 and 12 1939–40.
 Standard 9 1939–40; 'Vanguard' Van and Pick-up
 Truck 1948–53.
 Vauxhall 'Velox' and 'Wyvern' 1949–52.
 Wolseley All Models (except 8) 1939–48.

053983 SF80. 6v.; Staybrite arm cover.

A.C. Cars Invalid Carriage 1949–51.
 Barrett 147 c.c. All-weather Vehicle 1953.
 Bedford 5/6 cwt. 1939–40; 8 cwt. 1939.
 Reliant 'Regal' Car 1953.
 Renault 8.3 and 12 1951; 4CV 1952–53.
 Standard 8 De Luxe 1939–40; 8 1946–48.
 Vauxhall 10 1939; 12 1939–47.

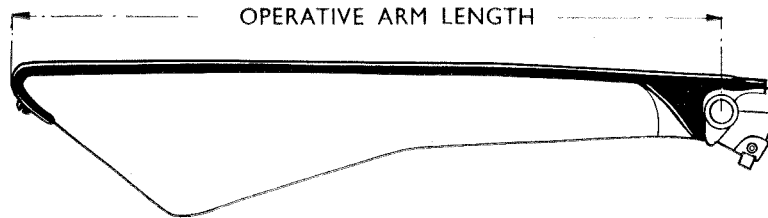
053984 SF80. 6v.; black arm cover.

Barrett 147 c.c. All-weather Vehicle 1953.
 Jowett 8 Van 1939–40.
 Morris 8 Tourer 1939; 5 cwt. Van 1939–53.
 Renault 8.3 1947–50; 12 1946–50.
 Standard 8 1939–40.
 Vauxhall 10 1940–47.

539941 SF55J. 12v.; Staybrite arm cover.

Jaguar All Models 1946–48.
 S.S. 'Jaguar' All Models 1939–40.

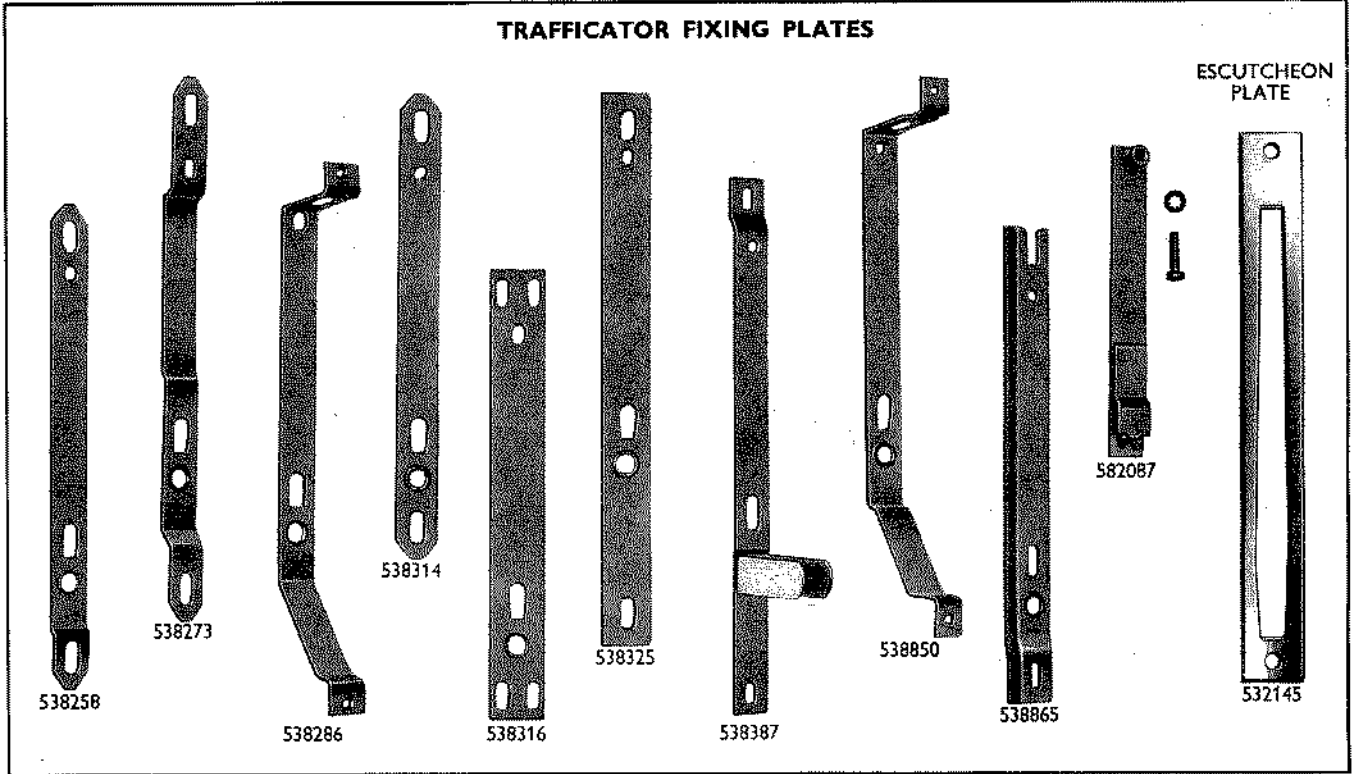
TRAFFICATOR ARMS



Arm Assembly Part No.	Cover		Operative Arm Length	Fitted to Models	Remarks
	Part No.	Finish			
538532	—	Staybrite	8¼"	SF43N	—
538684	581124	Staybrite	7¼"	SF54N	—
539239	581137	Chromium	7¼"	SF34N	Air flow cover
539903	581124	Staybrite	7¼"	SF34N	—
539978	539078	Staybrite	8¼"	SF35N SF35J SF55J	—
539980	581176	Black	8¼"	SF35J SE62 SF35N	Air flow cover
580912	—	Black	7¼"	SF36N	—
581174	581125	Black	7¼"	SF40N SF34N SF34F SF40F SF40L SF40J SF34J	Air flow cover
581175	581124	Staybrite	7¼"	SF40N SF34N SF34F SF40J	Air flow cover
582026	—	—	†7"	SF80	Moulding only
582160	582046	Black	†7½"	SF80	Air flow cover
582161	582027	Staybrite	†7½"	SF80 SE100	Air flow cover

† Overall Length

TRAFFICATOR FIXING PLATES



Part No.	Type	Used with	Fitted to
538258	24G	SF40	Austin, M.G., Morris, Standard, Wolseley.
538273	31G	SF40	Austin.
538286	32G	SF40 SF80	Allard, Commer, Daimler, Hillman, Humber, Jowett, Paramount Cars, Standard, Sunbeam-Talbot.
538314	23G	SF34 SF80	Bristol, Jaguar, M.G., Reliant, Riley, Singer, S.S. Cars, Vauxhall, Wolseley.
538316	15G	SF34 SF35	A.C. Cars, Alvis, B.S.A., Lea Francis, Singer.
538325	17G	SF34 SF35 SF40 SF54 SF80	Alvis, Aston Martin, Armstrong Siddeley, Austin, Bristol, B.S.A., Citroen, Daimler, Healey, Humber, Invacar, Jensen, Jowett, Lagonda, Lloyd, Riley, Rover, Standard, Sunbeam-Talbot, Trojan, Wolseley.
538387	19G	SF34	Standard, Triumph.
538850	29K	SF34 SF54	Humber, Morris, Morris Commercial, Renault, Rover, Sunbeam-Talbot.
538865	34G	SF34	Vauxhall.
582087	Adaptor Plate	SF80	A.C. Cars, Aston Martin, Austin, M.G., Morgan, Renault, Singer, Standard, Sunbeam-Talbot.

TRAFFICATOR ESCUTCHEON PLATE

Part No. 532145. Used with Trafficators SF40 and SF34. Chromium plated finish.

Fitted to: Allard, Armstrong Siddeley, Healey, Lloyd.



TRAFFICATORS

SUPERSESSION CHART

Whereas spare parts are available for all Trafficators as shown on pages S2 to S4, certain complete units are no longer supplied. These are replaced by later models as shown below.

Part No.	Replaced by	Part No.	Replaced by	Part No.	Replaced by
54009	54045	54042	053983	539665	54045
54010	54044	54043	053984	539667	54045
54011	54038	54048	053982	539669	54044
54012	54037	54049	54045	539670	54038
54013	54045	539011	54022	539671	54045
54014	54044	539110	053983	539694	54044
54015	053984	539111	053981	539730	053983
54017	053982	539113	053982	539731	053981
54018	053981	539133	053982	539732	053984
54023	54044	539312	54046	539733	053982
54035	54044	539315	54044	539735	053981
54036	54045	539322	54046	539911	54034
54039	053981	539323	54044	539971	54022
54040	053982	539663	54044	539973	54021
54041	54044	539664	54038	539975	54021

Only available from/sold by:

ianak@btinternet.com

WINDSHIELD WIPERS

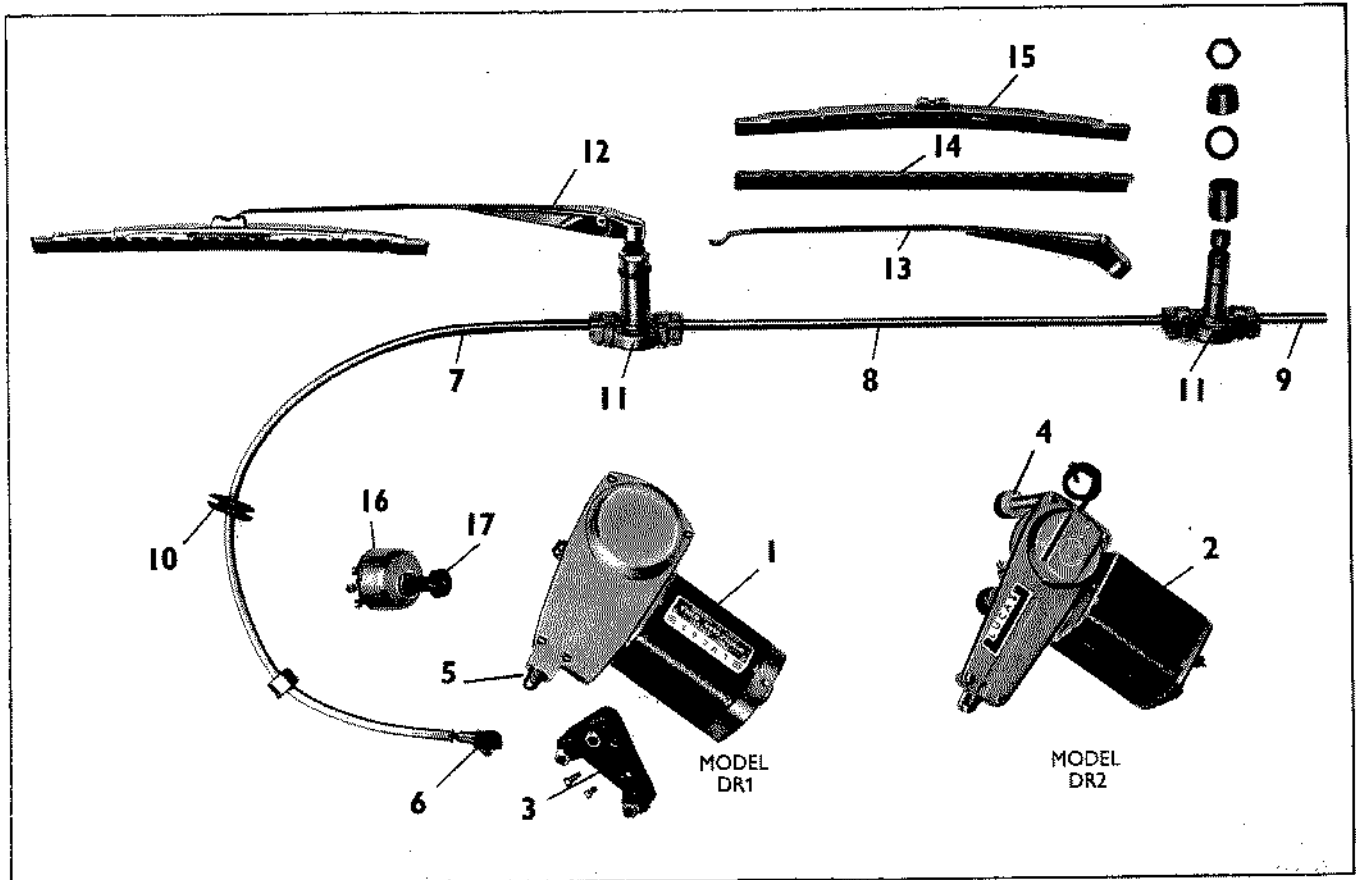
MODELS DR1 AND DR2

Model Interpretation

- DR1 Rack type; dual arm; self parking; single or two speed; high powered motor incorporating thermostatic control; separate operating switch.
- DR2 Rack type; dual arm; single speed with adjustable switch for self parking. Separate operating switch.
- Note For DR1 arrangement omit motor No. 2.
For DR2 arrangement omit motor No. 1.

The expression 'left hand' or 'right hand' is as viewed from driver's seat.

DR1 and DR2. Dual Arm Arrangements



KEY TO ILLUSTRATIONS

- | | | |
|--|--|---|
| <p>1. Motor and gearbox assembly, DR1 Model.</p> <p>2. Motor and gearbox assembly, DR2 Model.</p> <p>3. 3-stud motor fixing plate, DR1 Models only.</p> <p>4. Fixing studs, set of parts, DR2 Models only.</p> | <p>5. Ferrule, outer casing retaining.</p> <p>6. Rack assembly, motor to wheelboxes.</p> <p>7. Outer casing, motor to 1st wheelbox.</p> <p>8. Outer casing, wheelbox to wheelbox.</p> <p>9. Outer casing, end tube, length 2½".</p> <p>10. Grommet, rubber, scuttle dash.</p> <p>11. Wheelbox.</p> | <p>12. Arm, left hand.</p> <p>13. Arm, right hand.</p> <p>14. Rubber and backing plate assembly.</p> <p>15. Blade assembly.</p> <p>16. Operating switch.</p> <p>17. Knob, operating switch.</p> |
|--|--|---|



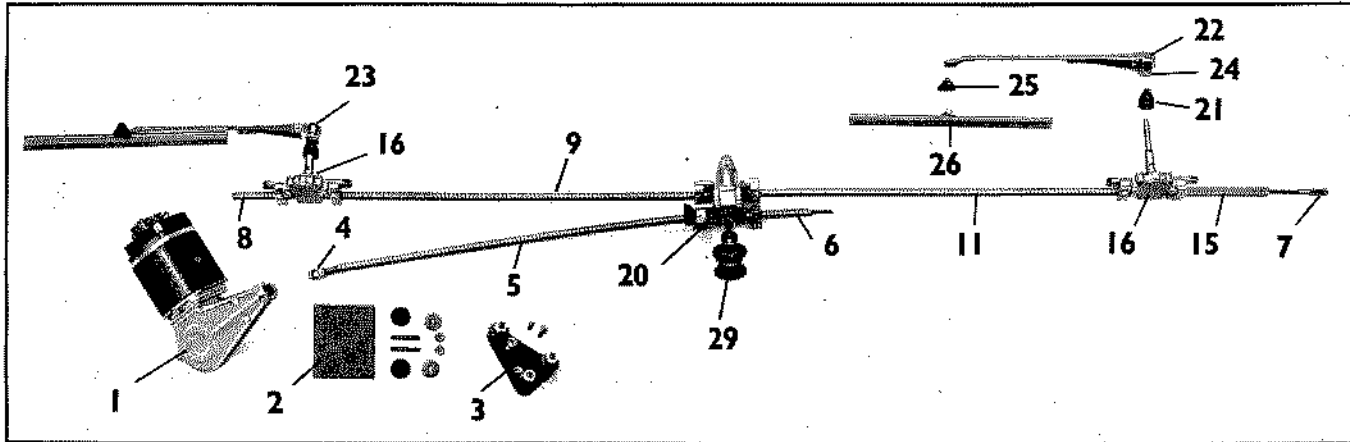
CR AND CRT WINDSHIELD WIPERS

MODELS CR AND CRT

Model Interpretation

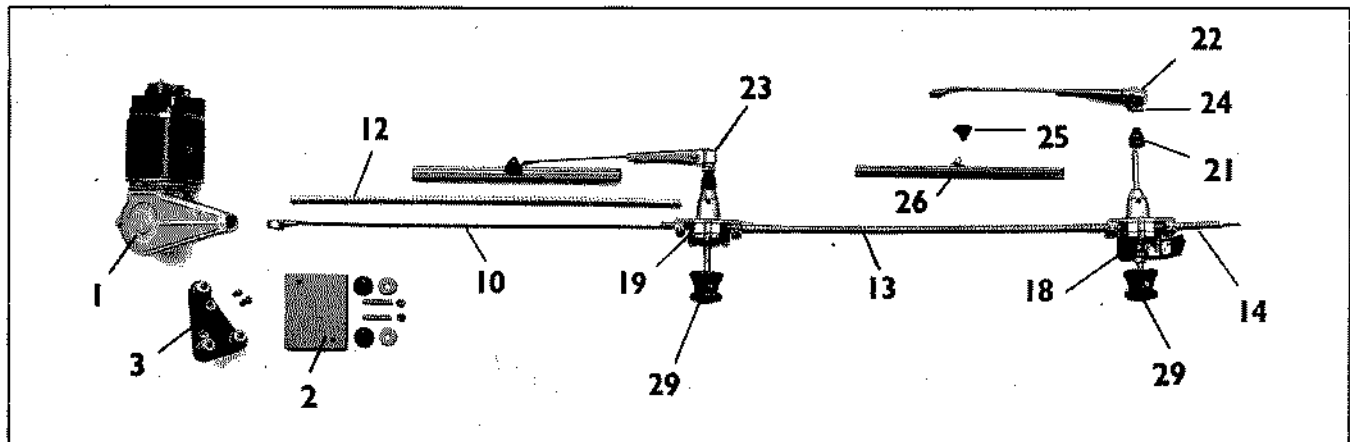
- | | | | |
|----------|--|----------|---|
| C | Cable. | 4 and 14 | Dual arm; separate switch. |
| R | Rack. | 5 and 15 | Single or dual arm; separate switch; wheelboxes with front and rear bush fixing. |
| T | Thermostatic control. | 6 and 16 | Single, dual or triple arm, with wheelbox arrangements to coachbuilder's specification. |
| 1 and 11 | Single knob control; dual arm. | | The expression 'left hand' or 'right hand' is as viewed from driver's seat. |
| 2 and 12 | Dual or triple arm; two or three knobs; park and switch. | | |

CR1 and CRT11. Dual Arm Arrangements, with Single Knob Control



CR2 and CRT12. Dual or Triple Arm Arrangements

Wheelbox (driver's side) incorporates operating switch



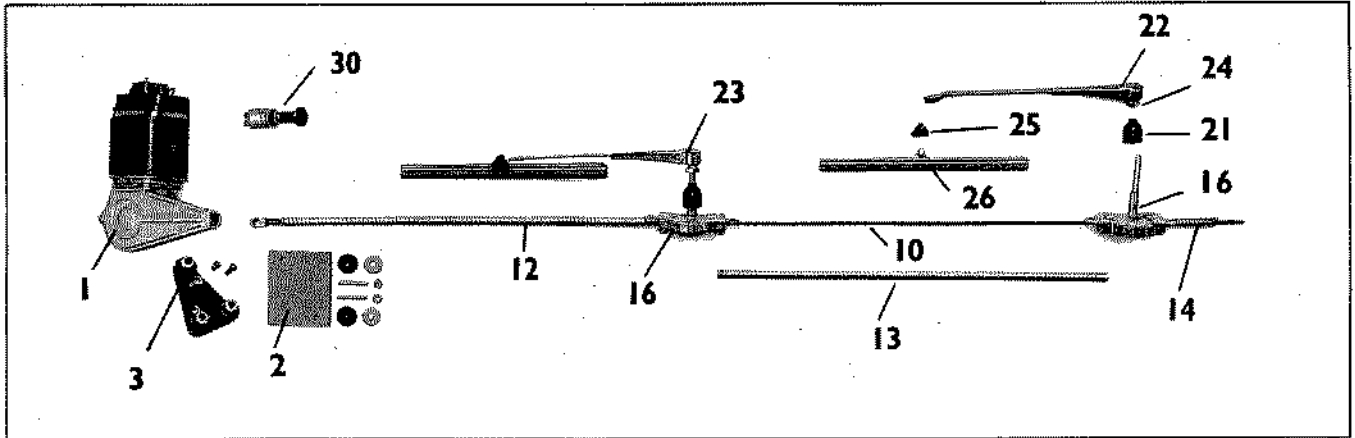
KEY TO ILLUSTRATIONS

- | | | |
|--|---|--|
| 1. Motor and gearbox (for details see pages T24-T28). | 10. Rack assembly, motor to wheelboxes. | 20. Control box, with switch and knob. |
| 2. 2-stud motor fixing, set of parts. | 11. Outer casing, control box to right hand wheelbox. | 21. Grommet, rubber, for wheelbox spindle. |
| 3. 3-stud motor fixing (alternative to No. 2). | 12. Outer casing, motor to 1st wheelbox. | 22. Arm, right hand. |
| 4. Rack assembly, motor to control box (for details see page T34). | 13. Outer casing, wheelbox to wheelbox. | 23. Arm, left hand. |
| 5. Outer casing, motor to control box. | 14. Outer casing, right hand wheelbox, length 3". | 24. Screw and collet assembly. |
| 6. Outer casing, control box, length 3". | 15. Guide tube, right hand wheelbox. | 25. Stop, rubber. |
| 7. Rack assembly, wheelboxes to control box. | 16. Wheelbox, without switch. | 26. Blade or squeegee. |
| 8. Outer casing, left hand wheelbox, length 4". | 17. Wheelbox, without switch, but with front and rear bushes. | 27. Blade, specially designed for curved windcreens.
(As illustration 15, page T1). |
| 9. Outer casing, left hand, wheelbox to control box. | 18. Wheelbox, with switch and knob. | 28. Rubber and backing plate assembly.
(As illustration 14, page T1). |
| | 19. Wheelbox, without switch, but with parking knob. | 29. Knob, wheelbox or control box. |
| | | 30. Operating switch, for remote control. |

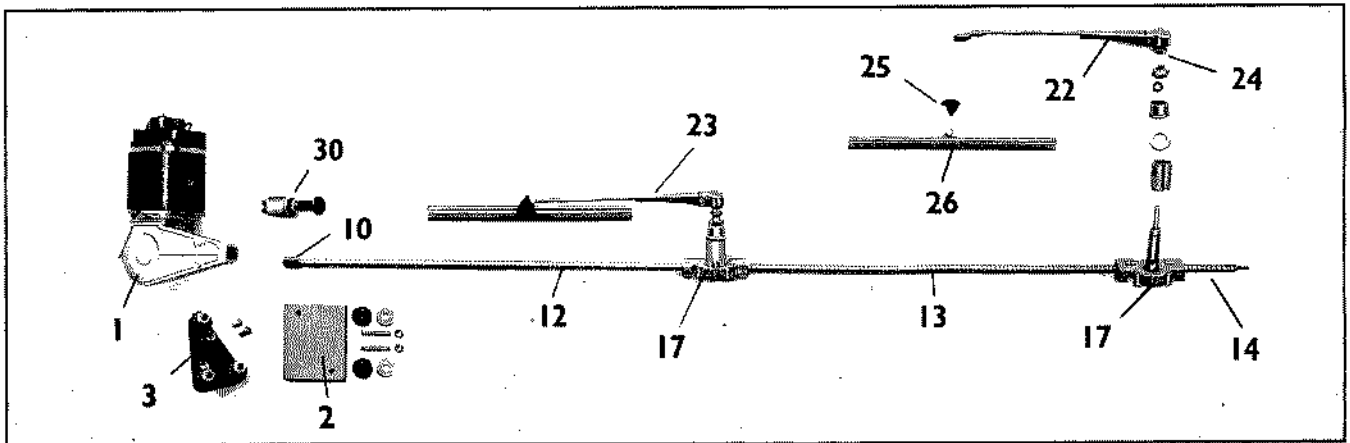
CR AND CRT WINDSHIELD WIPERS



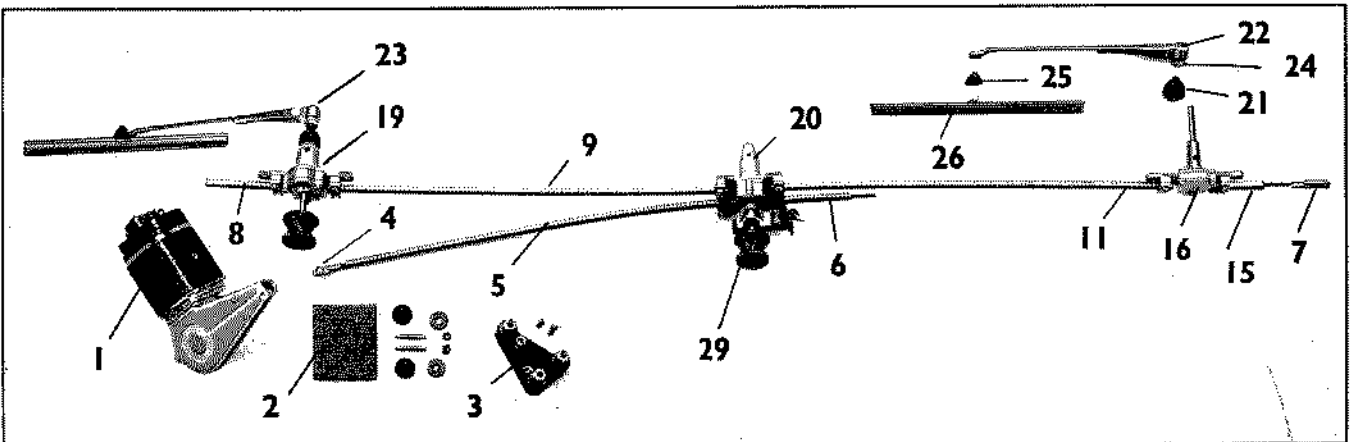
CR4 and CRT14. Dual Arm Arrangements, with separate operating switch



CR5 and CRT15. Single or Dual Arm Arrangements, with special Wheelboxes and separate operating switch



CR6 and CRT16. Single, Dual or Triple Arm Arrangements, with Control Box



For key to illustrations, see bottom of page T2.



CW AND CWX WINDSHIELD WIPERS

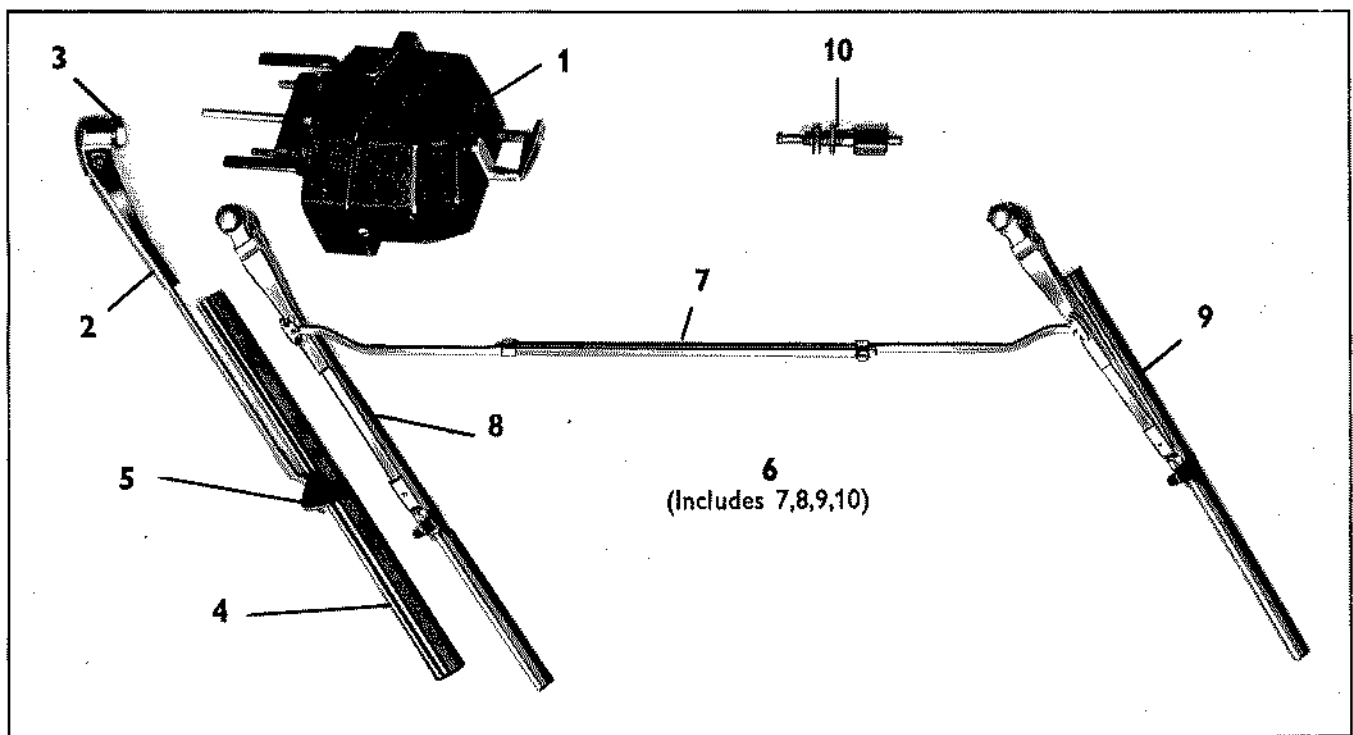
MODELS CW AND CWX

Model Interpretation

- CW1 Wiper, top of windscreen mounting.
- CW2 Wiper, bottom of windscreen mounting.
- CWX Wiper, universal windscreen mounting.

The expression 'left hand' or 'right hand' is as viewed from driver's seat.

CW and CWX. Single and Dual Arm Arrangements



KEY TO ILLUSTRATIONS

- | | |
|-------------------------------|--------------------------------------|
| 1. Motor assembly. | 6. Dual arm attachment, complete. |
| 2. Arm, single. | 7. Coupling bar assembly. |
| 3. Screw and collet assembly. | 8. Arm, right hand. |
| 4. Blade or squeegee. | 9. Arm, left hand. |
| 5. Stop, rubber. | 10. Bearing assembly, auxiliary arm. |

For details of dual arm attachments available, see pages T39-T41.

WINDSHIELD WIPERS (Complete Assemblies)



DETAILED SPARE PARTS

In Section A, which contains the electrical equipment specifications for all vehicles, only the Despatch Number is quoted against Windshield Wipers. This number includes all the wiper components on the vehicle, which can be supplied if required. Given below are all the main units comprising this equipment, and spare parts for any unit can be found on the page indicated in the first column.

Despatch No.	72502B	72515C	72517	72524A	72525A	72526A	72528A
Model	CW1	CW1	CW1	SW4	SW4	SW4	SW4
Type	BN114	DC68	DC71	BN151	BN153	BN154	V105
Fitted to	Austin	Commer	Commer	Austin	Austin	Austin	Standard
Angle of wipe	130°	130°	100°	120°	120°	120°	120°
Motor (for details see pages T25-T28)	75081A	*733068	75129A	†75065A	†75066A	†75066A	†75066A
Wheelbox or clutch housing, with switch (for details see pages T29-T33)	—	—	—	*734566	*734566	*734566	737038
Wheelbox or clutch housing, less switch (for details see pages T29-T33)	—	—	—	—	*734567	—	737039
Bracket, with shaft and coupling	—	—	—	734747	734747	734747	734678
Shaft, short	—	—	—	737243	737243	737243	737243
Coupling	—	—	—	729036/S	729036/S	729036/S	729036/S
Link, primary	—	—	—	735685	735685	735685	735697
Link, secondary	—	—	—	—	735686	—	735683
Grommet, wheelbox or clutch housing (see page T34)	—	—	—	—	—	—	735679
Sundry parts, set	733439	733439	733439	—	—	—	—

Despatch No.	72529A	72530A	72532A	72534D	72536D	72537A	72538A
Model	SW4	SW4	SW4	SW4	SW4	SW4	SW4
Type	CH27	BQ22	V107	GC30	BP80	BP81	BN158
Fitted to	Riley	Sunbeam-Talbot	Standard	Jaguar	Singer	Singer	Austin
Angle of wipe	120°	120°	120°	120°	120°	120°	120°
Motor (for details see pages T25-T28)	†75066A	†75066A	†75065A	†75066A	†75066A	†75066A	†75066A
Wheelbox or clutch housing, with switch (for details see pages T29-T33)	737013	*735534	*737070	737085	*737126	*737131	*737121
Wheelbox or clutch housing, less switch (for details see pages T29-T33)	*737014	*735535	*737111	*737086	*737127	*737132	*737122
Bracket, with shaft and coupling	—	735628	734476	737054	734453	735446	735404
Shaft, short	737243	737243	737243	737243	737243	737243	737243
Coupling	729036/S	729036/S	729036/S	729036/S	729036/S	729036/S	729036/S
Link, primary	737297	—	734463	—	735448	—	735383
Link, secondary	737312	733817	733817	729234	733817	737312	735386
Grommet, wheelbox or clutch housing (see page T34)	735679	729313	733874	729423	733874	733874	—
Grommet, scuttle (see page T34)	—	729378	—	729378	729378	729378	—
Sundry parts, set	—	—	—	—	—	—	—

Despatch No.	72539A	72540A	72541A	72542A	72545A	72546F	72549D
Model	SW4	SW4	SW4	SW4	SW4	SW4	SW4
Type	AE4	BN152	V113	BS39	V117	BS48	G60
Fitted to	Lea Francis	Austin	Triumph	Daimler	Triumph	Daimler	Rover
Angle of wipe	120°	120°	120°	120°	120°	120°	120°
Motor (for details see pages T25-T28)	†75066A	†75065A	†75066A	†75066A	†75066A	†75066A	†75066A
Wheelbox or clutch housing, with switch (for details see pages T29-T33)	*737348	*734566	*737176	*735528	737065	*737093	*737269
Wheelbox or clutch housing, less switch (for details see pages T29-T33)	*737347	*734567	*737177	*735529	737066	*737094	*737270
Control box (for details see page T30)	—	—	—	—	†737266	—	—
Bracket, with shaft and coupling	735395	734747	734747	735395	734476	737089	737273
Shaft, short	737243	737243	737243	737243	737243	737243	737243
Coupling	729036/S	729036/S	729036/S	729036/S	729036/S	729036/S	729036/S
Link, primary	737274	735685	737166	—	737067	737095	737337
Link, secondary	—	735687	737167	—	737071	737097	737338
Grommet, wheelbox or clutch housing (see page T34)	733874	—	729313	734181	735349	729313	735349
Grommet, scuttle (see page T34)	729378	—	729378	729378	729378	729378	729378
Sundry parts, set	—	—	—	—	—	—	—

* See Supersession Chart

† Refer to Conversion Set Section, pages T41-T42, before ordering

‡ Clutch housing, centre



WINDSHIELD WIPERS (Complete Assemblies)

DETAILED SPARE PARTS

Despatch No.	72549E	72550B	72550D	72551D	72562A	72572A	72589A
Model	SW4	SW4	SW4	SW4	SW4	SW4	SW4
Type	G75	G55	G77	G76	GC34	BN169	AA76
Fitted to	Rover	Rover	Rover	Rover	Jaguar	Austin	Wolseley
Angle of wipe	120°	120°	120°	120°	120°	120°	120°
(1) Motor (for details see pages T25-T28)	†75066A	†75066A	†75066A	†75066A	†75066A	†75066A	†75066A
(2) Wheelbox or clutch housing, with switch (for details see pages T29-T33)	*737269	*737269	*737269	*737269	737085	737357	*737028
(3) Wheelbox or clutch housing, less switch (for details see pages T29-T33)	*737270	*737270	*737270	*737270	*737086	*737358	*737029
(4) Bracket, with shaft and coupling	737273	—	—	737306	737054	735404	—
(5) Shaft, short	737243	737243	737243	737243	737243	737243	737243
(6) Coupling	729036/S	729036/S	729036/S	729036/S	729036/S	729036/S	729036/S
(7) Link, primary	737337	737337	737337	737337	—	735383	733996
(8) Link, secondary	737336	737338	737336	737336	729234	735386	—
(9) Grommet, wheelbox or clutch housing (see page T34)	735349	735349	735349	735349	729423	—	734748
(10) Grommet, scuttle (see page T34)	729378	729378	729378	729378	729378	—	729378
(11) Sundry parts, set	—	—	—	—	—	—	—

Despatch No.	75097A	*75121A	75122B	*75126A	*75127A	75128A	75129A
Model	CW1	CW1	CWX	CW1	CW1	CW1	CW1
Type	FA72	L2	RT	L	L	DC48	DC80
Fitted to	Morris Comm.	Commer	Reliant	Brush Electric	Larmar	Commer	Commer
Angle of wipe	100°	130°	150°	150°	150°	130°	100°
(1) Motor (for details see pages T25-T28)	75097A	*75121A	75122B	*75126A	*75127A	75128A	75129A
(2) Wheelbox or clutch housing, with switch (for details see pages T29-T33)	—	—	—	—	—	—	—
(3) Wheelbox or clutch housing, less switch (for details see pages T29-T33)	—	—	—	—	—	—	—
(4) Rack assembly (see page T34)	—	—	—	—	—	—	—
(5) cut to	—	—	—	—	—	—	—
(6) Casing, outer, motor to wheelbox	—	—	—	—	—	—	—
(7) Casing, outer, less ferrules, 3", offside wheelbox	—	—	—	—	—	—	—
(8) Casing, outer, wheelbox to wheelbox	—	—	—	—	—	—	—
(9) Grommet, wheelbox or clutch housing (see page T34)	—	—	—	—	—	—	—
(10) Sundry parts, set	733439	733439	733439	733439	733439	733439	733439

Despatch No.	072537N	072538	072540	072545	072546F	072546R	072547E
Model	CR2	CW1	CW1	CW1	CR1	CR1	CR2
Type	BS52	DC90	FA51	DA34	BU36	BU36	DA36
Fitted to	Daimler	Karrier	Morris Comm.	M.G.	Alvis	Alvis	M.G.
Angle of wipe	120°	130°	150°	150°	120°	120°	130°
(1) Motor (for details see pages T25-T28)	75074J	*733068	*75049A	75051D	75053J	75053K	75053J
(2) Wheelbox or clutch housing, with switch (for details see pages T29-T33)	72567	—	—	—	—	—	72565
(3) Wheelbox or clutch housing, less switch (for details see pages T29-T33)	72568	—	—	—	72560	72560	72564
(4) Control box (for details see page T30)	—	—	—	—	72561	72561	—
(5) Coupling bar (see page T4)	—	—	—	732191	—	—	—
(6) Bearing, passenger side (see page T4)	—	—	—	731721	—	—	—
(7) Rack assembly (see page T34)	738223	—	—	—	738764	738764	736307
(8) cut to	57 ⁹ / ₁₆ "	—	—	—	29 ¹¹ / ₁₆ "	29 ¹¹ / ₁₆ "	42 ¹¹ / ₁₆ "
(9) Inner cable rack	—	—	—	—	736024	736024	—
(10) Casing, outer, motor to wheelbox	739832	—	—	—	739907	739907	739832
(11) Casing, outer, 4", nearside wheelbox	—	—	—	—	740032	740032	—
(12) Casing, outer, less ferrules, 3", offside wheelbox	740031	—	—	—	740031	740031	740031
(13) Casing, outer, wheelbox to wheelbox	739937	—	—	—	—	—	739937
(14) Casing, outer, wheelbox to control box, offside	—	—	—	—	739937	739937	—
(15) Casing, outer, wheelbox to control box, nearside	—	—	—	—	739937	739937	—
(16) Guide tube, offside wheelbox	—	—	—	—	735895	735895	—
(17) Grommet, wheelbox or clutch housing (see page T34)	735349	—	—	—	734697	734697	734697
(18) Sundry parts, set	741596	733439	733439	733439	741596	741596	741596

* See Supersession Chart † Refer to Conversion Set Section, pages T41-T42, before ordering

WINDSHIELD WIPERS (Complete Assemblies)



DETAILED SPARE PARTS

	72618 SW4 BS61 Daimler 120°	*75003B CW1 CA8 Reliant 150°	*75047A CW1 AJ30 Jowett 130°	*75048A CW1 V120 Standard 130°	*75049A CW1 FA Morris Comm. 150°	75051D CW1 DA34 M.G. 150°	*75069B CW1 FA71 Morris Comm. 130°	*75077A CW1 KW6 Renault 100°	75091A CW1 RF4 Dodge 100°	*75095A CW1 WE Douglas 150°	75096A CW1 G95 Rover 150°
	†75066A	*75003B	*75047A	*75048A	*75049A	75051D	*75069B	*75077A	75091A	*75095A	75096A (1)
	*735528	—	—	—	—	—	—	—	—	—	— (2)
	*735529	—	—	—	—	—	—	—	—	—	— (3)
	—	—	—	—	—	—	—	—	—	—	— (4)
	—	—	—	—	—	—	—	—	—	—	— (5)
	—	—	—	—	—	—	—	—	—	—	— (6)
	—	—	—	—	—	—	—	—	—	—	— (7)
	—	—	—	—	—	—	—	—	—	—	— (8)
	—	—	—	—	—	—	—	—	—	—	— (9)
	—	—	—	—	—	—	—	—	—	—	— (10)
	—	733439	733439	733439	733439	733439	733439	733439	733439	733439	733439 (11)

	75138B CW1 FA80 Morris Comm. 100°	*75196A CW1 DX A.C. 150°	75197A CW1 G109 Rover 150°	75198A CW1 BN232 Austin 130°	75202A CW1 GF22 Dodge 130°	072523 CW1 DC108 Commer 100°	072528 CW1 CAI Guy 150°	072533 CW1 DC90 Karrier 130°	072534 CW1 EN7 Trojan 130°	072535 CW1 AJ30 Jowett 130°	072537M CR2 BS52 Daimler 120°
	75138B	*75196A	75197A	75198A	75202A	75129A	*75041E	*75027A	*733068	*75047A	75074H (1)
	—	—	—	—	—	—	—	—	—	—	72567 (2)
	—	—	—	—	—	—	—	—	—	—	72568 (3)
	—	—	—	—	—	—	—	—	—	—	738223 (4)
	—	—	—	—	—	—	—	—	—	—	57 1/8" (5)
	—	—	—	—	—	—	—	—	—	—	739832 (6)
	—	—	—	—	—	—	—	—	—	—	740031 (7)
	—	—	—	—	—	—	—	—	—	—	739937 (8)
	—	—	—	—	—	—	—	—	—	—	735349 (9)
	733439	733439	733439	733439	733439	733439	733439	733439	733439	733439	741596 (10)

	072547T CR2 DA36 M.G. 120°	072547U CR2 DA36 M.G. 120°	072550 CW1 RB3 H.R.G. 130°	072555 CR1 C43 Armstrong Siddeley 120°	072557L CR1 RB5 H.R.G. 120°	072557M CR1 RB5 H.R.G. 120°	072560 CW1 KW1 Renault 100°	072561 CW1 XT1 Larmar 150°	072562 CW1 XW1 Allard 130°	072564D CR4 BQ27/28 Sunbeam- Talbot 130°	072564N CR4 BQ27/28 Sunbeam-Talbot 130°
	*75074H	*75074J	*75054A	*75055K	75053J	75053K	75056A	*75127A	*75054A	*75055K	*75055L (1)
	72565	72565	—	—	—	—	—	—	—	—	— (2)
	72564	72564	—	72548 72547	72548	72548	—	—	—	72548	72548 (3)
	—	—	—	—	—	—	—	—	—	—	— (4)
	—	—	733472 731721	—	—	—	731809 731721	—	727293 731721	—	— (5)
	736307 42 1/8"	736307 42 1/8"	—	736177 34 1/8"	736121	736121	—	—	—	738499 50 1/8"	738499 (7)
	—	—	—	736024	736024	736024	—	—	—	—	— (8)
	739832	739832	—	739858	739844	739844	—	—	—	739858	739858 (10)
	—	—	—	740032	740032	740032	—	—	—	—	— (11)
	740031 739937	740031 739937	—	740031	740031	740031	—	—	—	740031 739932	740031 (12)
	—	—	—	738009	739954	739954	—	—	—	—	— (14)
	—	—	—	738009	739954	739954	—	—	—	—	— (15)
	—	—	—	735895	735895	735895	—	—	—	—	— (16)
	734697 741596	734697 741596	— 733439	735824 741596	734458 741596	734458 741596	— 733439	— 733439	— 733439	— 741596	— 741596 (17)
	—	—	—	—	—	—	—	—	—	—	— (18)

* See Supersession Chart

† Refer to Conversion Set Section, pages T41-T42, before ordering

continued



WINDSHIELD WIPERS (Complete Assemblies)

DETAILED SPARE PARTS

Despatch No.	072565	072567L	072567M	072568N	072568Q	072569T	072569U
Model	CW1	CR4	CR4	CR2	CR2	CR1	CR1
Type	AD16	S79	S79	OM9/11	OM9/11	BN172	BN172
Fitted to	Morgan	Hillman	Hillman	Jensen	Jensen	Austin	Austin
Angle of wipe	150°	130°	130°	120°	120°	120°	95°
(1) Motor (for details see pages T25-T28)	*75059A	75053J	75053K	*75074H	*75074J	*75055K	75088L
(2) Wheelbox or clutch housing, with switch (for details see pages T29-T33)	—	—	—	72565	72565	—	—
(3) Wheelbox or clutch housing, less switch (for details see pages T29-T33)	—	72548	72548	72564	72564	72548	72548
(4) Control box (for details see page T30)	—	—	—	—	—	72606	72606
(5) Coupling bar (see page T4)	727293	—	—	—	—	—	—
(6) Bearing, passenger side (see page T4)	732583	—	—	—	—	—	—
(7) Rack assembly (see page T34)	—	736177	736177	738499	738499	738987	738987
(8) cut to	—	—	—	48 ¹¹ / ₁₆ "	48 ¹¹ / ₁₆ "	17 ³ / ₁₆ "	17 ³ / ₁₆ "
(9) Inner cable rack	—	—	—	—	—	736024	736024
(10) Casing, outer, motor to wheelbox	—	739868	739868	739832	739832	739855	739855
(11) Casing, outer, 4", nearside wheelbox	—	—	—	—	—	740032	740032
(12) Casing, outer, less ferrules, 3", offside wheelbox	—	740031	740031	740031	740031	740031	740031
(13) Casing, outer, wheelbox to wheelbox	—	739937	739937	739971	739971	—	—
(14) Casing, outer, wheelbox to control box, offside	—	—	—	—	—	739933	739933
(15) Casing, outer, wheelbox to control box, nearside	—	—	—	—	—	739937	739937
(16) Guide tube, offside wheelbox	—	—	—	—	—	735895	735895
(17) Grommet, wheelbox or clutch housing (see page T34)	—	733874	733874	734181	734181	—	—
(18) Sundry parts, set	733439	741596	741596	741596	741596	741596	741596

Despatch No.	072585E	072590E	072590F	072590T	072594A	072594B	072594M
Model	CR1	CR4	CR4	CR4	CR4	CR4	CR4
Type	C44	V140	V140	V140	AJ33	AJ33	AJ33
Fitted to	Armstrong Siddeley	Standard	Standard	Standard	Jowett	Jowett	Jowett
Angle of wipe	120°	120°	120°	120°	130°	130°	130°
(1) Motor (for details see pages T25-T28)	*75055K	*75074H	*75074H	*75074J	75053J	*75055K	*75055L
(2) Wheelbox or clutch housing, with switch (for details see pages T29-T33)	—	—	—	—	—	—	—
(3) Wheelbox or clutch housing, less switch (for details see pages T29-T33)	72548	72548	72590	72590	72592	72590	72590
(4) Control box (for details see page T30)	72547	—	—	—	—	—	—
(5) Rack assembly (see page T34)	736177	736307	736307	736307	736177	736177	736177
(6) cut to	31 ¹¹ / ₁₆ "	—	—	—	27 ⁹ / ₁₆ "	27 ⁹ / ₁₆ "	27 ⁹ / ₁₆ "
(7) Inner cable rack	736024	—	—	—	—	—	—
(8) Casing, outer, motor to wheelbox	736357	739907	739907	739907	739844	739844	739844
(9) Casing, outer, 4", nearside wheelbox	740032	—	—	—	—	—	—
(10) Casing, outer, less ferrules, 3", offside wheelbox	740031	740031	740031	740031	740031	740031	740031
(11) Casing, outer, wheelbox to wheelbox	—	739979	739979	739979	739937	739937	739937
(12) Casing, outer, wheelbox to control box, offside	738009	—	—	—	—	—	—
(13) Casing, outer, wheelbox to control box, nearside	738009	—	—	—	—	—	—
(14) Guide tube, offside wheelbox	735895	—	—	—	—	—	—
(15) Grommet, wheelbox or clutch housing (see page T34)	735824	734181	734181	734181	735349	735349	735349
(16) Sundry parts, set	741596	741596	741596	741596	741596	741596	741596

Despatch No.	072603B	072603J	072603K	072607	072608H	072608J	072610M
Model	CR2	CR2	CR2	CW1	CR4	CR4	CR2
Type	KY1	KY1	KY1	AJ34	CC15	CC15	T80
Fitted to	Daimler	Daimler	Daimler	Jowett	Lagonda	Lagonda	Humber
Angle of wipe	120°	120°	120°	100°	160°	160°	130°
(1) Motor (for details see pages T25-T28)	*75074H	*75074H	*75074J	75073A	*75062J	*75062K	*75055K
(2) Wheelbox or clutch housing, with switch (for details see pages T29-T33)	72601	72567	72567	—	—	—	72597
(3) Wheelbox or clutch housing, less switch (for details see pages T29-T33)	72568	72568	72568	—	72548	72548	72596
(4) Coupling bar (see page T4)	—	—	—	727293	—	—	—
(5) Bearing, passenger side (see page T4)	—	—	—	731721	—	—	—
(6) Rack assembly (see page T34)	738499	738499	738499	—	738223	738223	736307
(7) cut to	52 ⁷ / ₈ "	52 ⁷ / ₈ "	52 ⁷ / ₈ "	—	55 ⁹ / ₁₆ "	55 ⁹ / ₁₆ "	—
(8) Casing, outer, motor to wheelbox	739832	739832	739832	—	739858	739858	739868
(9) Casing, outer, less ferrules, 3", offside wheelbox	740031	740031	740031	—	740031	740031	740031
(10) Casing, outer, wheelbox to wheelbox	738009	738009	738009	—	739956	739956	739941
(11) Grommet, wheelbox or clutch housing (see page T34)	729423	729423	729423	—	729423	729423	734181
(12) Sundry parts, set	741596	741596	741596	733439	741596	741596	741596

* See Supersession Chart

WINDSHIELD WIPERS (Complete Assemblies)



DETAILED SPARE PARTS

072569V CR1 BN172 Austin 95°	072570M CR4 WG2 Bristol 150°	072570N CR4 WG2 Bristol 150°	072573M CR1 DC99 Commer 120°	072573N CR1 DC99 Commer 120°	072574K CR4 YH2 Healey 160°	072574L CR4 YH2 Healey 160°	072575K CR4 YH1 Healey 160°	072575L CR4 YH1 Healey 160°	072576L CR2 AA74 Wolseley 120°	072576M CR2 AA74 Wolseley 120°	
75088M	*75068K	*75068L	75053J	75053K	*75062J	*75062K	*75062J	*75062K	*75074H	*75074J	(1)
—	—	—	—	—	—	—	—	—	72583	72583	(2)
72548	72560	72560	72590	72590	72548	72548	72548	72548	72584	72584	(3)
72606	—	—	72591	72591	—	—	—	—	—	—	(4)
—	—	—	—	—	—	—	—	—	—	—	(5)
—	—	—	—	—	—	—	—	—	—	—	(6)
738987	738499	738499	736364	736364	736177	736177	736307	736307	736177	736177	(7)
17 ³ / ₁₆ "	47 ⁵ / ₁₆ "	47 ⁵ / ₁₆ "	—	—	34 ¹³ / ₁₆ "	34 ¹³ / ₁₆ "	—	—	22 ¹¹ / ₁₆ "	22 ¹¹ / ₁₆ "	(8)
736024	—	—	736024	736024	—	—	—	—	—	—	(9)
739855	739832	739832	739832	739832	739870	739870	739855	739855	739833	739833	(10)
740032	—	—	740032	740032	—	—	—	—	—	—	(11)
740031	740031	740031	740031	740031	740031	740031	740031	740031	740031	740031	(12)
—	739971	739971	—	—	739937	739937	739971	739971	739937	739937	(13)
739933	—	—	739937	739937	—	—	—	—	—	—	(14)
739937	—	—	739937	739937	—	—	—	—	—	—	(15)
735895	—	—	735895	735895	—	—	—	—	—	—	(16)
—	734458	734458	734458	734458	729423	729423	733695	733695	735349	735349	(17)
741596	741596	741596	741596	741596	741596	741596	741596	741596	741596	741596	(18)

072595L CR4 G83 Rover 130°	072595M CR4 G83 Rover 130°	072596A/B CR1 XW2 Allard 120°	072597U CR1 PD1 Austin 120°	072597V CR1 PD1 Austin 95°	072597W CR1 PD1 Austin 120°	072598 CW1 BN178 Austin 130°	072599N CR1 D8 A.C. 120°	072599Q CR1 D8 A.C. 120°	072603 CR2 KY1 Daimler 130°	072603A CR2 KY1 Daimler 120°	
*75055K	*75055L	*75055K	*75055K	75088L	*75055L	*75070A	*75055K	*75055L	75053J	*75074H	(1)
—	—	—	—	—	—	—	—	—	72567	72567	(2)
72592	72592	72592	72548	72548	72548	—	72590	72590	72568	72568	(3)
—	—	72547	72606	72606	72606	—	72593	72593	—	—	(4)
736307	736307	738499	738987	738987	738987	—	736177	736177	738499	738499	(5)
40 ⁵ / ₁₆ "	40 ⁵ / ₁₆ "	51 ¹ / ₂ "	20 ¹³ / ₁₆ "	20 ¹³ / ₁₆ "	20 ¹³ / ₁₆ "	—	27 ³ / ₈ "	27 ³ / ₈ "	52 ¹ / ₈ "	52 ¹ / ₈ "	(6)
—	—	736024	736024	736024	736024	—	736024	736024	—	—	(7)
739870	739870	739907	739870	739870	739870	—	739832	739832	739832	739832	(8)
—	—	740032	740032	740032	740032	—	740032	740032	—	—	(9)
740031	740031	740031	740031	740031	740031	—	740031	740031	740031	740031	(10)
739932	739932	—	—	—	—	—	—	—	738009	738009	(11)
—	—	740246	739937	739937	739937	—	739933	739933	—	—	(12)
—	—	740246	739937	739937	739937	—	739933	739933	—	—	(13)
—	—	735895	735895	735895	735895	—	735895	735895	—	—	(14)
733874	733874	734458	—	—	—	—	729423	729423	729423	729423	(15)
741596	741596	741596	741596	741596	741596	733439	741596	741596	741596	741596	(16)

072610N CR2 T80 Humber 130°	072611 CWX TM1 Lloyd 130°	072615 CW1 KW6 Renault 100°	072616J CR4 BN176 Austin 140°	072616K CR4 BN176 Austin 140°	072621Q CR4 A167 Morris 95°	072621R CR4 A167 Morris 95°	072623A CR2 N12 Rolls-Royce 120°	072623N CR2 N12 Rolls-Royce 120°	072623T CR2 N12 Rolls-Royce 120°	072624J CR4 XW3 Allard 160°	
*75055L	*75121A	*75077A	*75064J	*75064K	75084K	75084L	75075J	*75087L	*75087M	*75063K	(1)
72597	—	—	—	—	—	—	72627	72627	72627	—	(2)
72596	—	—	72548	72548	72590	72590	72598	72598	72598	72598	(3)
—	—	—	—	—	—	—	—	—	—	—	(4)
—	731721	731721	—	—	—	—	—	—	—	—	(5)
736307	—	—	738764	738764	736307	736307	738223	738223	738223	738499	(6)
—	—	—	31 ¹³ / ₁₆ "	31 ¹³ / ₁₆ "	39 ¹³ / ₁₆ "	39 ¹³ / ₁₆ "	—	—	—	47 ¹³ / ₁₆ "	(7)
739868	—	—	739855	739855	740482	740482	738221	738221	738221	739907	(8)
740031	—	—	740031	740031	740031	740031	740031	740031	740031	740031	(9)
739941	—	—	739953	739953	739972	739972	739979	739979	739979	739956	(10)
734181	—	—	—	—	—	—	—	—	—	734458	(11)
741596	733439	733439	741596	741596	741596	741596	741596	741596	741596	741596	(12)

* See Supersession Chart

continued



WINDSHIELD WIPERS (Complete Assemblies)

DETAILED SPARE PARTS

Despatch No.	072624K	072625H	072625J	072626H	072626J	072628J	072628K
Model	CR4	CR4	CR4	CR4	CR4	CR4	CR4
Type	XW3	BN195	BN195	BN196	BN196	C43	C43
Fitted to	Allard	Austin	Austin	Austin	Austin	Armstrong Siddeley	Armstrong Siddeley
Angle of wipe	160°	140°	140°	140°	140°	160°	160°
(1) Motor (for details see pages T25-T28)	*75063L	*75064J	*75064K	*75064J	*75064K	*75063K	*75063L
(2) Wheelbox or clutch housing, with switch (for details see pages T29-T33)	—	—	—	—	—	—	—
(3) Wheelbox or clutch housing, less switch (for details see pages T29-T33)	72592	72548	72548	72548	72548	72548	72548
(4) Control box (for details see page T30)	—	—	—	—	—	—	—
(5) Rack assembly (see page T34)	738499	738987	738987	738764	738764	736177	736177
(6) cut to	47 ¹¹ / ₁₆ "	19 ¹ / ₁₆ "	19 ¹ / ₁₆ "	31 ¹¹ / ₁₆ "	31 ¹¹ / ₁₆ "	34 ¹¹ / ₁₆ "	34 ¹¹ / ₁₆ "
(7) Inner cable rack	—	—	—	—	—	—	—
(8) Casing, outer, motor to wheelbox	739907	739855	739855	739907	739907	739907	739907
(9) Casing, outer, 4", nearside wheelbox	—	—	—	—	—	—	—
(10) Casing, outer, less ferrules, 3", offside wheelbox	740031	740031	740031	740031	740031	740031	740031
(11) Casing, outer, wheelbox to wheelbox	739956	—	—	—	—	739956	739956
(12) Casing, outer, wheelbox to control box, offside	—	—	—	—	—	—	—
(13) Casing, outer, wheelbox to control box, nearside	—	—	—	—	—	—	—
(14) Guide tube, offside wheelbox	—	—	—	—	—	—	—
(15) Grommet, wheelbox or clutch housing (see page T34)	734458	—	—	—	—	735824	735824
(16) Grommet, control box (see page T34)	—	—	—	—	—	—	—
(17) Sundry parts, set	741596	741596	741596	741596	741596	741596	741596

Despatch No.	072635	072636L	072636M	072637E	072637F	072639	072639A
Model	CW1	CR4	CR4	CR4	CR4	CR4	CR4
Type	FA70	A169	A169	T84	T84	BP86	BP86
Fitted to	Morris Comm.	Morris	Morris	Humber	Humber	Singer	Singer
Angle of wipe	100°	105°	105°	130°	130°	160°	150°
(1) Motor (for details see pages T25-T28)	75089B	75088L	75088M	75053J	75053K	*75062J	*75092B
(2) Wheelbox or clutch housing, with switch (for details see pages T29-T33)	—	—	—	—	—	—	—
(3) Wheelbox or clutch housing, less switch (for details see pages T29-T33)	—	72590	72590	72548	72548	72592	72592
(4) Rack assembly (see page T34)	—	738006	738006	738499	738499	738499	738499
(5) cut to	—	—	—	50 ¹ / ₁₆ "	50 ¹ / ₁₆ "	51 ¹ / ₈ "	51 ¹ / ₈ "
(6) Casing, outer, motor to wheelbox	—	740482	740482	739858	739858	739907	739907
(7) Casing, outer, less ferrules, 3", offside wheelbox	—	740031	740031	740031	740031	740031	740031
(8) Casing, outer, wheelbox to wheelbox	—	739973	739973	739957	739957	739960	739960
(9) Grommet, wheelbox or clutch housing (see page T34)	—	—	—	735824	735824	734181	734181
(10) Sundry parts, set	733439	741596	741596	741596	741596	741596	741596

Despatch No.	072651J	072651K	072652A	072652J	072652K	072653F	072653K
Model	CR4	CR4	CR5	CR5	CR5	CR2	CR2
Type	GC46	GC46	BS57	BS57	BS57	N15	N15
Fitted to	Jaguar	Jaguar	Daimler	Daimler	Daimler	Bentley	Bentley
Angle of wipe	95°	95°	130°	130°	130°	120°	120°
(1) Motor (for details see pages T25-T28)	75084K	75084L	*75055K	*75055K	*75055L	*75087L	*75087M
(2) Wheelbox or clutch housing, with switch (for details see pages T29-T33)	—	—	—	—	—	72627	72627
(3) Wheelbox or clutch housing, less switch (for details see pages T29-T33)	72590	72590	72548	72614	72614	72598	72598
(4) Rack assembly (see page T34)	738987	738987	738987	738987	738987	738499	738499
(5) cut to	—	—	15 ¹¹ / ₁₆ "	15 ¹¹ / ₁₆ "	15 ¹¹ / ₁₆ "	—	—
(6) Casing, outer, motor to wheelbox	739833	739833	739855	739855	739855	739907	739907
(7) Casing, outer, less ferrules, 3", offside wheelbox	740031	740031	740031	740031	740031	740031	740031
(8) Casing, outer, wheelbox to wheelbox	739933	739933	—	—	—	738979	739979
(9) Grommet, wheelbox or clutch housing (see page T34)	734458	734458	—	—	—	—	—
(10) Sundry parts, set	741596	741596	741596	741596	741596	741596	741596

* See Supersession Chart

WINDSHIELD WIPERS (Complete Assemblies)



DETAILED SPARE PARTS

072629H CR4 S88 Hillman 130°	072629J CR4 S88 Hillman 130°	072630M CR4 A169 Morris 105°	072631D CR6 JH6 Austin 130°	072631J CR6 JH6 Austin 130°	072631K CR6 JH6 Austin 130°	072632D CR6 JH7 Austin 130°	072632J CR6 JH7 Austin 130°	072632K CR6 JH7 Austin 130°	072634J CR4 BN189 Austin 140°	072634K CR4 BN189 Austin 140°
75053J	75053K	75088L	75053J	75053J	75053K	75053J	75053J	75053K	*75064J	*75064K (1)
—	—	—	†72603	†72603	†72603	†72603	†72603	†72603	—	— (2)
72548	72548	72590	72592	72560	72560	72592	72560	72560	72548	72548 (3)
—	—	—	72602	72602	72602	72602	72602	72602	—	— (4)
736307	736307	738006	736364	736364	736364	738764	738764	738764	736307	736307 (5)
42 11/16"	42 11/16"	—	22 11/16"	22 11/16"	22 11/16"	30 1/16"	29 11/16"	29 11/16"	41 11/16"	41 11/16" (6)
—	—	—	736024	736024	736024	736024	736024	736024	—	— (7)
739832	739832	740482	739844	739844	739844	739870	739870	739870	739832	739832 (8)
—	—	—	740032	740032	740032	740032	740032	740032	—	— (9)
740031	740031	740031	740031	740031	740031	740031	740031	740031	740031	740031 (10)
739957	739957	—	—	—	—	—	—	—	739959	739959 (11)
—	—	—	738009	738679	738679	738009	738679	738679	—	— (12)
—	—	—	738009	738680	738680	738009	738680	738680	—	— (13)
—	—	—	735895	735895	735895	735895	735895	735895	—	— (14)
735349	735349	—	729423	729423	729423	729423	729423	729423	—	— (15)
—	—	—	733695	733695	733695	733695	733695	733695	—	— (16)
741596	741596	741596	741596	741596	741596	741596	741596	741596	741596	741596 (17)

072639F CR4 BP86 Singer 140°	072639H CR4 BP86 Singer 140°	072640L CR2 CH31 Riley 120°	072640M CR2 CH31 Riley 120°	072643F CR4 GC44 Jaguar 160°	072643H CR4 GC44 Jaguar 160°	072645H CR2 CJ30 Citroen 130°	072649B CR4 WG3 Bristol 105°	072650D CR4 AE7 Lea Francis 160°	072650E CR4 AE7 Lea Francis 160°	072651H CR4 GC46 Jaguar 105°
*75064J	*75064K	75075J	75075K	*75063K	*75063L	*75055K	75088L	*75063K	*75063L	75088L (1)
—	—	72605	72605	—	—	72608	—	—	—	— (2)
72592	72592	72604	72604	72548	72548	72607	72560	72548	72548	72590 (3)
738499	738499	738223	738223	736307	736307	736177	738499	736307	736307	738987 (4)
51 1/2"	51 1/2"	56 5/16"	56 5/16"	44 11/16"	44 11/16"	34 11/16"	47 5/16"	44 11/16"	44 11/16"	— (5)
739907	739907	739858	739858	739832	739832	739870	739899	739868	739868	739833 (6)
740031	740031	740031	740031	740031	740031	740031	740031	740031	740031	740031 (7)
739960	739960	739942	739942	739932	739932	739943	739947	739960	739960	739933 (8)
734181	734181	734652	734652	734181	734181	733874	—	735824	735824	734458 (9)
741596	741596	741596	741596	741596	741596	741596	741596	741596	741596	741596 (10)

072655A CR5 BS57 Daimler 130°	072655J CR5 BS57 Daimler 130°	072655K CR5 BS57 Daimler 130°	072661D CR2 XW2-6 Allard 160°	072661E CR2 XW2-6 Allard 130°	072661F CR2 XW2-6 Allard 130°	072663F CR4 G96 Rover 140°	072663H CR4 G96 Rover 140°	072664D CR2 BS59 Daimler 120°	072664E CR2 BS59 Daimler 120°	*072665D CR4 G97 Rover 140°
*75055K	*75055K	*75055L	75063K	*75055K	*75055L	*75067K	*75067L	75075J	75075K	75067K (1)
—	—	—	72567	72567	72567	—	—	72612	72612	— (2)
72548	72614	72614	72568	72568	72568	72592	72592	72613	72613	72560 (3)
738987	738987	738987	736177	736177	736177	738764	738764	738499	738499	736307 (4)
15 11/16"	15 11/16"	15 11/16"	34 3/8"	34 3/8"	34 3/8"	—	—	50 3/8"	50 3/8"	41 1/16" (5)
739855	739855	739855	739907	739907	739907	739833	739833	739907	739907	739870 (6)
740031	740031	740031	740031	740031	740031	740031	740031	740031	740031	740031 (7)
—	—	—	739956	739956	739956	739962	739962	739944	739944	739935 (8)
—	—	—	734458	734458	734458	729423	729423	729423	729423	— (9)
741596	741596	741596	741596	741596	741596	741596	741596	741596	741596	741596 (10)

* See Supersession Chart

† Wheelbox, with knob (less switch)



WINDSHIELD WIPERS (Complete Assemblies)

DETAILED SPARE PARTS

Despatch No.	072665M	072665N	072666D	072666E	072667D	072667E	072672F
Model	CR4	CR4	CR4	CR4	CR4	CR4	CR2
Type	G97	G97	YH7	YH7	YW3-6	YW3-6	N20
Fitted to	Rover	Rover	Healey	Healey	Aston Martin	Aston Martin	Bentley
Angle of wipe	120°	120°	140°	140°	160°	160°	120°
(1) Motor (for details see pages T25-T28)	75075J	75075K	*75064J	*75064K	*75062J	*75062K	*75087L
(2) Wheelbox or clutch housing, with switch (for details see pages T29-T33)	—	—	—	—	—	—	72627
(3) Wheelbox or clutch housing, less switch (for details see pages T29-T33)	72560	72560	72548	72548	72548	72548	72598
(4) Coupling bar (see page T4)	—	—	—	—	—	—	—
(5) Bearing, passenger side (see page T4)	—	—	—	—	—	—	—
(6) Rack assembly (see page T34)	736307	736307	736177	736177	736307	736307	738499
(7) cut to	41 ¹ / ₁₆ "	41 ¹ / ₁₆ "	—	—	—	—	—
(8) Casing, outer, motor to wheelbox	739870	739870	739870	739870	739870	739870	739907
(9) Casing, outer, less ferrules, 3", offside wheelbox	740031	740031	740031	740031	740031	740031	740031
(10) Casing, outer, wheelbox to wheelbox	739935	739935	739960	739960	739963	739963	739979
(11) Grommet, wheelbox or clutch housing (see page T34)	—	—	729423	729423	729423	729423	—
(12) Sundry parts, set	741596	741596	741596	741596	741596	741596	741596

Despatch No.	072683F	072684E	072684J	072685D	072685E	072685H	072687B
Model	CR2	CR2	CR2	CR4	CR4	CR4	CR2
Type	MX/N	N21	N21	WG3-1	WG3-1	WG3-1	BS60
Fitted to	Rolls-Royce	Rolls-Royce	Rolls-Royce	Bristol	Bristol	Bristol	Daimler
Angle of wipe	120°	120°	120°	95°	95°	95°	120°
(1) Motor (for details see pages T25-T28)	*75087M	*75087L	*75087M	75084K	75084L	75084L	75075J
(2) Wheelbox or clutch housing, with switch (for details see pages T29-T33)	72627	72627	72627	—	—	—	72567
(3) Wheelbox or clutch housing, less switch (for details see pages T29-T33)	72598	72598	72598	72560	72560	72560	72568
(4) Control box (for details see page T30)	—	—	—	—	—	—	—
(5) Rack assembly (see page T34)	738223	738223	738223	738499	738499	738764	736177
(6) cut to	55 ¹ / ₁₆ "	58 ⁵ / ₁₆ "	58 ⁵ / ₁₆ "	47 ¹ / ₁₆ "	47 ¹ / ₁₆ "	—	—
(7) Inner cable rack	—	—	—	—	—	—	—
(8) Casing, outer, motor to wheelbox	739907	739907	739907	739858	739858	739870	739870
(9) Casing, outer, 4", nearside wheelbox	—	—	—	—	—	—	—
(10) Casing, outer, less ferrules, 3", offside wheelbox	740031	740031	740031	740031	740031	740031	740031
(11) Casing, outer, wheelbox to wheelbox	738979	739980	739980	739931	739931	739937	739944
(12) Casing, outer, wheelbox to control box, offside	—	—	—	—	—	—	—
(13) Casing, outer, wheelbox to control box, nearside	—	—	—	—	—	—	—
(14) Guide tube, offside wheelbox	—	—	—	—	—	—	—
(15) Grommet, wheelbox or clutch housing (see page T34)	—	—	—	734458	734458	734458	734652
(16) Sundry parts, set	741596	741596	741596	741596	741596	741596	741596

Despatch No.	072700D	072705B	072705D	072707B	072707D	072708A	072708B
Model	CR4	CR4	CR4	CR4	CR4	CR4	CR4
Type	GC48	OM13	OM13	BU41	BU41	DC113	DC113
Fitted to	Jaguar	Jensen	Jensen	Alvis	Alvis	Karrier	Karrier
Angle of wipe	95°	130°	130°	130°	130°	120°	120°
(1) Motor (for details see pages T25-T28)	75084L	*75055K	*75055L	*75055K	*75055L	*75074H	*75074J
(2) Wheelbox or clutch housing, less switch (for details see pages T29-T33)	72590	72548	72548	72560	72560	72560	72560
(3) Coupling bar (see page T4)	—	—	—	—	—	—	—
(4) Bearing, passenger side (see page T4)	—	—	—	—	—	—	—
(5) Rack assembly (see page T34)	736177	738499	738499	736307	736307	736307	736307
(6) cut to	36 ¹ / ₁₆ "	47 ⁵ / ₁₆ "	47 ⁵ / ₁₆ "	40 ⁵ / ₁₆ "	40 ⁵ / ₁₆ "	41 ¹ / ₁₆ "	41 ¹ / ₁₆ "
(7) Casing, outer, motor to wheelbox	739870	739832	739832	739868	739868	739833	739833
(8) Casing, outer, less ferrules, 3", offside wheelbox	740031	740031	740031	740031	740031	740031	740031
(9) Casing, outer, wheelbox to wheelbox	739933	739960	739960	739966	739966	739965	739965
(10) Grommet, wheelbox or clutch housing (see page T34)	734458	733695	733695	729423	729423	729423	729423
(11) Sundry parts, set	741596	741596	741596	741596	741596	741596	741596

* See Supersession Chart

WINDSHIELD WIPERS (Complete Assemblies)



DETAILED SPARE PARTS

072672K CR2 N20 Bentley 120°	072673J CR4 CH28 Riley 120°	072673K CR4 CH28 Riley 120°	072675E CR4 GC45 Jaguar 130°	072675F CR4 GC45 Jaguar 130°	072676J CR5 V154 Standard 140°	072676K CR5 V154 Standard 140°	072678D CR4 V155 Standard 140°	072678E CR4 V155 Standard 140°	072682 CW1 D10 A.C. 150°	072683B CR2 MX/N Rolls-Royce 120°
*75087M	75075J	75075K	*75055K	*75055L	*75064J	*75064K	*75064J	*75064K	*75127A	*75087L (1)
72627	—	—	—	—	—	—	—	—	—	72627 (2)
72598	72592	72592	72548	72548	72616	72616	72592	72592	—	72598 (3)
—	—	—	—	—	—	—	—	—	732963	— (4)
—	—	—	—	—	—	—	—	—	731721	— (5)
738499	736307	736307	736307	736307	736177	736177	736307	736307	—	738223 (6)
—	44 ¹ / ₁₆ "	44 ¹ / ₁₆ "	44 ¹ / ₁₆ "	44 ¹ / ₁₆ "	36 ¹ / ₁₆ "	36 ¹ / ₁₆ "	42 ⁹ / ₁₆ "	42 ⁹ / ₁₆ "	—	55 ¹ / ₁₆ " (7)
739907	739868	739868	739832	739832	739870	739870	739870	739870	—	739907 (8)
740031	740031	740031	740031	740031	740031	740031	740031	740031	—	740031 (9)
739979	739956	739956	739932	739932	739978	739978	739956	739956	—	738979 (10)
—	734458	734458	734181	734181	—	—	729313	729313	—	— (11)
741596	741596	741596	741596	741596	741596	741596	741596	741596	733439	741596 (12)

072687D CR2 BS60 Daimler 120°	072688E CR4 YH8 Healey 95°	072688F CR4 YH8 Healey 95°	072691B CR2 CJ31 Citroen 130°	072691D CR2 CJ31 Citroen 130°	072693D CR1 D11 A.C. 120°	072693E CR1 D11 A.C. 120°	072699 CR4 D12 A.C. 130°	072699A CR4 D12 A.C. 120°	072699B CR4 D12 A.C. 120°	072700B CR4 GC48 Jaguar 95°
75075K	75084K	75084L	*75055K	*75055L	*75055K	*75055L	*75055K	75075J	75075K	75084K (1)
72567	—	—	72567	72567	—	—	—	—	—	— (2)
72568	72590	72590	72568	72568	72590	72590	72590	72590	72590	72590 (3)
—	—	—	—	—	72593	72593	—	—	—	— (4)
736177	736364	736364	736177	736177	736364	736364	736307	736307	736307	736177 (5)
—	—	—	34 ¹ / ₁₆ "	34 ¹ / ₁₆ "	27 ³ / ₈ "	27 ³ / ₈ "	44 ¹ / ₁₆ "	44 ¹ / ₁₆ "	44 ¹ / ₁₆ "	36 ¹ / ₁₆ " (6)
—	—	—	—	—	736024	736024	—	—	—	— (7)
739870	739832	739832	739870	739870	739832	739832	739868	739868	739868	739870 (8)
—	—	—	—	—	740032	740032	—	—	—	— (9)
740031	740031	740031	740031	740031	740031	740031	740031	740031	740031	740031 (10)
739944	—	—	739943	739943	—	—	739934	739934	739934	739933 (11)
—	—	—	—	—	739933	739933	—	—	—	— (12)
—	—	—	—	—	739933	739933	—	—	—	— (13)
—	—	—	—	—	735895	735895	—	—	—	— (14)
734652	—	—	733874	733874	—	—	729423	729423	729423	734458 (15)
741596	741596	741596	741596	741596	741596	741596	741596	741596	741596	741596 (16)

072711 CW1 AJ34 Jowett 100°	072712 CWX LI Commer 130°	072713A CR5 FA78 Morris Comm. 105°	072713B CR5 FA78 Morris Comm. 105°	072714A CR5 FA79 Morris Comm. 105°	072714B CR5 FA79 Morris Comm. 105°	072723B CR4 AJ38 Jowett 120°	072723D CR4 AJ38 Jowett 120°	072723E CR4 AJ38 Jowett 105°	072725A CR4 PD Austin 140°	072725B CR4 PD Austin 140°
75129A	*75120A	75100B	75100D	75100B	75100D	75075J	75075K	75088M	*75064J	*75067K (1)
—	—	72624	72624	72624	72624	72590	72590	72590	72548	72548 (2)
732907	—	—	—	—	—	—	—	—	—	— (3)
731721	—	—	—	—	—	—	—	—	—	— (4)
—	—	738987	738987	738499	738499	736307	736307	736307	738499	738499 (5)
—	—	—	—	—	—	44 ¹ / ₁₆ "	44 ¹ / ₁₆ "	44 ¹ / ₁₆ "	47 ¹ / ₁₆ "	47 ¹ / ₁₆ " (6)
—	—	739870	739870	739870	739870	739832	739832	739832	739870	739870 (7)
—	—	740031	740031	740031	740031	740031	740031	740031	740031	740031 (8)
—	—	—	—	—	—	739967	739967	739967	739968	739968 (9)
—	—	—	—	—	—	—	—	—	—	— (10)
733439	733439	741596	741596	741596	741596	741596	741596	741596	741596	741596 (11)

* See Supersession Chart



WINDSHIELD WIPERS (Complete Assemblies)

DETAILED SPARE PARTS

Despatch No.	072725D	072727	072728A	072728B	072733A	072733B	072734A
Model	CR4	CW1	CR4	CR4	CR5	CR5	CR4
Type	PD	AD18	AD17	AD17	GC49	GC49	FJ7
Fitted to	Austin	Morgan	Morgan	Morgan	Jaguar	Jaguar	Aston Martin
Angle of wipe	140°	150°	120°	120°	105°	105°	160°
(1) Motor (for details see pages T25-T28)	*75067L	*733147	*75074H	*75074J	75088L	75088M	*75063K
(2) Wheelbox or clutch housing, less switch (for details see pages T29-T33)	72548	—	72548	72548	72625	72625	72548
(3) Coupling bar, (see page T4)	—	732968	—	—	—	—	—
(4) Bearing, passenger side (see page T4)	—	731721	—	—	—	—	—
(5) Rack assembly (see page T34)	738499	—	736177	736177	738223	738223	738499
(6) cut to	47 ¹¹ / ₁₆ "	—	34 ¹¹ / ₁₆ "	34 ¹¹ / ₁₆ "	54 ⁹ / ₁₆ "	54 ⁹ / ₁₆ "	51 ¹ / ₂ "
(7) Casing, outer, motor to wheelbox	739870	—	739855	739855	739858	739858	739832
(8) Casing, outer, less ferrules, 3", offside wheelbox	740031	—	740031	740031	740031	740031	740031
(9) Casing, outer, wheelbox to wheelbox	739968	—	739956	739956	739975	739975	739962
(10) Grommet, wheelbox or clutch housing (see page T34)	—	—	729313	729313	—	—	729423
(11) Sundry parts, set	741596	733439	741596	741596	741596	741596	741596

Despatch No.	072746B	072748	072754	072755	072756	072759	072762A
Model	CR2	CRT14	CRT15	CRT14	CRT14	CW1	CRT14
Type	N28	A167	V154	V140	V155	BP73	AE12
Fitted to	Bentley	Morris	Triumph	Standard	Standard	Singer	Lea Francis
Angle of wipe	120°	95°	140°	105°	140°	150°	160°
(1) Motor (for details see pages T25-T28)	*75087M	75143A	75145A	75146A	75145A	*733147	75148A
(2) Wheelbox or clutch housing, with switch (for details see pages T29-T33)	72627	—	—	—	—	—	—
(3) Wheelbox or clutch housing, less switch (for details see pages T29-T33)	72598	72590	72616	72590	72592	—	72548
(4) Coupling bar (see page T4)	—	—	—	—	—	732693	—
(5) Bearing, passenger side (see page T4)	—	—	—	—	—	731721	—
(6) Rack assembly (see page T34)	738223	736307	736177	736307	736307	—	738499
(7) cut to	58 ⁵ / ₁₆ "	39 ¹¹ / ₁₆ "	36 ¹¹ / ₁₆ "	—	42 ⁹ / ₁₆ "	—	49 ⁹ / ₁₆ "
(8) Casing, outer, motor to wheelbox	739907	740482	739870	739907	739870	—	739907
(9) Casing, outer, less ferrules, 3", offside wheelbox	740031	740031	740031	740031	740031	—	740031
(10) Casing, outer, wheelbox to wheelbox	739980	739972	739978	739930	739956	—	739960
(11) Grommet, wheelbox or clutch housing (see page T34)	—	—	—	734181	729313	—	733874
(12) Sundry parts, set	741596	741596	741596	741596	741596	733439	741596

Despatch No.	072772	072773	072774	072776	072777	072778	072779
Model	CRT14	CRT14	CRT12	CRT14	CRT14	CRT14	CRT14
Type	OM13	A169	XW2	D12	BN208	BN207	BN206
Fitted to	Jensen	Morris	Allard	A.C.	Austin	Austin	Austin
Angle of wipe	130°	105°	130°	120°	130°	130°	140°
(1) Motor (for details see pages T25-T28)	75152A	75151A	75152A	75153A	75150A	75150A	75145A
(2) Wheelbox or clutch housing, with switch (for details see pages T29-T33)	—	—	72567	—	—	—	—
(3) Wheelbox or clutch housing, less switch (for details see pages T29-T33)	72548	72590	72568	72590	72592	72592	72548
(4) Control box (for details see page T30)	—	—	—	—	—	—	—
(5) Rack assembly (see page T34)	738499	738764	738499	736307	736177	738764	736307
(6) cut to	47 ¹¹ / ₁₆ "	31 ¹¹ / ₁₆ "	47 ¹¹ / ₁₆ "	44 ¹¹ / ₁₆ "	37 ¹¹ / ₁₆ "	32 ⁵ / ₈ "	44 ¹¹ / ₁₆ "
(7) Inner cable rack	—	—	—	—	—	—	—
(8) Casing, outer, motor to wheelbox	739832	740482	739907	739868	739879	739879	739832
(9) Casing, outer, 4", nearside wheelbox	—	—	—	—	—	—	—
(10) Casing, outer, less ferrules, 3", offside wheelbox	740031	740031	740031	740031	740031	740031	740031
(11) Casing, outer, wheelbox to wheelbox	739979	739973	739956	739934	739969	739970	739958
(12) Casing, outer, wheelbox to control box, offside	—	—	—	—	—	—	—
(13) Casing, outer, wheelbox to control box, nearside	—	—	—	—	—	—	—
(14) Guide tube, offside wheelbox	—	—	—	—	—	—	—
(15) End tube, wheelbox	—	—	—	—	—	—	—
(16) Grommet, wheelbox or clutch housing (see page T34)	733695	—	734458	729423	—	—	—
(17) Sundry parts, set	741596	741596	741596	741596	741596	741596	741596

* See Supersession Chart

WINDSHIELD WIPERS (Complete Assemblies)



DETAILED SPARE PARTS

	072734B CR4 FJ7 Aston Martin 160°	072735A CR4 MS3 A.F.N. 95°	072735B CR4 MS3 A.F.N. 95°	072737A CR4 BN208 Austin 130°	072737B CR4 BN208 Austin 130°	072738A CR4 YH9 Healey 140°	072738B CR4 YH9 Healey 140°	072740A CR4 C51 Armstrong Siddeley 160°	072740B CR4 C51 Armstrong Siddeley 160°	072741D CR4 BN206 Austin 140°	072742D CR4 AE7 Lea Francis 160°
	*75063L	75084K	75084L	75053J	75053K	*75067K	*75067L	*75063K	*75063L	*75064K	*75063L (1)
	72548	72548	72548	72592	72592	72548	72548	72548	72548	72548	72548 (2)
	—	—	—	—	—	—	—	—	—	—	— (3)
	—	—	—	—	—	—	—	—	—	—	— (4)
	738499	736177	736177	736177	736177	738499	738499	736307	736307	736307	738499 (5)
	51 ⁵ / ₁₆ "	37 ⁵ / ₁₆ "	37 ⁵ / ₁₆ "	37 ⁵ / ₁₆ "	37 ⁵ / ₁₆ "	48 ¹¹ / ₁₆ "	48 ¹¹ / ₁₆ "	45 ⁹ / ₁₆ "	45 ⁹ / ₁₆ "	44 ¹ / ₁₆ "	49 ⁵ / ₁₆ " (6)
	739832	739870	739870	739879	739879	739907	739907	739868	739868	739832	739855 (7)
	740031	740031	740031	740031	740031	740031	740031	740031	740031	740031	740031 (8)
	739962	739932	739932	739969	739969	739961	739961	739960	739960	739958	739960 (9)
	729423	734458	734458	—	—	729423	729423	735824	735824	—	733874 (10)
	741596	741596	741596	741596	741596	741596	741596	741596	741596	741596	741596 (11)

	072762D CRT14 AE12 Lea Francis 140°	072763 CRT15 YH Healey 140°	072765 CR4 GC51 Jaguar 95°	072766 CRT14 WG3/1 Bristol 95°	072766A CRT14 WG3/1 Bristol 95°	072767 CRT14 XW3 Allard 160°	072768 CRT14 S88 Hillman 130°	072768A CRT14 S88 Hillman 130°	072769 CRT14 T84 Humber 130°	072770 CRT14 BQ27 Sunbeam- Talbot 130°	072771 CRT12 T80 Humber 130°
	75158A	75149A	75084L	75143A	75143A	75148A	75150A	75150A	75150A	75152A	75152A (1)
	—	—	—	—	—	—	—	—	—	—	72597 (2)
	72548	72629	72630	72560	72560	72592	72548	72548	72548	72548	72596 (3)
	—	—	—	—	—	—	—	—	—	—	— (4)
	—	—	—	—	—	—	—	—	—	—	— (5)
	738499	736307	738764	738499	738764	738499	736307	736307	738499	738499	736307 (6)
	49 ⁵ / ₁₆ "	45 ⁵ / ₁₆ "	31 ⁵ / ₁₆ "	47 ¹³ / ₁₆ "	—	47 ¹³ / ₁₆ "	42 ¹³ / ₁₆ "	42 ¹³ / ₁₆ "	50 ¹ / ₁₆ "	50 ¹ / ₁₆ "	— (7)
	739907	739870	739855	739858	739858	739907	739832	739832	739858	739858	739832 (8)
	740031	740031	740031	740031	740031	740031	740031	740031	740031	740031	740031 (9)
	739960	739962	739937	739937	739937	739956	739957	739982	739957	739932	739941 (10)
	733874	—	734458	734458	734458	734458	735349	735349	735824	—	734181 (11)
	741596	741596	741596	741596	741596	741596	741596	741596	741596	741596	741596 (12)

	072780 CRT14 BN176 Austin 140°	072781 CRT14 BN189 Austin 140°	072782 CRT11 BN172 Austin 105°	072783 CRT16 JH6 Austin 130°	072784 CRT16 JH7 Austin 130°	072787A DR1 G104 Rover 120°	072787B/G DR1 G104 Rover 120°	072787H DR1 G104 Rover 120°	072787J DR1 G104 Rover 120°	072804 CRT14 DC113 Karrier 120°	072804B CRT14 DC113 Karrier 120°
	75145A	75145A	75151A	75150A	75150A	*75172B	*75172B	*75172D	75234A	75144A	75144A (1)
	—	—	—	‡72603	‡72603	—	—	—	—	—	— (2)
	72548	72548	72548	72560	72560	§72631	§72631	§72631	§72631	72560	72560 (3)
	—	—	72606	72602	72602	—	—	—	—	—	— (4)
	738764	736307	738987	738987	738764	741263	741263	741263	741263	736307	736307 (5)
	31 ¹³ / ₁₆ "	41 ¹³ / ₁₆ "	17 ⁵ / ₁₆ "	18 ¹¹ / ₁₆ "	29 ¹³ / ₁₆ "	39 ¹³ / ₁₆ "	40 ¹³ / ₁₆ "	40 ¹³ / ₁₆ "	40 ¹³ / ₁₆ "	41 ¹ / ₁₆ "	40 ⁵ / ₁₆ " (6)
	—	—	‡736024	—	—	—	—	—	—	—	— (7)
	739855	739832	739855	739855	739870	§740778	§740778	§740778	§740778	739833	739833 (8)
	—	—	740032	740032	740032	—	—	—	—	—	— (9)
	740031	740031	740031	740031	740031	—	—	—	—	740031	740031 (10)
	739953	739959	—	739948	739948	§740779	§740779	§740779	§740779	739932	739979 (11)
	—	—	739933	—	—	—	—	—	—	—	— (12)
	—	—	739933	—	—	—	—	—	—	—	— (13)
	—	—	735895	735895	735895	—	—	—	—	—	— (14)
	—	—	—	—	—	§740746	§740746	§740746	§740746	—	— (15)
	—	—	—	729423	729423	—	—	—	—	734458	734458 (16)
	741596	741596	741596	741596	741596	740899	740899	740899	740899	741596	741596 (17)

* See Supersession Chart

† Cut to 29 ⁵/₁₆"

‡ Wheelbox, with knob

§ Used with this model, but not covered by Despatch No.



WINDSHIELD WIPERS (Complete Assemblies)

DETAILED SPARE PARTS

Despatch No.	072805	072806	072807	072808	072810	072811	072812
Model	CRT14	CRT14	CRT14	CRT14	CRT12	CRT12	CRT15
Type	BP86	BU41	MS3	AD17	BS59	BS60	BS57
Fitted to	Singer	Alvis	A.F.N.	Morgan	Daimler	Daimler	Daimler
Angle of wipe	140°	130°	95°	120°	120°	120°	130°
(1) Motor (for details see pages T25-T28)	75145A	75152A	75143A	75144A	75153A	75153A	75152A
(2) Wheelbox or clutch housing, with switch (for details see pages T29-T33)	—	—	—	—	72612	72567	—
(3) Wheelbox or clutch housing, less switch (for details see pages T29-T33)	72592	72560	72548	72548	72613	72568	72614
(4) Rack assembly (see page T34)	738499	736307	736177	736177	738499	736177	738987
(5) cut to	51½"	40 7/16"	37 1/16"	34 13/16"	50 7/8"	—	15 11/16"
(6) Cap, rubber	—	—	—	—	—	—	760234
(7) Casing, outer, motor to wheelbox	739907	739868	739870	739870	739907	739870	739884
(8) Casing, outer, less ferrules, 3", offside wheelbox	740031	740031	740031	740031	740031	740031	740031
(9) Casing, outer, wheelbox to wheelbox	739960	739966	739932	739956	739979	739944	—
(10) Grommet, wheelbox or clutch housing (see page T34)	734181	734181	734458	729313	729423	734652	—
(11) Sundry parts, set	741596	741596	741596	741596	741596	741596	741596

Despatch No.	072826	072827	072833	072835	072836	072837	072844
Model	CRT14	CRT12	CR2	CRT15	CRT15	CW1	DR1
Type	CC15	JH6	JH6	BU44	A153	A114	GC49
Fitted to	Lagonda	Austin	Austin	Alvis	Morris	Morris	Jaguar
Angle of wipe	160°	130°	130°	120°	95°	150°	110°
(1) Motor (for details see pages T25-T28)	75161A	75150A	75053K	75153A	75143A	75165A	*75147D
(2) Wheelbox or clutch housing, less switch (for details see pages T29-T33)	72548	72632	72632	72629	72629	—	†72628A
(3) Rack assembly (see page T34)	738223	736364	736364	736307	736307	—	741262
(4) cut to	55 9/16"	26 7/16"	26 7/16"	39 3/16"	39 3/16"	—	—
(5) Casing, outer, motor to wheelbox	739858	739844	739844	739870	740482	—	†740713
(6) Casing, outer, less ferrules, 3", offside wheelbox	740031	740031	740031	740031	740031	—	—
(7) Casing, outer, wheelbox to wheelbox	739956	739981	739937	739956	739972	—	†740714
(8) End tube, wheelbox	—	—	—	—	—	—	†740746
(9) Grommet, wheelbox or clutch housing (see page T34)	729423	729423	729423	—	—	—	—
(10) Sundry parts, set	741596	741596	741596	741596	741596	733439	740899

Despatch No.	072876A	072876B	072877	072888	072888A	072894	072895
Model	DR1	DR1	CRT14	DR1	DR1	CRT14	DR1
Type	T93	T93	MS3	N33	N33	GC51	C55
Fitted to	Humber	Humber	A.F.N.	Bentley	Bentley	Jaguar	Armstrong Siddeley
Angle of wipe	110°	130°	140°	120°	120°	95°	120°
(1) Motor (for details see pages T25-T28)	75177B	75177D	75158A	75181A	75181B	75143A	75183A
(2) Wheelbox or clutch housing, less switch (for details see pages T29-T33)	†72636	†72636	72548	†72638	†72638	72630	72639
(3) Coupling bar (see page T4)	—	—	—	—	—	—	—
(4) Bearing, passenger side (see page T4)	—	—	—	—	—	—	—
(5) Rack assembly (see page T34)	741263	741263	738499	741265	741265	738764	741264
(6) cut to	—	—	51½"	—	—	31 3/16"	49 13/16"
(7) Casing, outer, motor to wheelbox	†740816	†740816	739832	†740775	†740775	739855	†740867
(8) Casing, outer, less ferrules, 3", offside wheelbox	—	—	740031	—	—	740031	—
(9) Casing, outer, wheelbox to wheelbox	†740814	†740814	739973	†740776	†740776	739937	†740782
(10) End tube, wheelbox	†740746	†740746	—	†740746	†740746	—	†740746
(11) Grommet, wheelbox or clutch housing (see page T34)	—	—	734458	—	—	734458	—
(12) Sundry parts, set	740899	740899	741596	740899	740899	741596	740899

* See Supersession Chart

† Used with this model, but not covered by Despatch No.

WINDSHIELD WIPERS (Complete Assemblies)



DETAILED SPARE PARTS

072813 CRT15 BS52 Daimler 130°	072814 CRT14 AJ33 Jowett 130°	072815 CRT14 AJ38 Jowett 105°	072816 CRT14 GC48 Jaguar 95°	072817 CRT14 PD Austin 140°	072819 CRT15 FA78 Morris Comm. 105°	072820 CRT15 FA79 Morris Comm. 105°	072821 CRT12 DA36 M.G. 120°	072822 CRT14 CH28 Riley 120°	072823 CRT14 C45 Armstrong Siddeley 160°	072825 CRT12 CJ31 Citroen 130°
75152A	75152A	75151A	75143A	75158A	75146A	75146A	75144A	75153A	75148A	75152A (1)
—	—	—	—	—	—	—	72565	—	—	72567 (2)
72614	72590	72590	72590	72548	72624	72624	72564	72592	72548	72568 (3)
738987	736364	736307	736177	738499	738987	738499	736307	736307	736307	736177 (4)
15 $\frac{11}{16}$ "	—	44 $\frac{11}{16}$ "	36 $\frac{11}{16}$ "	47 $\frac{11}{16}$ "	—	—	42 $\frac{11}{16}$ "	44 $\frac{11}{16}$ "	42 $\frac{11}{16}$ "	34 $\frac{11}{16}$ " (5)
760234	—	—	—	—	—	—	—	—	—	— (6)
739855	739855	739832	739870	739870	739870	739870	739832	739868	739868	739870 (7)
740031	740031	740031	740031	740031	740031	740031	740031	740031	740031	740031 (8)
—	739955	739967	739933	739968	—	739974	739936	739956	739956	739943 (9)
—	735349	734697	734458	—	—	—	734697	734652	735824	733874 (10)
741596	741596	741596	741596	741596	741596	741596	741596	741596	741596	741596 (11)

072844B DR1 GC49 Jaguar 110°	072844F DR1 GC49 Jaguar 110°	072845 CRT14 BS63 Lanchester 130°	072850 DR1 N24 Bentley 110°	072856 CRT14 BN214 Austin 130°	072857 CRT14 BN217 Austin 130°	072859 CW1 BN215 Austin 150°	072865 CRT14 XW9 Allard 140°	072874 DR1 T91 Humber 130°	072874D DR1 T91 Humber 140°	072876 DR1 T93 Humber 110°
*75147E	75231A	75152A	*75170A	75150A	75150A	75168A	75158A	75174A	75174D	75177A (1)
†72628	†72628	72548	†72635	72592	72592	—	72592	†72636	†72636	†72636 (2)
741262	741262	736307	741264	738764	738987	—	736307	743231	743231	741263 (3)
—	—	45 $\frac{9}{16}$ "	—	30 $\frac{9}{16}$ "	18 $\frac{9}{16}$ "	—	50 $\frac{9}{16}$ "	—	—	— (4)
†740713	†740713	739907	†740780	739907	739855	—	739870	†740816	†740816	†740816 (5)
—	—	740031	—	740031	740031	—	740031	—	—	— (6)
†740714	†740714	739937	†740781	—	—	—	739979	†740814	†740814	†740814 (7)
†740746	†740746	—	†740746	—	—	—	—	†740746	†740746	†740746 (8)
—	—	734652	—	—	—	—	729423	—	—	— (9)
740899	740899	741596	740899	741596	741596	733439	741596	740899	740899	740899 (10)

072895F DR1 C55 Armstrong Siddeley 120°	072902 CRT14 BS65 Daimler 130°	072903 CRT14 BN225 Austin 130°	072909 CWX QV1 Dellow 130°	072910 CRT15 A171 Morris 105°	072914 DR1 N24 Bentley 120°	072916 DR1 T89 Humber 130°	072916B DR1 T89 Humber 130°	072920 DR1 MZ3 Daimler 120°	072921 CRT14 AJ44 Jowett 150°	072922 CRT14 AJ45 Jowett 150°
75236A	75152	75150A	*75121A	75151A	75186A	75187A	75187B	75183A	75179A	75179A (1)
72639	72548	72592	—	72642	†72635	†72636	†72636	†72628	72590	72590 (2)
—	—	—	732227	—	—	—	—	—	—	— (3)
—	—	—	731721	—	—	—	—	—	—	— (4)
741264	738499	738764	—	738764	741264	741263	741263	741268	736307	736364 (5)
49 $\frac{13}{16}$ "	50 $\frac{11}{16}$ "	30 $\frac{9}{16}$ "	—	31 $\frac{11}{16}$ "	—	—	—	—	41 $\frac{13}{16}$ "	25 $\frac{9}{16}$ " (6)
†740867	739907	739855	—	740482	†740780	†740816	†740816	†740770	739866	739868 (7)
—	740031	740031	—	740031	—	—	—	—	740031	740031 (8)
740782	739979	739937	—	739973	740781	†740814	†740814	†740889	—	— (9)
†740746	—	—	—	—	†740746	†740746	†740746	†740746	—	— (10)
—	734652	—	—	—	—	—	—	—	—	— (11)
740899	741596	741596	733439	741596	740899	740899	740899	740899	741596	741596 (12)

* See Supersession Chart

† Used with this model, but not covered by Despatch No.



WINDSHIELD WIPERS (Complete Assemblies)

DETAILED SPARE PARTS

Despatch No.	072923	072925	072926	072926E	072929	072933	072933A
Model	CRT14	DR1	CRT15	CRT15	CW1	CRT12	CRT12
Type	AJ46	A203	V166	V166	BN161	CJ33	CJ33
Fitted to	Jowett	Wolseley	Standard	Standard	Austin	Citroen	Citroen
Angle of wipe	150°	130°	130°	130°	150°	130°	130°
(1) Motor (for details see pages T25-T28)	75179A	75192D	75150A	75150A	75130	75152A	75152A
(2) Wheelbox or clutch housing, with switch (for details see pages T29-T33)	—	—	—	—	—	72567	72567
(3) Wheelbox or clutch housing, less switch (for details see pages T29-T33)	72590	†72645	72642	72629	—	72568	72568
(4) Rack assembly (see page T34)	736307	743220	738764	738764	—	738764	738764
(5) cut to	41 ¹ / ₁₆ "	33 ¹ / ₂ "	31 ¹ / ₁₆ "	31 ¹ / ₁₆ "	—	—	—
(6) Casing, outer, motor to wheelbox	739868	†740916	739870	739870	—	739870	739870
(7) Casing, outer, less ferrules, 3", offside wheelbox	740031	—	740031	740031	—	740031	740031
(8) Casing, outer, wheelbox to wheelbox	739932	†740917	739937	739937	—	739937	739937
(9) End tube, wheelbox	—	†740746	—	—	—	—	—
(10) Grommet, wheelbox or clutch housing (see page T34)	—	—	—	—	—	733874	733695
(11) Sundry parts, set	741596	740899	741596	741596	733439	741596	741596

Despatch No.	072950	072952	072952A	072953	072954B	072954D	072960
Model	CRT14	CRT15	CRT15	CRT15	DR1	DR1	CRT15
Type	QS-1	XW14	XW14	XW15/16	YW13	YW13	FA87
Fitted to	Paramount Cars	Allard	Allard	Allard	Aston Martin	Aston Martin	Morris Comm.
Angle of wipe	105°	130°	130°	130°	120°	120°	140°
(1) Motor (for details see pages T25-T28)	75151A	75152A	75152A	75152A	75183E	75236A	75145A
(2) Wheelbox or clutch housing, with switch (for details see pages T29-T33)	—	—	—	—	—	—	—
(3) Wheelbox or clutch housing, less switch (for details see pages T29-T33)	72590	72629	72629	72629	†72639	†72639	72651
(4) Rack assembly (see page T34)	736307	736177	738499	736307	741262	741262	736307
(5) cut to	40 ¹ / ₁₆ "	—	48 ¹ / ₁₆ "	—	51 ¹ / ₁₆ "	51 ¹ / ₁₆ "	44 ¹ / ₁₆ "
(6) Casing, outer, motor to wheelbox	739855	739855	739972	739832	†740954	†740954	739844
(7) Casing, outer, less ferrules, 3", offside wheelbox	740031	740031	740031	740031	—	—	740031
(8) Casing, outer, wheelbox to wheelbox	739971	739979	739979	739971	†745005	†745005	739972
(9) End tube, wheelbox	—	—	—	—	†740746	†740746	—
(10) Grommet, wheelbox or clutch housing (see page T34)	734697	729423	729423	—	—	—	—
(11) Sundry parts, set	741596	741596	741596	741596	740899	740899	741596

Despatch No.	072988	072989	072996	073007	729141	731038	731138
Model	DR2	CRT15	CRT14	DR1	SW2	DW3	DW3
Type	A208	YF1	WG11	A208	GC15	BN66	BN30
Fitted to	Morris	Swallow	Bristol	Morris	S.S.	Austin	Austin
Angle of wipe	100°	130°	95°	100°	—	—	—
(1) Motor (for details see pages T25-T28)	75238A	75150A	75143A	75247A	*730175	*731061	*731137
(2) Wheelbox or clutch housing, less switch (for details see pages T29-T33)	†72666	72629	72560	†72666	—	—	—
(3) Coupling bar (see page T4)	—	—	—	—	—	—	—
(4) Bearing, passenger side (see page T4)	—	—	—	—	—	—	—
(5) Rack assembly (see page T34)	743232	738764	736177	743232	—	—	—
(6) cut to	—	29 ¹ / ₁₆ "	36 ¹ / ₁₆ "	—	—	—	—
(7) Casing, outer (motor to wheelbox)	†745150	739833	739870	†745150	—	—	—
(8) Casing, outer, less ferrules, 3", offside wheelbox	—	740031	740031	—	—	—	—
(9) Casing, outer, wheelbox to wheelbox	†745151	739971	739937	†745151	—	—	—
(10) End tube, wheelbox	†740746	—	—	†740746	—	—	—
(11) Arm	—	—	—	—	—	—	—
(12) Blade	—	—	—	—	—	—	—
(13) Stop, rubber	—	—	—	—	—	—	—
(14) Sundry parts, set	743049	741596	741596	740899	—	—	—

* See Supersession Chart

† Used with this model, but not covered by Despatch No.

continued

WINDSHIELD WIPERS (Complete Assemblies)



DETAILED SPARE PARTS

072934 CRT12 CJ32 Citroen 130°	072934A CRT12 CJ32 Citroen 130°	072936 CW1 DC128 Commer 100°	072941 CRT15 BQ33 Sunbeam- Talbot 130°	072942 CRT15 RT4 Reliant 130°	072942A CRT15 RT4 Reliant 120°	072943 CRT15 BN233 Austin 130°	072943B CRT15 BN233 Austin 120°	072947D DR1 C54 Armstrong Siddeley 120°	072947E DR1 C54 Armstrong Siddeley 120°	072948 DR1 BS68 Daimler 140°
75152A	75152A	75193A	75152A	75167A	75229A	75150A	75144A	75199B	75235A	75174F (1)
72567	72567	—	—	—	—	—	—	—	—	— (2)
72568	72568	—	72629	72637	72629	72629	72629	†72639D	†72639	†72636 (3)
736177	736177	—	738499	736364	736364	738764	738764	741264	741264	743234 (4)
37 ⁹ / ₁₆ "	37 ⁹ / ₁₆ "	—	50 ¹ / ₁₆ "	22 ¹¹ / ₁₆ "	22 ¹¹ / ₁₆ "	30 ⁸ / ₁₆ "	30 ⁸ / ₁₆ "	49 ¹³ / ₁₆ "	49 ¹³ / ₁₆ "	— (5)
739870	739870	—	739858	739870	739870	739844	739844	†740867	†740867	†740901 (6)
740031	740031	—	740031	740031	740031	740031	740031	—	—	— (7)
739979	739979	—	739932	—	—	739979	739979	†740782	†740782	†740982 (8)
—	—	—	—	—	—	—	—	†740746	†740746	†740746 (9)
733874	733695	—	—	—	—	—	—	—	—	— (10)
741596	741596	733439	741596	741596	741596	741596	741596	740899	740899	740899 (11)

072964A CRT15 DC129 Commer 120°	072965 CRT15 VV1 Smith Elec. Vehicles 150°	072966 CRT12 DA44 M.G. 120°	072968 CRT15 QS1 Paramount Cars 105°	072970 DR1 CH36 Riley 130°	072971 DR1 PD3 Austin 110°	072972 CRT15 AD18 Morgan 130°	072973 DR1 DA45 M.G. 130°	072976A DR1 WG9 Bristol 130°	072976B DR1 WG9 Bristol 130°	072978 CRT14 BN239 Austin 130°
75144A	75179A	75144A	75151A	75187F	75188F	75150A	75192D	75187E	75232A	*75230A (1)
—	—	72659	—	—	—	—	—	—	—	— (2)
72655	72619	72658	72629	†72656A	†72647B	72629	†72645D	†72635B	†72635B	72592 (3)
736307	736364	738499	736307	741263	741264	736307	743220	741263	741263	736364 (4)
43 ⁹ / ₁₆ "	26 ¹¹ / ₁₆ "	46 ⁸ / ₁₆ "	39 ⁸ / ₁₆ "	35 ⁸ / ₁₆ "	44 ⁵ / ₁₆ "	44 ¹ / ₁₆ "	32 ⁵ / ₁₆ "	35 ⁸ / ₁₆ "	35 ⁸ / ₁₆ "	27 ⁹ / ₁₆ " (5)
739844	739832	739832	739855	†745037	†745038	739868	†745050	†745054	†745054	739855 (6)
740031	740031	740031	740031	—	—	740031	—	—	—	740031 (7)
739972	—	739979	739971	†745030	†745039	739979	†745032	†740963	†740963	739937 (8)
—	—	—	—	†740746	†740746	—	†740746	†740746	†740746	— (9)
—	—	—	—	—	—	—	—	—	—	— (10)
741596	741596	741596	741596	740899	740899	741596	740899	740899	740899	741596 (11)

731779 CW1-8 L-0 Morris Comm. 150°	731800 CW1-8 CJ10 Citroen 150°	732289 CW3-8 DA21 M.G. 130°	732480 CWX L1 Common 130°	732481 CWX L1 Common 130°	732520 CW1 FA14 Morris Comm. 130°	732569 CW1 AC36 B.S.A. —	732597 CW1 BN82 Austin 150°	732623 CW1 CJ17 Citroen 150°	732631 CWX YN Victor Electric 130°	732646 CW1 BN109 Austin 130°
*730292	*730447	*75120A	*75120A	*75121A	733071	*733106	*730373	*730447	*75120	75130 (1)
—	—	—	—	—	—	—	—	—	—	— (2)
727293	—	—	—	—	—	—	727293	—	—	— (3)
731721	—	731721	—	—	—	—	731721	—	—	— (4)
—	—	—	—	—	—	—	—	—	—	— (5)
—	—	—	—	—	—	—	—	—	—	— (6)
—	—	—	—	—	—	—	—	—	—	— (7)
—	—	—	—	—	—	—	—	—	—	— (8)
—	—	—	—	—	—	—	—	—	—	— (9)
—	—	—	—	—	—	—	—	—	—	— (10)
—	—	—	735099	735099	—	—	—	—	—	— (11)
—	—	—	727707	727707	—	—	—	—	—	— (12)
—	—	—	730185	730185	—	—	—	—	—	— (13)
733439	733439	733439	733439	733439	733439	733439	733439	733439	733439	733439 (14)

* See Supersession Chart

† Used with this model, but not covered by Despatch No.



WINDSHIELD WIPERS (Complete Assemblies)

DETAILED SPARE PARTS

Despatch No.	732655	732656	732671	732673	732687	732692	732700
Model	CW1	CW1	CW2	CW2	CW1	CW1	CW2
Type	AJ22	AJ25	A117	BN113	BP73	CA1	BN118
Fitted to	Jowett	Jowett	Morris	Austin	Singer	Guy	Austin
Angle of wipe	150°	150°	130°	130°	130°	120°	—
(1) Motor (for details see pages T25–T28)	*733135	*733136	*733128	*733128	*75120A	*733068	*733149
(2) Wheelbox or clutch housing, with switch (for details see pages T29–T33)	—	—	—	—	—	—	—
(3) Wheelbox or clutch housing, less switch (for details see pages T29–T33)	—	—	—	—	—	—	—
(4) Coupling bar (see page T4)	—	—	—	727293	—	—	727293
(5) Bearing, passenger side (see page T4)	—	—	—	732583	731721	—	732583
(6) Bracket shaft, short	—	—	—	—	—	—	—
(7) Bracket coupling	—	—	—	—	—	—	—
(8) Grommet, wheelbox or clutch housing (see page T34)	—	—	—	—	—	—	—
(9) Grommet, scuttle (see page T34)	—	—	—	—	—	—	—
(10) Driving shaft and crank	—	—	—	—	—	—	—
(11) Bearing bracket assembly	—	—	—	—	—	—	—
(12) Sundry parts, set	733439	733439	733439	733439	733439	733439	733439

Despatch No.	733964	734067	734144	734153	734172	734311	734417
Model	SW4	SW4	SWH	SW4	SWH	SW4	SW4
Type	AA48	OM	O	BU26	S53	AE2	G34
Fitted to	Wolseley	Jensen	Beardmore	Alvis	Hillman	Lea Francis	Rover
Angle of wipe	120°	120°	120°	120°	120°	120°	120°
(1) Motor (for details see pages T25–T28)	*†733667	*†734233	*†734176	*†734233	*†733666	*†734357	*†734357
(2) Wheelbox or clutch housing, with switch (for details see pages T29–T33)	735691	*734018	—	*734018	—	*734018	*734507
(3) Wheelbox or clutch housing, less switch (for details see pages T29–T33)	—	*734014	—	*734014	—	*734014	*734508
(4) Bracket, with shaft and coupling	—	—	—	—	—	—	—
(5) Bracket shaft, short	—	737243	—	737243	737243	737243	—
(6) Bracket coupling	729036/S	729036/S	—	729036/S	729036/S	729036/S	729036/S
(7) Link, primary	733996	—	—	—	—	733813	—
(8) Link, secondary	—	733911	—	—	—	—	—
(9) Grommet, wheelbox or clutch housing (see page T34)	729313	733695	—	733695	733695	733874	734181
(10) Grommet, scuttle (see page T34)	—	729378	—	—	—	729378	729378
(11) Driving shaft and crank	735628	735628	—	735628	—	735628	735628
(12) Bearing bracket assembly	729477	—	—	733826	—	733898	733898

Despatch No.	734545	734576	734579	734580	734581	734582	734598
Model	SW4	SW4	SW4	SW4	SW4	SW4	SW4
Type	DA28	X53	V77	V78	AJ20	AJ23	GC19
Fitted to	M.G.	Triumph	Standard	Standard	Jowett	Jowett	S.S.
Angle of wipe	120°	120°	120°	120°	120°	120°	120°
(1) Motor (for details see pages T25–T28)	†75066A	†75066A	†75066A	†75066A	†75066A	†75066A	*†734357
(2) Wheelbox or clutch housing, with switch (for details see pages T29–T33)	*734552	*734408	*734514	*734408	*734518	*734590	*734018
(3) Wheelbox or clutch housing, less switch (for details see pages T29–T33)	*734553	*734404	—	*734404	—	*734591	*734573
(4) Bracket, with shaft and coupling	—	—	—	734678	—	—	—
(5) Bracket shaft, short	737243	737243	737243	737243	737243	737243	737243
(6) Bracket coupling	729036/S	729036/S	729036/S	729036/S	729036/S	729036/S	729036/S
(7) Link, primary	—	—	734463	—	—	—	—
(8) Link, secondary	—	—	—	—	—	733817	729234
(9) Grommet, wheelbox or clutch housing (see page T34)	729423	729313	733874	729313	729313	729313	729423
(10) Grommet, scuttle (see page T34)	—	—	—	729378	—	—	729378
(11) Driving shaft and crank	735628	735594	735628	735594	735628	735628	735594
(12) Bearing bracket assembly	733826	733826	733826	729477	733898	733898	733826

* See Supersession Chart † Refer to Conversion Set Section, pages T41–T42, before ordering

WINDSHIELD WIPERS (Complete Assemblies)



DETAILED SPARE PARTS

732722 CW1 DD-FA27 Morris Comm. 100°	732752 CW1 A119 Morris 150°	732753 CW1 A114 Morris 130°	732761 CW1 FA34 Morris Comm. 150°	732764 CWX OM12 Jensen 130°	733071 CW1 FA43 Morris Comm. 130°	733557 SW3 BU13 Alvis 110°-120°	733565 SW3 BU18 Alvis 110°-120°	733677 SW3 BU22 Alvis 110°-120°	733684 SW4 BS Lanchester 120°	733962 SW4 V68 Standard 120°
*†733107	733179	*75121A	*733068	*75120A	733071	*733662	*733662	*733662	†75066A	*†733667 (1)
—	—	—	—	—	—	—	—	—	*737261	— (2)
—	—	—	—	—	—	—	—	—	*737262	— (3)
—	—	—	—	—	—	—	—	—	—	— (4)
—	—	—	—	—	—	—	—	—	—	— (5)
—	—	—	—	—	—	—	—	—	737243	737243 (6)
—	—	—	—	—	—	—	—	—	729036/S	729036/S (7)
—	—	—	—	—	—	—	—	—	729313	— (8)
—	—	—	—	—	—	729390	729390	729390	729378	— (9)
—	—	—	—	—	—	—	—	—	—	735628 (10)
—	—	—	—	—	—	—	—	—	—	729477 (11)
733439	733439	733439	733439	733439	733439	—	—	—	—	— (12)

734419 SW4 G35 Rover 120°	734420 SW4 G40 Rover 120°	734462 SW4 V74 Standard 120°	734479 SW4 S61 Hillman 120°	734480 SW4 S62 Hillman 120°	734481 SW4 S60 Hillman 120°	734482 SW4 DA29 M.G. 120°	734495 SW4 S63 Hillman 120°	734540 SW4 BN104 Austin 120°	734541 SW4 BN105 Austin 120°	734542 SW4 BN106 Austin 120°
*†734357	*†734357	†75065A	†75066A	†75065A	†75065A	†75066A	†75065A	†75066A	†75066A	†75066A (1)
*734507	*734507	*734514	*734518	*734518	*734518	*734676	*734601	*734564	*734568	*734566 (2)
*734508 734423	*734508 —	*734515 734476	*734519 734489	*734519 —	—	*734677 —	*734519 —	*734565 —	*734569 —	*734567 (3)
—	—	737243	737243	737243	737243	737243	737243	737243	737243	— (4)
729036/S	729036/S	729036/S	729036/S	729036/S	729036/S	729036/S	729036/S	729036/S	729036/S	729036/S (5)
—	—	—	733820	733813	733813	—	733813	—	—	— (6)
—	—	—	733819	733817	—	—	733817	—	—	— (7)
—	—	—	—	—	—	—	—	—	—	— (8)
729423	729423	733874	734181	733874	733874	729423	733874	—	—	— (9)
729378	729378	729378	—	—	—	—	—	—	—	— (10)
735594	—	735628	—	735628	735628	735628	735594	735594	735594	— (11)
733898	733898	733826	—	733898	733898	733826	733898	733898	733898	— (12)

734613 SW4 DA30 M.G. 120°	734622 SW4 AA55 Wolseley 120°	734656 SW4 M18 Lanchester 120°	734724 SW4 V75 Standard 120°	734727 SW4 BN108 Austin 120°	734728 SW4 AC38 B.S.A. 120°	734751 SW4 D7 A.C. Cars 120°	734752 SW4 X52 Triumph 120°	734757 SW4 BN111 Austin 120°	734773 SW4 AA47 Wolseley 120°	734774 SW4 AA48 Wolseley 120°
†75066A	†75066A	†75066A	†75066A	†75066A	†75066A	†75066A	†75066A	†75065A	†75066A	†75066A (1)
*734596	*734629	*734657	*734514	*734564	*734745	*734794	—	*734566	*734771	*734771 (2)
*734565	*734630	*734658	*734515	—	*734746	*734795	—	—	*734772	*734772 (3)
—	734625	—	734476	—	—	—	—	734747	—	— (4)
737243	737243	737243	—	737243	737243	737243	737243	737243	737243	737243 (5)
729036/S	729036/S	729036/S	729036/S	729036/S	729036/S	729036/S	729036/S	729036/S	729036/S	729036/S (6)
—	733996	—	—	—	—	—	—	—	733996	733996 (7)
—	734787	—	—	—	733817	—	—	—	734787	— (8)
729423	734652	729313	733874	—	729313	729313	—	—	734748	734748 (9)
—	729378	—	—	—	—	—	—	—	729378	729378 (10)
735628	—	735628	—	735594	733178	735628	—	—	—	— (11)
733826	—	733826	—	733898	733898	733826	733826	—	—	— (12)

* See Supersession Chart

† Refer to Conversion Set Section, pages T41-T42, before ordering

continued



WINDSHIELD WIPERS (Complete Assemblies)

DETAILED SPARE PARTS

Despatch No.	734798	735200	735201	735223	735228	735230	735231
Model	SW4	SW4	SW4	SW4	SW4	SW4	SW4
Type	JH/V79	C35	C36	BQ11	BP67	CH21	CH22
Fitted to	Standard	Armstrong Siddeley	Armstrong Siddeley	Sunbeam- Talbot	Singer	Riley	Riley
Angle of wipe	120°	120°	120°	120°	120°	120°	120°
(1) Motor (for details see pages T25-T28)	†75066A	†75066A	†75066A	†75066A	†75066A	†75066A	†75066A
(2) Wheelbox or clutch housing, with switch (for details see pages T29-T33)	*734408	*735206	735208	*735219	*735242	*735290	*735290
(3) Wheelbox or clutch housing, less switch (for details see pages T29-T33)	*734404	*735207	*735209	*735220	*735241	*735291	*735291
(4) Bracket, with shaft and coupling	—	—	—	—	—	—	—
(5) Bracket shaft, short	737243	737243	737243	737243	737243	737243	737243
(6) Bracket coupling	729036/S	729036/S	729036/S	729036/S	729036/S	729036/S	729036/S
(7) Link, primary	—	—	—	—	—	733996	—
(8) Link, secondary	733817	—	733911	733817	—	737312	—
(9) Grommet, wheelbox or clutch housing (see page T34)	733695	729313	729313	729313	733874	729313	—
(10) Grommet, scuttle (see page T34)	—	729378	729378	729378	729378	—	—
(11) Driving shaft and crank	735628	735628	735628	735628	735628	735628	735628
(12) Bearing bracket assembly	733898	729477	—	—	729477	733826	733826

Despatch No.	735375	735403	735412	735414	735439	735478	735479
Model	SW4	SW4	SW4	SW4	SW4	SW4	SW4
Type	G46	BN116	BP75	BP77	AA59	A102	A104
Fitted to	Rover	Austin	Singer	Singer	Wolseley	Morris	Morris
Angle of wipe	120°	120°	120°	120°	120°	120°	120°
(1) Motor (for details see pages T25-T28)	†75066A	†75066A	†75066A	†75066A	†75065A	*†734525	†75066A
(2) Wheelbox or clutch housing, with switch (for details see pages T29-T33)	*735378	*735409	*735530	*735457	*737137	*735467	*735469
(3) Wheelbox or clutch housing, less switch (for details see pages T29-T33)	*735379	*735410	—	*735458	*737138	*735468	*735470
(4) Bracket, with shaft and coupling	—	—	—	734453	734747	—	—
(5) Bracket shaft, short	737243	737243	737243	737243	737243	737243	737243
(6) Bracket coupling	729036/S	729036/S	729036/S	729036/S	729036/S	729036/S	729036/S
(7) Link, primary	—	735383	—	737285	737285	—	—
(8) Link, secondary	737338	735386	—	—	735501	—	733911
(9) Grommet, wheelbox or clutch housing (see page T34)	735349	—	733874	733874	733874	729423	729313
(10) Grommet, scuttle (see page T34)	—	—	—	—	729378	—	—
(11) Driving shaft and crank	—	735594	735628	—	—	735594	735628
(12) Bearing bracket assembly	—	733826	733826	733826	—	—	733826

WINDSHIELD WIPERS (Complete Assemblies)



DETAILED SPARE PARTS

735234 SW4 AD9 Morgan 120°	735244 SW4 BN112 Austin 120°	735283 SW4 BS30 Daimler 120°	735336 SW4 BS33 Daimler 120°	735337 SW4 BS34 Daimler 120°	735362 SW4 S65 Hillman 120°	735363 SW4 S66 Hillman 120°	735372 SW4 G43 Rover 120°	735373 SW4 G44 Rover 120°	735374 SW4 G45 Rover 120°
†75066A	†75066A	†75066A	†75066A	†75066A	†75066A	†75066A	†75066A	†75066A	†75066A (1)
*735265	*734566	*734018	*734408	735691	*735592	*735592	*735378	*735378	*735378 (2)
*735266	*734567	*734014	*734404	*735692	—	*735593	*735379	*735379	*735379 (3)
737243	737243	737243	737243	737243	737243	737243	737273	734423	735594 (4)
729036/S	729036/S	729036/S	729036/S	729036/S	729036/S	729036/S	737243	737243	737243 (5)
—	734756	—	735345	735345	733813	733813	729036/S	729036/S	729036/S (6)
—	735221	—	—	—	—	733817	—	—	— (7)
—	—	—	—	—	—	—	737338	737338	737338 (8)
729313	—	729313	729313	729313	729313	733874	735349	735349	735349 (9)
729378	—	—	—	729378	—	—	—	729378	729378 (10)
—	735628	735628	735628	—	735628	735594	—	—	— (11)
—	733826	733826	—	—	733898	733898	—	—	— (12)

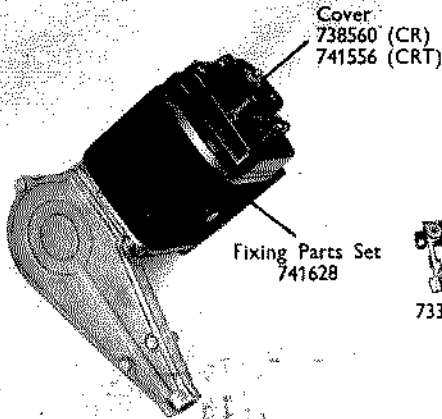
735480 SW4 A109 Morris 120°	735481 SW4 A110 Morris 120°	735482 SW4 A112 Morris 120°	735483 SW4 A113 Morris 120°	735506 SW4 BQ17 Sunbeam- Talbot 120°	735509 SW4 BP76 Singer 120°	735581 SW4 BN126 Austin 120°	735589 SW4 CJ22 Citroen 120°	735598 SW4 S65 Hillman 120°	735599 SW4 S66 Hillman 120°
†75066A	†75065A	†75065A	†75065A	†75066A	†75066A	†75066A	†75066A	†75066A	†75066A (1)
735471	735471	*735435	735471	*735534	*735455	*734566	*735315	*735592	*735592 (2)
*735472	—	—	*735472	*735535	*735456	—	*735411	—	*735593 (3)
734453	734747	734747	734747	—	734453	—	—	735395	735395 (4)
737243	737243	737243	737243	737243	737243	737243	737243	737243	737243 (5)
729036/S	729036/S	729036/S	729036/S	729036/S	729036/S	729036/S	729036/S	729036/S	729036/S (6)
734457	737285	—	733980	733820	735448	734756	734756	733813	733813 (7)
734455	—	—	—	733819	733817	—	737281	—	733817 (8)
734458	—	—	733874	734181	733874	—	733874	733874	733874 (9)
729378	729378	729378	—	729378	—	—	—	729378	— (10)
—	—	—	735628	735628	735628	735628	—	—	— (11)
—	—	—	733826	730169	733826	733826	—	—	— (12)

*See Supersession Chart

† Refer to Conversion Set Section, pages T41-T42, before ordering



MOTORS (Windshield Wiper)



Cover
738560 (CR)
741556 (CRT)

Fixing Parts Set
741628

CR1 and
CRT MOTOR

BRUSHGEAR



728901

Brushes
730388



730244



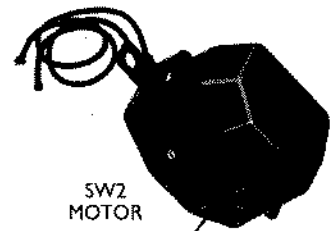
733661



Brushes
729367

740687 (DR1)
743171 (DR2)

Fixing Studs
119184
130680 (3BA Hexagon)



SW2
MOTOR

Cover 732915 (Cryslac Black)
733242 (Ebony Black)

COILS




734520 (12v.)
734521 (6v.)
739734 (12v.)
739806 (6v.)


730627 SW2 Type
730628 SW2 Type
730668 6v. CW Type
730669 12v. CW Type
732951 24v. CW Type



740593
740599 (Less Resistance)



743173



CW1, CWH, CWX
MOTOR

Cover
730467 (Cryslac Black)
730468 (Reversed Switch)
732584 (Less Switch)
733242 (Ebony-Less Switch)

GUIDE WHEEL & PLATE



CR Type



CR & SW
Type



DR1, DR2 Type



DR1, DR2 Type
(Nylon)

GEAR AND SPINDLE (SW4)



729174
734644 (Thinner Gear)

FIXING PARTS SETS



740753 (DR Type)
741583 (CR Type)



743176

ARMATURES




CW & SW2 Type




CR & SW4 Type



DR1 & DR2 Type



DR1 MOTOR



DR2 MOTOR