

| Component   | Manual  | View     |
|---|---|----------|
| A/C Blower Motors (M101) .. Behind passenger's side of dash ..... | 82 .....  | 82       |
| A/C Diode Pack (Z101)<br>(LHD) .....                              | RH side behind footwell trim panel .....                        | 82 ..... |
|   |   | 56       |
| A/C Diode Pack (Z101)<br>(RHD) .....                              | LH side behind footwell trim panel .....                        | 82 ..... |
|   |   | 49       |
| A/C Dual Pressure Switch<br>(X102) .....                          | RH side of engine compartment .....                             | 82 ..... |
|   |   | 27       |
| A/C Evaporator<br>Temperature Sensor (X101)                       | Behind passenger's side of dash .....                           | 82 ..... |
|   |   | 83       |
| A/C Thermostat Unit<br>(Z102) .....                               | Behind passenger's side of dash .....                           | 82 ..... |
|   |   | 83       |
| ABS Booster Unit (Z103) ...                                       | Driver's rear corner of engine<br>compartment .....             | 70 ..... |
|   |   | 19       |
| ABS Diagnostic Connector<br>(X104) .....                          | Beneath LH front seat .....                                     | 70 ..... |
|   |   | 91       |
| ABS Fuse Block (P101) .....                                       | Beneath LH front seat .....                                     | 70 ..... |
|   |   | 93       |
| ABS Hydraulic Pump (M102)   | Driver's side of engine compartment top<br>of fender well ..... | 70 ..... |
|   |   | 20       |
| ABS Load Relay (K101) .....                                       | Beneath LH front seat .....                                     | 70 ..... |
|   |   | 92       |
| ABS Pressure Switch Unit<br>(Z104) .....                          | Driver's side of engine compartment .....                       | 70 ..... |
|   |   | 20       |
| ABS Pump Relay (K102) .....                                       | Beneath LH front seat .....                                     | 70 ..... |
|   |   | 92       |
| ABS Warning Relay (K103) ..                                       | Beneath LH front seat .....                                     | 70 ..... |
|   |   | 93       |
| Air Suspension<br>Compressor (M140) .....                         | Beneath RH side of vehicle .....                                | 68 ..... |
|   |   | 45       |
| Air Suspension<br>Compressor Relay (K156) .                       | Beneath RH front seat .....                                     | 68 ..... |
|   |   | 95       |
| Air Suspension Delay<br>Relay (K158) .....                        | Beneath RH front seat .....                                     | 68 ..... |
|   |   | 94       |
| Air Suspension<br>Diagnostic Connector<br>(Z167) .....            | Beneath RH front seat .....                                     | 68 ..... |
|   |   | 109      |
| Air Suspension ECU (Z165) .                                       | Beneath RH front seat .....                                     | 68 ..... |
|   |   | 108      |
| Air Suspension In Line<br>Fuse (P123) .....                       | Beneath RH front seat .....                                     | 68 ..... |
|   |   | 94       |
| Air Suspension In Line<br>Maxi Fuse (P122) .....                  | Beneath RH front seat .....                                     | 68 ..... |
|   |   | 95       |
| Air Valve Block (K163) .....                                      | Beneath RH side of vehicle .....                                | 60 ..... |
|   |   | 45       |

| <b>Component</b>   | <b>Manual</b>  | <b>View</b>  |
|--|--|--------------|
| Alarm Bonnet Switch<br>(X212) .....                              | Passenger's rear corner of engine<br>compartment .....                           | 86 ..... 21  |
| Alarm Connector (X106) ....                                      | Behind LH side of dash above lower dash<br>panel .....                           | 86 ..... 60  |
| Alarm Sensor (X213) .....  | Front centre of roof .....   | 86 ..... 117 |
| Alarm Sounder (Z171) .....                                       | LH rear corner of engine compartment .....                                       | 86           |
| Amplifier (Z179) .....   | RH side of luggage compartment .....   | 86           |
| Antenna Amplifier (Z105) ...                                     | Centre rear of roof .....  | 86           |
| Anti-Lock Brake System<br>ECU (Z108) .....                       | Beneath LH front seat .....  | 70 ..... 100 |
| Audible Warning Unit<br>(Z109) .....                             | LH side above lower dash panel .....   | 86 ..... 65  |
| Automatic Transmission<br>Oil Temperature Switch<br>(X108) ..... | LH front of engine compartment .....   | 86 ..... 14  |
| Auxiliary Lamps Relay<br>(K105) (LHD) .....                      | LH side behind footwell trim panel .....   | 86 ..... 51  |
| Auxiliary Lamps Relay<br>(K105) (RHD) .....                      | RH side behind footwell trim panel .....   | 86 ..... 58  |
| Blower Resistor Unit<br>(Z112) .....                             | Inside the heater unit beneath centre<br>of dash .....                           | 80 ..... 81  |
| Bonnet Switch (X110) .....                                       | LH rear corner of engine compartment .....                                       | 86 ..... 17  |
| Brake Fluid Level Switch<br>(X111) .....                         | Driver's rear corner of engine<br>compartment top of brake fluid reservoir ..... | 70 ..... 19  |
| Brake Indicator Check<br>Relay (K106) .....                      | Near steering column above lower dash<br>panel .....                             | 86 ..... 71  |
| Brake Switch Vent Valve<br>(X112) .....                          | On brake pedal support above lower dash<br>panel .....                           | 19 ..... 67  |
| Canister Purge Valve<br>(K132) .....                             | RH side of engine compartment .....  | 17 ..... 28  |
| CD Changer (Z114) .....  | RH side of luggage compartment .....   | 86           |
| Central Locking Control<br>Unit (Z113) .....                     | Near steering column above lower dash<br>panel .....                             | 86 ..... 66  |

| Component   | Manual  | View |
|---|---|------|
| Clutch Switch (X200) . . . . .                      | Near steering column above lower dash panel . . . . . 86          | 63   |
| Compressor Clutch (K107) ..                         | RH side of engine on front of A/C compressor . . . . . 82         | 8    |
| Compressor Clutch Relay (K108) (LHD) . . . . .      | RH side behind footwell trim panel . . . . . 82                   | 56   |
| Compressor Clutch Relay (K108) (RHD) . . . . .      | LH side behind footwell trim panel . . . . . 82                   | 49   |
| Condenser Fan Coolant Temperature Switch (X113)     | Top centre of engine on thermostat housing . . . . . 86           | 10   |
| Condenser Fan Relay (K109) (LHD) . . . . .          | RH side behind footwell trim panel . . . . . 86                   | 57   |
| Condenser Fan Relay (K109) (RHD) . . . . .          | LH side behind footwell trim panel . . . . . 86                   | 50   |
| Crank Enable Link (X216) . . .                      | Behind driver's side of dash . . . . . 86                         |      |
| Crank Fuse (P106) (LHD) . . .                       | Near steering column above lower dash panel . . . . . 86          | 68   |
| Crank Fuse (P106) (RHD) . . .                       | Near steering column above lower dash panel . . . . . 86          | 70   |
| Cruise Cassette (Z119) . . . . .                    | Between top of steering column and steering wheel . . . . . 19    |      |
| Cruise Control ECU (Z121) ..                        | Near steering column above lower dash panel . . . . . 19          | 74   |
| Cruise Control Lockout Relay (K110) . . . . .       | RH side behind footwell trim panel . . . . . 19                   | 55   |
| Cruise Control Vacuum Pump (M103) . . . . .         | LH front corner of engine compartment on fender well . . . . . 19 | 15   |
| Dash Fuse Box (P107) . . . . .                      | Centre of dash behind cover . . . . . 86                          | 77   |
| Daytime Running Lamps Control Unit (Z122) . . . . . | LH side behind footwell trim panel . . . . . 86                   | 51   |
|   | only NAS 1994 (Canada) . . . 127                                  |      |
| Dim Dip Control Unit (Z124) . . . . .               | RH side above lower dash panel . . . . . 86                       | 84   |
| Disable Switch (X203) . . . . .                     | Beneath RH front seat . . . . . 86                                | 108  |
| Distributor (Z125) . . . . .                        | Front centre of engine . . . . . 86                               | 11   |
| Driver Door Lock Switch (X117) . . . . .            | Inside respective front door near lock switch . . . . . 86        |      |
| Driver Door Switch (X118) ..                        | Top of respective door jamb area . . . . . 86                     |      |

| Component  | Manual   | View |
|--|--|------|
| Driver Seat Buckle Switch (X120) . . . . .               | Inside driver's seat belt buckle assembly . . . . . 86                   |      |
| Driver Seat Relay (K113) . . . . .                       | Beneath driver seat . . . . . 86   | 102  |
| Driver Underseat Fuse Box (P108) . . . . .               | Beneath driver seat . . . . . 86   | 102  |
| Driver Window Motor (M130) . . . . .                     | Inside respective front door . . . . . 86                                | 111  |
| Emissions Maintenance Reminder Unit (Z126) . . . . .     | Beneath RH front seat . . . . . 86                                       | 107  |
| Engine Control Module (ECM) (Z132) . . . . .             | Beneath RH front seat . . . . . 19                                       | 105  |
| Engine Coolant Level Switch (X144) . . . . .             | RH side of engine compartment top of coolant expansion tank . . . . . 86 | 28   |
| Engine Coolant Temperature Gauge Sensor (X114) . . . . . | Top centre of engine on intake manifold . . . . . 86                     | 10   |
| Engine Coolant Temperature Sensor (X126) . . . . .       | Top centre of engine on intake manifold . . . . . 19                     | 11   |
| Engine Fuel Temperature Sensor (X128) . . . . .          | Front centre of engine . . . . . 86                                      | 9    |
| Engine Oil Level Monitor Unit (Z127) . . . . .           | Behind LH side of dash above lower dash panel . . . . . 86               | 60   |
| Engine Oil Level Sensor (X148) . . . . .                 | Lower RH side of engine in engine oil pan . . . . . 86                   | 35   |
| Engine Temperature Switch (X215) . . . . .               | Front centre of engine . . . . . 82                                      |      |
| ETC Valve Block (K162) . . . . .                         | Driver's rear corner of engine compartment . . . . . 70                  | 19   |
| Fan Control Module (Z118) . . . . .                      | Beneath RH front seat . . . . . 82                                       | 106  |
| Flasher Unit (Z128) . . . . .                            | Driver's side above lower dash panel . . . . . 86                        | 65   |
| Front Screen Wash Pump (M105) . . . . .                  | Passenger's rear corner of engine compartment . . . . . 84               | 23   |
| Front Wipe Delay Unit (Z131) (LHD) . . . . .             | Near steering column above lower dash panel . . . . . 84                 | 69   |

| Component                                   | Manual   | View         |
|---|--|--------------|
| Front Wipe Delay Unit (Z131) (RHD)          | Near steering column above lower dash panel    | 84 ..... 71  |
| Front Wiper Motor (M107)                    | Driver's side of bulkhead beneath dash         | 84 ..... 74  |
| Fuel Flap Actuator (M108)                   | RH side of luggage compartment                 | 86 ..... 121 |
| Fuel Injection Fault Display Unit (Z133)    | Beneath RH front seat                          | 19 ..... 94  |
| Fuel Injection Fuse (P111)                  | Beneath RH front seat                          | 19 ..... 105 |
| Fuel Injection Load Relay (K116)            | Beneath RH front seat                          | 19 ..... 106 |
| Fuel Injectors (K141)                       | Top centre of engine on top of intake manifold | 19           |
| Fuel Pump Fuse (P112)                       | Beneath RH front seat                          | 86 ..... 105 |
| Fuel Pump Relay (K119)                      | Beneath RH front seat                          | 86 ..... 107 |
| Fuel Tank Unit (Z134)                       | Inside top of fuel tank                        | 86 ..... 119 |
| Fusible Link (P119)                         | RH side of engine compartment behind battery   | 86 ..... 29  |
| Generator                                   | LH front corner of engine                      | 86 ..... 12  |
| Handbrake Switch (X191)                     | On handbrake lever beneath cubby box liner     | 86 ..... 87  |
| Headlamp Relay (K120) (LHD)                 | Near steering column above lower dash panel    | 86 ..... 73  |
| Headlamp Relay (K120) (RHD)                 | Near steering column above lower dash panel    | 86 ..... 72  |
| Headlamp Wash Pump (M110)                   | Passenger's rear corner of engine compartment  | 86 ..... 22  |
| Headlamp Wash Timer Unit (Z136)             | Passenger's rear corner of engine compartment  | 86 ..... 24  |
| Heated Front Screen Fuse Block (P114) (LHD) | Near steering column above lower dash panel    | 86 ..... 68  |
| Heated Front Screen Fuse Block (P114) (RHD) | Near steering column above lower dash panel    | 86 ..... 70  |
| Heated Front Screen Relay (K121) (LHD)      | Near steering column above lower dash panel    | 86 ..... 68  |

| Component  | Manual  | View |
|--|---|------|
| Heated Front Screen Relay (K121) (RHD) . . . . .     | Near steering column above lower dash panel . . . . . 86        | 70   |
| Heated Front Screen Timer Unit (Z137) . . . . .      | RH side behind footwell trim panel . . . . . 86                 | 55   |
| Heated Rear Screen Relay (K122) (LHD) . . . . .      | Near steering column above lower dash panel . . . . . 86        | 73   |
| Heated Rear Screen Relay (K122) (RHD) . . . . .      | Near steering column above lower dash panel . . . . . 86        | 72   |
| Heated Washer Jets Thermoswitch (X133) . . . . .     | Behind RH side of front grille . . . . . 86                     | 2    |
| Heated Air Recirculation Solenoid (K123) . . . . .   | Driver's side of heater unit behind dash . . . . . 86           | 80   |
| Heater and A/C Load Relay (K124) (LHD) . . . . .     | RH side behind footwell trim panel . . . . . 86                 | 56   |
| Heater and A/C Load Relay (K124) (RHD) . . . . .     | LH side behind footwell trim panel . . . . . 86                 | 49   |
| Heater Blower Motor (M11) . . . . .                  | Beneath centre of dash in heater unit . . . . . 86              | 81   |
| Heater or A/C Relay (K125) (LHD) . . . . .           | RH side behind footwell trim panel . . . . . 86                 | 57   |
| Heater or A/C Relay (K125) (RHD) . . . . .           | LH side behind footwell trim panel . . . . . 86                 | 50   |
| Idle Air Control Valve (M112) . . . . .              | Top rear of engine . . . . . 86                                 | 7    |
| Ignition Coil (Z140) . . . . .                       | LH side of engine compartment on inner fender well . . . . . 86 | 16   |
| Ignition Coil Suppression Capacitor (Z141) . . . . . | LH side of engine compartment . . . . . 86                      | 16   |
| Ignition Control Module (Z139) . . . . .             | Front centre of engine attached to distributor . . . . . 86     | 11   |
| Ignition Key Switch and Solenoid (X177) . . . . .    | In steering column behind trim . . . . . 86                     |      |
| Ignition Load Relay (K127) (LHD) . . . . .           | Near steering column above lower dash panel . . . . . 86        | 73   |
| Ignition Load Relay (K127) (RHD) . . . . .           | Near steering column above lower dash panel . . . . . 86        | 72   |

| Component   | Manual   | View |
|---|--|------|
| Ignition Switch (X134) . . . . .                  | In steering column behind trim . . . . . 86                |      |
| Inertia Fuel Shutoff Switch (X135) . . . . .      | Beneath LH front seat . . . . . 19                         | 101  |
| Interior Lamps Delay Unit (Z144) (LHD) . . . . .  | Near steering column above lower dash panel . . . . . 86   | 69   |
| Interior Lamps Delay Unit (Z144) (RHD) . . . . .  | Near steering column above lower dash panel . . . . . 86   | 71   |
| Interior Light Relay (K165) (LHD) (NAS) . . . . . | RH side behind footwell trim panel . . . . . 86            | 128  |
| Interior Relay 1 (K153) . . . . .                 | In centre console beneath cubby box liner . . . . . 86     | 89   |
| Interior Relay 2 (K151) . . . . .                 | In centre console beneath cubby box liner . . . . . 86     | 89   |
| Left Antenna Amplifier (Z177) . . . . .           | LH rear of roof . . . . . 86                               | 125  |
| Left Condenser Fan Motor (M13) . . . . .          | Behind front grille . . . . . 86                           | 3    |
| Left Front Door Handle Switch (X138) . . . . .    | Inside respective front door at door handle . . . . . 86   |      |
| Left Front Door Key Switch (X201) . . . . .       | Inside respective front door near lock switch . . . . . 86 | 113  |
| Left Front Door Lock Actuator (M114) . . . . .    | Inside respective front door near lock switch . . . . . 76 | 112  |
| Left Front Door Lock Heater (B113) . . . . .      | Inside respective front door near lock switch . . . . . 86 | 112  |
| Left Front Height Sensor (X205) . . . . .         | Behind LH front wheel . . . . . 86                         | 42   |
| Left Front Wheel Speed Sensor (X137) . . . . .    | Behind LH front wheel . . . . . 86                         |      |
| Left Headlamp Level Unit (Z145) . . . . .         | Behind LH headlamp . . . . . 86                            |      |
| Left Heated Oxygen Sensor (X139) . . . . .        | Lower LH side of engine compartment . . . . . 86           | 36   |
| Left Heated Washer Jet (B118) . . . . .           | Mounted on the bonnet . . . . . 80                         | 6    |

| Component                                     | Manual   | View |
|---|--|------|
| Left Horn (K128) . . . . .                    | Behind LH side of front grille . . . . . 86                | 3    |
| Left Rear Door Lock Actuator (M117) . . . . . | Inside respective rear door . . . . . 76                   | 116  |
| Left Rear Door Switch (X142) . . . . .        | Middle of respective rear door jamb area . . . . . 86      |      |
| Left Rear Height Sensor (X206) . . . . .      | Behind LH rear wheel . . . . . 86                          | 43   |
| Left Rear Wheel Speed Sensor (X140) . . . . . | Behind LH rear wheel . . . . . 86                          |      |
| Left Rear Window Motor (M116) . . . . .       | Inside respective rear door . . . . . 86                   | 116  |
| Left Seat Heat Relay (K129) . . . . .         | In centre console beneath cubby box liner . . . . . 86     | 88   |
| Mass Air Flow Sensor (X105) . . . . .         | LH side of engine . . . . . 19                             | 13   |
| Memory Seat ECU (Z146) . . . . .              | Underside of driver seat . . . . . 86                      | 96   |
| Memory Seat Fuse (P115) . . . . .             | Beneath driver seat . . . . . 86                           | 103  |
| MFI Data Link Connector (X127) . . . . .      | Beneath RH front seat . . . . . 19                         | 106  |
| Oil Pressure Switch (X149) . . . . .          | Front RH side of engine on oil pump housing . . . . . 86   |      |
| Park/Neutral Position Switch (X167) . . . . . | Beneath vehicle on LH side of transmission . . . . . 86    |      |
| Passenger Door Lock Actuator (M118) . . . . . | Inside respective front door near lock switch . . . . . 76 |      |
| Passenger Door Switch (X150) . . . . .        | Top of respective door jamb area . . . . . 86              |      |
| Passenger Seat Relay (K131) . . . . .         | Beneath driver seat . . . . . 86                           | 102  |
| Passenger Underseat Fuse Box (P116) . . . . . | Beneath front passenger seat . . . . . 86                  | 104  |
| Passenger Window Motor (M133) . . . . .       | Inside respective front door . . . . . 86                  | 111  |
| Radio Amplifier (Z175) . . . . .              | RH side of luggage compartment . . . . . 86                | 120  |
| Rear Screen Noise Suppressor (Z152) . . . . . | RH rear corner of roof . . . . . 86                        |      |
| Rear Screen Wash Pump (M119) . . . . .        | Passenger's rear corner of engine compartment . . . . . 86 | 23   |



| Component                                       | Manual   | View |
|---|--|------|
| Rear Wipe Delay Unit (Z154) (LHD) . . . . .     | Near steering column above lower dash panel . . . . . 86   | 69   |
| Rear Wipe Delay Unit (Z154) (RHD) . . . . .     | Near steering column above lower dash panel . . . . . 86   | 71   |
| Rear Wiper Motor (M120) . . . . .               | Centre rear of roof . . . . . 86                           | 122  |
| Refrigerator Fuse (P121) . . . . .              | RH side of luggage compartment . . . . . 86                |      |
| Refrigerator Relay (K148) . . . . .             | RH side of luggage compartment . . . . . 86                |      |
| Reservoir Pressure Switch (X204) . . . . .      | Beneath LH side of vehicle . . . . . 86                    | 44   |
| Reverse Switch (X157) . . . . .                 | On top of transmission . . . . . 86                        | 33   |
| Right Antenna Amplifier (Z178) . . . . .        | RH rear of roof . . . . . 86                               | 125  |
| Right Condenser Fan Motor (M121) . . . . .      | Behind front grille . . . . . 86                           | 4    |
| Right Front Door Handle Switch (X159) . . . . . | Inside respective front door at door handle . . . . . 86   |      |
| Right Front Door Key Switch (X202) . . . . .    | Inside respective front door near lock switch . . . . . 86 | 113  |
| Right Front Door Lock Actuator (M122) . . . . . | Inside respective front door near lock switch . . . . . 76 | 112  |
| Right Front Door Lock Heater (B126) . . . . .   | Inside respective front door near lock switch . . . . . 86 | 112  |
| Right Front Height Sensor (X207) . . . . .      | Behind RH front wheel . . . . . 86                         | 42   |
| Right Front Inboard Brake Pad (B129) . . . . .  | in RH front brake caliper . . . . . 70                     | 40   |
| Right Front Wheel Speed Sensor (X158) . . . . . | Behind RH front wheel . . . . . 86                         |      |
| Right Headlamp Level Unit (Z155) . . . . .      | Behind RH headlamp . . . . . 86                            |      |
| Right Heated Oxygen Sensor (X160) . . . . .     | Lower RH side of engine compartment . . . . . 86           | 37   |
| Right Heated Washer Jet (B132) . . . . .        | Mounted on the bonnet . . . . . 80                         | 5    |
| Right Horn (K134) . . . . .                     | Behind RH side of front grille . . . . . 86                | 4    |

| Component                                    | Manual  | View         |
|--|---|--------------|
| Right Rear Door Lock Actuator (M125) .....   | Inside respective rear door .....   | 76 ..... 116 |
| Right Rear Door Switch (X163) .....          | Middle of respective rear door jamb area .....                                  | 86           |
| Right Rear Height Sensor (X208) .....        | Behind RH rear wheel .....  | 86 ..... 43  |
| Right Rear Inboard Brake Pad (B135) .....    | In RH rear brake caliper .....  | 70 ..... 40  |
| Right Rear Wheel Speed Sensor (X161) .....   | Behind RH rear wheel .....  | 86           |
| Right Rear Window Motor (M124) .....         | Inside respective rear door .....   | 86 ..... 116 |
| Right Seat Heat Relay (K135) .....           | In centre console beneath cubby box liner .....                                 | 86 ..... 88  |
| Screen Wash Fluid Level Switch (X165) .....  | Passenger's rear corner of engine compartment inside wash fluid reservoir ..... | 86 ..... 22  |
| Seat Base Motor (M126) ....                  | Underside of respective front seat .....  | 86 ..... 97  |
| Seat Height (Front) Motor (M127) .....       | Underside of respective front seat .....  | 86 ..... 97  |
| Seat Height (Rear) Motor (M128) .....        | Underside of respective front seat .....  | 86 ..... 98  |
| Seat Recline Motor (M129) ..                 | Underside of respective front seat .....  | 86 ..... 98  |
| Seatbelt And Speed Warning Unit (Z156) ..... | LH side above lower dash panel .....  | 86 ..... 62  |
| Sounder Relay (K160) .....                   | Behind driver's side of dash .....  | 86 ..... 64  |
| Speed Trip Module (Z164) ..                  | RH side behind footwell trim panel .....  | 86 ..... 55  |
| Starter (M134) .....                         | Lower RH side of engine .....   | 86           |
| Starter Solenoid (K136) ....                 | Lower RH side of engine .....   | 86           |
| Starter Solenoid Relay (K137) (LHD) .....    | Near steering column above lower dash panel .....                               | 86 ..... 73  |
| Starter Solenoid Relay (K137) (RHD) .....    | Near steering column above lower dash panel .....                               | 86 ..... 72  |

| Component   | Manual   | View     |
|---|--|----------|
| Stop Lamp Switch (X168) ... On brake pedal support above lower dash panel ..... | 86 .....   | 67       |
| Stop Lamp Switch Noise Suppressor (Z159) .....                                  | Near steering column above lower dash panel .....              | 86 ..... |
| Subwoofer Amplifier (Z176) .....  | RH side of luggage compartment .....                           | 86 ..... |
| Sunroof Control Unit (Z162) .....   | Front centre of roof .....                                     | 86 ..... |
| Sunroof Load Relay (K138) (LHD) .....   | LH side behind footwell trim panel .....                       | 86 ..... |
| Sunroof Load Relay (K138) (RHD) .....   | RH side behind footwell trim panel .....                       | 86 ..... |
| Sunroof Motor (M131) .....  | Front centre of roof .....                                     | 86 ..... |
| Tailgate Lock Actuator (M132) .....   | Lower centre of rear screen .....                              | 76 ..... |
| Tailgate Switch (X170) .....  | Top LH side of rear screen opening .....                       | 86       |
| Theft Alarm Relay (K159) ...  | Behind driver's side of dash .....                             | 86 ..... |
| Theft Alarm Unit (Z163) ...   | Behind driver's side of dash .....                             | 86 ..... |
| Throttle Position Sensor (X171) .....   | Top centre of engine .....                                     | 19 ..... |
| Trailer Auxiliary Socket (X172) .....   | Behind RH side of rear bumper .....                            | 86 ..... |
| Transfer Box Oil Temperature Switch (X174) .....                                | In transfer box .....  | 86       |
| Transfer Box Position Switch (X175) .....                                       | Top RH side of transfer box .....                              | 86       |
| Transfer Box Solenoid (K154) .....  | In transfer box .....  | 86       |
| Transmission Range Selector Illumination Relay (K104) .....                     | Near steering column above lower dash panel .....              | 86 ..... |
| Transmission Range Selector Switch (Z110) ...                                   | Beneath centre console near transmission range selector .....  | 86 ..... |
| Tune Select Resistor (K140) .....   | Beneath RH front seat .....                                    | 86 ..... |
| Vehicle Speed Sensor (X190) .....   | On LH frame rail beneath centre of passenger compartment ..... | 86 ..... |

| <b>Component</b>   | <b>Manual</b> | <b>View</b> |
|--|---------------|-------------|
| Vehicle Speed Sensor<br>Buffer (Z160) (LHD) . . . . . LH side behind footwell trim panel . . . . . | 86 . . . . .  | 51          |
| Vehicle Speed Sensor<br>Buffer (Z160) (RHD) . . . . . RH side behind footwell trim panel . . . . . | 86 . . . . .  | 58          |
| Warning Lamp Relay (K155) . Beneath RH front seat . . . . .  | 86 . . . . .  | 109         |
| Warning Lamps Check Unit<br>(Z161) . . . . . LH side above lower dash panel . . . . .              | 86 . . . . .  | 59          |
| Winch Solenoid Relay 1<br>(K149) . . . . . On winch . . . . .                                      | 86            |             |
| Winch Solenoid Relay 2<br>(K150) . . . . . On winch . . . . .                                      | 86            |             |
| Window Lift ECU (Z147) . . . . In centre console beneath cubby box<br>liner . . . . .              | 86 . . . . .  | 89          |
| <br>   |               |             |
| <b>Connector</b>   | <b>Manual</b> | <b>View</b> |
| C100 (8-W) . . . . . RH rear corner of engine compartment . . . . .                                |               | 25          |
| C101 (1-B) . . . . . LH front corner of engine compartment . . . . .                               |               | 32          |
| C102 (1-B) . . . . . LH front corner of engine compartment . . . . .                               |               | 32          |
| C103 (3-B) . . . . . RH side of engine compartment mounted<br>to fender well . . . . .             |               | 26          |
| C108 (8-W) . . . . . LH side of engine . . . . .   |               | 12          |
| C109 (1-W) . . . . . RH rear corner of engine compartment . . . . .                                |               | 25          |
| C110 (2-W) . . . . . Passenger's rear corner of engine<br>compartment . . . . .                    |               | 21          |
| C111 (1-W) . . . . . Lower RH rear of engine above<br>transmission                                 |               |             |
| C115 (4-B) . . . . . Behind front grille near RH headlamp . . . . .                                |               | 1           |
| C116 (2-B) . . . . . Mounted to underside of RH inner fender<br>well . . . . .                     |               | 41          |
| C118 (4-B) . . . . . Behind front grille near LH headlamp . . . . .                                |               | 1           |
| C119 (2-B) . . . . . Mounted to underside of LH inner fender<br>well . . . . .                     |               | 41          |
| C122 (3-B) . . . . . LH front corner of engine compartment . . . . .                               |               | 31          |
| C123 (4-W) . . . . . RH rear corner of engine compartment . . . . .                                |               | 25          |
| C200 (3-U) . . . . . Centre of dash behind heater and A/C<br>control panel . . . . .               |               | 76          |
| C201 (2-W) . . . . . Near steering column above lower dash<br>panel . . . . .                      |               | 74          |

| Connector         | Manual   | View |
|-------------------|--|------|
| C202 (8-W) .....  | Behind centre of dash right of heater unit .....       | 78   |
| C204 (8-W) .....  | Behind centre of dash right of heater unit .....       | 79   |
| C208 (14-W) ..... | Behind LH side of dash above footwell trim panel ..... | 61   |
| C209 (3-W) .....  | Behind LH side of dash above footwell trim panel ..... | 61   |
| C210 (2-W) .....  | Behind RH side of dash above footwell trim panel ..... | 61   |
| C211 (13-W) ..... | Behind RH side of dash above footwell trim panel ..... | 61   |
| C212 (10-W) ..... | Near steering column above lower dash panel .....      | 74   |
| C214 (1-W) .....  | Centre of dash behind auxiliary switch panel .....     | 75   |
| C215 (1-W) .....  | Centre of dash behind auxiliary switch panel .....     | 75   |
| C216 (1-W) .....  | Centre of dash behind auxiliary switch panel .....     | 75   |
| C217 (8-W) .....  | RH side behind footwell trim panel .....               | 55   |
| C218 (20-W) ..... | Behind LH side of dash above lower dash panel .....    | 60   |
| C219 (4) .....    | Behind LH side of dash                                 |      |
| C220 (3) .....    | Behind centre of dash                                  |      |
| C222 (4-B) .....  | Behind centre of dash right of heater unit .....       | 78   |
| C300 (3-W) .....  | Beneath LH front seat .....                            | 99   |
| C301 (3-W) .....  | Beneath front passenger seat .....                     | 99   |
| C302 (2-U) .....  | In centre console beneath cubby box liner .....        | 86   |
| C303 (8-W) .....  | In centre console beneath cubby box liner .....        | 86   |
| C304 (8-W) .....  | In centre console beneath cubby box liner .....        | 87   |
| C305 (3-W) .....  | In centre console beneath cubby box liner .....        | 86   |
| C306 (1-WB) ..... | In centre console beneath cubby box liner .....        | 90   |

| Connector         | Manual  | View |
|-------------------|---|------|
| C307 (1-WB) ..... | In centre console beneath cubby box liner ..... | 90   |
| C311 (6-W) .....  | In centre console beneath cubby box liner ..... | 88   |
| C312 (2-W) .....  | In centre console beneath cubby box liner ..... | 87   |
| C313 (14-W) ..... | Beneath RH front seat .....                     | 108  |
| C314 (13-W) ..... | Beneath RH front seat .....                     | 108  |
| C315 (1-W) .....  | Beneath RH front seat .....                     | 109  |
| C400 (5-B) .....  | RH rear corner of roof .....                    | 124  |
| C402 (7-B) .....  | Behind RH side of rear bumper .....             | 48   |
| C403 (1-B) .....  | Behind RH side of rear bumper .....             | 48   |
| C404 (1-B) .....  | Behind RH side of rear bumper .....             | 48   |
| C405 (5-B) .....  | RH rear corner of roof                          |      |
| C406 (1-B) .....  | RH side of luggage compartment .....            | 121  |
| C407 (3-B) .....  | Beneath LH rear of vehicle near fuel tank ..... | 47   |
| C411 (3-B) .....  | Beneath centre rear of vehicle .....            | 46   |
| C413 (1) .....    | RH side of luggage compartment                  |      |
| C414 (6-W) .....  | RH rear corner of roof                          |      |
| C500 (8-W) .....  | LH side behind footwell trim panel .....        | 52   |
| C501 (13-W) ..... | LH side behind footwell trim panel .....        | 52   |
| C502 (5-W) .....  | Top front of LH front door near mirror .....    | 110  |
| C503 (5-U) .....  | Top front of LH front door near mirror .....    | 110  |
| C504 (2-W) .....  | LH side behind footwell trim panel .....        | 52   |
| C600 (8-W) .....  | RH side behind footwell trim panel .....        | 54   |
| C601 (13-W) ..... | RH side behind footwell trim panel .....        | 54   |
| C602 (5-W) .....  | Top front of RH front door near mirror .....    | 110  |
| C603 (5-U) .....  | Top front of RH front door near mirror .....    | 110  |
| C604 (2-W) .....  | RH side behind footwell trim panel .....        | 54   |
| C700 (4-W) .....  | In bottom of LH B-post behind trim panel .....  | 114  |
| C701 (3-W) .....  | In bottom of LH B-post behind trim panel .....  | 114  |
| C702 (5-B) .....  | Inside front of LH rear door .....              | 115  |
| C800 (4-W) .....  | In bottom of RH B-post behind trim panel .....  | 114  |
| C801 (3-W) .....  | In bottom of RH B-post behind trim panel .....  | 114  |

| <b>Connector</b> |   | <b>Manual</b> | <b>View</b> |
|------------------|---|---------------|-------------|
| C802 (5-B)       | Inside front of RH rear door                      |               | 115         |
| <b>Ground</b>    |   | <b>Manual</b> | <b>View</b> |
| E100             | RH side of engine compartment                     |               | 30          |
| E101             | LH side of engine compartment                     |               | 16          |
| E102             | Lower LH rear of engine below valve cover         |               |             |
| E103             | RH rear of engine below valve cover               |               |             |
| E104             | Lower RH rear of engine compartment on frame rail |               |             |
| E105             | Behind RH front wheel                             |               | 34          |
| E106             | LH rear of engine below valve cover               |               |             |
| E107             | LH rear of engine compartment on bonnet hinge     |               |             |
| E108             | Behind RH side of radiator on frame rail          |               |             |
| E109             | Driver's rear corner of engine compartment        |               | 18          |
| E200             | LH side behind footwell trim panel                |               | 53          |
| E201             | RH side behind footwell trim panel                |               | 53          |
| E202             | Centre of dash behind radio                       |               |             |
| E300             | Beneath LH front seat                             |               | 101         |
| E301             | Beneath driver seat                               |               | 102         |
| E302             | In centre console beneath cubby box liner         |               | 86          |
| E303             | Front centre of roof                              |               | 118         |
| E304             | Beneath RH front seat                             |               | 109         |
| E400             | RH rear corner of roof                            |               | 124         |
| E401             | LH rear corner of roof                            |               | 123         |
| E403             | Centre rear of roof                               |               | 122         |
| E404             | Beneath LH rear of vehicle near fuel tank         |               | 47          |
| E405             | Behind RH rear wheel                              |               | 39          |
| E406             | RH side of luggage compartment                    |               | 120         |

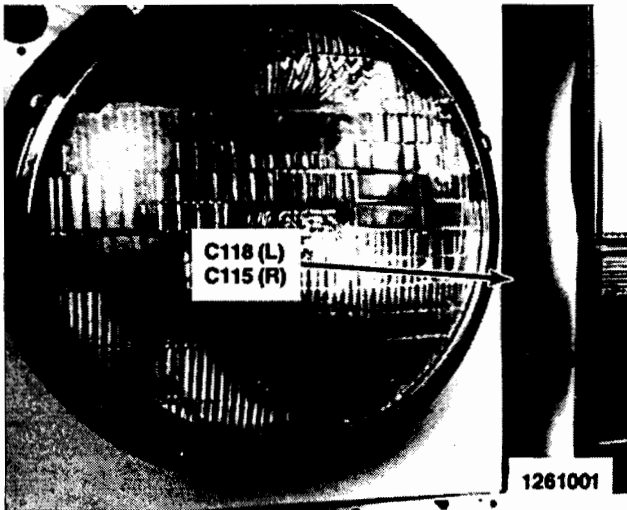
**Splice**

**Manual**

**View**


|            |                                 |
|------------|---------------------------------|
| HJ1 .....  | Behind driver's side of dash    |
| HJ2 .....  | Behind driver's side of dash    |
| HJ3 .....  | Behind centre of dash           |
| HJ4 .....  | Behind centre of dash           |
| HJ5 .....  | Behind centre of dash           |
| HJ6 .....  | Behind passenger's side of dash |
| HJ7 .....  | Behind driver's side of dash    |
| HJ8 .....  | Behind centre of dash           |
| HJ9 .....  | Behind passenger's side of dash |
| HJ10 ..... | Behind LH side of dash          |
| HJ11 ..... | Behind LH side of dash          |






1. Behind front grille near LH headlamp (RH similar)

C115 (4-B)  
C118 (4-B)




2. Behind RH side of front grille

X133 Heated Washer Jets Thermoswitch



3. Behind LH side of front grille


K128 Left Horn  
M113 Left Condenser Fan Motor




4. Behind RH side of front grille

K134 Right Horn  
M121 Right Condenser Fan Motor


**Z5 ETM**




5. Rear of engine compartment  
B132 Right Heated Washer Jet




6. Rear of engine compartment  
B118 Left Heated Washer Jet




7. Rear of engine compartment  
M112 Idle Air Control Valve




8. Front RH side of engine  
K107 Compressor Clutch




9. Front centre of engine  
X128 Engine Fuel Temperature Sensor



10. Front centre of engine  
X113 Condenser Fan Coolant Temperature Switch  
X114 Engine Coolant Temperature Gauge Sensor




11. Front centre of engine  
X126 Engine Coolant Temperature Sensor  
Z125 Distributor  
Z139 Ignition Control Module




12. LH front corner of engine  
C108 (8-W)  
Z106 Generator

**Z5 ETM**




13. LH side of engine

- X105 Mass Air Flow Sensor
- X171 Throttle Position Sensor




14. LH front of engine compartment

- X108 Automatic Transmission Oil Temperature Switch




15. LH front corner of engine compartment

- M103 Cruise Control Vacuum Pump




16. LH side of engine compartment


- E101
- Z140 Ignition Coil
- Z141 Ignition Coil Suppression Capacitor




17. LH rear corner of engine compartment  
X110 Bonnet Switch



18. Driver's rear corner of engine compartment  
E109




19. Driver's rear corner of engine compartment  
K162 ETC Valve Block  
X111 Brake Fluid Level Switch  
Z103 ABS Booster Unit



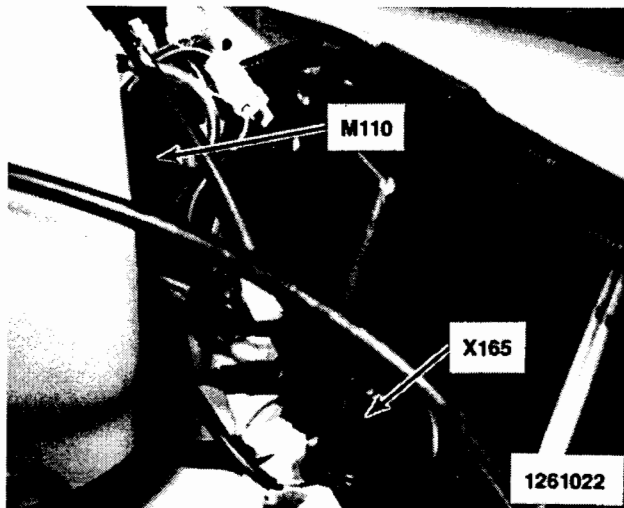
20. Driver's rear corner of engine compartment  
M102 ABS Hydraulic Pump  
Z104 ABS Pressure Switch Unit

**Z5 ETM**



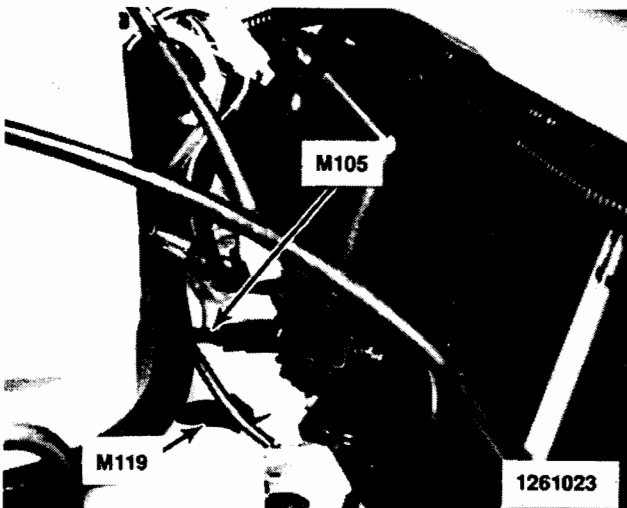
21. Passenger's rear corner of engine compartment

- C110 (2-W)
- X212 Alarm Bonnet Switch




22. Passenger's rear corner of engine compartment

- M110 Headlamp Wash Pump
- X165 Screen Wash Fluid Level Switch




23. Passenger's rear corner of engine compartment

- M105 Front Screen Wash Pump
- M119 Rear Screen Wash Pump



24. Passenger's rear corner of engine compartment (cover removed)

- Z136 Headlamp Wash Timer Unit




25. RH rear corner of engine compartment

- C100 (8-W)
- C109 (1-W)
- C123 (4-W)



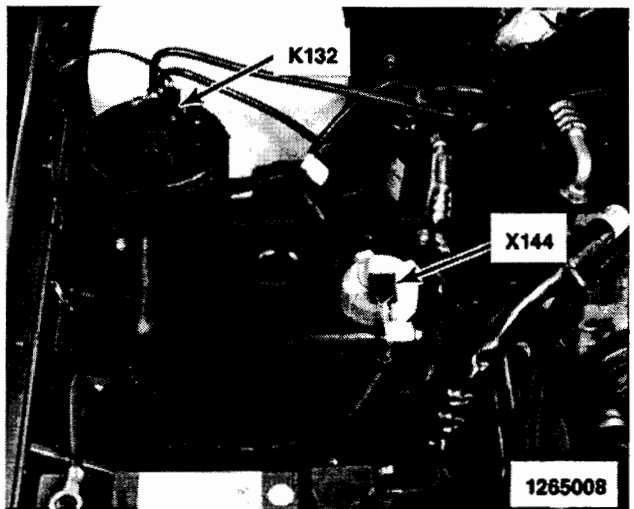
26. RH side of engine compartment

- C103 (3-B)



27. RH side of engine compartment


- X102 A/C Dual Pressure Switch




28. RH side of engine compartment

- K132 Canister Purge Valve
- X144 Engine Coolant Level Switch


# Z5 ETM




29. RH side of engine compartment  
P113 Fusible Links



30. RH side of engine compartment  
E100




31. LH front corner of engine compartment  
C122 (3-B)




32. LH front corner of engine compartment  
C101 (1-B)  
C102 (1-B)

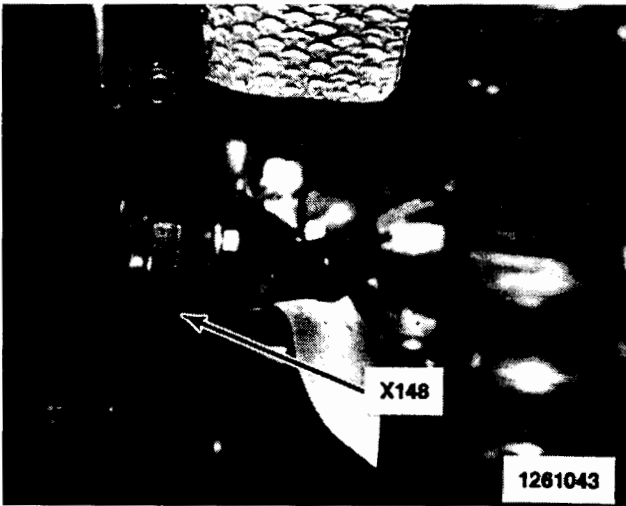




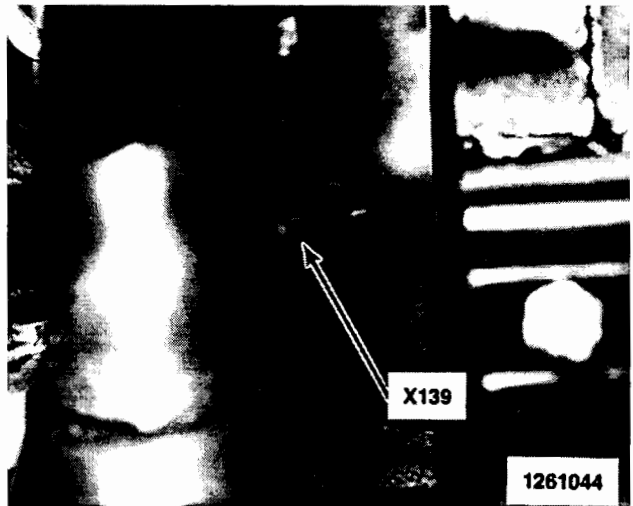
33. On top of transmission  
X157 Reverse Switch



34. Beneath vehicle behind RH front wheel  
E105

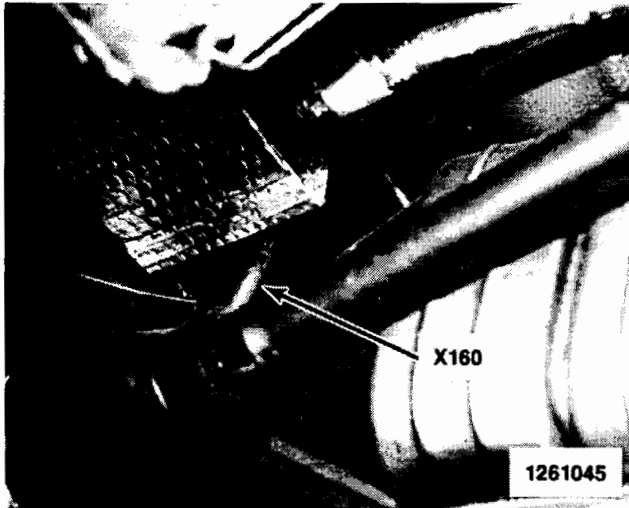


35. Beneath vehicle right of oil pan  
X148 Engine Oil Level Sensor




36. Beneath vehicle front of LH catalytic converter  
X139 Left Heated Oxygen Sensor


**Z5 ETM**




37. Beneath vehicle front of RH catalytic converter  
X160 Right Heated Oxygen Sensor



38. Beneath vehicle at LH frame rail  
X190 Vehicle Speed Sensor



39. Beneath vehicle behind RH rear wheel  
E405




40. Beneath vehicle behind RH rear wheel (RH front wheel similar)  
B129 Right Front Inboard Brake Pad  
B135 Right Rear Inboard Brake Pad



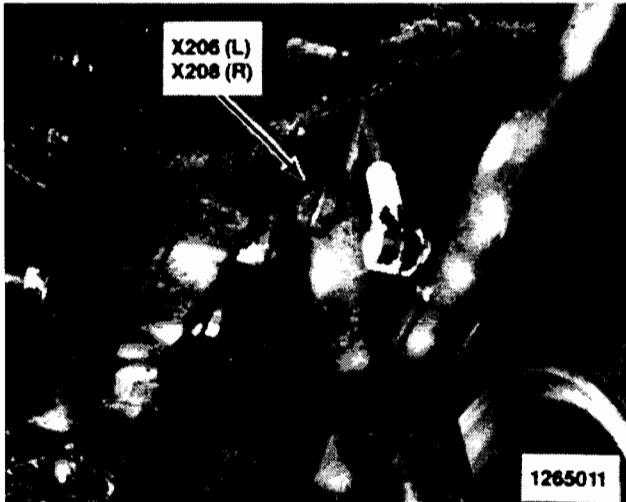
41. Behind LH side of front bumper (RH similar)

C116 (2-B)  
C119 (2-B)




42. Behind RH front wheel (LH similar)

X205 Left Front Height Sensor  
X207 Right Front Height Sensor



43. Behind LH rear wheel (RH similar)


X206 Left Rear Height Sensor  
X208 Right Rear Height Sensor




44. Beneath LH side of vehicle

X204 Reservoir Pressure Switch


**Z5 ETM**



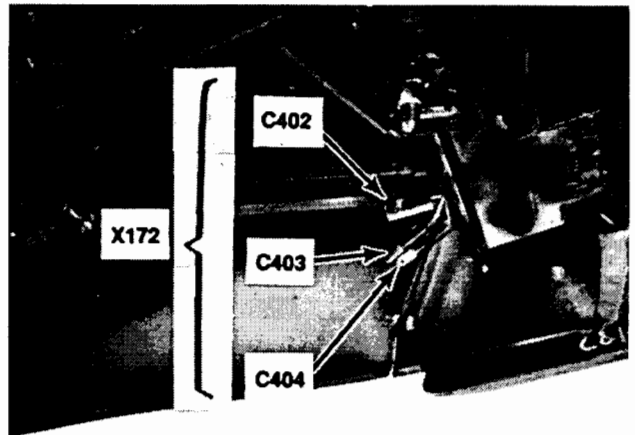
45. Beneath RH side of vehicle  
 K163 Air Valve Block  
 M140 Air Suspension Compressor




46. Beneath centre rear of vehicle  
 C411 (3-B)



47. Beneath LH rear of vehicle near fuel tank  
 C407 (3-B)  
 E404




48. Behind RH side of rear bumper  
 C402 (7-B)  
 C403 (1-B)  
 C404 (1-B)  
 X172 Trailer Auxiliary Socket




49. LH side behind footwell trim panel (RHD)

- K108 Compressor Clutch Relay
- K124 Heater And A/C Load Relay
- Z101 A/C Diode Pack



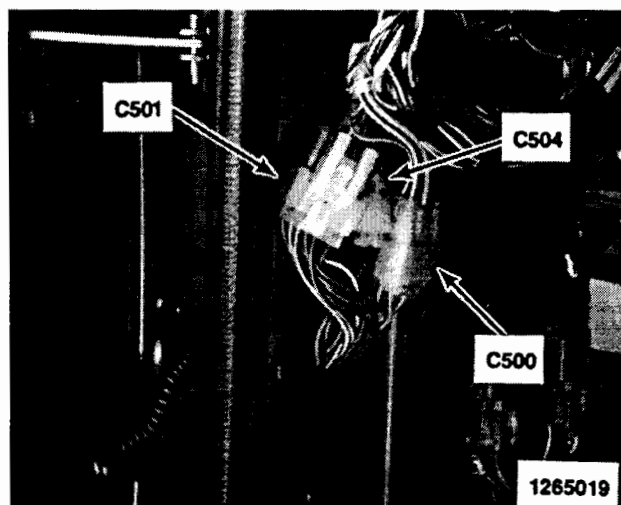
50. LH side behind footwell trim panel (RHD)

- K109 Condenser Fan Relay
- K125 Heater Or A/C Relay



51. LH side behind footwell trim panel (LHD)

- K105 Auxiliary Lamps Relay
- K138 Sunroof Load Relay
- Z122 Daytime Running Lamps Control Unit
- Z160 Vehicle Speed Sensor Buffer



52. LH side behind footwell trim panel


- C500 (8-W)
- C501 (13-W)
- C504 (2-W)

# Z5 ETM



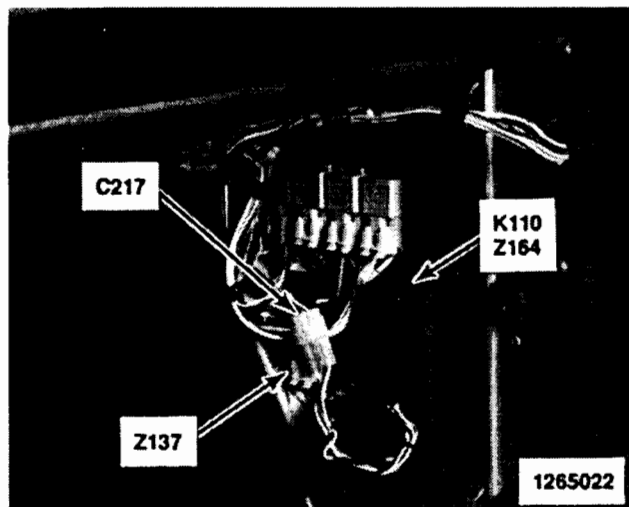
53. LH side behind footwell trim panel

- E200
- E201



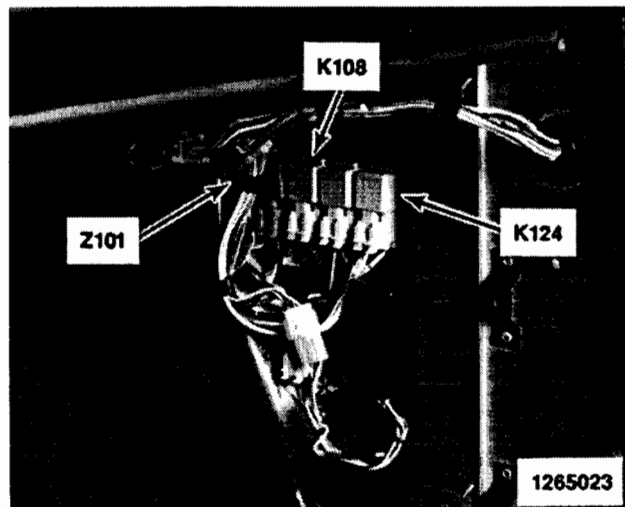
54. RH side behind footwell trim panel

- C600 (8-W)
- C601 (13-W)
- C604 (2-W)



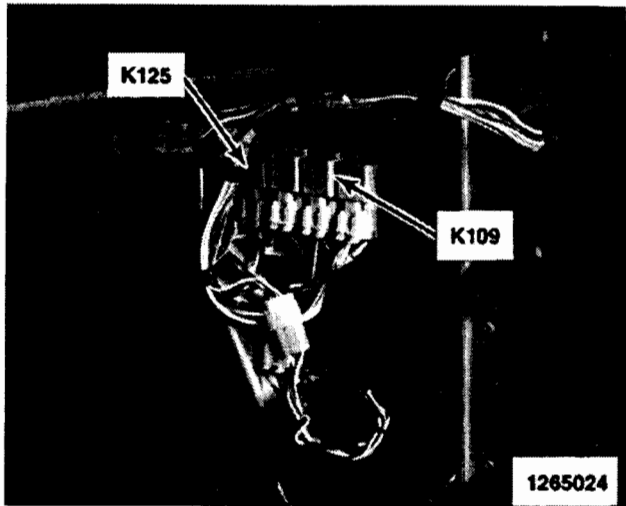
55. RH side behind footwell trim panel

- C217 (8-W)
- K110 Cruise Control Lockout Relay
- Z137 Heated Front Screen Timer Unit
- Z164 Speed Trip Module



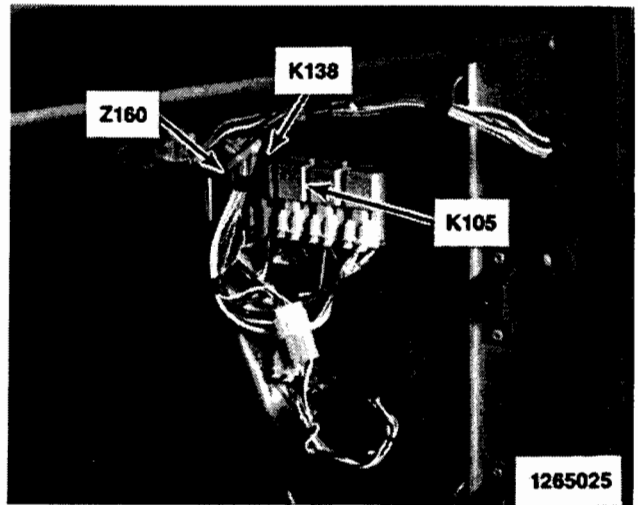
56. RH side behind footwell trim panel (LHD)

- K108 Compressor Clutch Relay
- K124 Heater And A/C Load Relay
- Z101 A/C Diode Pack




57. RH side behind footwell trim panel (LHD)

- K109 Condenser Fan Relay
- K125 Heater Or A/C Relay




58. RH side behind footwell trim panel (RHD)

- K105 Auxiliary Lamps Relay
- K138 Sunroof Load Relay
- Z160 Vehicle Speed Sensor Buffer



59. Behind LH side of dash (lower dash panel removed)


- Z161 Warning Lamps Check Unit



60. Behind LH side of dash (lower dash panel removed)


- C218 (20-W)
- X106 Alarm Connector
- Z127 Engine Oil Level Monitor Unit

**Z5 ETM**




61. Behind LH side of dash (RH similar)  
(lower dash panel removed)

- C208 (14-W)
- C209 (3-W)
- C210 (2-W)
- C211 (13-W)



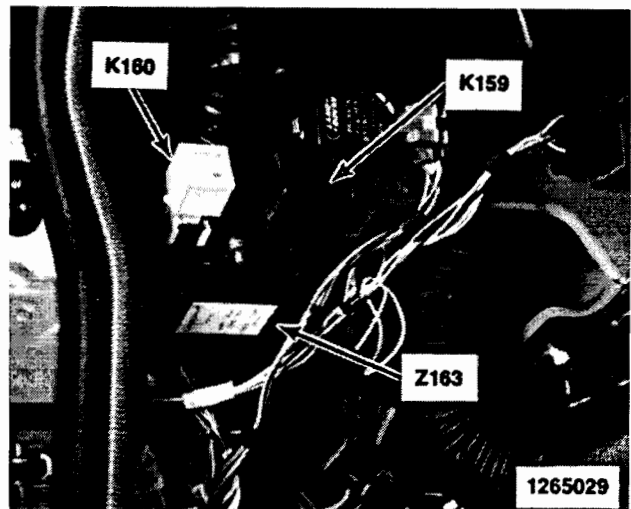
62. Behind LH side of dash (lower dash panel removed)

- Z156 Seatbelt And Speed Warning Unit



63. Behind driver's side of dash (lower dash panel removed)


- X200 Clutch Switch



64. Behind driver's side of dash (lower dash panel removed)


- K159 Theft Alarm Relay
- K160 Sounder Relay
- Z163 Theft Alarm Unit





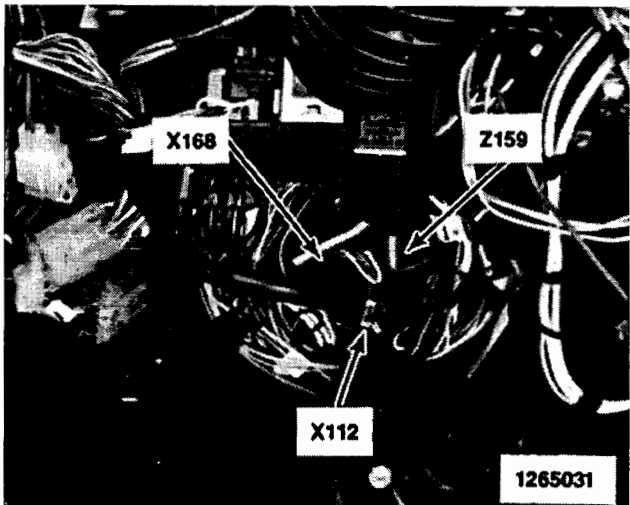
65. Behind driver's side of dash (lower dash panel removed)

- Z109 Audible Warning Unit
- Z128 Flasher Unit



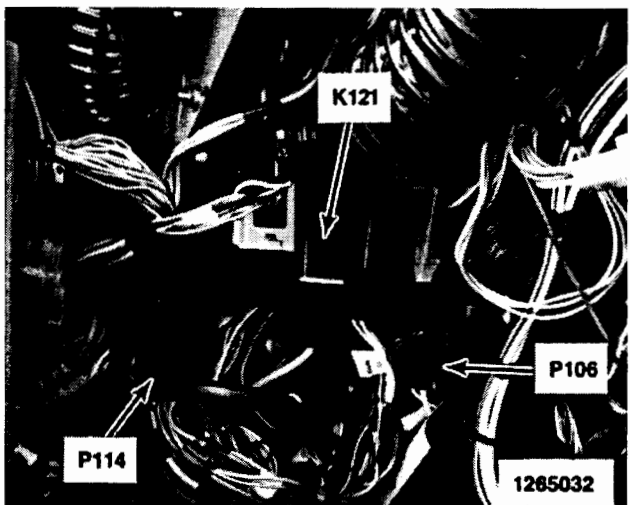
66. Near steering column (lower dash panel removed)

- Z113 Central Locking Control Unit



67. Near steering column (lower dash panel removed)

- X112 Brake Switch Vent Valve
- X168 Stop Lamp Switch
- Z159 Stop Lamp Switch Noise Suppressor



68. Near steering column (lower dash panel removed) (LHD)

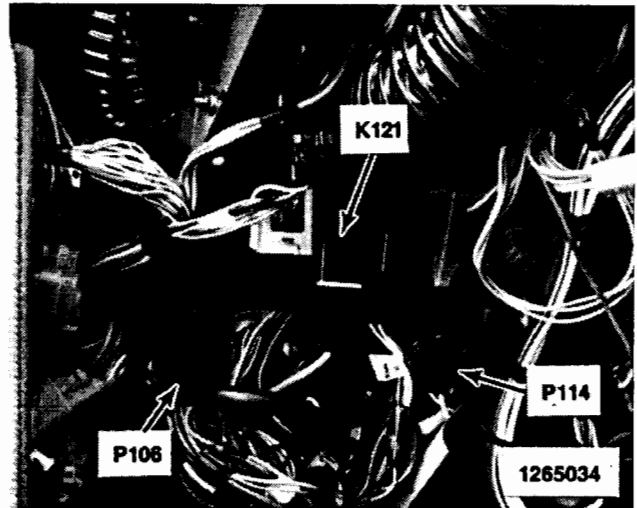
- K121 Heated Front Screen Relay
- P106 Crank Fuse
- P114 Heated Front Screen Fuse Block

**Z5 ETM**




69. Near steering column (lower dash panel removed) (LHD)

- K104 Transmission Range Selector Illumination Relay
- Z131 Front Wipe Delay Unit
- Z144 Interior Lamps Delay Unit
- Z154 Rear Wipe Delay Unit




70. Near steering column (lower dash panel removed) (RHD)

- K121 Heated Front Screen Relay
- P106 Crank Fuse
- P114 Heated Front Screen Fuse Block




71. Near steering column (lower dash panel removed) (RHD)

- K106 Brake Indicator Check Relay
- Z131 Front Wipe Delay Unit
- Z144 Interior Lamps Delay Unit
- Z154 Rear Wipe Delay Unit



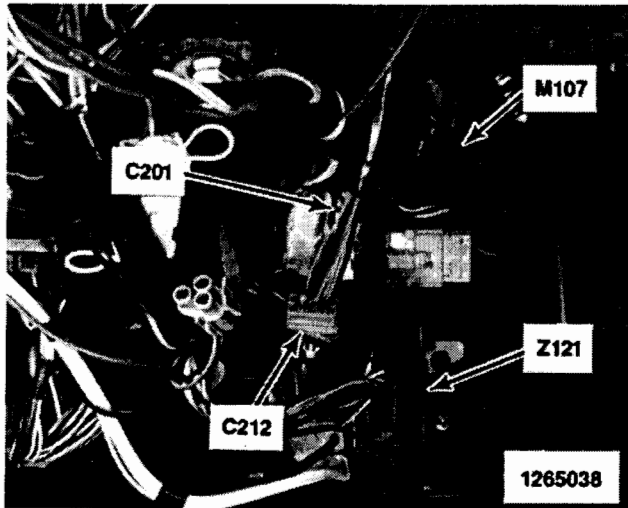
72. Near steering column (lower dash panel removed) (RHD)

- K120 Headlamp Relay
- K122 Heated Rear Screen Relay
- K127 Ignition Load Relay
- K137 Starter Solenoid Relay




73. Near steering column (lower dash panel removed) (first row of components removed) (LHD)

- K120 Headlamp Relay
- K122 Heated Rear Screen Relay
- K127 Ignition Load Relay
- K137 Starter Solenoid Relay




74. Near steering column (lower dash panel removed)

- C201 (2-W)
- C212 (10-W)
- M107 Front Wiper Motor
- Z121 Cruise Control ECU



75. Centre of dash behind auxiliary switch panel


- C214 (1-W)
- C215 (1-W)
- C216 (1-W)



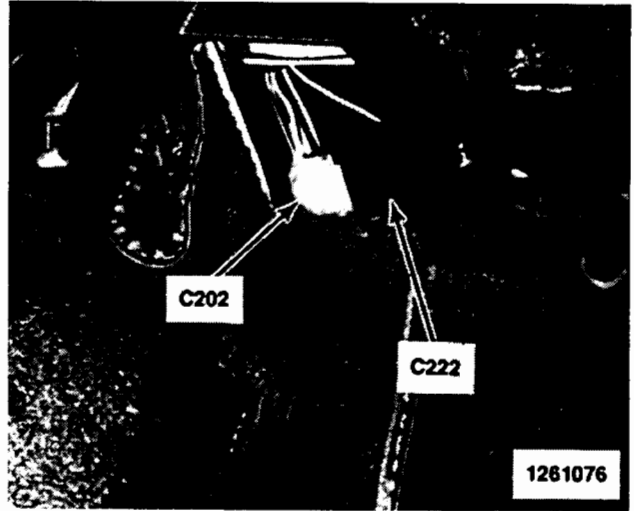
76. Centre of dash

- C200 (3-U)


**Z5 ETM**




77. Centre of dash (cover removed)  
P107 Dash Fuse Box



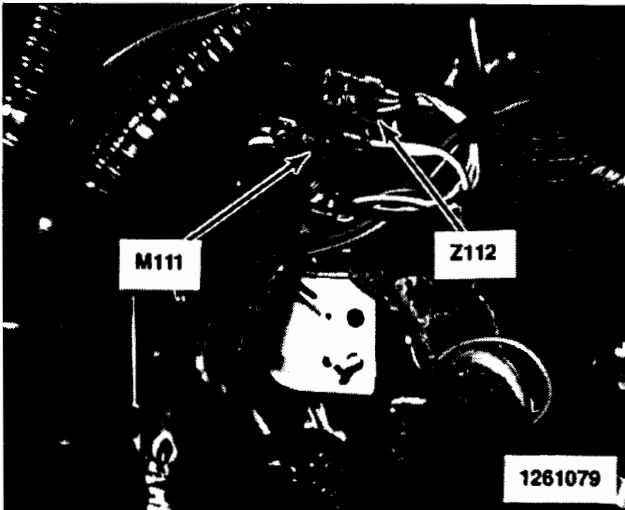
78. Behind centre of dash right of heater unit  
C202 (8-W)  
C222 (4-B)




79. Behind centre of dash right of heater unit  
C204 (8-W)



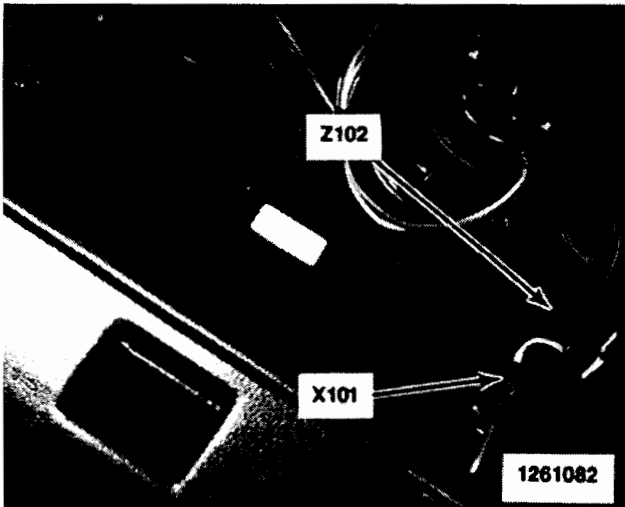
80. Driver's side of heater unit  
(evaporator and casing removed)  
K123 Heater Air Recirculation Solenoid




81. Behind passenger's side of dash RH side (evaporator and casing removed)  
M111 Heater Blower Motor  
Z112 Blower Resistor Unit



82. Behind passenger's side of dash (evaporator and casing removed)  
M101 A/C Blower Motors




83. Behind passenger's side of dash (evaporator and casing removed)  
X101 A/C Evaporator Temperature Sensor  
Z102 A/C Thermostat Unit

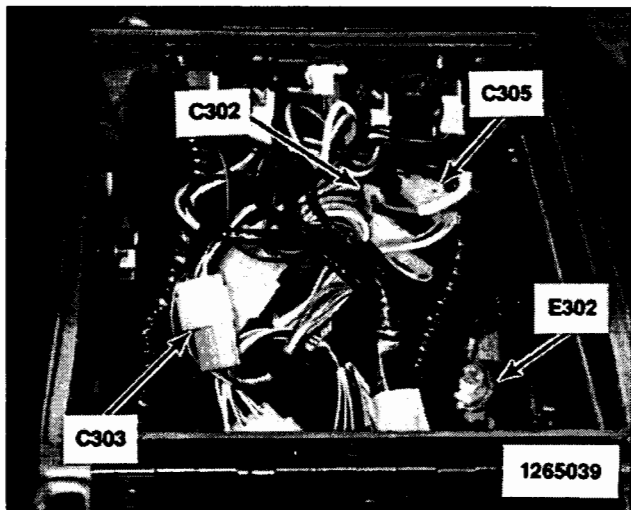


84. Behind RH side of dash (lower dash panel removed)  
Z124 Dim Dip Control Unit


**Z5 ETM**



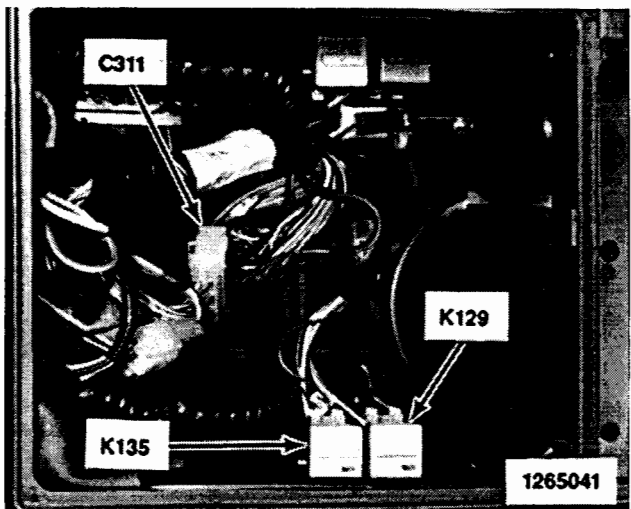
85. Beneath centre console near transmission range selector  
 Z110 Transmission Range Selector Switch



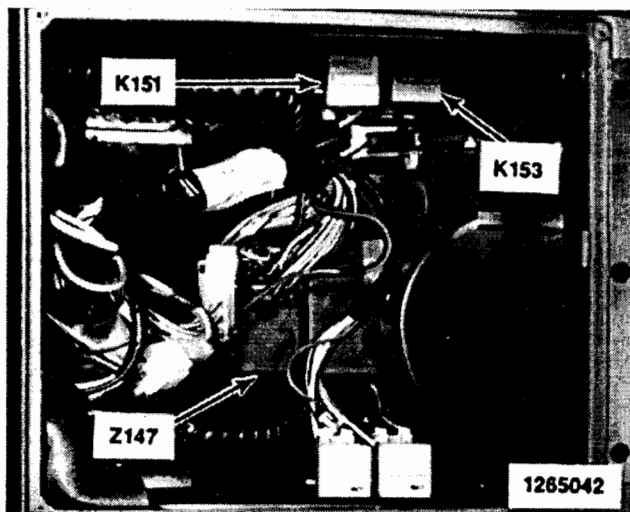
86. In centre console beneath cubby box liner  
 C302 (2-U)  
 C303 (8-W)  
 C305 (3-W)  
 E302



87. In centre console beneath cubby box liner  
 C304 (8-W)  
 C312 (2-W)  
 X191 Handbrake Switch

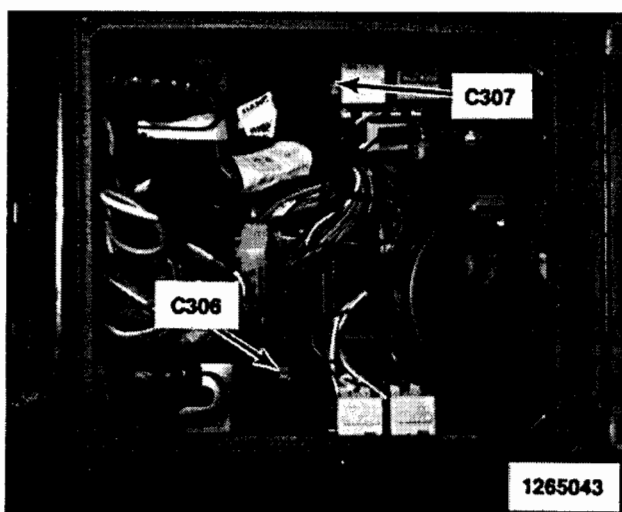


88. In centre console beneath cubby box liner  
 C311 (6-W)  
 K129 Left Seat Heat Relay  
 K135 Right Seat Heat Relay



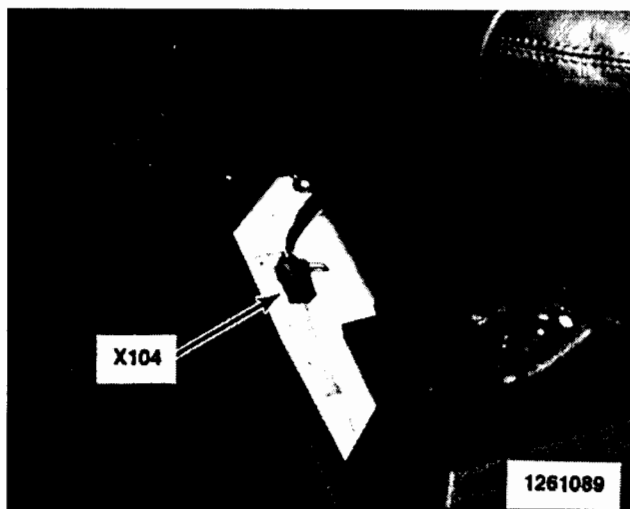
89. In centre console beneath cubby box liner

- K151 Interlock Relay 2
- K153 Interlock Relay 1
- Z147 Window Lift ECU




90. In centre console beneath cubby box liner

- C306 (1-WB)
- C307 (1-WB)



91. Beneath LH front seat (trim removed)


- X104 ABS Diagnostic Connector



92. At LH side of LH front seat (trim removed)


- K101 ABS Load Relay
- K102 ABS Pump Relay

**Z5 ETM**




93. At LH side of LH front seat (trim removed)

- K103 ABS Warning Relay
- P101 ABS Fuse Block




94. At RH side of RH front seat (trim removed)

- K158 Air Suspension Delay Relay
- P123 Air Suspension In Line Fuse
- Z133 Fuel Injection Fault Display Unit



95. At RH side of RH front seat (trim removed)

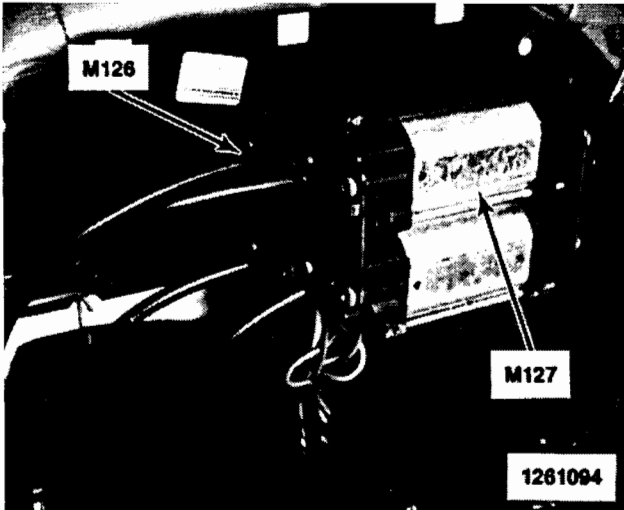
- K156 Air Suspension Compressor Relay
- P122 Air Suspension In Line Maxi Fuse




96. Underside of driver seat

- Z146 Memory Seat ECU







97. Underside of respective front seat  
 M126 Seat Base Motor  
 M127 Seat Height (Front) Motor



98. Underside of respective front seat  
 M128 Seat Height (Rear) Motor  
 M129 Seat Recline Motor

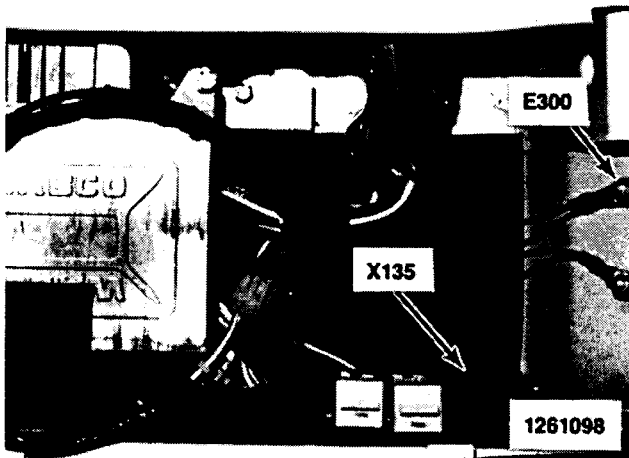


99. Beneath LH front seat (RH similar)  
 C300 (3-W)  
 C301 (3-W)



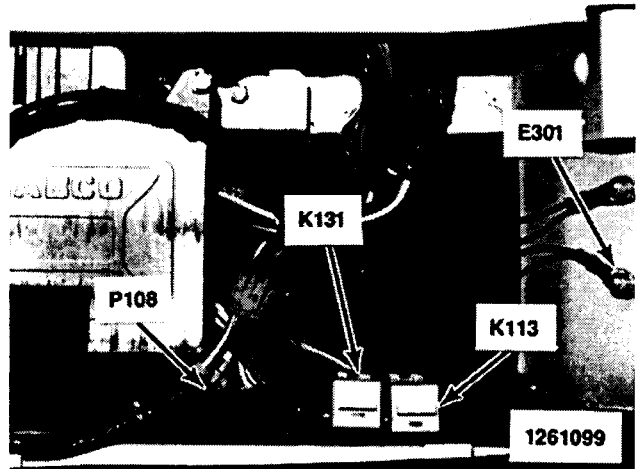
100. Beneath LH front seat  
 Z108 Anti-Lock Brake System ECU

Z5 ETM




101. Beneath LH front seat

- E300
- X135 Inertia Fuel Shutoff Switch




102. Beneath driver seat

- E301
- K113 Driver Seat Relay
- K131 Passenger Seat Relay
- P108 Driver Underseat Fuse Box




103. Beneath driver seat

- P115 Memory Seat Fuse




104. Beneath front passenger seat

- P116 Passenger Underseat Fuse Box



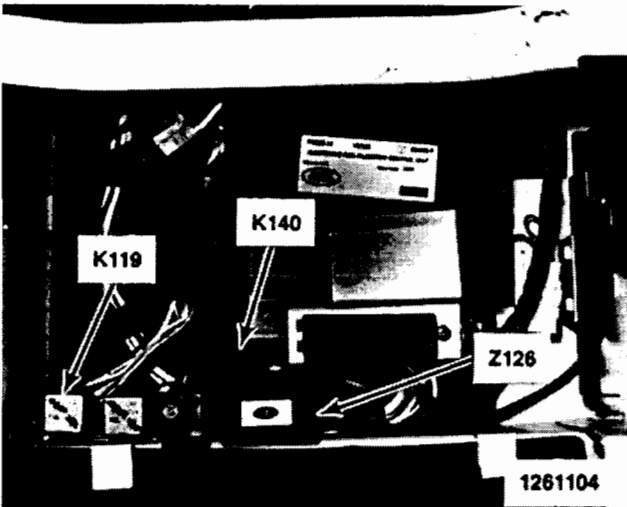
105. Beneath RH front seat

- P111 Fuel Injection Fuse
- P112 Fuel Pump Fuse
- Z132 Engine Control Module (ECM)



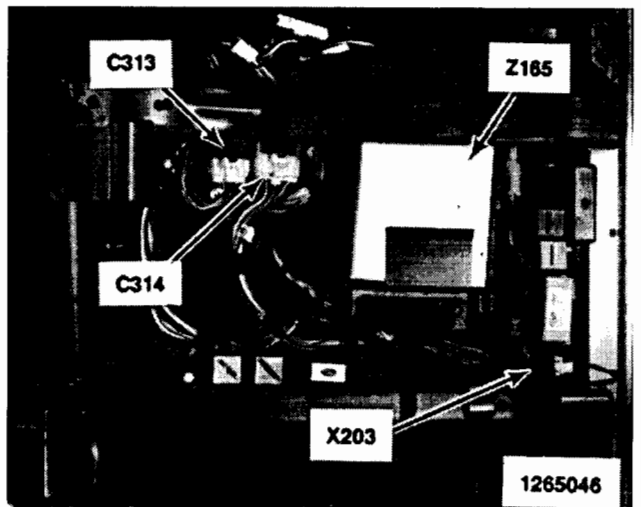
106. Beneath RH front seat

- K116 Fuel Injection Load Relay
- X127 MFI Data Link Connector
- Z118 Fan Control Module



107. Beneath RH front seat

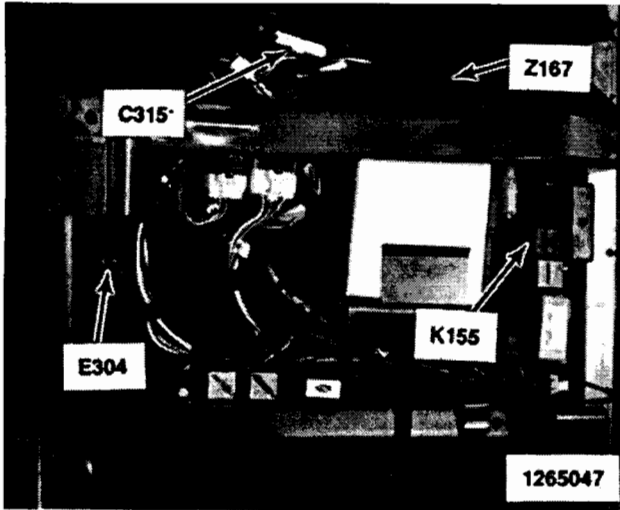
- K119 Fuel Pump Relay
- K140 Tune Select Resistor
- Z126 Emissions Maintenance Reminder Unit



108. Beneath RH front seat

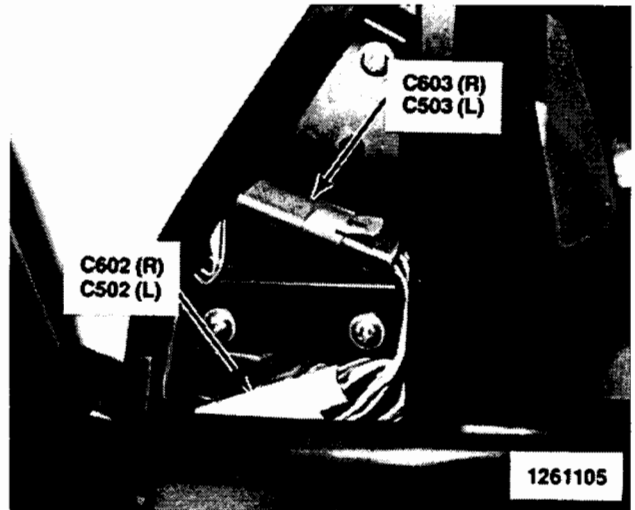
- C313 (14-W)
- C314 (13-W)
- X203 Disable Switch
- Z165 Air Suspension ECU

**Z5 ETM**




109. Beneath RH front seat

- C315 (1-W)
- E304
- K155 Warning Lamp Relay
- Z167 Air Suspension Diagnostic Connector



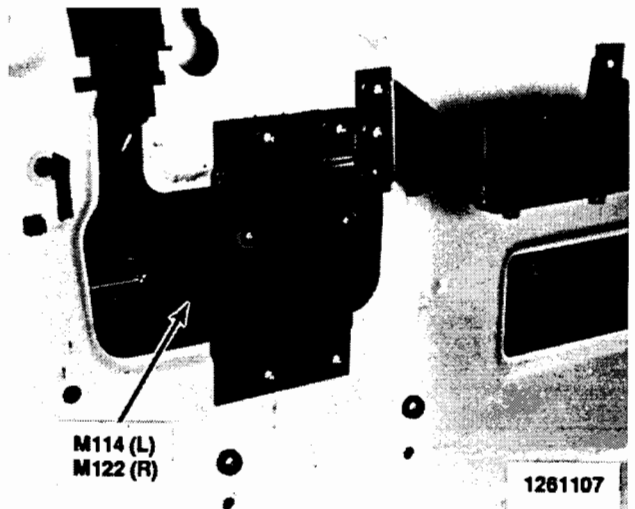
110. Top front of RH front door (LH similar)

- C502 (5-W)
- C503 (5-U)
- C602 (5-W)
- C603 (5-U)




111. Inside respective front door

- M130 Driver Window Motor
- M133 Passenger Window Motor

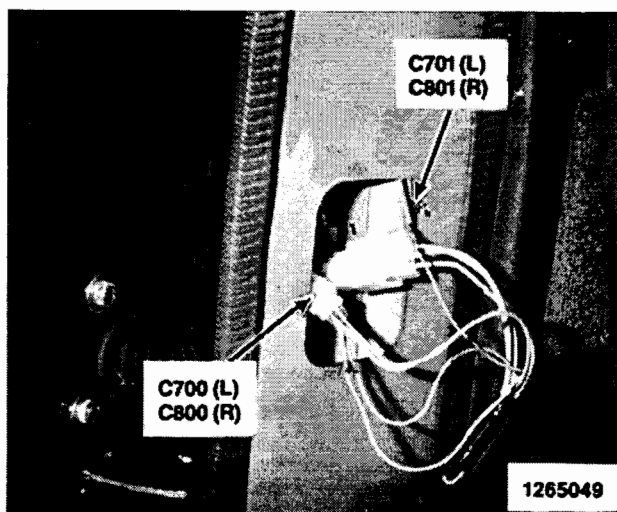


112. Inside respective front door

- B113 Left Front Door Lock Heater
- B126 Right Front Door Lock Heater
- M114 Left Front Door Lock Actuator
- M122 Right Front Door Lock Actuator




113. Inside respective front door  
X201 Left Front Door Key Switch  
X202 Right Front Door Key Switch



114. In bottom of LH B-post (RH similar)  
C700 (4-W)  
C701 (3-W)  
C800 (4-W)  
C801 (3-W)




115. Inside front of LH rear door (RH similar)  
C702 (5-B)  
C802 (5-B)



116. Inside respective rear door  
M116 Left Rear Window Motor  
M117 Left Rear Door Lock Actuator  
M124 Right Rear Window Motor  
M125 Right Rear Door Lock Actuator


**Z5 ETM**



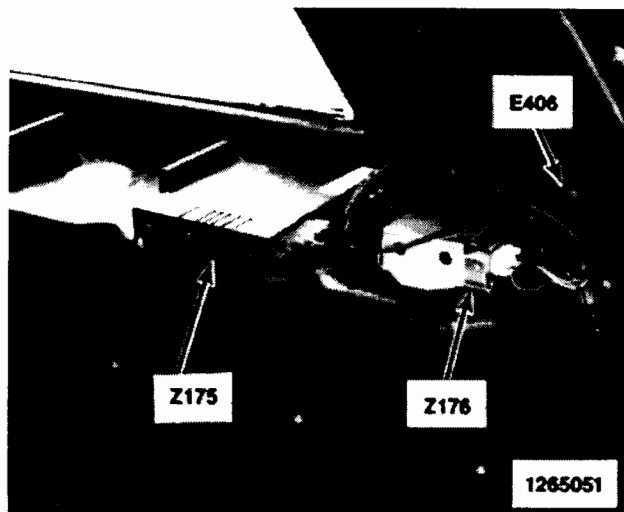
117. Front centre of roof  
X213 Alarm Sensor



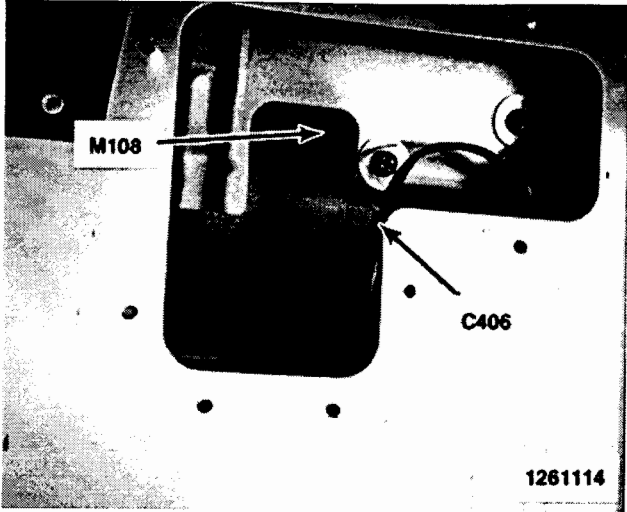
118. Front centre of roof  
E303  
M131 Sunroof Motor  
Z162 Sunroof Control Unit




119. Centre of luggage compartment  
Z134 Fuel Tank Unit




120. RH side of luggage compartment  
E406  
Z175 Radio Amplifier  
Z176 Subwoofer Amplifier




121. RH side of luggage compartment  
C406 (1-B)  
M108 Fuel Flap Actuator



122. Centre rear of roof  
E403  
M120 Rear Wiper Motor




123. LH rear corner of roof  
E401




124. RH rear corner of roof  
C400 (5-B)  
E400

**Z5 ETM**



125. RH rear of roof (LH similar)


Z177 Left Antenna Amplifier  
 Z178 Right Antenna Amplifier



126. Lower centre of rear screen (cover removed)


M132 Tailgate Lock Actuator

**1994 NAS ONLY**



127. LH side behind footwell trim panel

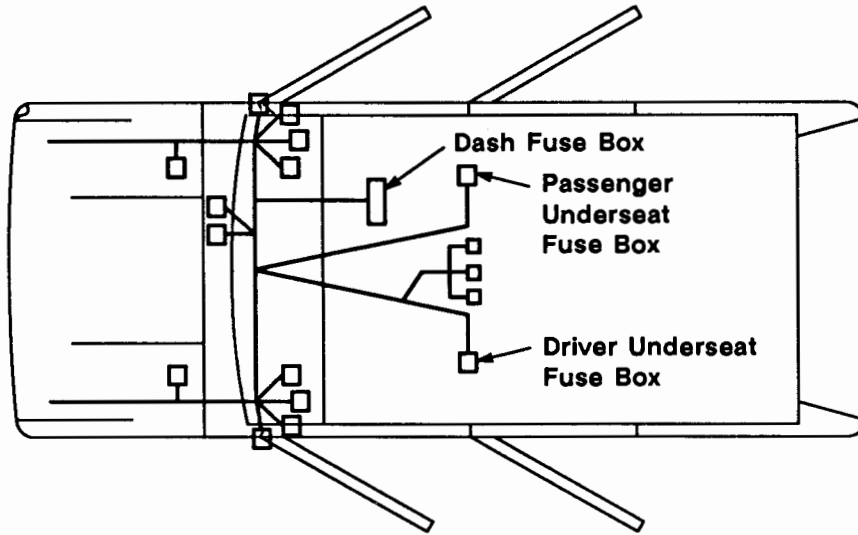
Z122 Daytime Running Lamps Unit  
 (Canada only)



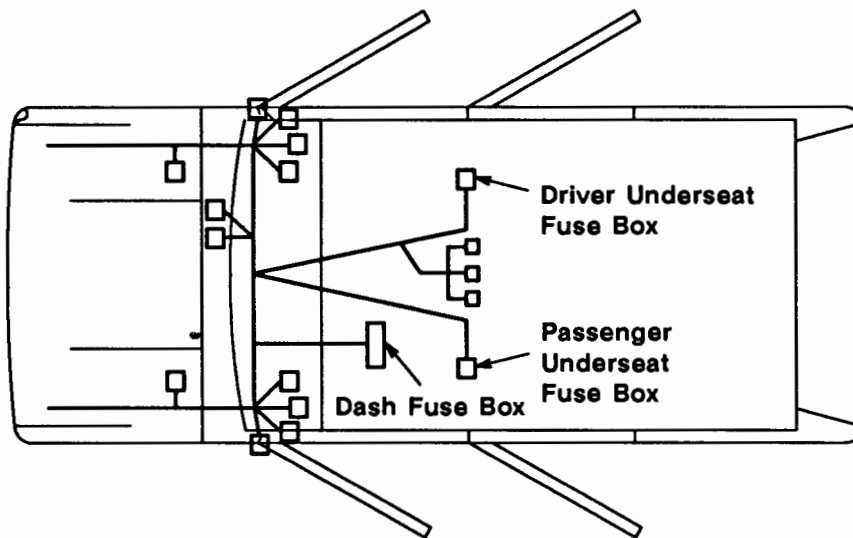
128. RH side behind footwell trim panel

K165 Interior Light Relay

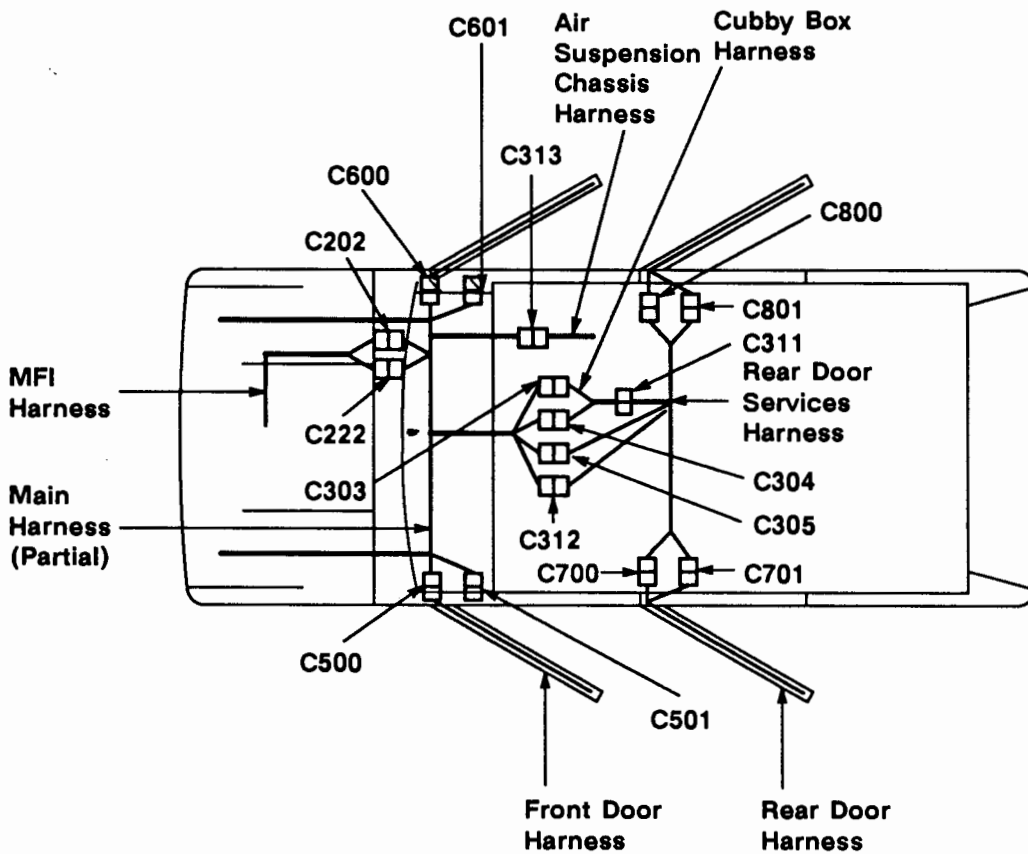
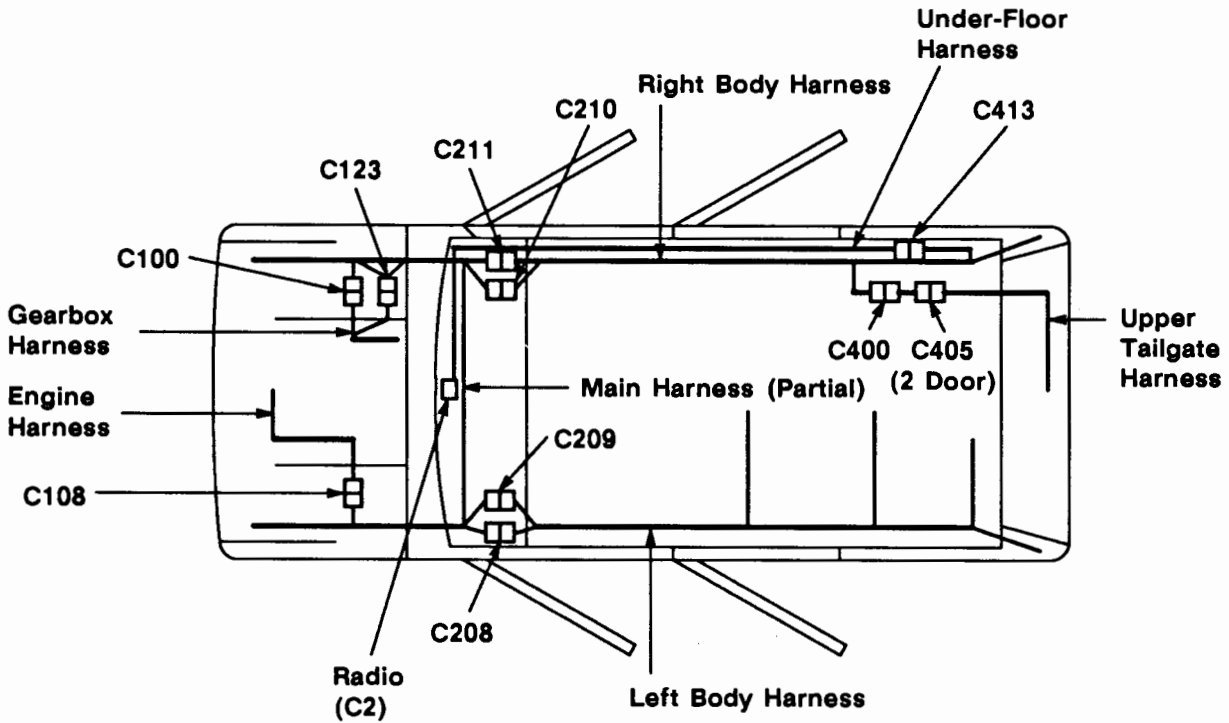




Main Harness LHD



Main Harness RHD



|                                       |       |
|---------------------------------------|-------|
| Air Suspension .....                  | S1-1  |
| Anti-Lock Brake System .....          | D1-1  |
| Auxiliary Lamps .....                 | H8-1  |
| Blower Controls .....                 | K1-1  |
| Central Locking .....                 | L6-1  |
| Cigar Lighters .....                  | J2-1  |
| Component Location Table .....        | Z4-1  |
| Component Location Views .....        | Z5-1  |
| Compressor Controls .....             | K2-1  |
| Cooling Fans .....                    | K5-1  |
| Cruise Control .....                  | B5-1  |
| Direction Indicator Lamps .....       | H6-1  |
| Door Lock Heaters .....               | L8-1  |
| Electrochromic Rear View Mirror ..... | G1-1  |
| Front Wipe/Wash .....                 | F1-1  |
| Fuse Details .....                    | Y2-1  |
| ABS Fuse Block (P101)                 |       |
| F 1 .....                             | Y2-26 |
| F 2 .....                             | Y2-26 |
| F 3 .....                             | Y2-26 |
| F 4 .....                             | Y2-26 |
| Crank Fuse (P106) .....               | Y2-26 |
| Dash Fuse Box (P107)                  |       |
| F A1 .....                            | Y2-1  |
| F A2 .....                            | Y2-1  |
| F A3 .....                            | Y2-2  |
| F A4 .....                            | Y2-3  |
| F A5 .....                            | Y2-3  |
| F A6 .....                            | Y2-3  |
| F A7 .....                            | Y2-4  |
| F A8 .....                            | Y2-5  |
| F A9 .....                            | Y2-5  |
| F B1 .....                            | Y2-6  |
| F B2 .....                            | Y2-7  |
| F B3 .....                            | Y2-10 |
| F B4 .....                            | Y2-10 |
| F B5 .....                            | Y2-12 |
| F B6 .....                            | Y2-12 |
| F B7 .....                            | Y2-12 |
| F B8 .....                            | Y2-12 |
| F B9 .....                            | Y2-12 |
| F C1 .....                            | Y2-13 |
| F C2 .....                            | Y2-13 |
| F C3 .....                            | Y2-13 |
| F C4 .....                            | Y2-14 |
| F C5 .....                            | Y2-14 |
| F C6 .....                            | Y2-15 |
| F C7 .....                            | Y2-15 |

|   |       |
|---|-------|
| F C8 .....                                    | Y2-15 |
| F C9 .....                                    | Y2-15 |
| Driver Underseat Fuse Box (P108)              |       |
| F D1 .....                                    | Y2-24 |
| F D2 .....                                    | Y2-24 |
| F D3 .....                                    | Y2-24 |
| F D4 .....                                    | Y2-24 |
| F D5 .....                                    | Y2-25 |
| F D6 .....                                    | Y2-25 |
| Fuel Injection Fuse (P111) .....              | Y2-27 |
| Fuel Pump Fuse (P112) .....                   | Y2-27 |
| Heated Front Screen Fuse Block (P114) .....   | Y2-27 |
| Memory Seat Fuse (P115) .....                 | Y2-25 |
| Passenger Underseat Fuse Box (P116)           |       |
| F E1 .....                                    | Y2-17 |
| F E2 .....                                    | Y2-18 |
| F E3 .....                                    | Y2-19 |
| F E4 .....                                    | Y2-20 |
| F E5 .....                                    | Y2-22 |
| F E6 .....                                    | Y2-22 |
| Ground Distribution .....                     | Y5-1  |
| Harness Routing .....                         | Z8-1  |
| Headlamp Leveling .....                       | H3-1  |
| Headlamps (Except NAS) .....                  | H1-1  |
| Headlamps (NAS) .....                         | H2-1  |
| Heated Front Screen .....                     | F6-1  |
| Heated Rear Screen and Mirror Demisters ..... | F8-1  |
| Heated Seats .....                            | M2-1  |
| Horns .....                                   | E5-1  |
| Ignition and Shift Interlocks .....           | C1-1  |
| Instruments .....                             | E1-1  |
| Interior Lamps .....                          | J1-1  |
| Introduction .....                            | i-1   |
| Lights  |       |
| Auxiliary Lamps .....                         | H8-1  |
| Centre Mounted Stop Lamp (B103) .....         | H5-2  |
| Cubby Box Cigar Lighter (B105) .....          | J2-1  |
| Dash Cigar Lighter (B106) .....               | J2-1  |
| Direction Indicator Lamps .....               | H6-1  |
| Front Interior Roof Lamp (B107) .....         | J1-3  |
| Headlamp Leveling .....                       | H3-1  |
| Headlamps (Except NAS) .....                  | H1-1  |
| Headlamps (NAS) .....                         | H2-1  |
| Interior Lamps .....                          | J1-1  |
| Interior Lamps (LHD) .....                    | J1-5  |
| Interior Lamps (RHD) .....                    | J1-8  |
| Left Front Door Edge Lamp (B112) .....        | J1-3  |
| Left Front Door Puddle Lamp (B114) .....      | J1-3  |
| Left Number Plate Lamp (B120) .....           | H4-2  |
| Left Rear Door Lamp (B147) .....              | J1-4  |
| Left Rear Door Puddle Lamp (B149) .....       | J1-4  |

|  |      |
|--|------|
| Left Repeater Lamp (B122) .....            | H6-2 |
| Rear Fog Guard Lamps .....                 | H9-1 |
| Rear Interior Roof Lamp (B124) .....       | J1-3 |
| Reversing Lamps .....                      | H7-1 |
| Right Front Door Edge Lamp (B125) .....    | J1-3 |
| Right Front Door Puddle Lamp (B127) .....  | J1-3 |
| Right Number Plate Lamp (B134) .....       | H4-2 |
| Right Rear Door Lamp (B148) .....          | J1-4 |
| Right Rear Door Puddle Lamp (B150) .....   | J1-4 |
| Right Repeater Lamp (B137) .....           | H6-3 |
| Side Lamps .....                           | H4-1 |
| Stop Lamps .....                           | H5-1 |
| Under Bonnet Lamp (B139) .....             | J1-1 |
| Memory Seat/Mirrors .....                  | M5-1 |
| Multiport Fuel Injection (MFI) .....       | A1-1 |
| Power Distribution .....                   | Y1-1 |
| Power Mirrors .....                        | M3-1 |
| Power Seats .....                          | M1-1 |
| Power Windows .....                        | L1-1 |
| Radio .....                                | E6-1 |
| Radio (NAS) .....                          | E7-1 |
| Rear Fog Guard Lamps .....                 | H9-1 |
| Rear Wipe/Wash .....                       | F3-1 |
| Refrigerator .....                         | P2-1 |
| Reversing Lamps .....                      | H7-1 |
| Side Lamps .....                           | H4-1 |
| Starting And Charging .....                | B1-1 |
| Stop Lamps .....                           | H5-1 |
| Sunroof .....                              | L4-1 |
| Theft Alarm System .....                   | T1-1 |
| Trailer Auxiliary Socket .....             | P1-1 |
| Warnings and Indicators (Except NAS) ..... | E2-1 |
| Warnings and Indicators (NAS) .....        | E3-1 |
| Winch .....                                | P3-1 |