

1998 JEEP GRAND CHEROKEE (ZJ)



Jeep

CHRYSLER • PLYMOUTH • DODGE • JEEP

THE MOPAR DIFFERENCE

VIN PLATE DECODING INFORMATION

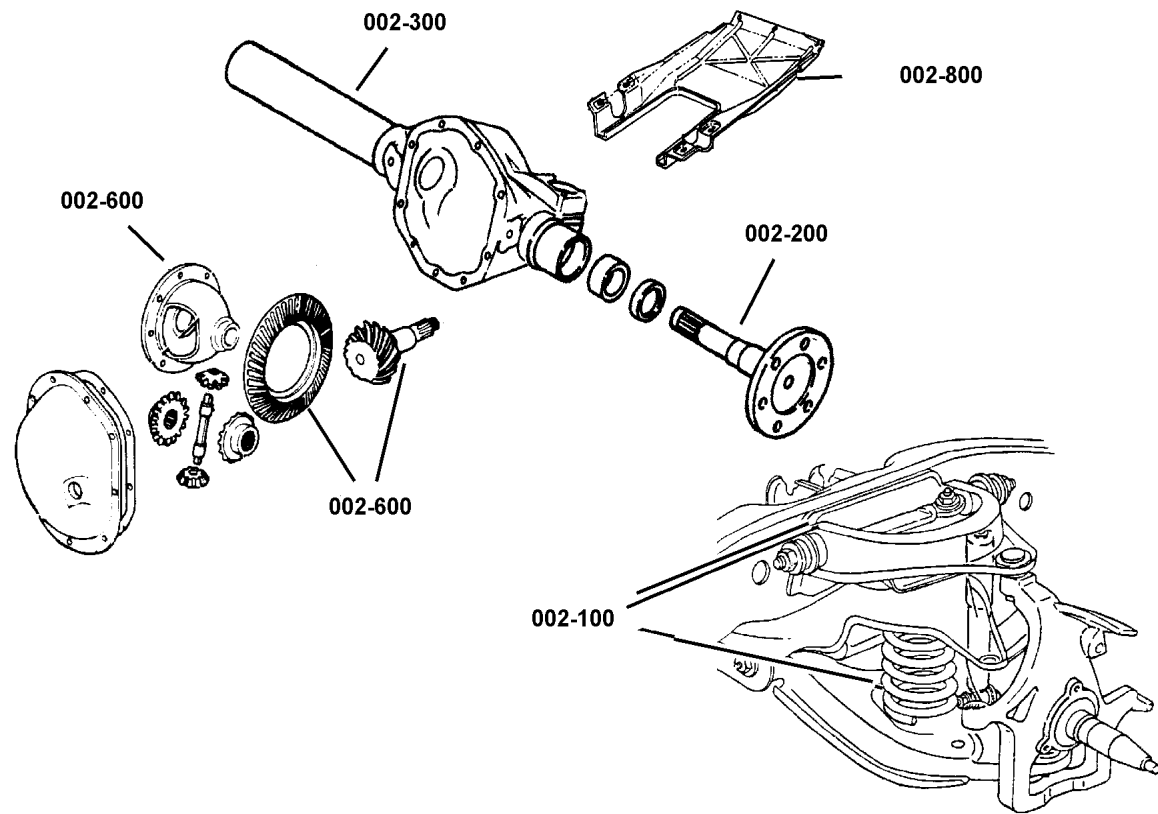
1	2	3	4	5	6	7	8	9	10	11	12 thru 17
Country	Make	Vehicle Type	Other	Line	Series	Body Style	Engine	Check Digit	Model Year	Assy. Plant	Sequence No.

The following table interprets the VIN Plate positions shown above.

Position	Interpretation	Codes = Description
1	Country of Origin	1 = Built in U.S. by DaimlerChrysler Corporation.
2	Make	J = Jeep
3	Vehicle type	4 = Multipurpose Passengr Vehicle
4	GVWR & Pass. Safety	D=0-1360 kg (1-3000 lbs) E=1361-1814 kg (3001-4000 lbs) F=1815-2267 kg (4001-5000 lbs) G=2268-2721 kg (5001-6000 lbs) H=2722-3175 kg (6001-7000 lbs) J=3176-3628 kg (7001-8000 lbs) K=3629-4082 kg (8001-9000 lbs) L=4083-4535 kg (9001-10000 lbs) M=4536-6350 kg (10001-14000 lbs)
5	Vehicle Line	X = Grand Cherokee 4x2 (LHD) Z = Grand Cherokee 4x4 (LHD)
6	Series	5 = Laredo (With ARN Pkg) 6 = Limited (With ARP Pkg)
7	Body Style	8 = 4 Dr. Sport Utility
8	Engine	Y = 5.2L Gas (ELF) Z = 5.9L Gas (EML) S = 4.0L Gas (ERH)
9	Check Digit	
10	Model Year	W = 1998
11	Assembly Plant	C = Jefferson North
12 thru 17	Vehicle Build Sequence	Model Year Assembly Sequence

Group - 002

Front Suspension & Drive



GROUP 2 - Front Suspension & Drive

Illustration Title

Group-Fig. No.

Front Suspension

Suspension,Front,Springs,Shocks,Control Arms	Fig. 002-110
Bar,Front Stabilizer Bar	Fig. 002-120
Bar,Front Track	Fig. 002-130

Front Axle Drive Shafts

Shafts,Front Axle	Fig. 002-210
-------------------------	--------------

Front Axle Housing

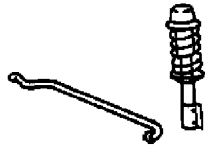
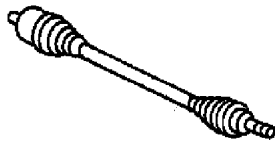
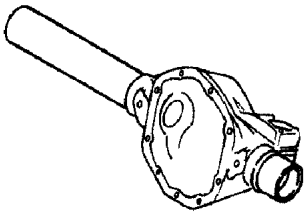
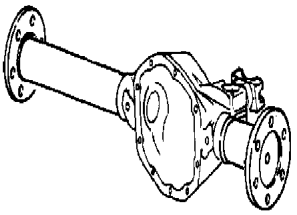
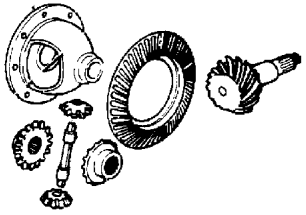
Housing,Front Axle 2 Wheel Drive	Fig. 002-310
Housing,Front Axle 4 Wheel Drive	Fig. 002-320

Front Axle Assembly

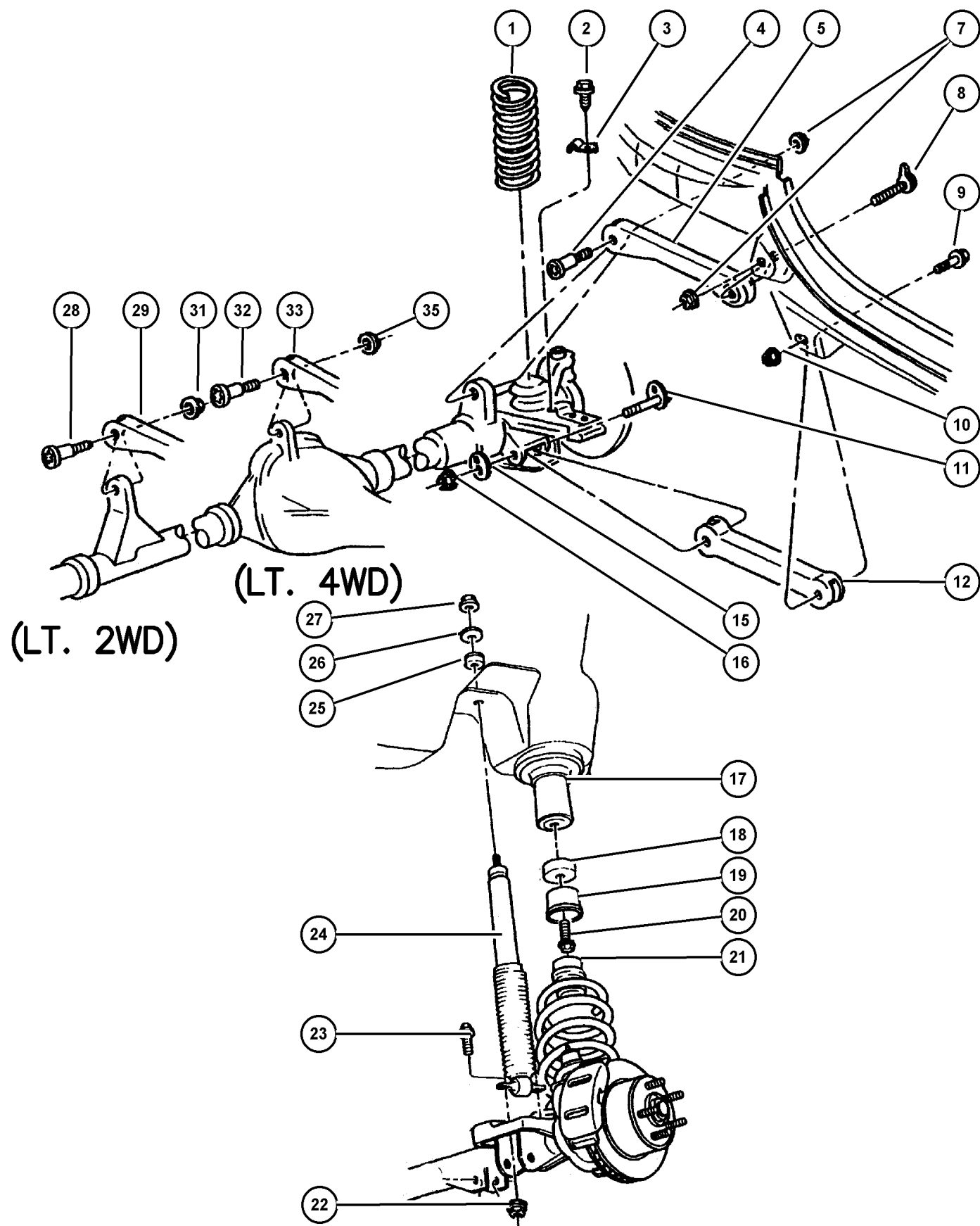
Axle Assembly,Front	Fig. 002-410
---------------------------	--------------

Front Axle Differential

Differential,Front,Internal Parts	Fig. 002-610
---	--------------

<p>002-100 Front Suspension</p> 	<p>002-200 Front Axle Drive Shafts</p> 	<p>002-300 Front Axle Housing</p> 	<p>002-400 Front Axle Assembly</p> 
<p>002-600 Front Axle Differential</p> 			

Suspension, Front, Springs, Shocks, Control Arms Figure 002-110



ITEM	PART NUMBER	QTY	LINE	SERIES	BODY	ENGINE	TRANS	TRIM	DESCRIPTION
Note:UCA=Upper Control Arm---LCA=Lower Control Arm---SDA=Normal Duty Suspension---SDU=High Pressure Gas Charged Shocks---ER0=4.0L 6 Cylinder Gas Engine---EL0=5.2L 8 Cylinder Gas Engine---Check VIN Number for Sales Codes on Front									
1	5208 8102	1							SPRING, Front Coil [ZFJ,ZUJ]
	5208 8103	1							[ZFK,ZUK]
	5208 8104	1							[ZGK,ZVK]
	5208 8105	1							[ZGL,ZVL]
	5208 8181	1							[ZFL,ZUL]
	5208 8361	1							[ZFM,ZUM]
	5208 8362	1							[ZFN,ZUN]
	5208 8363	1							[ZGN,ZVN]
	5208 9141	1							[ZGP,ZVP]
2	6502 468	2							SCREW, Hex Flange Head, M8x1. 25x20, Coil Spring Retainer
3	5208 8114	1							BRACKET, Spring Coil Spring Retainer, Right
	5200 5917	1							Coil Spring Retainer, Left
4	6502 469	2							SCREW, Truss Head, M10x1.5x75, UCA to Front Axle Mounting
5	5208 7711	2							ARM, Control, Upper
-6	5208 7852	2							BUSHING, Control Arm, Upper
7	6502 696	4							NUT, Hex Flange Lock, M10x1.5, UCA to Front Axle and Sill Mounting
8	6503 085	1							BOLT, Hex Flange Head, M10x1. 50x78.20, UCA to Sill Mounting
9	6502 963	2							BOLT, Hex Flange Head, M14x2. 0x105, LCA to Sill Mounting
10	6502 696	4							NUT, Hex Flange Lock, M10x1.5, LCA to Sill Mounting
11	6504 238	2							BOLT AND WASHER, Hex Head, M14 x 2.00 x 111.6, LCA to Front Axle Mounting
12	5208 8312	2							ARM, Control, Lower
-13	5208 8167	2							BUSHING, Lower Control Arm, Lower
-14	5208 7720	2							BUSHING, Control Arm, Lower
15	6504 236	2							WASHER, M14, LCA to Front Axle Mounting
16	6503 841	2							NUT, Hex, M14-2, LCA to Front Axle Mounting
17	5208 7767	2							ISOLATOR, Spring, Upper

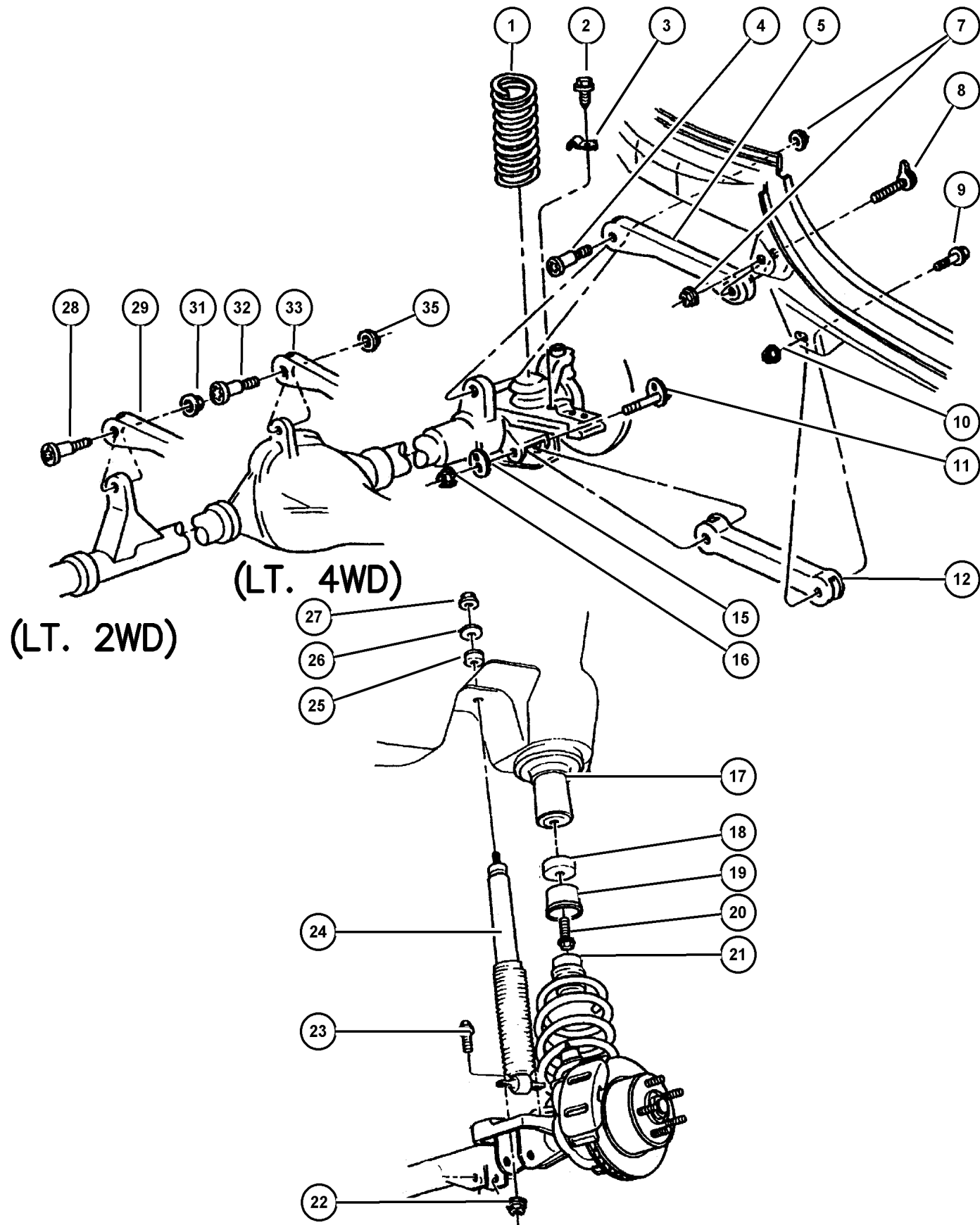
JEEP GRAND CHEROKEE (ZJ)

SERIES	LINE	BODY	ENGINE	TRANSMISSION
L = Low Line	J = 4WD T = 2WD	74 = 4 Door	ERH, ER0 = 4.0L Power Tech I-6. ELF, EL0 = 5.2L V8 MPI EML, EM0 = 5.9L V8 MPI	DGW = 4 Speed Auto. 44RE DGK = 4 Speed Auto. 42RE DGT = 4 Speed Auto. 46RE DGO = All Speed Auto.

AR = Use as required - = Non illustrated part # = New this model year

October 20, 2004

Suspension,Front,Springs,Shocks,Control Arms
Figure 002-110



ITEM	PART NUMBER	QTY	LINE	SERIES	BODY	ENGINE	TRANS	TRIM	DESCRIPTION
18	5200 5645	2	J						SPACER, Jounce Bumper, [SDU] Only
19	5208 7635	2							CUP, Jounce Bumper
20	6504 425	2							SCREW AND WASHER, M10x1.50x35, Jounce Bumper Mounting
21	5208 7992	2							BUMPER, Jounce
22	6101 695	4							NUT, Hex Flange Lock, M8x1.25, Shock Mounting, Lower
23	6502 555	4							BOLT, M8x1.25x30, Shock Mounting, Lower
24									SHOCK ABSORBER PACKAGE, Suspension, Front
	4897 794AA	2				ER0			[SDA]
	4638 190AC	2				EL0, EMO			[SDA]
	4741 675	2							[SDU]
25	5208 7768	2							GROMMET, Shock Absorber
26	5200 5574	2							RETAINER, Shock Absorber
27	6502 556	2							NUT, Hex, M10-1.5, Shock Mounting, Upper
28	6502 469	2							SCREW, Truss Head, M10x1.5x75, UCA to Front Axle Mounting
29	5208 7711	2							ARM, Control, Upper
-30	5208 7852	2							BUSHING, Control Arm, Upper
31	6502 696	4							NUT, Hex Flange Lock, M10x1.5, UCA to Front Axle Mounting
32	6502 469	2							SCREW, Truss Head, M10x1.5x75, UCA to Front Axle Mounting
33	5208 7711	2							ARM, Control, Upper
-34	5208 7852	2							BUSHING, Control Arm, Upper
35	6502 696	4							NUT, Hex Flange Lock, M10x1.5, UCA to Front Axle Mounting

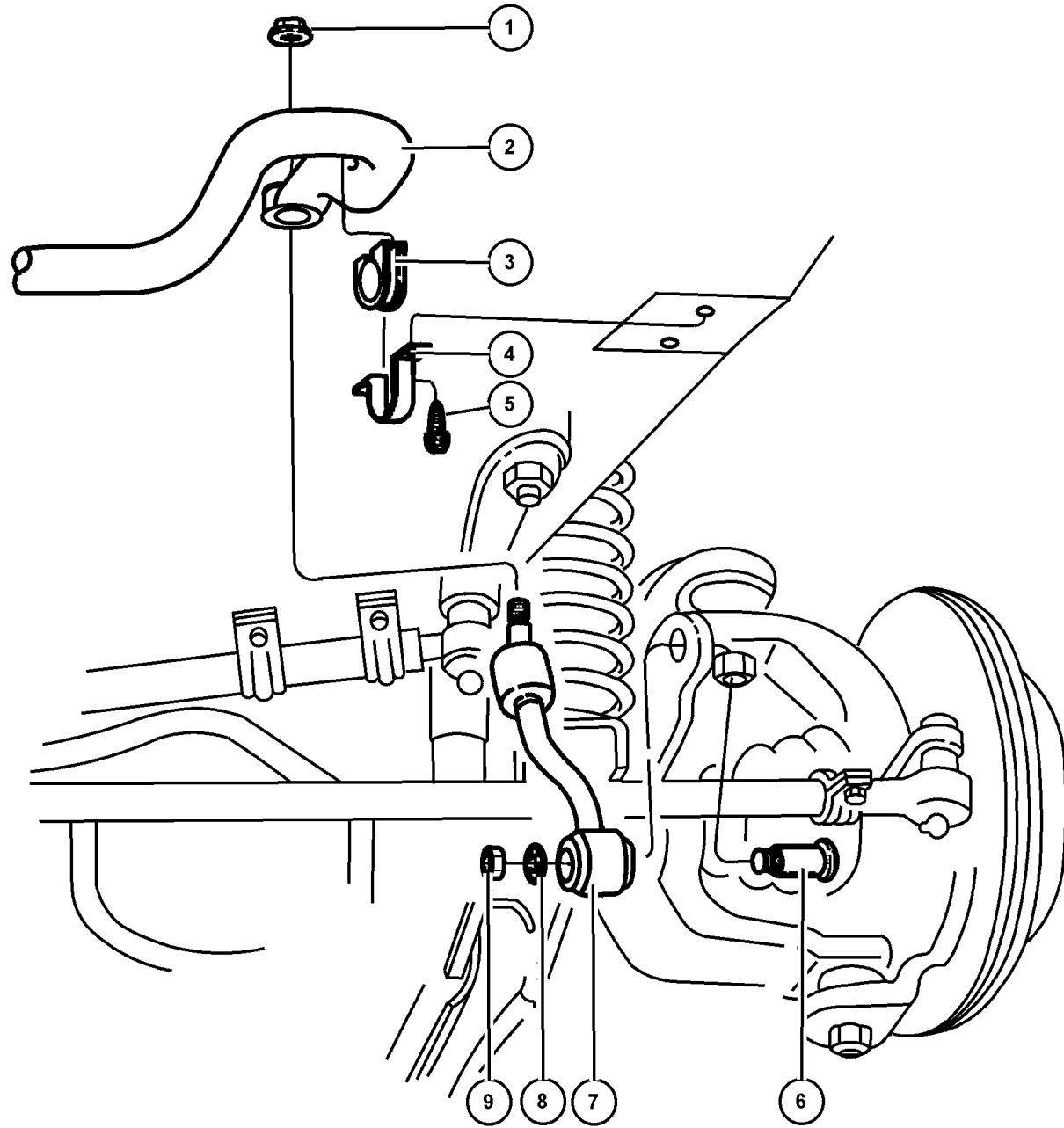
JEEP GRAND CHEROKEE (ZJ)

SERIES	LINE	BODY	ENGINE	TRANSMISSION
L = Low Line	J = 4WD T = 2WD	74 = 4 Door	ERH, ER0 = 4.0L Power Tech I-6. ELF, EL0 = 5.2L V8 MPI EML, EMO = 5.9L V8 MPI	DGW = 4 Speed Auto. 44RE DGK = 4 Speed Auto. 42RE DGT = 4 Speed Auto. 46RE DGO = All Speed Auto.

AR = Use as required - = Non illustrated part # = New this model year

October 20, 2004

Bar,Front Stabilizer Bar
Figure 002-120



ITEM	PART NUMBER	QTY	LINE	SERIES	BODY	ENGINE	TRANS	TRIM	DESCRIPTION
1	6502 979	2							NUT AND WASHER, Hex, M10x1.5
2	5208 8100	1							BAR, Front Sway
3	5208 8523	2							CUSHION, Sway Eliminator, Stabilizer
4	5208 7865	2							RETAINER, Sway Bar
5	6101 972	4							SCREW AND WASHER
6	6505 465AA	2							SCREW, Truss Head, M12x1.75x70
7	5208 8437	2							LINK, Sway Eliminator
8									WASHER, Flat, ID 13.07 x OD40.00 x THK 3.50, (NOT SERVICED) (Not Serviced)
9	6502 697	2							NUT, Hex Flange Lock, M12x1.75

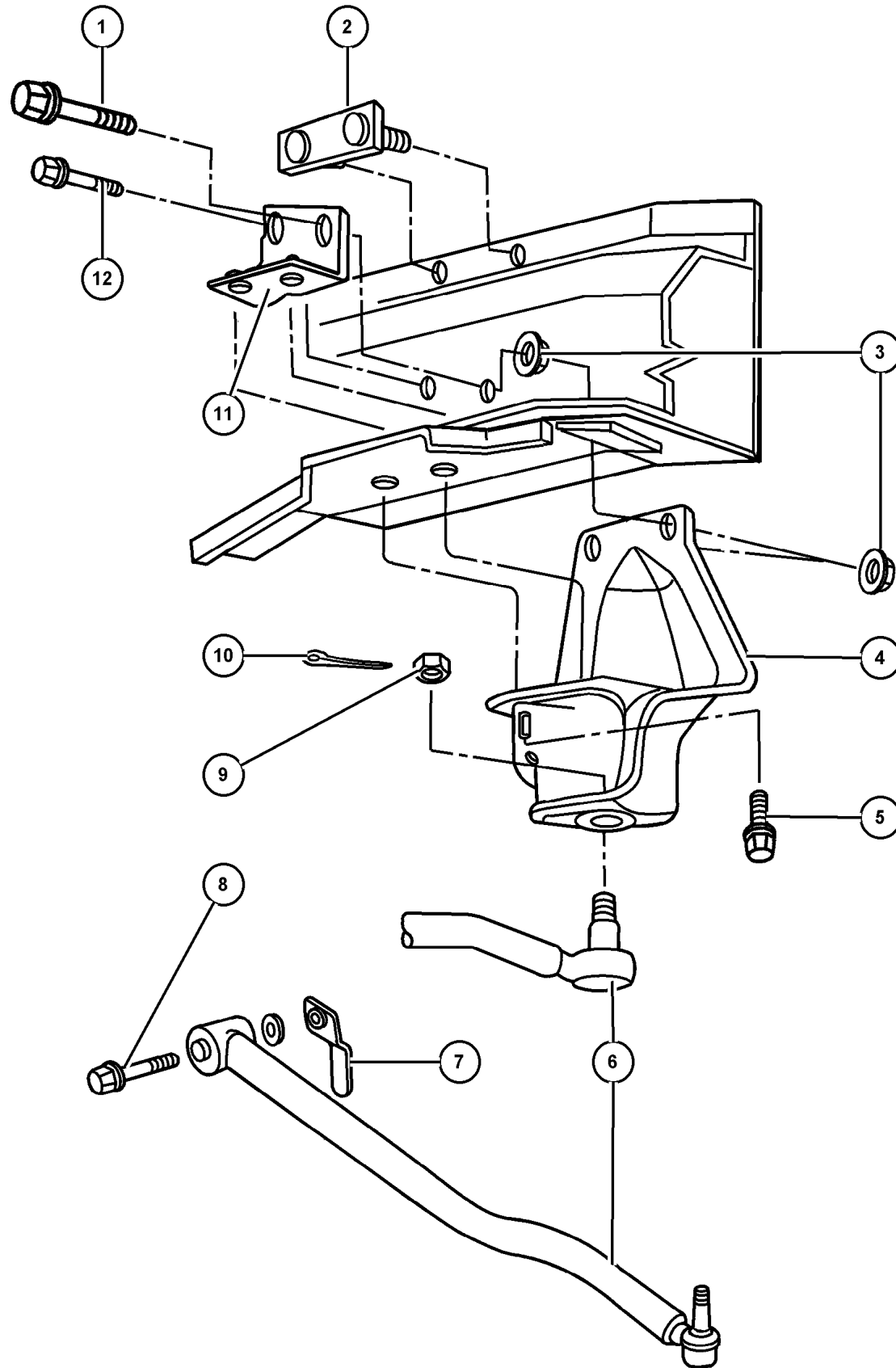
JEEP GRAND CHEROKEE (ZJ)

SERIES	LINE	BODY	ENGINE	TRANSMISSION
L = Low Line	J = 4WD T = 2WD	74 = 4 Door	ERH, ER0 = 4.0L Power Tech I-6. ELF, EL0 = 5.2L V8 MPI EML, EM0 = 5.9L V8 MPI	DGW = 4 Speed Auto. 44RE DGK = 4 Speed Auto. 42RE DGT = 4 Speed Auto. 46RE DG0 = All Speed Auto.

AR = Use as required - = Non illustrated part # = New this model year

October 20, 2004

Bar,Front Track
Figure 002-130



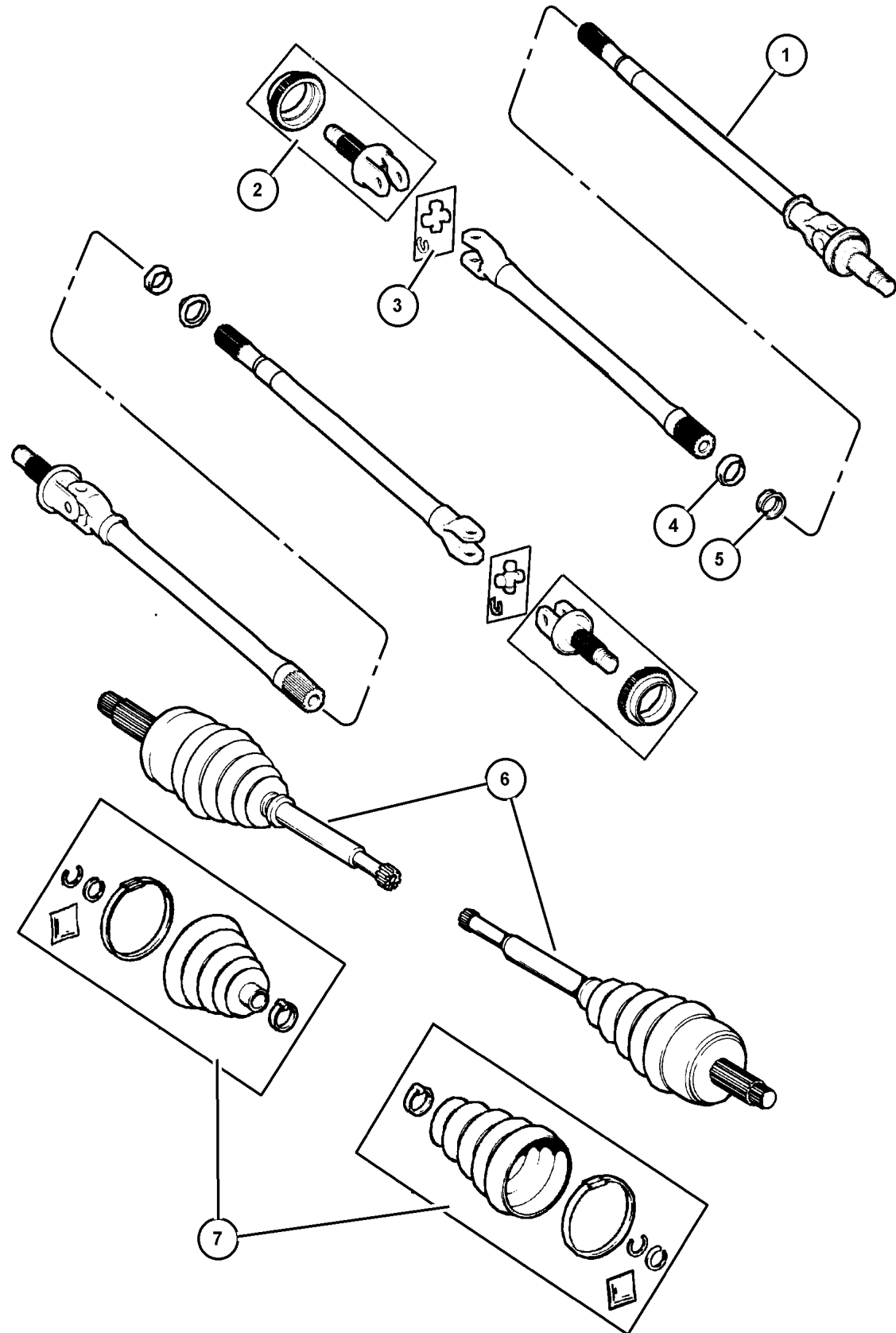
ITEM	PART NUMBER	QTY	LINE	SERIES	BODY	ENGINE	TRANS	TRIM	DESCRIPTION
1									SCREW, Flange Head, M12x1.75x98, (NOT SERVICED) (Not Serviced)
2	5200 1493	1							PLATE, Track Bar
3	6502 697	2							NUT, Hex Flange Lock, M12x1.75
4	52088 444AC	1				ER0			BRACKET, Track Bar
5									BOLT, Hex Flange Head, M12x1.75x40
	6502 557	2				ER0			
6	5200 7118	1							BAR, Track
7	6504 449	1							NUT, Hex, M10-1.5
8	6505 131AA	1							SCREW
9	6034 358	1							NUT, Hex, .50-20
10									COTTER PIN, (NOT SERVICED) (Not Serviced)
11	5200 7120	1				ER0			BRACKET, Track Bar
12									BOLT, Hex Flange Head, M12x1.75x40
	6502 557	2				ER0			

JEEP GRAND CHEROKEE (ZJ)
 SERIES LINE BODY ENGINE TRANSMISSION
 L = Low Line J = 4WD 74 = 4 Door ERH, ER0 = 4.0L Power Tech I-6. DGW = 4 Speed Auto. 44RE
 ELF, EL0 = 5.2L V8 MPI DGK = 4 Speed Auto. 42RE
 EML, EM0 = 5.9L V8 MPI DGT = 4 Speed Auto. 46RE
 DG0 = All Speed Auto.

AR = Use as required - = Non illustrated part # = New this model year

October 20, 2004

Shafts,Front Axle
Figure 002-210



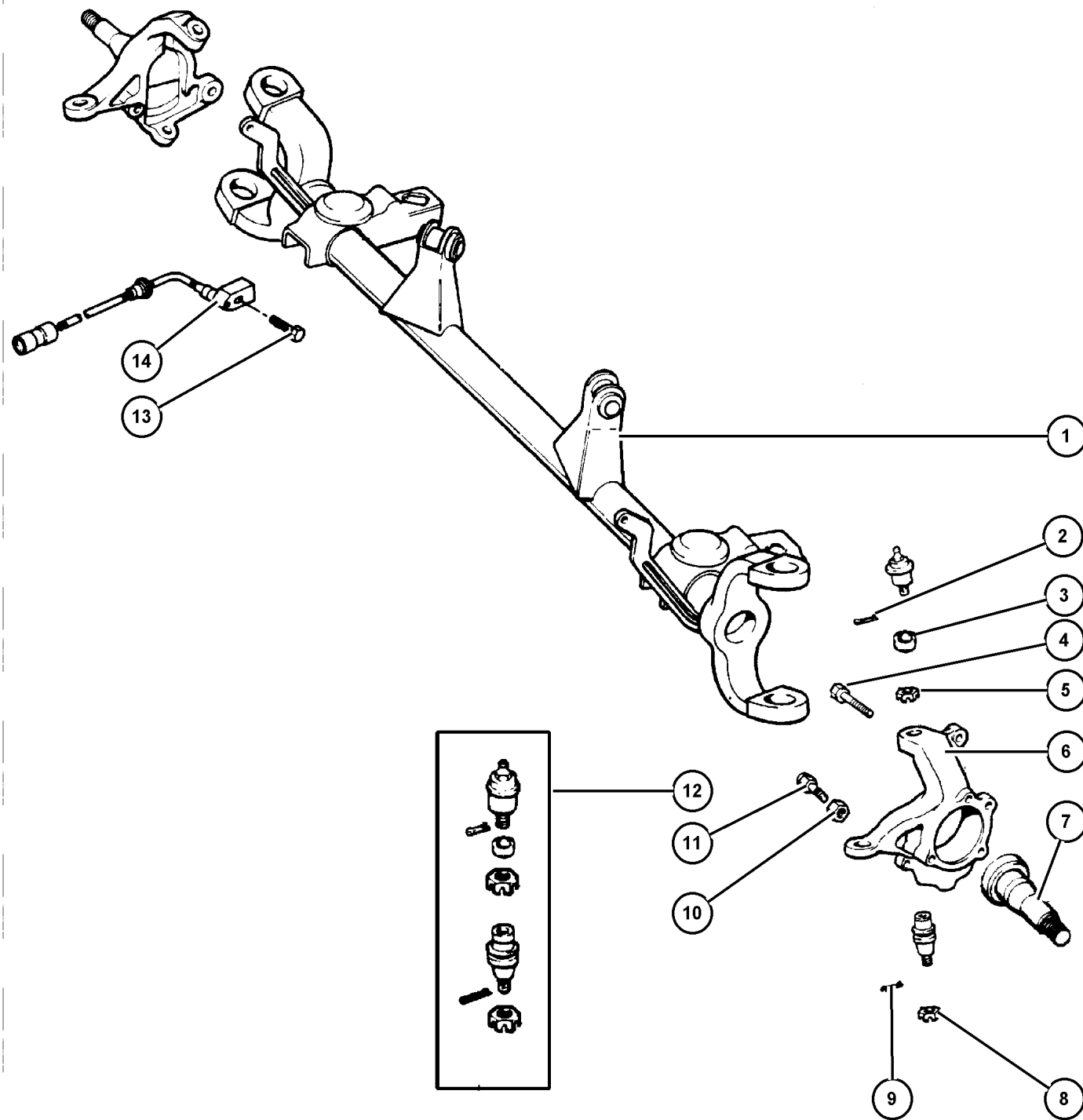
ITEM	PART NUMBER	QTY	LINE	SERIES	BODY	ENGINE	TRANS	TRIM	DESCRIPTION
1									SHAFT, Axle
	4874 306	1	J						[DHP], Right
	4874 307	1	J						[DHP], Left
2	4728 984	2	J						SHAFT, Axle, [DHP] Stub,with Tone Ring, Outer
3	4137 757	2	J						U JOINT, Front Axle, [DHP]
4	4874 477	2	J						SEAL, Axle Drive Shaft
5	4882 135	2	J						SLINGER, Oil, [DHP]
6									SHAFT, Axle
	4720 380	1	J						[DHR], Right
	4720 381	1	J						[DHR], Left
7	4796 233	2	J						BOOT KIT, Half Shaft, [DHR] Contains 1 Boot Kit, Right or Left

JEEP GRAND CHEROKEE (ZJ)				
SERIES	LINE	BODY	ENGINE	TRANSMISSION
L = Low Line	J = 4WD T = 2WD	74 = 4 Door	ERH, ER0 = 4.0L Power Tech I-6. ELF, EL0 = 5.2L V8 MPI EML, EM0 = 5.9L V8 MPI	DGW = 4 Speed Auto. 44RE DGK = 4 Speed Auto. 42RE DGT = 4 Speed Auto. 46RE DGO = All Speed Auto.

AR = Use as required - = Non illustrated part # = New this model year

October 20, 2004

Housing,Front Axle 2 Wheel Drive
Figure 002-310



ITEM	PART NUMBER	QTY	LINE	SERIES	BODY	ENGINE	TRANS	TRIM	DESCRIPTION
1	4746 923	1	T						HOUSING, Axle
2	J812 1392	2	T						PIN, Cotter, Upper
3	8350 0203	2	T						RING, Ball Joint, Upper
4	3420 1535	6	T						BOLT, Knuckle to Hub and bearing Mounting
5	J012 5258	2	T						NUT, Hex Slotted, Ball Joint Mounting, Upper
6	5206 7576	1	T						KNUCKLE, Front Right
	5206 7577	1	T						Left
7	4741 011	2	T						SHAFT, Dummy
8	J812 3318	2	T						NUT, Ball Joint Mounting, Lower
9	J812 1392	2	T						PIN, Cotter, Lower
10	S011 4494	2	T						NUT, Steering Knuckle, Stop
11	1791 701	2	T						BOLT, Steering Knuckle Stop
12	8350 0202	2	T						BALL JOINT KIT, Knuckle
13	8350 4920	2	T						BOLT, Sensor Mounting
14	5600 5216	2	T						SENSOR, Anti-Lock Brakes
-15	5602 6996	1	T						BRACKET, Brake Sensor Right
	5602 6997	1	T						Left

JEEP GRAND CHEROKEE (ZJ)

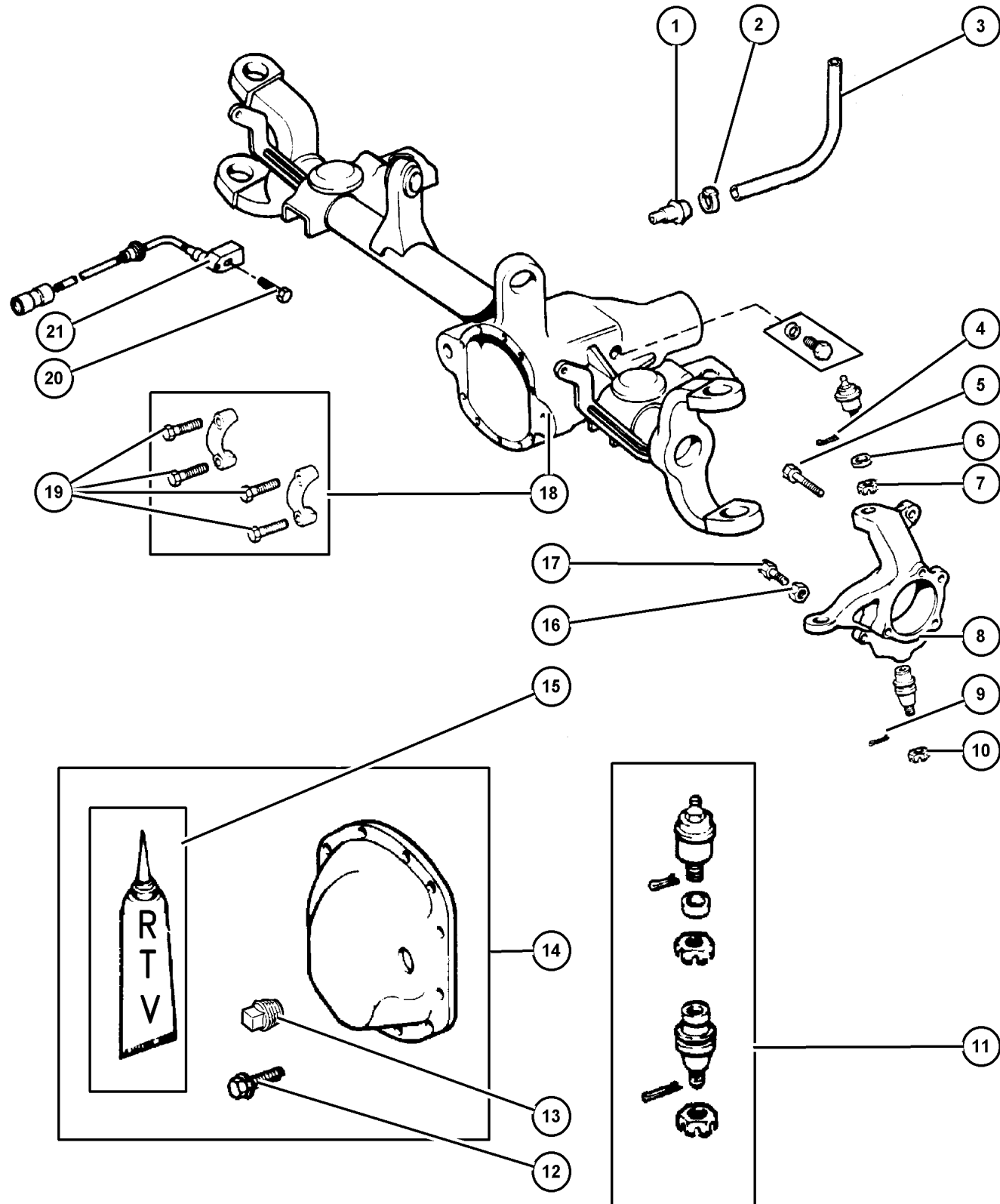
SERIES	LINE	BODY	ENGINE	TRANSMISSION
L = Low Line	J = 4WD T = 2WD	74 = 4 Door	ERH, ER0 = 4.0L Power Tech I-6. ELF, EL0 = 5.2L V8 MPI EML, EM0 = 5.9L V8 MPI	DGW = 4 Speed Auto. 44RE DGK = 4 Speed Auto. 42RE DGT = 4 Speed Auto. 46RE DGO = All Speed Auto.

AR = Use as required - = Non illustrated part # = New this model year

October 20, 2004

Housing,Front Axle 4 Wheel Drive
Figure 002-320

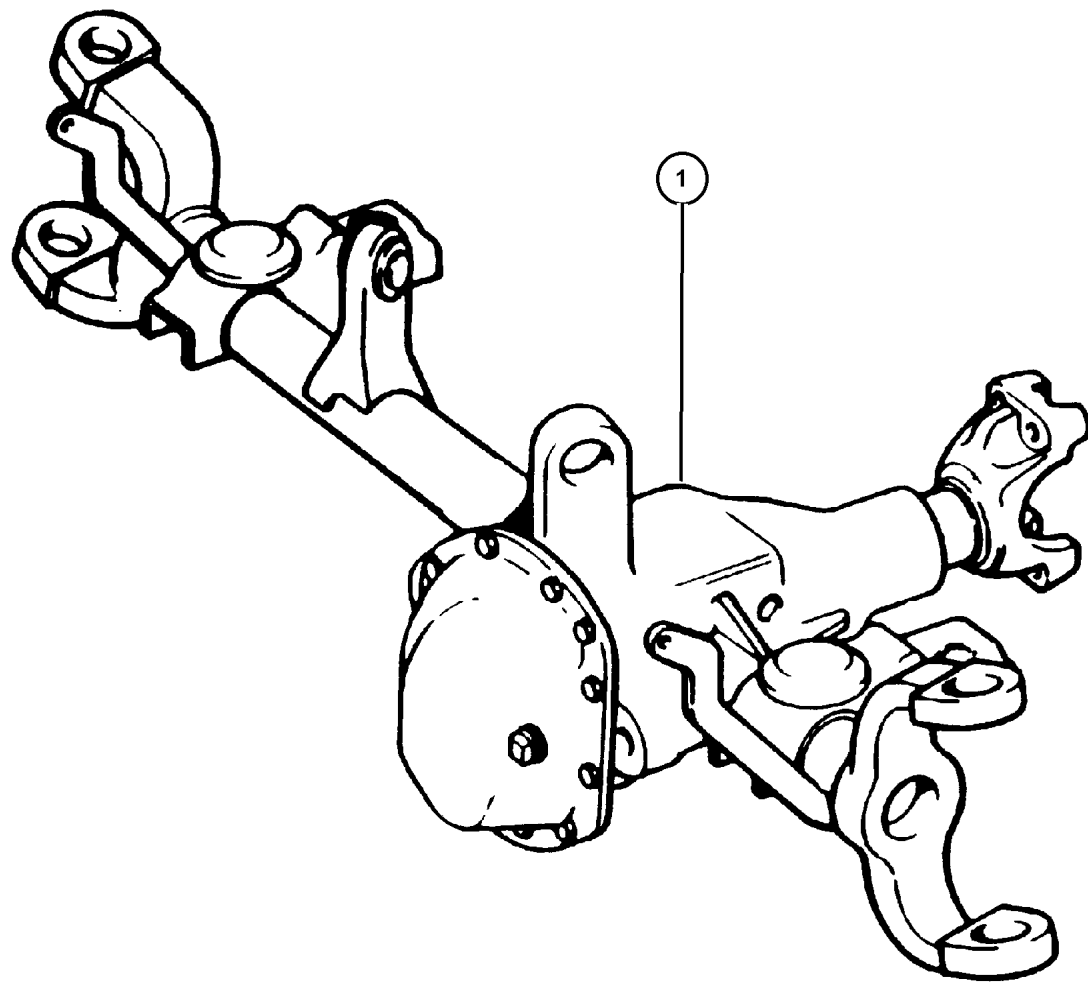
ITEM	PART NUMBER	QTY	LINE	SERIES	BODY	ENGINE	TRANS	TRIM	DESCRIPTION
1	8350 4653	1	J						VENT, Axle, Lower
2	6502 081	2	J						CLAMP, Oil Cooler Line, Axle Vent
3	4443 176	1	J						HOSE, Fuel, .31 I.D. 50 Foot Roll, Axle Vent
4	J812 1392	2	J						PIN, Cotter, Upper
5	3420 1535	6	J			ER0			BOLT, Knuckle to Hub and Bearing
6	8350 0203	1	J						RING, Ball Joint, Upper
7	J012 5258	2	J						NUT, Hex Slotted, Ball Joint Mounting, Upper
8									KNUCKLE, Front
	5206 7576	1	J						Right
	5206 7577	1	J						Left
9	J812 1392	2	J						PIN, Cotter, Lower
10	J812 3318	2	J						NUT, Ball Joint Mounting, Lower
11	8350 0202	2	J						BALL JOINT KIT, Knuckle
12	J027 3573	10	J						SCREW, Hex Head, .375-18x.625, Mounting, Cover
13	J400 4751	1	J						PLUG, Differential Cover
14	4713 451	1	J						COVER, Differential
15	4318 025	2	J			EL0, ER0	DG0		SEALANT, RTV
16	S011 4494	2	J						NUT, Steering Knuckle, Stop
17	1791 701	2	J						BOLT, Steering Knuckle Stop
18	4882 463	1	J						HOUSING, Axle
19	4897 482AB	4	J						BOLT, Differential
20	8350 4920	2	J						BOLT, Sensor Mounting
21	5600 5216	2	J						SENSOR, Anti-Lock Brakes
-22									BRACKET, Brake Sensor
	5602 6766	1	J						Right
	5602 6767	1	J						Left



JEEP GRAND CHEROKEE (ZJ)
SERIES LINE BODY ENGINE TRANSMISSION
L = Low Line J = 4WD 74 = 4 Door ERH, ER0 = 4.0L Power Tech I-6. DGW = 4 Speed Auto. 44RE
T = 2WD ELF, EL0 = 5.2L V8 MPI DGK = 4 Speed Auto. 42RE
EML, EM0 = 5.9L V8 MPI DGT = 4 Speed Auto. 46RE
DG0 = All Speed Auto.

Axle Assembly,Front
Figure 002-410

ITEM	PART NUMBER	QTY	LINE	SERIES	BODY	ENGINE	TRANS	TRIM	DESCRIPTION
Note:DHP=Selec-Trac Full Time 4 WD System---DHR=Quadra-Trac 'ON DEMAND' 4 WD System---DMD=3.55 Axle Ratio---									
DME=3.73 Axle Ratio									
1									AXLE, Service Front
	4882 468	1	J						[DMD,DHR] With Tag 52098972AB
	4864 905	1	J						[DMD,DHP] With Tag 52098975AB
	4864 841	1	J			EL0			[DME,DHR] With Tag 52111768AA
	4882 464	1	J			EM0, ER0			[DME,DHR] With Tag 52098971AB
	4864 841	1	J						[DME,DHP] With Tag 52098973AB

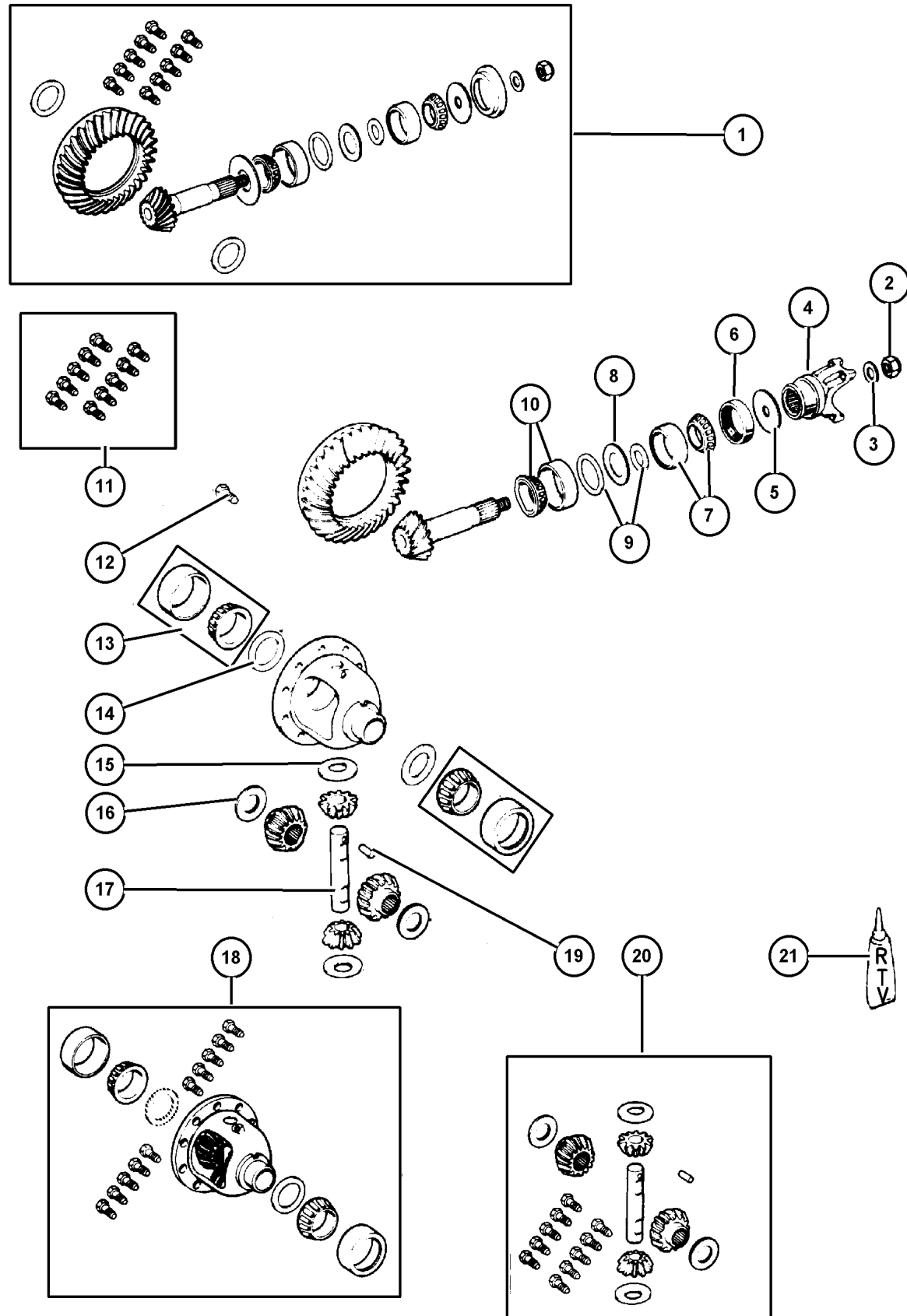


JEEP GRAND CHEROKEE (ZJ)				
SERIES	LINE	BODY	ENGINE	TRANSMISSION
L = Low Line	J = 4WD T = 2WD	74 = 4 Door	ERH, ER0 = 4.0L Power Tech I-6. ELF, EL0 = 5.2L V8 MPI EML, EM0 = 5.9L V8 MPI	DGW = 4 Speed Auto. 44RE DGK = 4 Speed Auto. 42RE DGT = 4 Speed Auto. 46RE DG0 = All Speed Auto.

AR = Use as required - = Non illustrated part # = New this model year

October 20, 2004

Differential, Front, Internal Parts Figure 002-610



ITEM	PART NUMBER	QTY	LINE	SERIES	BODY	ENGINE	TRANS	TRIM	DESCRIPTION
Note: DHP=Selec-Trac Full Time 4 WD System---DHR=Quadra-Trac 'ON DEMAND' 4 WD System---DMD=3.55 Axle Ratio---DME=3.73 Axle Ratio									
1	4864 843	1	J						GEAR KIT, Ring And Pinion [DME]
	4864 906	1	J						[DMD]
2	1791 575	1	J						NUT, Pinion Yoke
3	1791 576	1	J						WASHER, Pinion Yoke
4	8350 3388	1	J						YOKE, Axle [DHP]
		1	J			ELO			[DHR]
	4778 812	1	J			EM0, ER0			[DHR]
5	4031 974	1	J						SLINGER, Drive Pinion
6	4746 772	1	J						SEAL, Drive Pinion
7	5252 508	1	J						BEARING, Drive Pinion, Bearing and Cup, Front
8	4864 845	1	J						SPACER, Crush
9	4720 862	1	J						SHIM KIT, Pinion Shaft
10	J812 6499	1	J						BEARING, Drive Pinion, Bearing and Cup, Rear
11	4720 891	1							BOLT KIT
12	5252 503	10	J						SCREW, Drive Gear, Ring Gear, Mounting
13	J812 6500	1	J						BEARING, Differential, Consists of 2 Bearing and 2 Cups
14	5017 134AA	1	J						SHIM KIT, Differential
15	J812 0831	2	J						WASHER, Flat, Pinion Gear, Thrust
16	J813 3724	2	J						WASHER, Flat, Side Gear, Thrust
17	5003 840AA	1	J						SHAFT, Differential
18									CASE, Differential
	5252 582	1	J						[DMD]
	5252 590	1	J						[DME]
19	1791 563	1	J						PIN, Differential Shaft
20	5252 591	1	J						GEAR KIT, Center Differential
21	5010 884AA	1	J						SEALANT, RTV

JEEP GRAND CHEROKEE (ZJ)

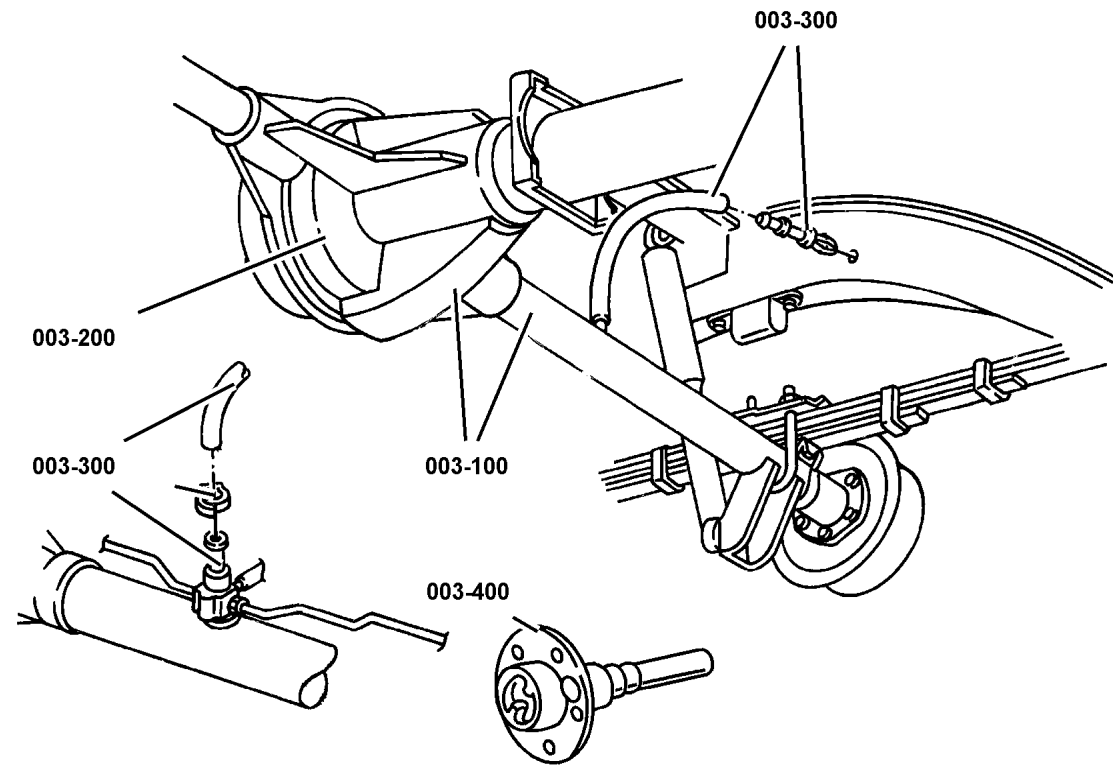
SERIES	LINE	BODY	ENGINE	TRANSMISSION
L = Low Line	J = 4WD T = 2WD	74 = 4 Door	ERH, ER0 = 4.0L Power Tech I-6. ELF, EL0 = 5.2L V8 MPI EML, EM0 = 5.9L V8 MPI	DGW = 4 Speed Auto. 44RE DGK = 4 Speed Auto. 42RE DGT = 4 Speed Auto. 46RE DGO = All Speed Auto.

AR = Use as required - = Non illustrated part # = New this model year

October 20, 2004

Group - 003

Rear Axle



GROUP 3 - Rear Axle

Illustration Title

Group-Fig. No.

Rear Axle

Axle Assembly,Rear,Dana Model 35, Dana Model 44 Fig. 003-110

Differential and Housing

Housing,Rear,Axle,Dana Model 35 Fig. 003-210

Housing,Rear,Axle,Dana Model 44 Fig. 003-220

Differential,Rear,Dana Model 35,without Trac-Lok [DSA] Fig. 003-230

Differential,Rear,Dana Model 35,with Trac-Lok [DSA] Fig. 003-240

Differential,Rear,Dana Model 44,without Trac-Lok [DSA] Fig. 003-250

Differential,Rear,Dana Model 44,with Trac-Lok [DSA] Fig. 003-260

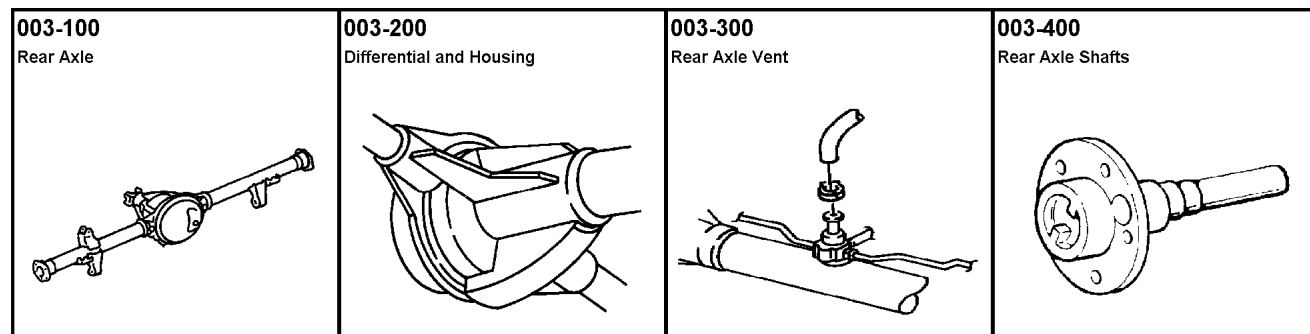
Rear Axle Vent

Vent, Axle Fig. 003-310

Rear Axle Shafts

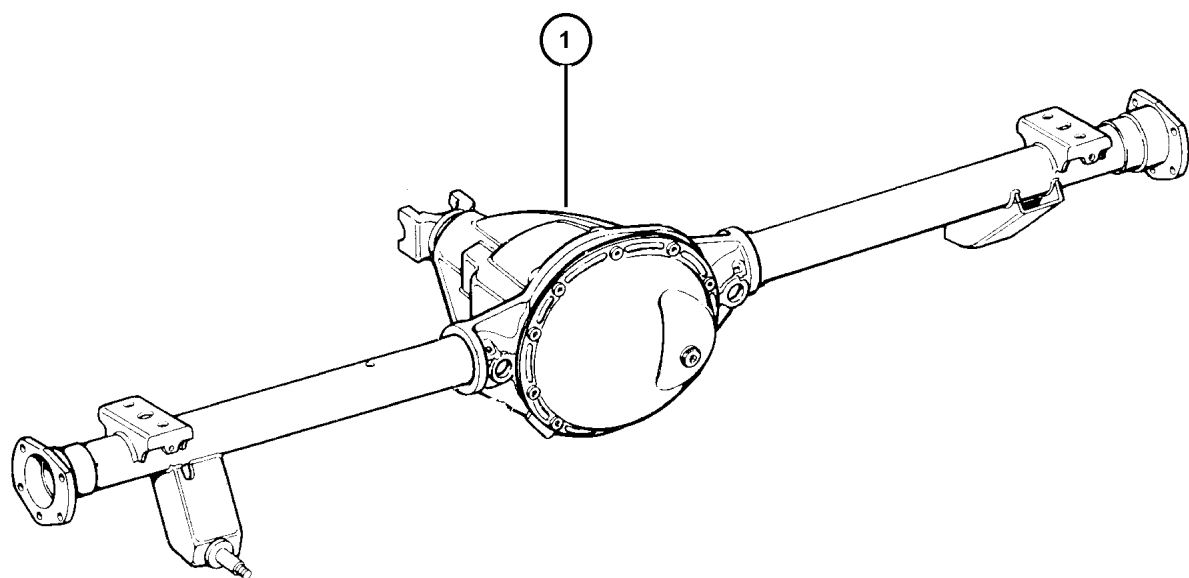
Shaft,Rear Axle Dana Model 35 Fig. 003-410

Shaft,Rear Axle Dana Model 44 Fig. 003-420



**Axle Assembly,Rear,Dana Model 35, Dana Model 44
Figure 003-110**

ITEM	PART NUMBER	QTY	LINE	SERIES	BODY	ENGINE	TRANS	TRIM	DESCRIPTION
Note;DRJ=Dana 35---DRK=Dana 44---DRM=Dana 35C---DMD=3.55 Axle Ratio---DME=3.73 Axle Ratio---DSA=Anti Spin Differential									
1									AXLE, Rear
	4882 453	1							[DRJ,DMD,-DSA] with Tag 52098976
	4882 446	1							[DRM,DME,-DSA] with Tag 52098977
	4882 451	1							[DRM,DME,+DSA] with Tag 52098978
	4886 322AA	1							[DRK,DME,-DSA] with Tag 52098980
	4886 321AA	1							[DRK,DME,+DSA] with Tag 52098981
	5003 337AA	1							[DRK,DME,+DSA] with Tag 52111998AA

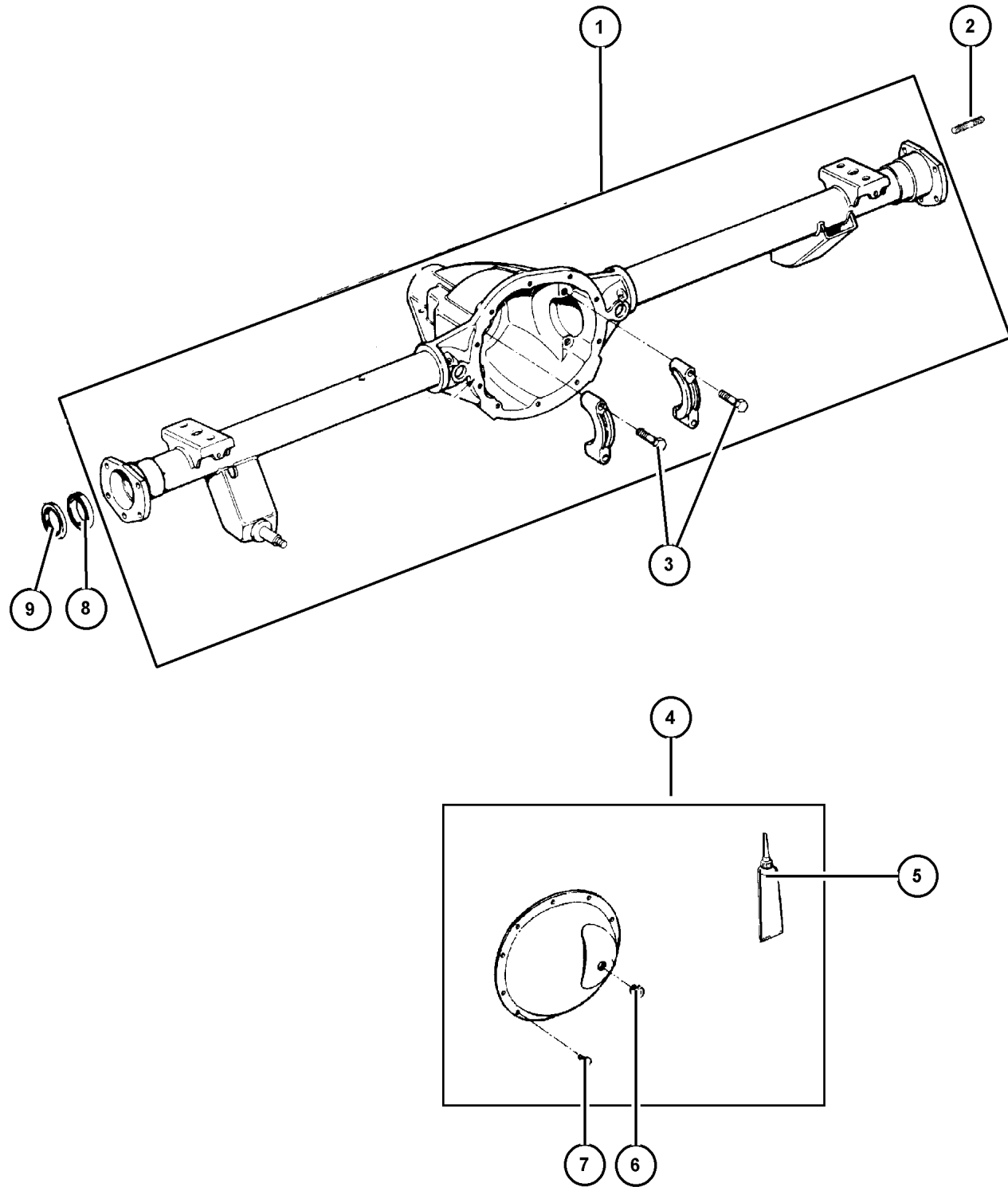


JEEP GRAND CHEROKEE (ZJ)				
SERIES	LINE	BODY	ENGINE	TRANSMISSION
L = Low Line	J = 4WD T = 2WD	74 = 4 Door	ERH, ER0 = 4.0L Power Tech I-6. ELF, EL0 = 5.2L V8 MPI EML, EM0 = 5.9L V8 MPI	DGW = 4 Speed Auto. 44RE DGK = 4 Speed Auto. 42RE DGT = 4 Speed Auto. 46RE DGO = All Speed Auto.

AR = Use as required - = Non illustrated part # = New this model year

October 20, 2004

Housing,Rear,Axle,Dana Model 35
Figure 003-210



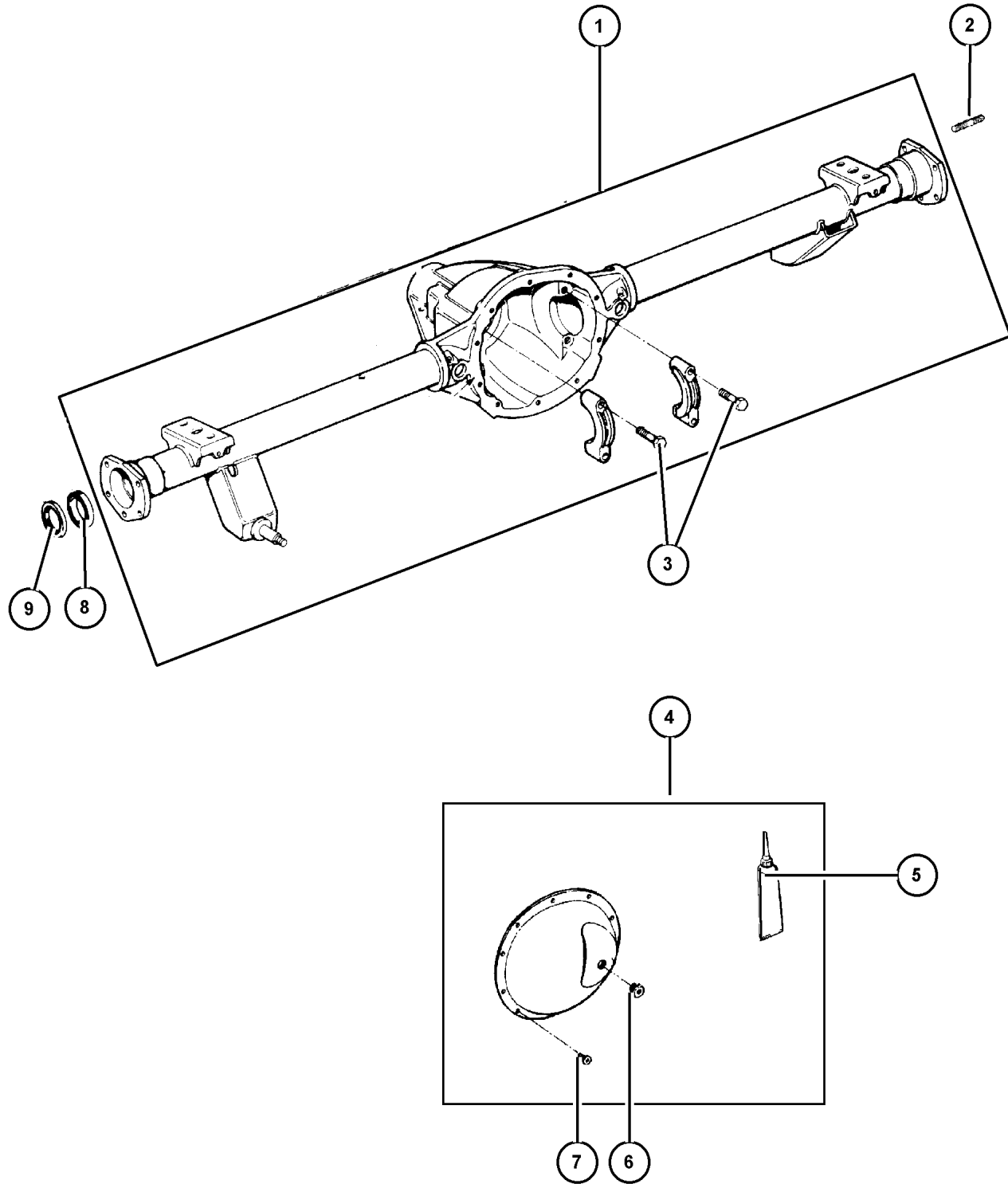
ITEM	PART NUMBER	QTY	LINE	SERIES	BODY	ENGINE	TRANS	TRIM	DESCRIPTION
1	4882 444	1							HOUSING, Axle
2	4856 352	1							STUD, Axle Housing to Backing Plate
3	J400 6553	1							BOLT, Differential
4	5252 493	1							COVER, Differential
5	5010 884AA	1	J						SEALANT, RTV
6	5252 504	1							PLUG, Differential Cover
7	J400 6708	10							SCREW, Pan Head, .312-18x.56
8	J813 4586	1							BEARING, Axle Shaft
9	4856 336	1							SEAL, Axle Drive Shaft

JEEP GRAND CHEROKEE (ZJ)				
SERIES	LINE	BODY	ENGINE	TRANSMISSION
L = Low Line	J = 4WD T = 2WD	74 = 4 Door	ERH, ER0 = 4.0L Power Tech I-6. ELF, EL0 = 5.2L V8 MPI EML, EM0 = 5.9L V8 MPI	DGW = 4 Speed Auto. 44RE DGK = 4 Speed Auto. 42RE DGT = 4 Speed Auto. 46RE DG0 = All Speed Auto.

AR = Use as required - = Non illustrated part # = New this model year

October 20, 2004

Housing,Rear,Axle,Dana Model 44
Figure 003-220



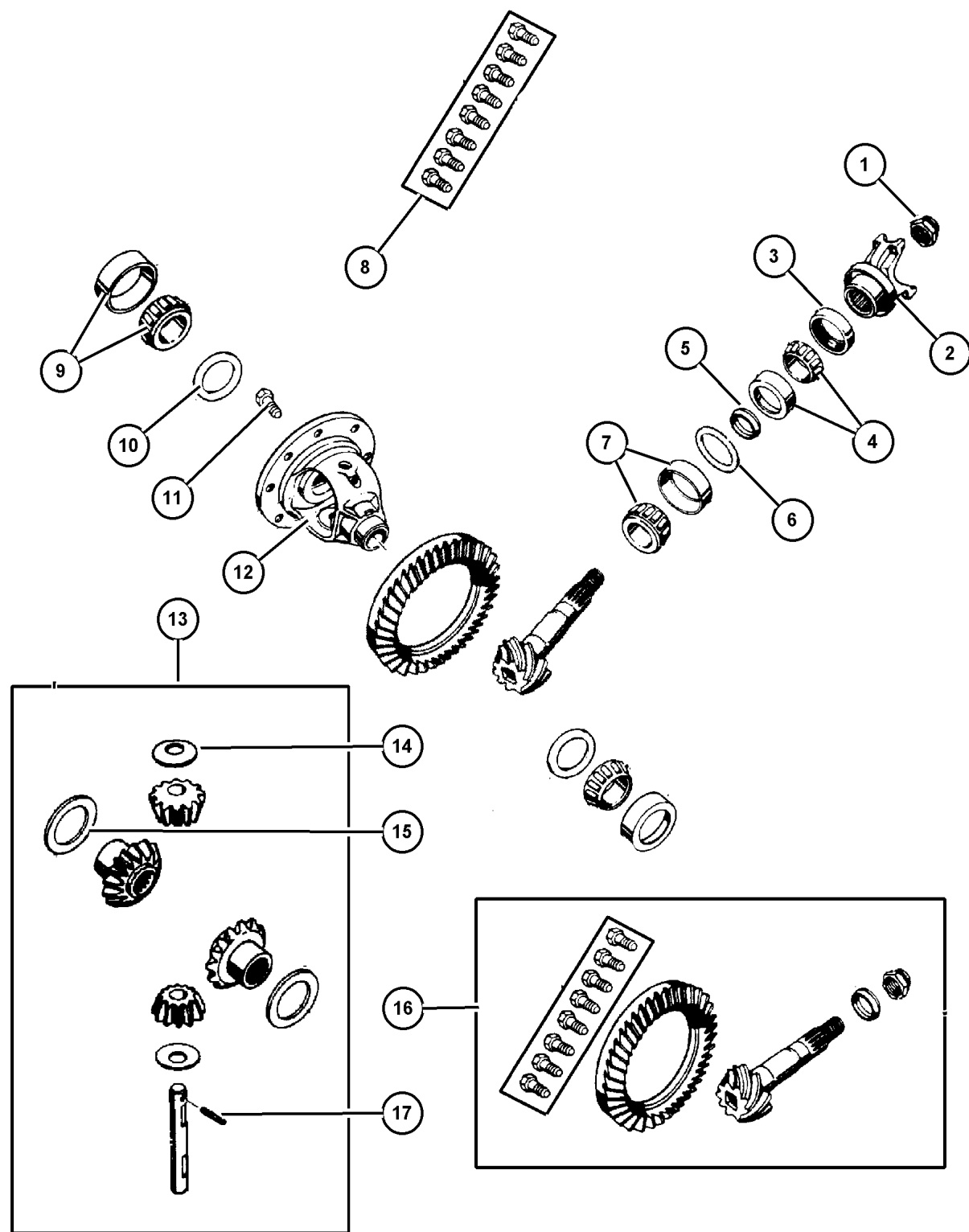
ITEM	PART NUMBER	QTY	LINE	SERIES	BODY	ENGINE	TRANS	TRIM	DESCRIPTION
1	4886 319AA	1							HOUSING, Axle
	5003 335AA	1							with Tag 52098980,52098981 with Tag 52111998AA
2	4856 352	1							STUD, Axle Housing to Backing Plate
3	5012 879AA	4							BOLT, Differential, Carrier Cap Mounting
4	4856 347	1							COVER, Differential
5	5010 884AA	1	J						SEALANT, RTV
6	5252 504	1							PLUG, Differential Cover
7	J400 6708	10							SCREW, Pan Head, .312-18x.56, Cover Attaching
8	J813 4586	1							BEARING, Axle Shaft
9	4856 336	1							SEAL, Axle Drive Shaft

JEEP GRAND CHEROKEE (ZJ)				
SERIES	LINE	BODY	ENGINE	TRANSMISSION
L = Low Line	J = 4WD T = 2WD	74 = 4 Door	ERH, ER0 = 4.0L Power Tech I-6. ELF, EL0 = 5.2L V8 MPI EML, EM0 = 5.9L V8 MPI	DGW = 4 Speed Auto. 44RE DGK = 4 Speed Auto. 42RE DGT = 4 Speed Auto. 46RE DGO = All Speed Auto.

AR = Use as required - = Non illustrated part # = New this model year

October 20, 2004

**Differential,Rear,Dana Model 35,without Trac-Lok [DSA]
Figure 003-230**



ITEM	PART NUMBER	QTY	LINE	SERIES	BODY	ENGINE	TRANS	TRIM	DESCRIPTION
Note: DMD=3.55 Ratio---DME=3.73 Ratio									
1	4720 895	1							NUT, Pinion Yoke
2	4797 552	AR							YOKE, Axle
3	8350 4946	1							SEAL, Drive Pinion
4	5252 508	1							BEARING, Drive Pinion, Bearing and Cup, Front
5	J317 5779	1							SPACER, Drive Pinion Bearing, Crush
6	4720 922	1							SHIM KIT, Pinion Shaft
7	5252 507	1							BEARING, Drive Pinion, Bearing and Cup, Rear
8	4720 891	1							BOLT KIT, Consists of 10-5252503 Screws
9	J812 6500	1							BEARING, Differential, Consists of 2 Bearings and 2 Cups, Side
10	8350 3004	1							SHIM KIT, Differential
11	5252 503	10							SCREW, Drive Gear, Ring Gear Mounting
12	4740 834	1							CASE, Differential
13	4740 670	1							GEAR KIT, Center Differential
14	J812 0831	2							WASHER, Pinion Gear, Pinion, Thrust
15	J812 0832	2							WASHER, Side Gear, Thrust
16	4761 676	1							GEAR KIT, Ring And Pinion [DMD]
	4761 678	1							[DME]
17	5252 502	1							PIN, Differential Shaft

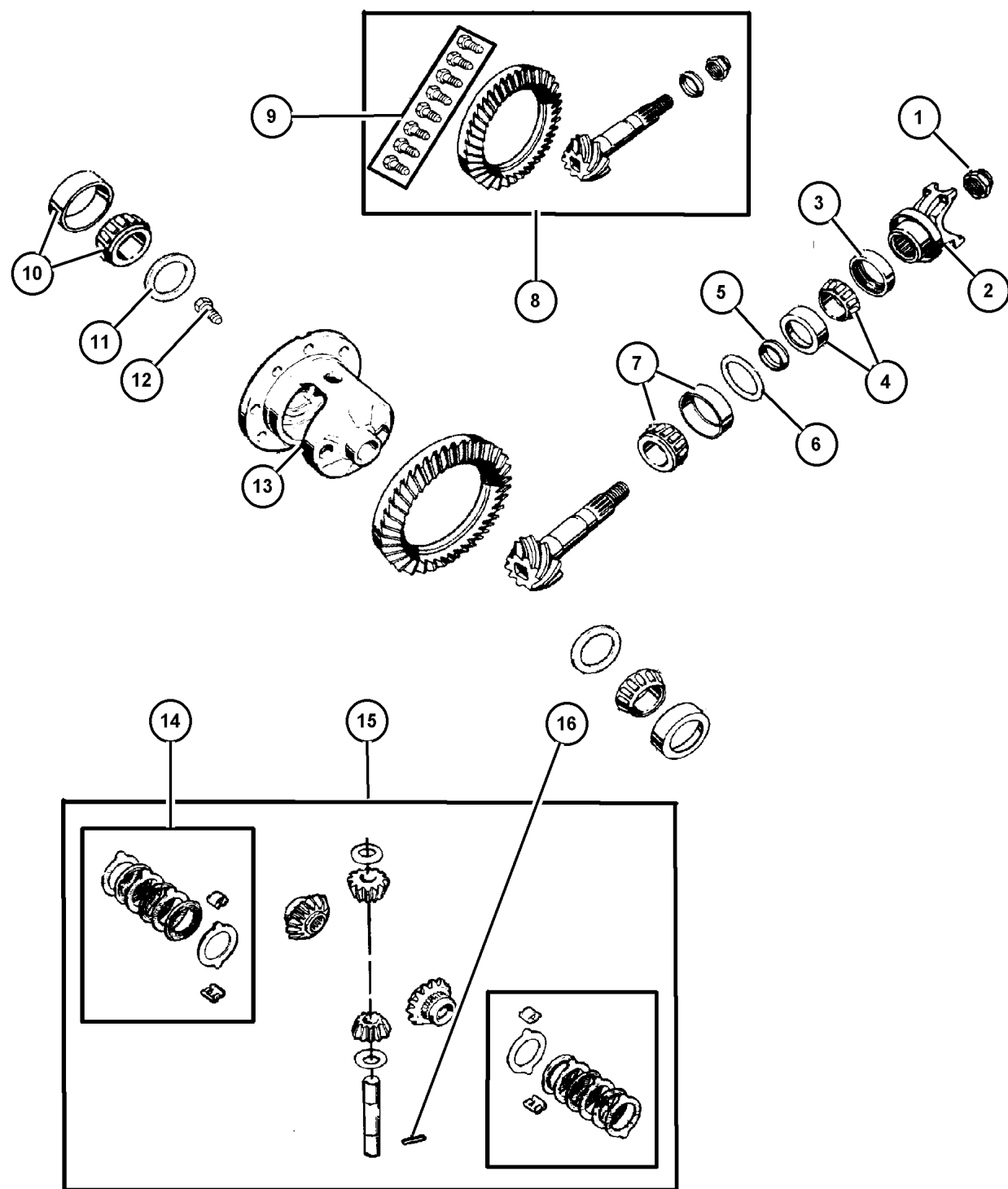
JEEP GRAND CHEROKEE (ZJ)

SERIES	LINE	BODY	ENGINE	TRANSMISSION
L = Low Line	J = 4WD T = 2WD	74 = 4 Door	ERH, ER0 = 4.0L Power Tech I-6. ELF, EL0 = 5.2L V8 MPI EML, EM0 = 5.9L V8 MPI	DGW = 4 Speed Auto. 44RE DGK = 4 Speed Auto. 42RE DGT = 4 Speed Auto. 46RE DGO = All Speed Auto.

AR = Use as required - = Non illustrated part # = New this model year

October 20, 2004

Differential,Rear,Dana Model 35,with Trac-Lok [DSA]
Figure 003-240



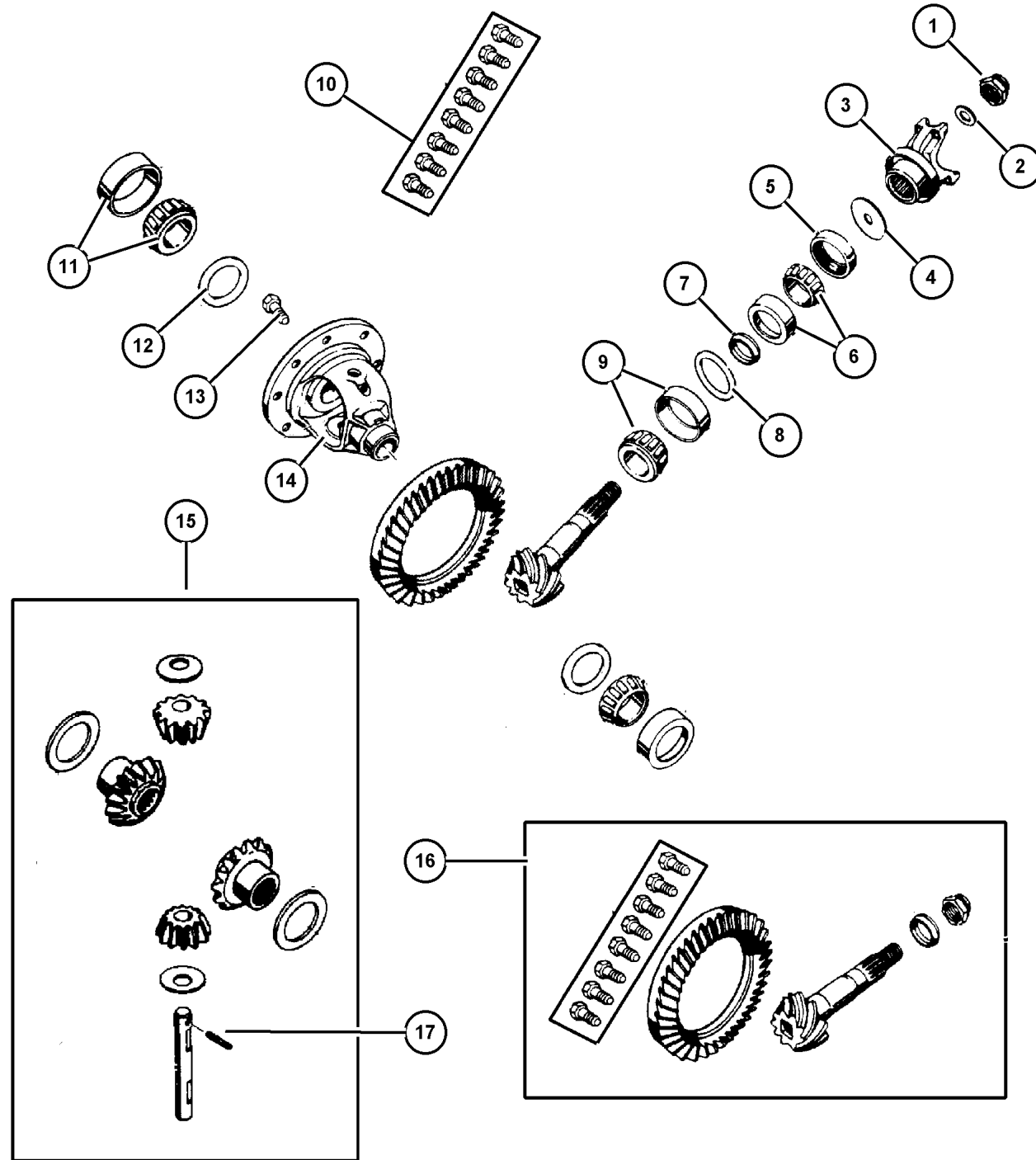
ITEM	PART NUMBER	QTY	LINE	SERIES	BODY	ENGINE	TRANS	TRIM	DESCRIPTION
Note: DME=3.73 Ratio---DSA=Anti-Spin Differential									
1	4720 895	1							NUT, Pinion Yoke
2	4797 552	AR							YOKE, Axle
3	8350 4946	1							SEAL, Drive Pinion
4	5252 508	1							BEARING, Drive Pinion, Bearing and Cup, Front
5	J317 5779	1							SPACER, Drive Pinion Bearing, Crush
6	4720 922	1							SHIM KIT, Pinion Shaft
7	5252 507	1							BEARING, Drive Pinion, Bearing and Cup, Rear
8	4761 678	1							GEAR KIT, Ring And Pinion, [DME]
9	4720 891	1							BOLT KIT, Consists of 10-5252503 Screws
10	J812 6500	1							BEARING, Differential, Consists of 2 Bearings and 2 Cups
11	8350 3004	1							SHIM KIT, Differential
12	5252 503	10							SCREW, Drive Gear, Ring Gear Mounting
13	5252 496	1							CASE, Differential
14	5252 506	1							DISC AND PLATE KIT, Differential
15	4773 010	2							GEAR KIT, Center Differential
16	5252 502	1							PIN, Differential Shaft

JEEP GRAND CHEROKEE (ZJ)				
SERIES	LINE	BODY	ENGINE	TRANSMISSION
L = Low Line	J = 4WD T = 2WD	74 = 4 Door	ERH, ER0 = 4.0L Power Tech I-6. ELF, EL0 = 5.2L V8 MPI EML, EM0 = 5.9L V8 MPI	DGW = 4 Speed Auto. 44RE DGK = 4 Speed Auto. 42RE DGT = 4 Speed Auto. 46RE DGO = All Speed Auto.

AR = Use as required - = Non illustrated part # = New this model year

October 20, 2004

Differential,Rear,Dana Model 44,without Trac-Lok [DSA]
Figure 003-250



ITEM	PART NUMBER	QTY	LINE	SERIES	BODY	ENGINE	TRANS	TRIM	DESCRIPTION
Note:Note: DME=3.73 Ratio---DSA=Anti-Spin Differential									
1	1795 173	1							NUT, Pinion Yoke
2	1795 175	1							WASHER, Pinion Yoke
3	4856 345	1							YOKE, Axle
4	4746 867	1							SLINGER, Drive Pinion
5	4384 188	1							SEAL, Drive Pinion
6	4864 210	1							BEARING, Drive Pinion, Bearing and Cup, Front
7	4864 214	1							SPACER, Crush
8									SHIM KIT, Pinion Shaft
	4856 368	1							.035 to .039
	4856 369	1							.040 to .044
	4856 370	1							.045 to .049
	4856 371	1							.050 to .054
9	4746 979	1							BEARING, Drive Pinion, Bearing and Cup
10	4720 891	1							BOLT KIT, Consists of 10-5252503 Screws
11	4864 213	1							BEARING, Differential Case, Consists of 2 Bearing and 2 Cups
12	4856 367	1							SHIM KIT, Differential
13	5252 503	10							SCREW, Drive Gear, Ring Gear, Mounting
14	4856 357	1							CASE, Differential
15	4856 366	1							GEAR KIT, Center Differential
16	4856 346	1							GEAR KIT, Ring And Pinion, [DME]
17	5015 223AA	1							PIN, Differential Shaft

JEEP GRAND CHEROKEE (ZJ)

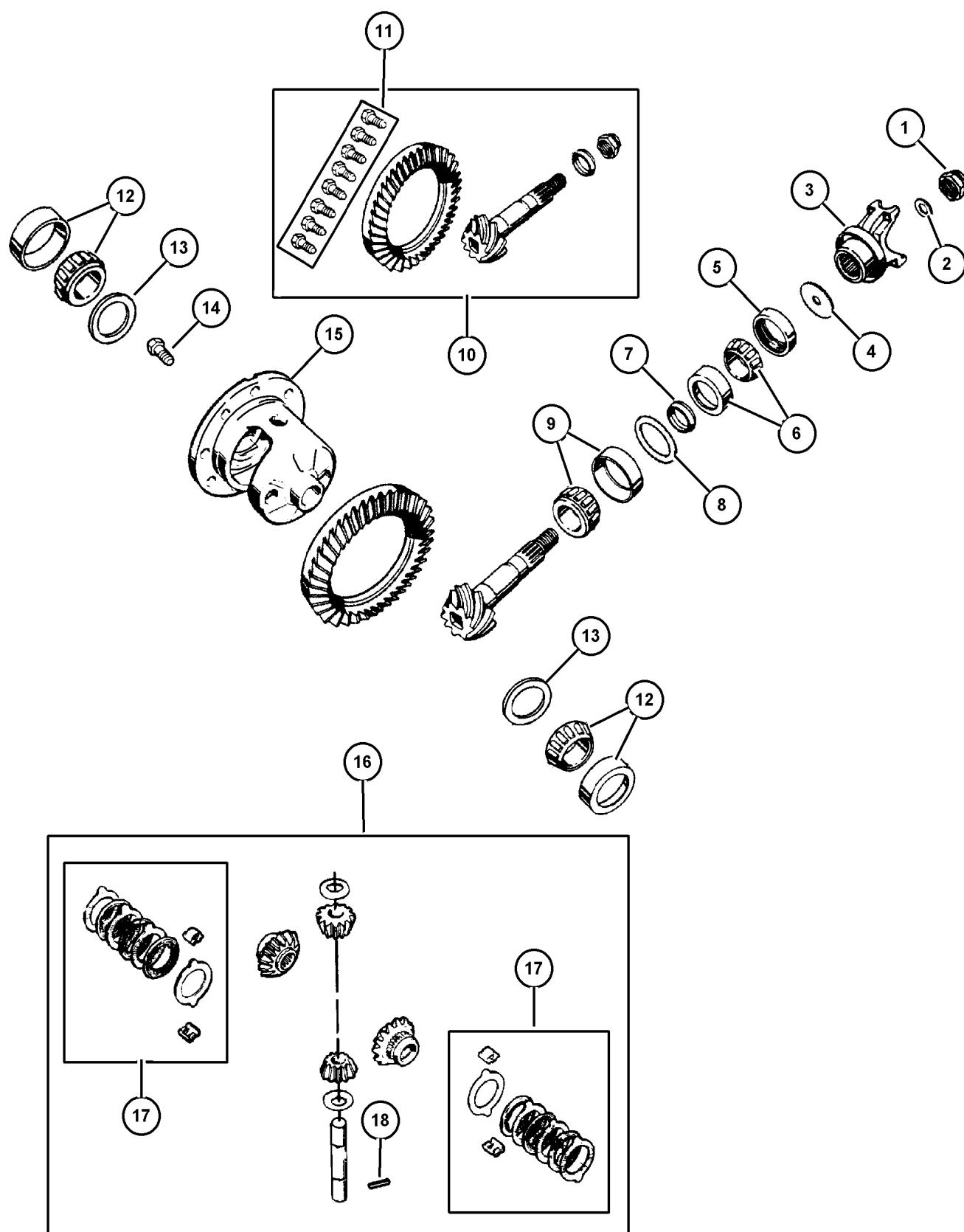
SERIES	LINE	BODY	ENGINE	TRANSMISSION
L = Low Line	J = 4WD T = 2WD	74 = 4 Door	ERH, ER0 = 4.0L Power Tech I-6. ELF, EL0 = 5.2L V8 MPI EML, EM0 = 5.9L V8 MPI	DGW = 4 Speed Auto. 44RE DGK = 4 Speed Auto. 42RE DGT = 4 Speed Auto. 46RE DGO = All Speed Auto.

AR = Use as required - = Non illustrated part # = New this model year

October 20, 2004

Differential,Rear,Dana Model 44,with Trac-Lok [DSA]
Figure 003-260

ITEM	PART NUMBER	QTY	LINE	SERIES	BODY	ENGINE	TRANS	TRIM	DESCRIPTION
Note: DME=3.73 Ratio---DSA=Anti-Spin Differential									
1	1795 173	1							NUT, Pinion Yoke
2	1795 175	1							WASHER, Pinion Yoke
3	4856 345	1							YOKE, Axle [ELO]
	5003 336AA	1							[EM0]
4	4746 867	1							SLINGER, Drive Pinion
5	4384 188	1							SEAL, Drive Pinion
6	4864 210	1							BEARING, Drive Pinion, Bearing and Cup, Front
7	4864 214	1							SPACER, Crush
8	4856 369	1							SHIM KIT, Pinion Shaft .040 to .044 [ELO]
	4856 368	1							.035 to .039 [ELO]
	4856 370	1							.045 to .049 [ELO]
	4856 371	1							.050 to .054 [ELO]
9	4746 979	1							BEARING, Drive Pinion, Bearing and Cup, Rear
10	4856 346	1							GEAR KIT, Ring And Pinion
11	4720 891	1							BOLT KIT
12	4864 213	1							BEARING, Differential Case, Consists of 2 Bearings and 2 Cups
13	4856 367	1							SHIM KIT, Differential
14	5252 503	10							SCREW, Drive Gear, Ring Gear, Mounting
15	4856 355	1							CASE, Differential
16	4856 372	1							GEAR KIT, Center Differential, [DME]
17	4626 720	1							DISC AND PLATE KIT, Differential
18	5015 223AA	1							PIN, Differential Shaft



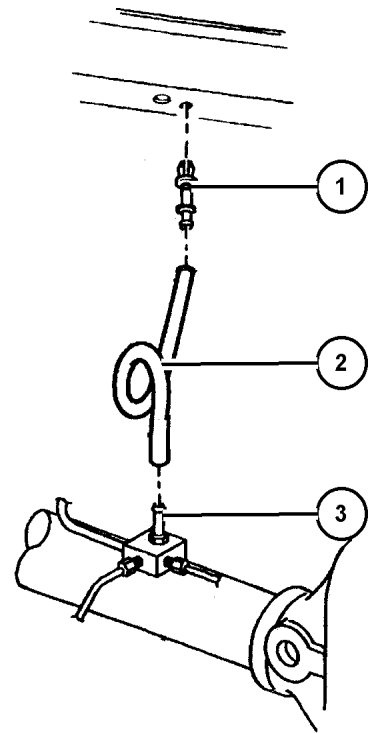
JEEP GRAND CHEROKEE (ZJ)				
SERIES	LINE	BODY	ENGINE	TRANSMISSION
L = Low Line	J = 4WD T = 2WD	74 = 4 Door	ERH, ER0 = 4.0L Power Tech I-6. ELF, EL0 = 5.2L V8 MPI EML, EM0 = 5.9L V8 MPI	DGW = 4 Speed Auto. 44RE DGK = 4 Speed Auto. 42RE DGT = 4 Speed Auto. 46RE DGO = All Speed Auto.

AR = Use as required - = Non illustrated part # = New this model year

October 20, 2004

Vent, Axle
Figure 003-310

ITEM	PART NUMBER	QTY	LINE	SERIES	BODY	ENGINE	TRANS	TRIM	DESCRIPTION
1	J318 7999	1							VENT, Axle, Upper
2	4443 176	1							HOSE, Fuel, .31 I.D. 50 Foot Roll
3	5206 7508	1							BOLT, Axle Vent, Lower



JEEP GRAND CHEROKEE (ZJ)

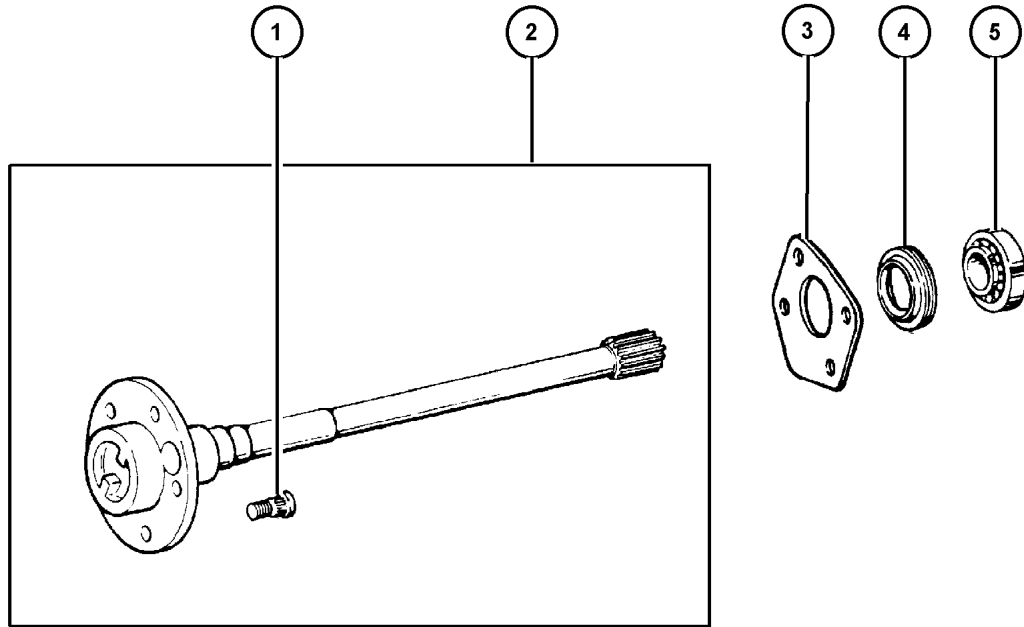
SERIES	LINE	BODY	ENGINE	TRANSMISSION
L = Low Line	J = 4WD T = 2WD	74 = 4 Door	ERH, ER0 = 4.0L Power Tech I-6. ELF, EL0 = 5.2L V8 MPI EML, EM0 = 5.9L V8 MPI	DGW = 4 Speed Auto. 44RE DGK = 4 Speed Auto. 42RE DGT = 4 Speed Auto. 46RE DG0 = All Speed Auto.

AR = Use as required - = Non illustrated part # = New this model year

October 20, 2004

**Shaft,Rear Axle Dana Model 44
Figure 003-420**

ITEM	PART NUMBER	QTY	LINE	SERIES	BODY	ENGINE	TRANS	TRIM	DESCRIPTION
1	4762 841	10							STUD, Hub
2									SHAFT, Axle
	4856 332	1							Right
	4856 333	1							Left
3	4856 344	2							RETAINER, Axle Shaft
4	4856 336	2							SEAL, Axle Drive Shaft
5	J813 4586	2							BEARING, Axle Shaft



JEEP GRAND CHEROKEE (ZJ)				
SERIES	LINE	BODY	ENGINE	TRANSMISSION
L = Low Line	J = 4WD T = 2WD	74 = 4 Door	ERH, ER0 = 4.0L Power Tech I-6. ELF, EL0 = 5.2L V8 MPI EML, EM0 = 5.9L V8 MPI	DGW = 4 Speed Auto. 44RE DGK = 4 Speed Auto. 42RE DGT = 4 Speed Auto. 46RE DGO = All Speed Auto.

AR = Use as required - = Non illustrated part # = New this model year

October 20, 2004

Group - 004

Parking Brake

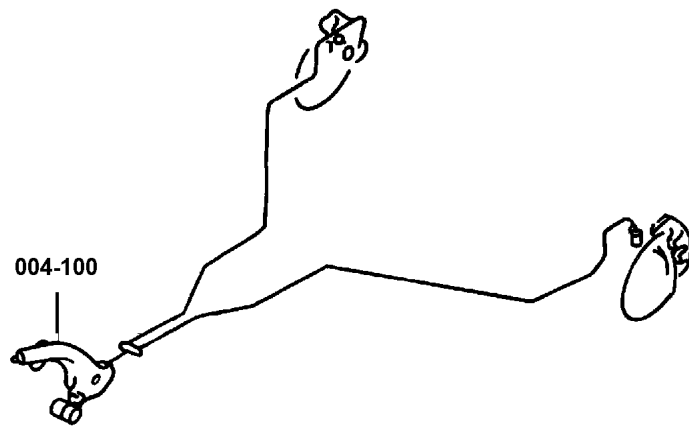
GROUP 4 - Parking Brake


Illustration Title

Group-Fig. No.

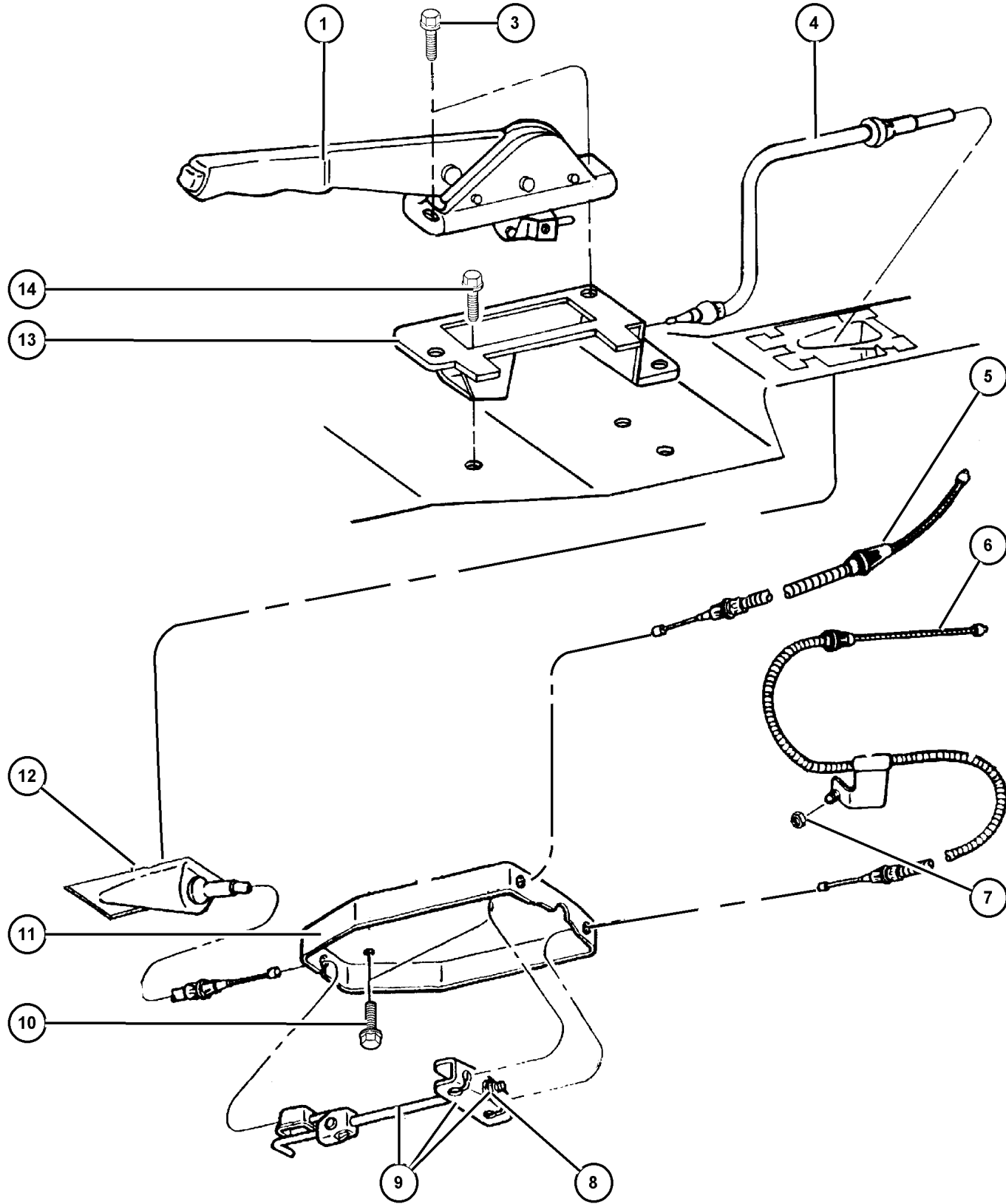
Parking Brake Lever and Cables

Lever Assembly And Cables Parking Brake Fig. 004-110



004-100 Parking Brake Lever and Cables			
			

Lever Assembly And Cables Parking Brake Figure 004-110



ITEM	PART NUMBER	QTY	LINE	SERIES	BODY	ENGINE	TRANS	TRIM	DESCRIPTION
Note: ARV=Plus Decor Group									
1	52127 959AB	1							LEVER, Park Brake [-ARV]
	52128 173AB	1							[+ARV]
-2	5212 7960	1							SWITCH, Parking Brake [-ARV]
	5600 7089	1							[+ARV]
3	6502 640	2							BOLT, Hex Flange Head, M6x1.0x17, Park Brake Lever to Mounting Bracket
4	5200 8232	1							CABLE, Parking Brake, Front
5	5200 8905	1							CABLE, Parking Brake, Left,Rear
6	5200 8904	1							CABLE, Parking Brake, Right,Rear
7	6101 695	2							NUT, Hex Flange Lock, M8x1.25, Rear Cable mounting Nut to Lower Control Arm, Right & Left
8	6502 499	1							NUT AND WASHER, Hex Lock Nut-Coned Lock Washer, M8 x 1.25
9	5200 9527	1							TENSIONER, Parking Brake Cable
10	6100 293	2							BOLT AND CONED WASHER, Hex Head, M8x14x17, Cable End
11	52127 952AB	1							Support Bracket Attaching BRACKET, Cable
12	5200 5874	1							INSERT, Parking Brake Cable
13	5207 8884	1							BRACKET, Parking Lever, Mounting
14	6502 640	3							BOLT, Hex Flange Head, M6x1.0x17, Park Brake Mounting Bracket to Floor Pan

JEEP GRAND CHEROKEE (ZJ)

SERIES	LINE	BODY	ENGINE	TRANSMISSION
L = Low Line	J = 4WD T = 2WD	74 = 4 Door	ERH, ER0 = 4.0L Power Tech I-6. ELF, EL0 = 5.2L V8 MPI EML, EM0 = 5.9L V8 MPI	DGW = 4 Speed Auto. 44RE DGK = 4 Speed Auto. 42RE DGT = 4 Speed Auto. 46RE DGO = All Speed Auto.

AR = Use as required - = Non illustrated part # = New this model year

October 20, 2004

Group - 005

Service Brakes

GROUP 5 - Service Brakes

Illustration Title

Group-Fig. No.

Front Brakes

Brakes,Front Fig. 005-110

Rear Brakes

Brakes,Rear Fig. 005-210

Power Brake Booster

Booster Fig. 005-310

Brake Master Cylinder

Master Cylinder Fig. 005-410

Hydraulic Control Unit Anti-lock Fig. 005-420

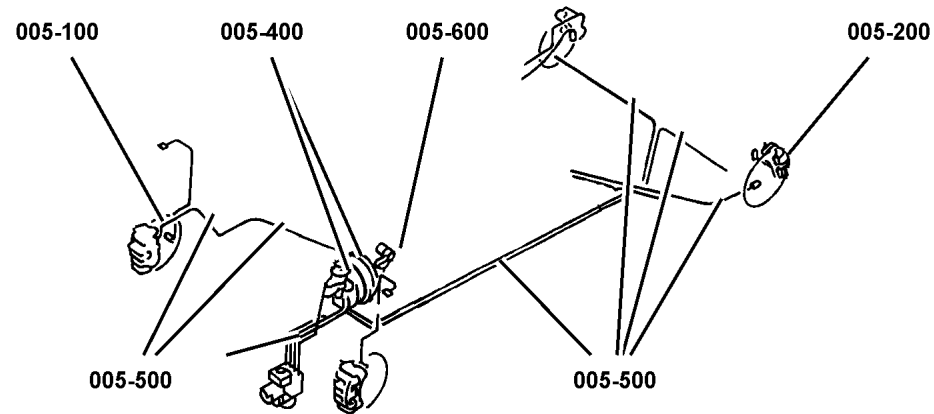
Brake Lines and Hoses

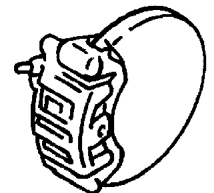

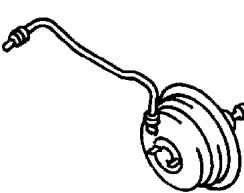
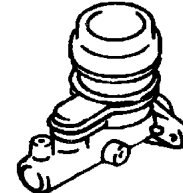
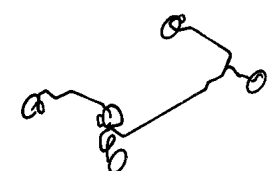

Brake Lines And Hoses,Front Fig. 005-510

Brake Lines And Hoses,Rear Fig. 005-520

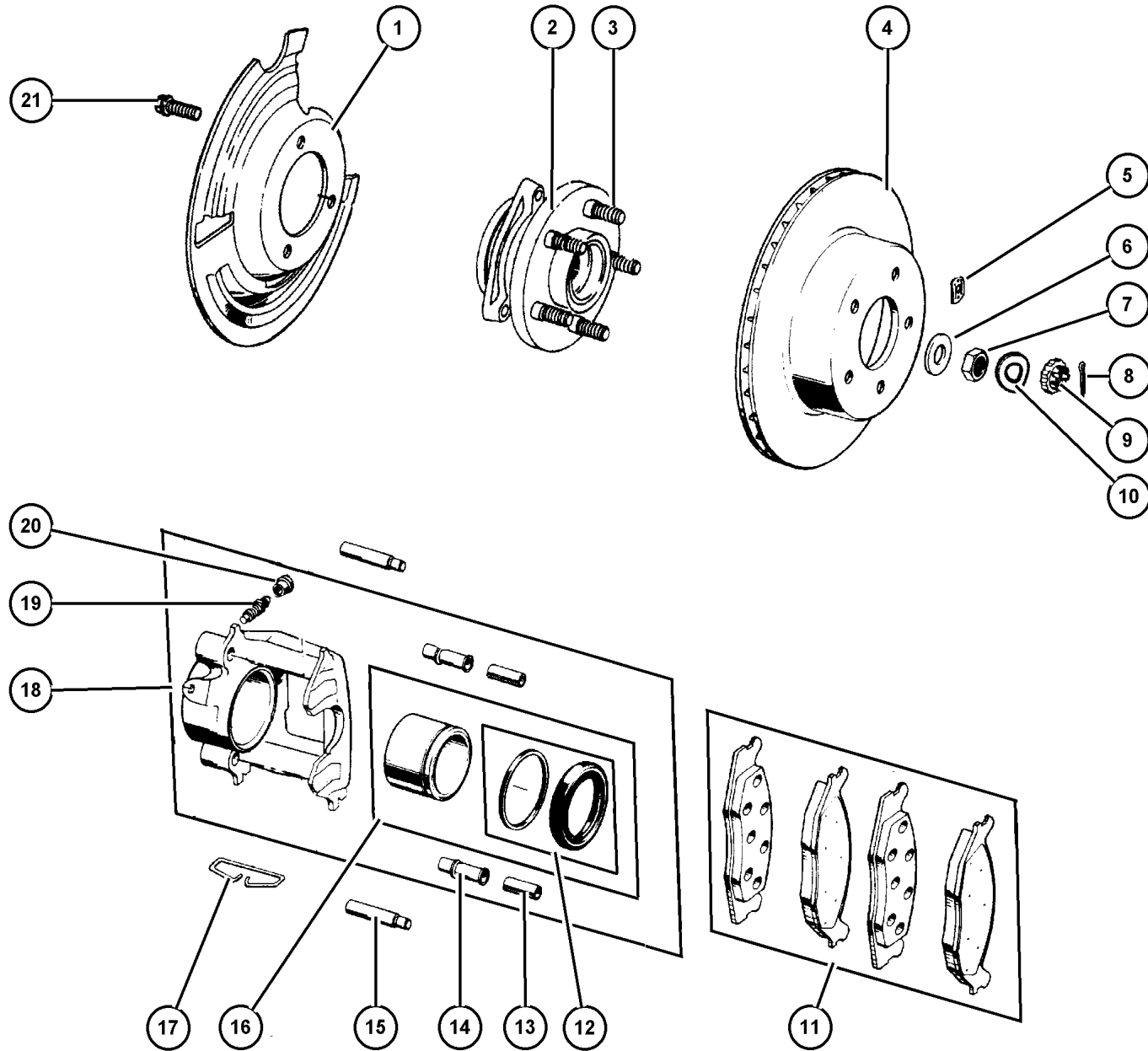
Brake Pedals

Brake Pedal Fig. 005-610



<p>005-100 Front Brakes</p> 	<p>005-200 Rear Brakes</p> 	<p>005-300 Power Brake Booster</p> 	<p>005-400 Brake Master Cylinder</p> 
<p>005-500 Brake Lines and Hoses</p> 	<p>005-600 Brake Pedals</p> 		

Brakes, Front Figure 005-110



ITEM	PART NUMBER	QTY	LINE	SERIES	BODY	ENGINE	TRANS	TRIM	DESCRIPTION
1									SHIELD, Brake
	5200 5476	1	T						Right
	5200 5477	1	T						Left
	5200 5476	1	J						Right
	5200 5477	1	J						Left
2									HUB AND BEARING, Brake
	5300 7449	2	T						
		2	J						
3									STUD, Hub
	5300 7463	10	T						
		10	J						
4									ROTOR, Brake
	5200 8440	2	T						
		2	J						
5	6026 430	AR							SPRING RETAINER, Push On, .50x20
6									WASHER, Flat
	J420 0096	2	T						
		2	J						
7									NUT, Hex
	J420 0095	2	T						
		2	J						
8									PIN, Cotter, M4x40.00
	1101 0069	6	T						
		6	J						
9									RETAINER, Hub Nut
	J420 0097	2	T						
		2	J						
10									WASHER, Wave
	4740 749	2	T						
		2	J						
11									PAD KIT, Front Disc Brake
	4883 344AC	1	T						
		1	J						
12									BOOT AND SEAL, Disc Brake
	J813 3852	1	T						
		1	J						
13									BUSHING, Disc Brake Caliper
	4383 471	2	T						
		2	J						
14									SLEEVE, Disc Brake Caliper
	4423 573	2	T						

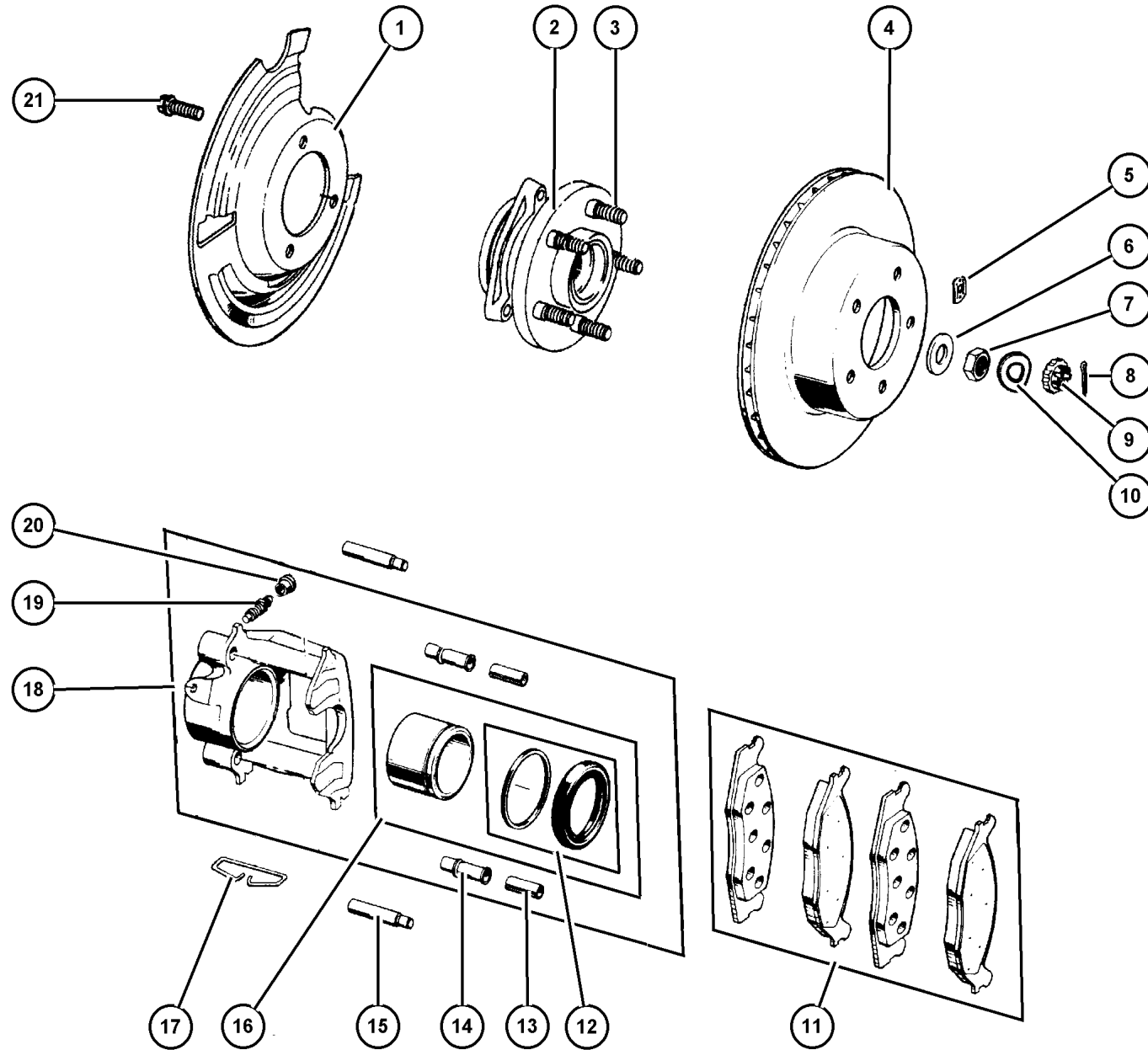
JEEP GRAND CHEROKEE (ZJ)

SERIES	LINE	BODY	ENGINE	TRANSMISSION
L = Low Line	J = 4WD T = 2WD	74 = 4 Door	ERH, ER0 = 4.0L Power Tech I-6. ELF, EL0 = 5.2L V8 MPI EML, EM0 = 5.9L V8 MPI	DGW = 4 Speed Auto. 44RE DGK = 4 Speed Auto. 42RE DGT = 4 Speed Auto. 46RE DGO = All Speed Auto.

AR = Use as required - = Non illustrated part # = New this model year

October 20, 2004

Brakes, Front Figure 005-110



ITEM	PART NUMBER	QTY	LINE	SERIES	BODY	ENGINE	TRANS	TRIM	DESCRIPTION
		2	J						
15	5253 000	4	T						PIN, Caliper
		4	J						
16	5252 614	1	T						PISTON, Brake
		1	J						
17	J323 9865	1	T						CLIP, Brake Caliper
		1	J						
18	5252 984	1	T						CALIPER, Disc Brake
	5252 985	1	T						Right
	5252 984	1	J						Left
	5252 985	1	J						Right
		1	J						Left
19	J320 3313	1	T						SCREW, Bleeder
		1	J						
20	4238 717	1	T						CAP, Bleeder
		1	J						
21	3420 1535	6	T						BOLT
									Hub and Bearing to Knuckle
									Mounting
		6	J						Hub and Bearing to Knuckle
									Mounting

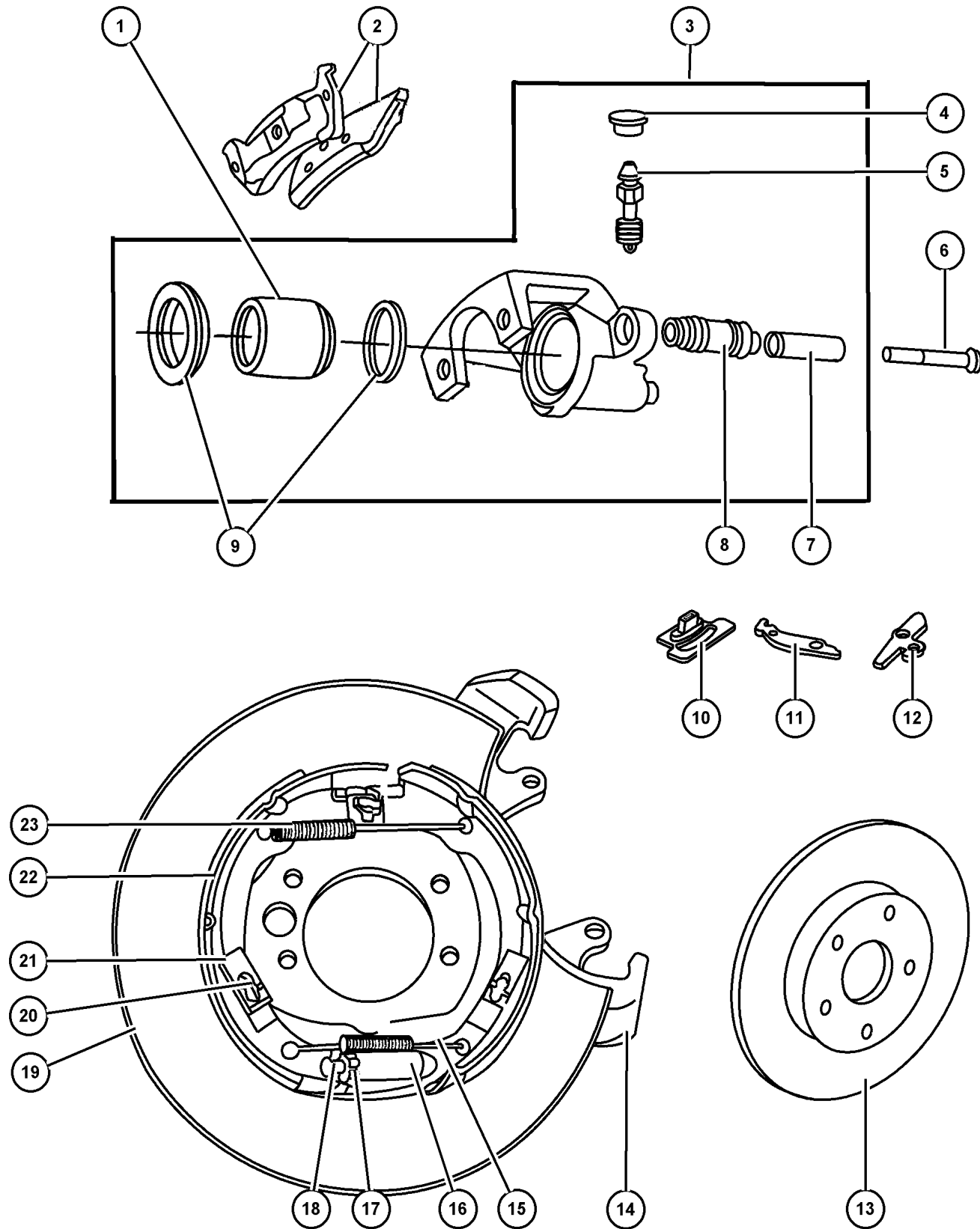
JEEP GRAND CHEROKEE (ZJ)

SERIES	LINE	BODY	ENGINE	TRANSMISSION
L = Low Line	J = 4WD T = 2WD	74 = 4 Door	ERH, ER0 = 4.0L Power Tech I-6. ELF, EL0 = 5.2L V8 MPI EML, EM0 = 5.9L V8 MPI	DGW = 4 Speed Auto. 44RE DGK = 4 Speed Auto. 42RE DGT = 4 Speed Auto. 46RE DGO = All Speed Auto.

AR = Use as required - = Non illustrated part # = New this model year

October 20, 2004

Brakes, Rear Figure 005-210



ITEM	PART NUMBER	QTY	LINE	SERIES	BODY	ENGINE	TRANS	TRIM	DESCRIPTION
1	4762 111	1							PISTON, Brake
2	4883 717AA	1							SHOE AND LINING, Rear Disc Brake
3	4762 102	1							CALIPER, Disc Brake Right
	4762 103	1							Left
4	4762 113	1							CAP, Bleeder
5	J092 0463	1							BLEEDER SCREW, Brake
6	5253 000	4							PIN, Caliper
7	4762 105	2							SLEEVE, Brake Caliper
8	4762 106	2							BUSHING, Caliper
9	4762 110	1							BOOT AND SEAL PACKAGE, Disc Brake
10	4762 124	1							BOOT, Parking Brake Lever
11	4762 130	1							LEVER, Park Brake Adjusting Cable, Right
	4762 131	1							Cable, Left
12	4762 132	1							LEVER, Park Brake Adjusting, Cam
13	5200 8184	2							ROTOR, Brake
14	4796 342	1							ADAPTER, Disc Brake Caliper Right
	4796 343	1							Left
15	4762 116	1							SPRING, Park Brake Shoe Return, Lower
16	4762 118	1							NUT, Parking Brake Adjusting
17	4762 120	1							SCREW, Parking Brake, Adjusting
18	4762 115	1							SOCKET, Parking Brake, Adjusting
19	4762 128	1							PLATE, Brake Backing Right
	4762 129	1							Left
20	4762 126	2							PIN, Brake Shoe Hold Down
21	4762 125	2							CLIP, Parking Brake Hold Down
22	4796 337	1							SHOE AND LINING KIT, Parking Brake
23	4762 127	1							SPRING, Park Brake Shoe Return, Upper
-24	4762 121	1							PLUG, Brake Adjusting Hole
-25	5602 7722	1							SENSOR, Anti-Lock Brake Right
	5602 7723	1							Left
-26	4762 191	AR							BOLT, ABS Sensor, Mounting

JEEP GRAND CHEROKEE (ZJ)

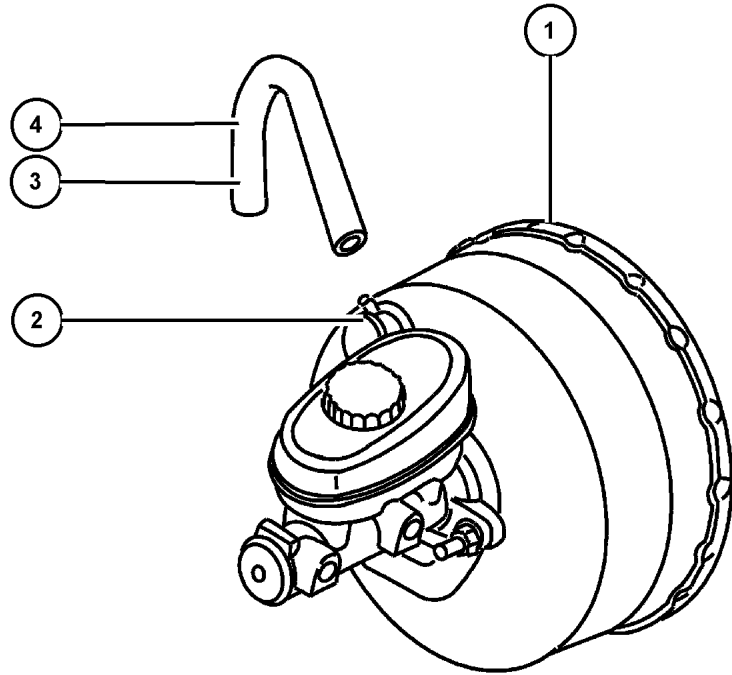
SERIES	LINE	BODY	ENGINE	TRANSMISSION
L = Low Line	J = 4WD T = 2WD	74 = 4 Door	ERH, ER0 = 4.0L Power Tech I-6. ELF, EL0 = 5.2L V8 MPI EML, EM0 = 5.9L V8 MPI	DGW = 4 Speed Auto. 44RE DGK = 4 Speed Auto. 42RE DGT = 4 Speed Auto. 46RE DGO = All Speed Auto.

AR = Use as required - = Non illustrated part # = New this model year

October 20, 2004

**Booster
Figure 005-310**

ITEM	PART NUMBER	QTY	LINE	SERIES	BODY	ENGINE	TRANS	TRIM	DESCRIPTION
1	4761 786	1							BOOSTER, Power Brake
2	4713 085	1							VALVE, Check, Elbow, with Grommet
3	3879 277	1							HOSE, Brake Vacuum, Intake Manifold to Booster
4	5200 8569	1							HOSE, Brake Booster, Intake Manifold to Booster
-5	J400 3909	4							NUT, Hex Flange With Serration, Booster to Dash Mounting



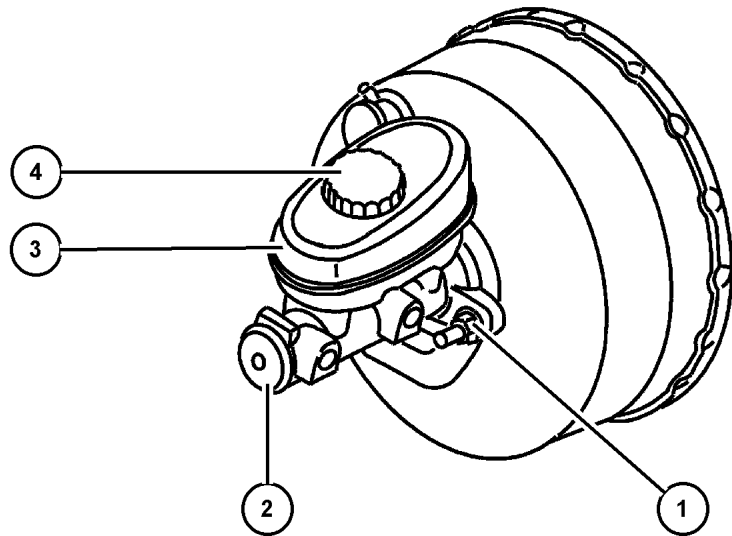
JEEP GRAND CHEROKEE (ZJ)				
SERIES	LINE	BODY	ENGINE	TRANSMISSION
L = Low Line	J = 4WD T = 2WD	74 = 4 Door	ERH, ER0 = 4.0L Power Tech I-6. ELF, EL0 = 5.2L V8 MPI EML, EM0 = 5.9L V8 MPI	DGW = 4 Speed Auto. 44RE DGK = 4 Speed Auto. 42RE DGT = 4 Speed Auto. 46RE DGO = All Speed Auto.

AR = Use as required - = Non illustrated part # = New this model year

October 20, 2004

**Master Cylinder
Figure 005-410**

ITEM	PART NUMBER	QTY	LINE	SERIES	BODY	ENGINE	TRANS	TRIM	DESCRIPTION
1	6100 517	2							NUT, Hex Flange Lock, M8 Phosphate
2	4761 941	1							MASTER CYLINDER, Brake
3	4761 942	1							RESERVOIR, Brake Master Cylinder
4	4761 944	1							CAP, Master Cylinder Reservoir
-5	J400 3909	4							NUT, Hex Flange With Serration, Booster to Dash Mounting



JEEP GRAND CHEROKEE (ZJ)				
SERIES	LINE	BODY	ENGINE	TRANSMISSION
L = Low Line	J = 4WD T = 2WD	74 = 4 Door	ERH, ER0 = 4.0L Power Tech I-6. ELF, EL0 = 5.2L V8 MPI EML, EM0 = 5.9L V8 MPI	DGW = 4 Speed Auto. 44RE DGK = 4 Speed Auto. 42RE DGT = 4 Speed Auto. 46RE DG0 = All Speed Auto.

AR = Use as required - = Non illustrated part # = New this model year

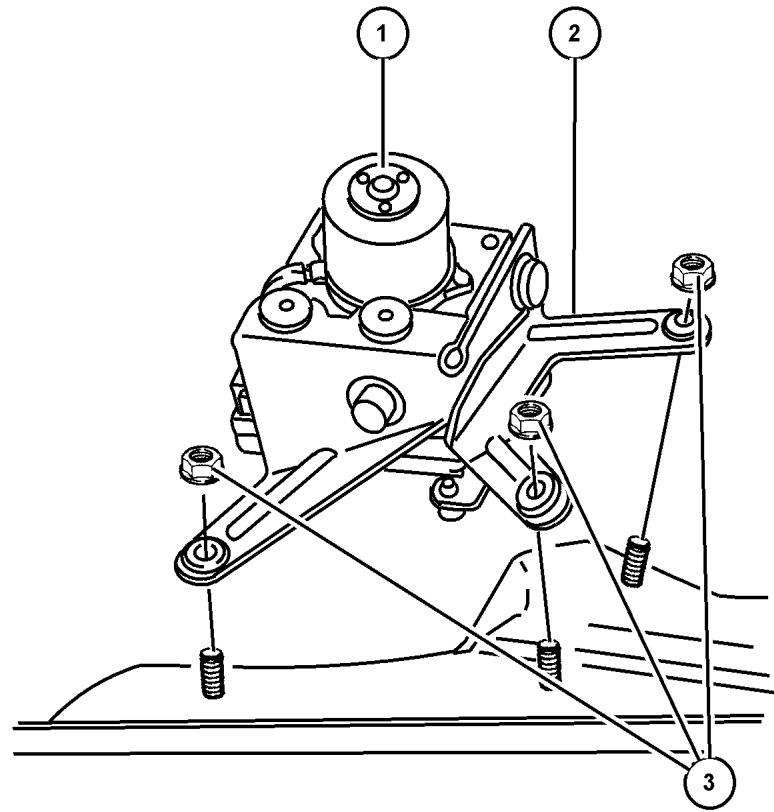
October 20, 2004

Hydraulic Control Unit Anti-lock Figure 005-420

ITEM	PART NUMBER	QTY	LINE	SERIES	BODY	ENGINE	TRANS	TRIM	DESCRIPTION
------	-------------	-----	------	--------	------	--------	-------	------	-------------

NOTE: For Anti-Lock Brake Awareness Video Tape Use Part# 52008713.

1	5200 9047	1							CONTROL UNIT, Anti-Lock Brake
2	5200 9052	1							BRACKET, Hydraulic Control Unit
3	3420 1711	3							NUT, Hex Flange, M8x1.25, HCU Mounting



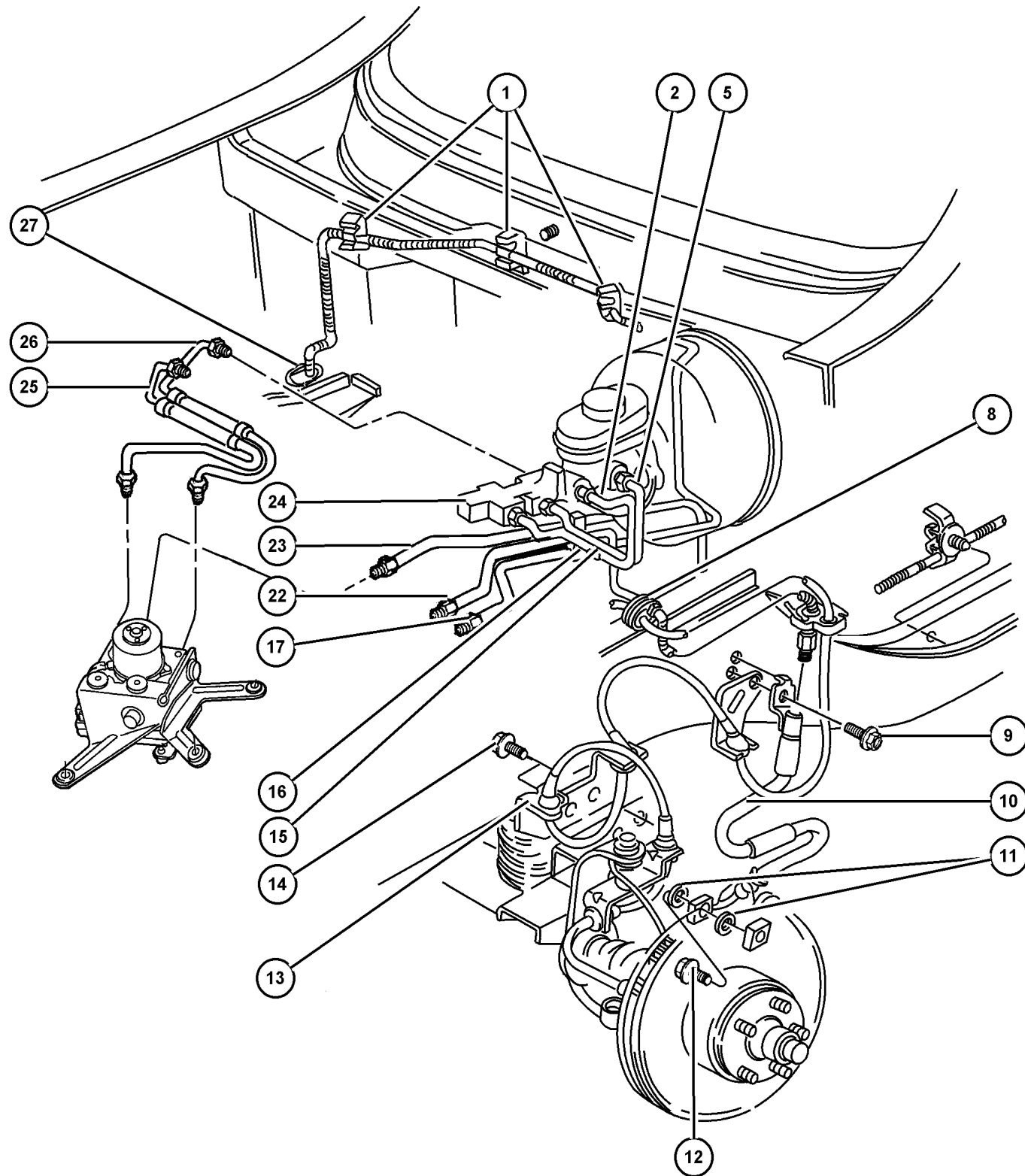
JEEP GRAND CHEROKEE (ZJ)

SERIES	LINE	BODY	ENGINE	TRANSMISSION
L = Low Line	J = 4WD T = 2WD	74 = 4 Door	ERH, ER0 = 4.0L Power Tech I-6. ELF, EL0 = 5.2L V8 MPI EML, EM0 = 5.9L V8 MPI	DGW = 4 Speed Auto. 44RE DGK = 4 Speed Auto. 42RE DGT = 4 Speed Auto. 46RE DGO = All Speed Auto.

AR = Use as required - = Non illustrated part # = New this model year

October 20, 2004

Brake Lines And Hoses,Front Figure 005-510



ITEM	PART NUMBER	QTY	LINE	SERIES	BODY	ENGINE	TRANS	TRIM	DESCRIPTION
1	5200 9077	3							CLIP, Brake Tube Firewall
2	5200 8939	1							TUBE, Brake, M/Cyl. to Combo Valve (Secondary)
-3	6503 707	1							NUT, Brake Line, Fits 52008939
-4	6034 627	1							NUT, Brake Line, Fits 52008939
5	5200 8603	1							TUBE, Brake, M/Cyl. to Combo Valve (Primary)
-6	6034 868	1							NUT, Brake Line, Fits 52008603 Tube
-7	6503 399	1							NUT, Brake Line, Fits 52008603 Tube
8	5200 8339	2							GROMMET, Front Brake Tube, Brake Tube to Wheelhouse, Left
9	6502 711	2							BOLT, ABS Sensor
10	5200 8674	1							HOSE, Brake Right
	5200 8675	1							Left
11	J323 7672	8							GASKET, Brake Hose To Caliper, Brake Hose Mounting
12	J400 6700	4							BOLT, Banjo, Brake Hose Mounting
13	5602 6996	1							BRACKET, Brake Sensor Right
	5602 6997	1							Left
14	6502 655	4							SCREW, Hex Head, M6x1x15, Brake Sensor Bracket Mounting
15	J400 6034	1							CLIP, Brake Tube, 2 Way
16	52128 245AA	2							CLIP, Brake Tube, 3 Way
17	1843 251	AR							TUBE, Steel, .187 25 Foot Roll, OEM Number was 52008960
-18	J319 5677	1							NUT, Inverted Flare, .375-24, Fits 52008960 Tube
-19	3879 283	1							COVER, Brake Tube Wire, .18, Fits 52008960 Tube
-20	6503 707	1							NUT, Brake Line, Fits 52008960 Tube
-21	5212 7936	1							SLEEVE, Braided, Fits 52008960 Tube
22	5200 9223	1							TUBE, Brake, Brake Hose Tube to HCU, Left
23	5200 9222	1							TUBE, Brake, Brake Hose Tube to HCU, Right
24	52009 061AB	1							VALVE, Proportioning, Combination (Combo)

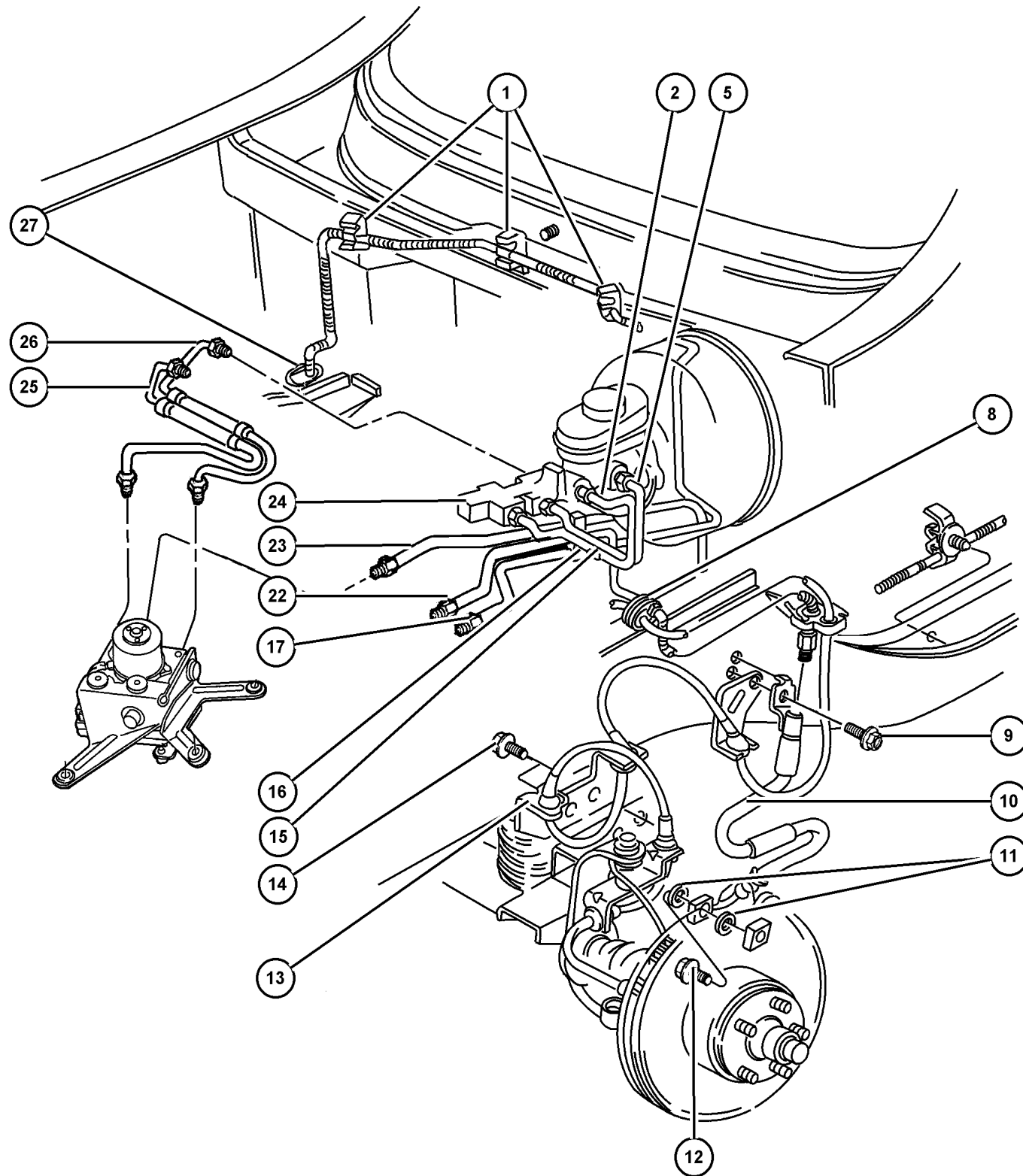
JEEP GRAND CHEROKEE (ZJ)

SERIES	LINE	BODY	ENGINE	TRANSMISSION
L = Low Line	J = 4WD T = 2WD	74 = 4 Door	ERH, ER0 = 4.0L Power Tech I-6. ELF, EL0 = 5.2L V8 MPI EML, EM0 = 5.9L V8 MPI	DGW = 4 Speed Auto. 44RE DGK = 4 Speed Auto. 42RE DGT = 4 Speed Auto. 46RE DGO = All Speed Auto.

AR = Use as required - = Non illustrated part # = New this model year

October 20, 2004

Brake Lines And Hoses, Front Figure 005-510



ITEM	PART NUMBER	QTY	LINE	SERIES	BODY	ENGINE	TRANS	TRIM	DESCRIPTION
25	5200 8957	1							HOSE, Brake, Combo Valve to HCU - Secondary
26	5200 8956	1							HOSE, Brake, Combo Valve to HCU - Primary
27	5200 8339	2							GROMMET, Front Brake Tube, Brake Tube to Wheelhouse, Right

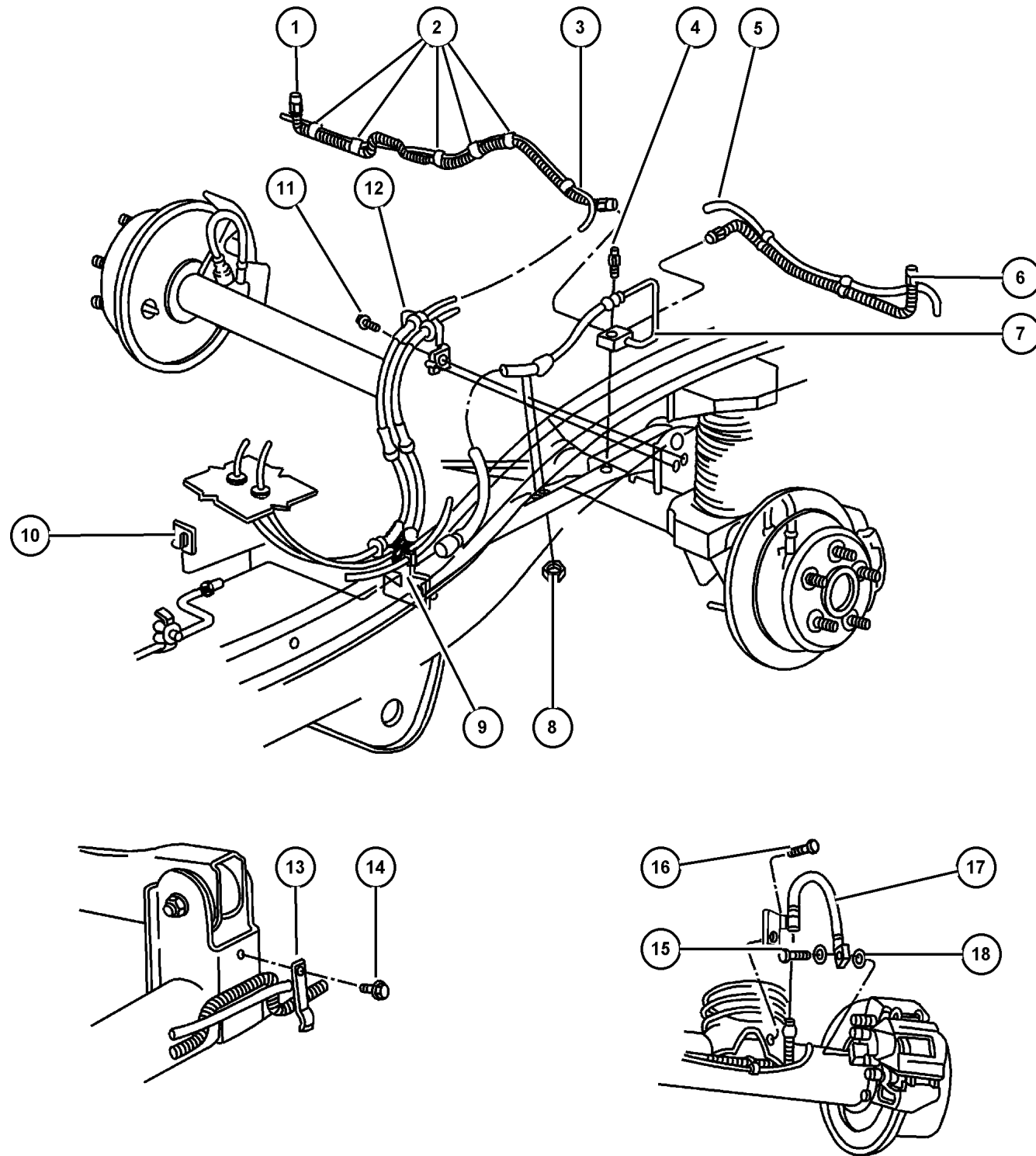
JEEP GRAND CHEROKEE (ZJ)

SERIES	LINE	BODY	ENGINE	TRANSMISSION
L = Low Line	J = 4WD T = 2WD	74 = 4 Door	ERH, ER0 = 4.0L Power Tech I-6. ELF, EL0 = 5.2L V8 MPI EML, EM0 = 5.9L V8 MPI	DGW = 4 Speed Auto. 44RE DGK = 4 Speed Auto. 42RE DGT = 4 Speed Auto. 46RE DGO = All Speed Auto.

AR = Use as required - = Non illustrated part # = New this model year

October 20, 2004

Brake Lines And Hoses,Rear Figure 005-520



ITEM	PART NUMBER	QTY	LINE	SERIES	BODY	ENGINE	TRANS	TRIM	DESCRIPTION
1									TUBE, Brake
	5212 8222	1							[DRJ,DRM], Right
	5200 9050	1							[DRK], Right
2	5602 6775	8							CLIP, Tube To Speed Sensor
3	5602 7722	1							SENSOR, Anti-Lock Brake, Right
4	5206 7508	1							BOLT, Axle Vent
5	5602 7723	1							SENSOR, Anti-Lock Brake, Left
6	5200 8609	1							TUBE, Brake, Left
7	5200 7401	1							HOSE, Brake, Brake Tube to Rear
									Axle Tee
8	6101 695	1							NUT, Hex Flange Lock, M8x1.25, Rear Brake Hose Mounting
9	5210 0148	1							BRACKET, Brake Hose
10	2208 893	1							LOCK, Brake Hose, Rear
11	6502 655	1							SCREW, Hex Head, M6x1x15, ABS Bracket Mounting
12	5602 6757	1							BRACKET, Anti-Lock Brake Sensor, Sensor
13	5200 7748	1							CLIP, Brake Tube
14	6502 655	1							SCREW, Hex Head, M6x1x15, Brake Tube Clip Mounting
15	J400 6700	4							BOLT, Banjo, Brake Hose Mounting
16	6502 655	2							SCREW, Hex Head, M6x1x15, Brake Hose to Axle Mounting
17									HOSE, Brake
	5200 8662	1							Right
	5200 8663	1							Left
18	J323 7672	8							GASKET, Brake Hose To Caliper

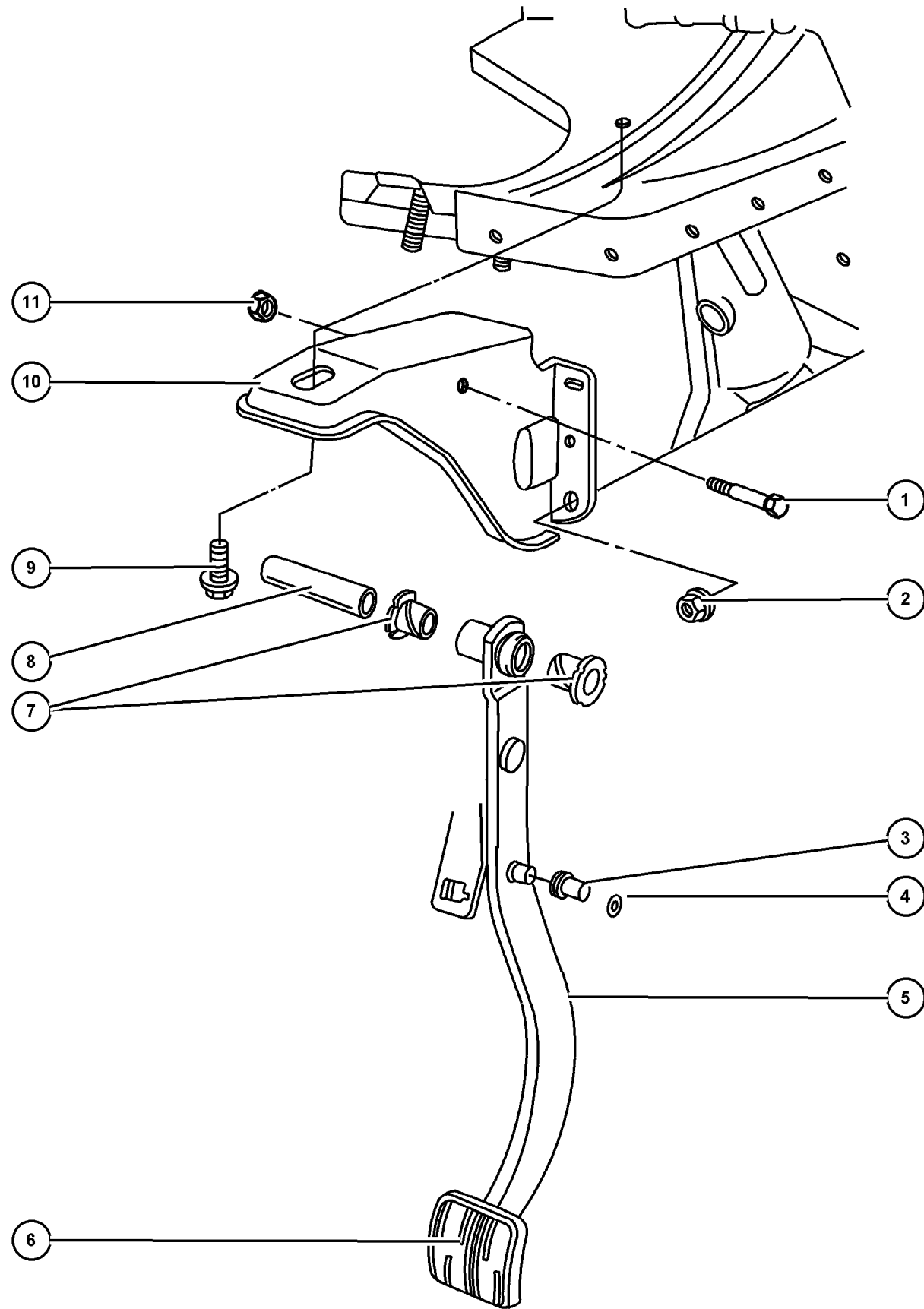
JEEP GRAND CHEROKEE (ZJ)

SERIES	LINE	BODY	ENGINE	TRANSMISSION
L = Low Line	J = 4WD T = 2WD	74 = 4 Door	ERH, ER0 = 4.0L Power Tech I-6. ELF, EL0 = 5.2L V8 MPI EML, EM0 = 5.9L V8 MPI	DGW = 4 Speed Auto. 44RE DGK = 4 Speed Auto. 42RE DGT = 4 Speed Auto. 46RE DGO = All Speed Auto.

AR = Use as required - = Non illustrated part # = New this model year

October 20, 2004

Brake Pedal Figure 005-610



ITEM	PART NUMBER	QTY	LINE	SERIES	BODY	ENGINE	TRANS	TRIM	DESCRIPTION
1	6100 206	1							BOLT, Hex Head, M14x70, Brake Pedal to Bracket Mounting
2	J400 3909	4							NUT, Hex Flange With Serration, Booster to Firewall Mounting
3	4446 361	1							BUSHING, Hydraulic Clutch Actuator
4	6035 334	1							CLIP, Brake Push Rod, Brake Booster Push Rod to Pedal Pin Retaining
5	5207 8995	1							PEDAL, Brake
6	5200 2749	1							PAD, Pedal
7	J322 5981	2							BUSHING, Pedal Shaft
8	5300 0637	1							SLEEVE, Pedal Shaft
9	0181 112	1							SCREW AND WASHER, .375-16x1.00, Brake Pedal Mounting Bracket
10	5207 8407	1							BRACKET, Brake Pedal
11	6502 585	1							NUT, Brake Pedal to Bracket Mounting

JEEP GRAND CHEROKEE (ZJ)

SERIES	LINE	BODY	ENGINE	TRANSMISSION
L = Low Line	J = 4WD T = 2WD	74 = 4 Door	ERH, ER0 = 4.0L Power Tech I-6. ELF, EL0 = 5.2L V8 MPI EML, EM0 = 5.9L V8 MPI	DGW = 4 Speed Auto. 44RE DGK = 4 Speed Auto. 42RE DGT = 4 Speed Auto. 46RE DGO = All Speed Auto.

AR = Use as required - = Non illustrated part # = New this model year

October 20, 2004

Group - 007

Cooling

GROUP 7 - Cooling

Illustration Title

Group-Fig. No.

Radiator and Related Parts

Radiator and Related Parts 4.0L Engine Fig. 007-150

Radiator and Related Parts 5.2L and 5.9L Engine Fig. 007-160

Water Pump and Related Parts

Water Pump and Related Parts 4.0L Engine Fig. 007-210

Water Pump and Related Parts 5.2L and 5.9L Engines Fig. 007-220

Tank, Coolant Engine

Coolant Tank Fig. 007-310

Pulleys and Related Parts

Drive Pulleys 4.0L Engine Fig. 007-420

Drive Pulleys 5.2L and 5.9L Engines Fig. 007-430

Drive Belts

Drive Belt Fig. 007-520

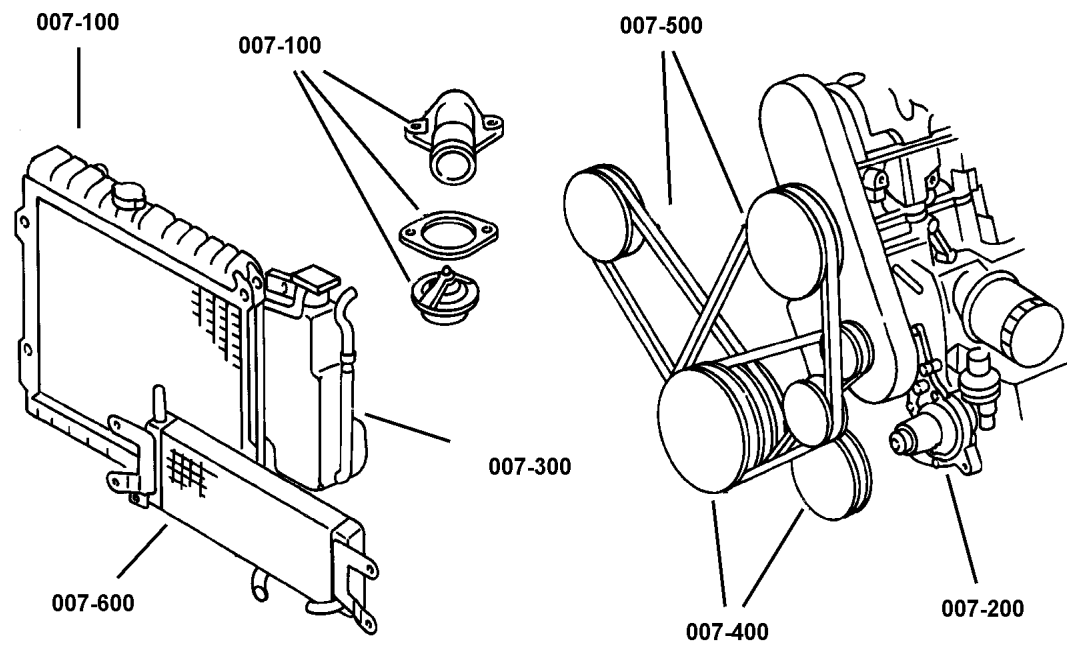
Lines, Transmission Oil Cooler

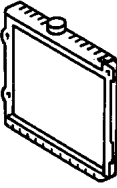
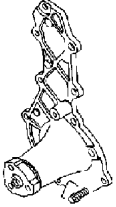

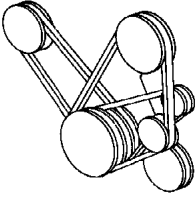
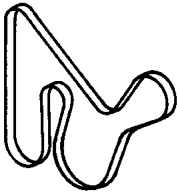
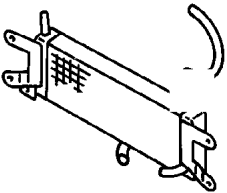
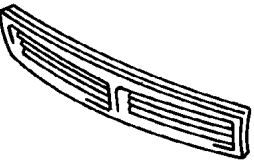
Lines 4.0L Engine Fig. 007-610

Lines 5.2L and 5.9L Engines Fig. 007-620

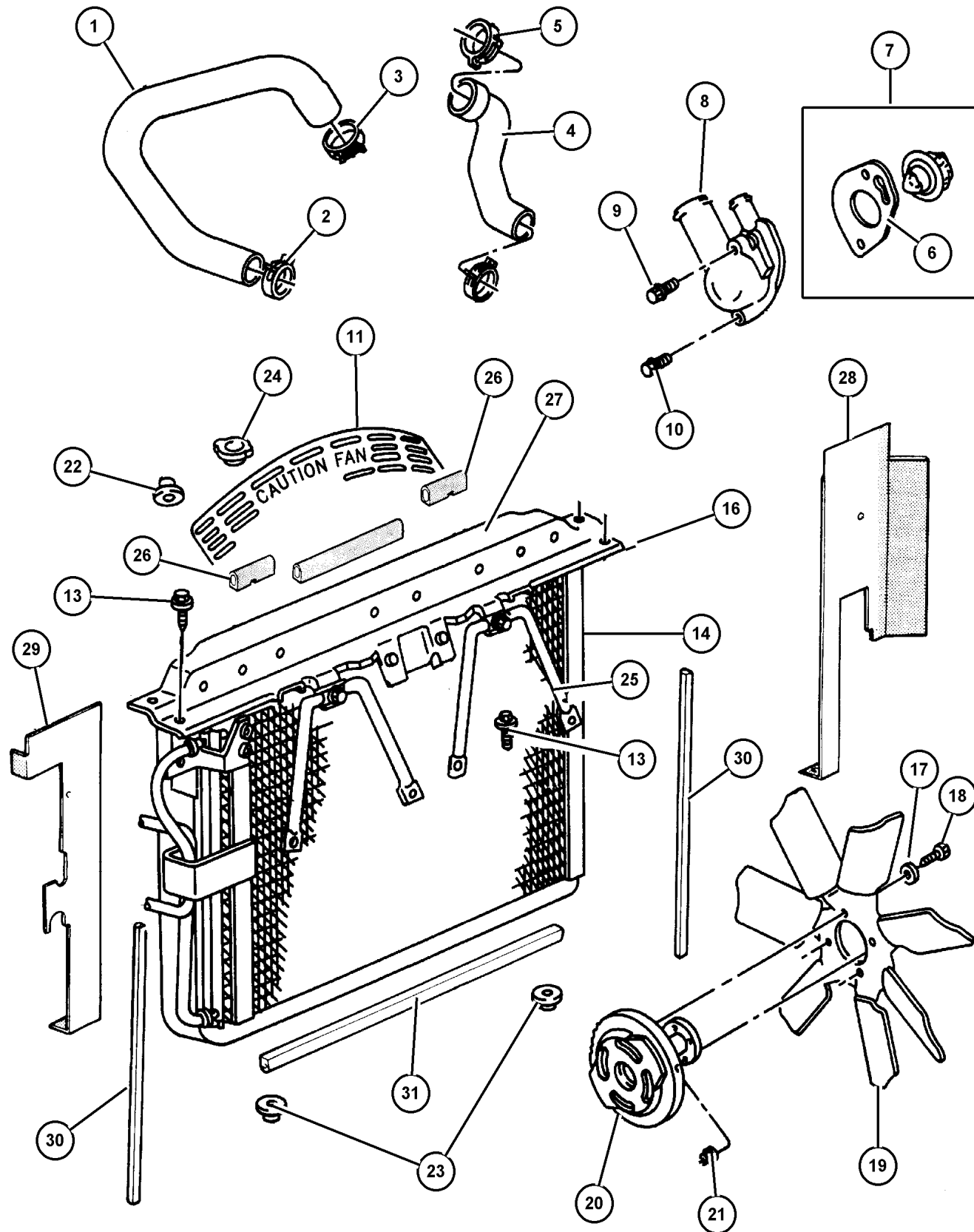
Grilles

Grille and Related Parts Fig. 007-720



<p>007-100 Radiator and Related Parts</p> 	<p>007-200 Water Pump and Related Parts</p> 	<p>007-300 Tank, Coolant Engine</p> 	<p>007-400 Pulleys and Related Parts</p> 
<p>007-500 Drive Belts</p> 	<p>007-600 Lines, Transmission Oil Cooler</p> 	<p>007-700 Grilles</p> 	

Radiator and Related Parts 4.0L Engine Figure 007-150



ITEM	PART NUMBER	QTY	LINE	SERIES	BODY	ENGINE	TRANS	TRIM	DESCRIPTION
1	5202 8263	1				ER0			HOSE, Radiator Inlet, Radiator Inlet
2	3200 2983	1				ER0			CLAMP, Hose, 32mm Black
3	5200 5580	1				ER0			CLAMP, Hose to Radiator
4	52028 262AB	1				ER0			HOSE, Radiator, Outlet
5	6032 277	1							CLAMP, Radiator
6	53020 547AB	1				ER0			GASKET, Thermostat
7	5202 8186	1				ER0			THERMOSTAT, 195 Degrees
8	5300 6192	1				ER0			HOUSING, Thermostat, Thermostat
9	6034 927	1				ER0			SCREW AND WASHER, Hex Head, .312-18x.970
10									BOLT, (NOT SERVICED) (Not Serviced)
11	52079 583AB	1				ER0	DGK		SHROUD, Fan
-12	5207 9602	2				ER0	DGK		BRACKET, Shroud
13	6100 568	4							BOLT AND WASHER, Implement Attaching
14	52079 597AB	1				ER0	DGK		RADIATOR, Engine Cooling
-15	4644 746	1							DRAINCOCK, Radiator, Radiator
16	5525 4771	1				ER0	DGK		CROSSMEMBER, Radiator, Upper
17	5200 6642	2				ER0	DGK		ISOLATOR, Radiator, Upper
18	6034 860	4							BOLT AND WASHER, Implement Attaching
19	5207 9570	1				ER0			FAN, Cooling
20									VISCOUS CLUTCH, Fan Drive Without [NMC]
	5202 7823	1				ER0			With [NMC]
21	0154 591	4				ER0			NUT AND WASHER, Hex, .312-18
22	5200 6642	2				ER0	DGK		ISOLATOR, Radiator, Upper
23	J068 7550	2				ER0	DGK		GROMMET, Radiator, Lower
24	5202 7793	1				ER0	DGK		CAP, Radiator
25	5525 4509	2				ER0	DGK		BRACE, Radiator Crossmember
26	5202 7811	2				ER0	DGK		SEAL, Crossmember, Upper
27	5202 7507	1				ER0	DGK		SEAL, Crossmember, Lower
28	5200 6160	1				ER0	DGK		SEAL, Radiator, Radiator Side, Right
29	5200 6159	1				ER0	DGK		SEAL, Radiator, Radiator Side, Left
30	5202 7509	2				ER0	DGK		SEAL, Radiator Condenser, Radiator to Condenser
31	5202 7506	1				ER0	DGK		SEAL, Crossmember, Lower Crossmember

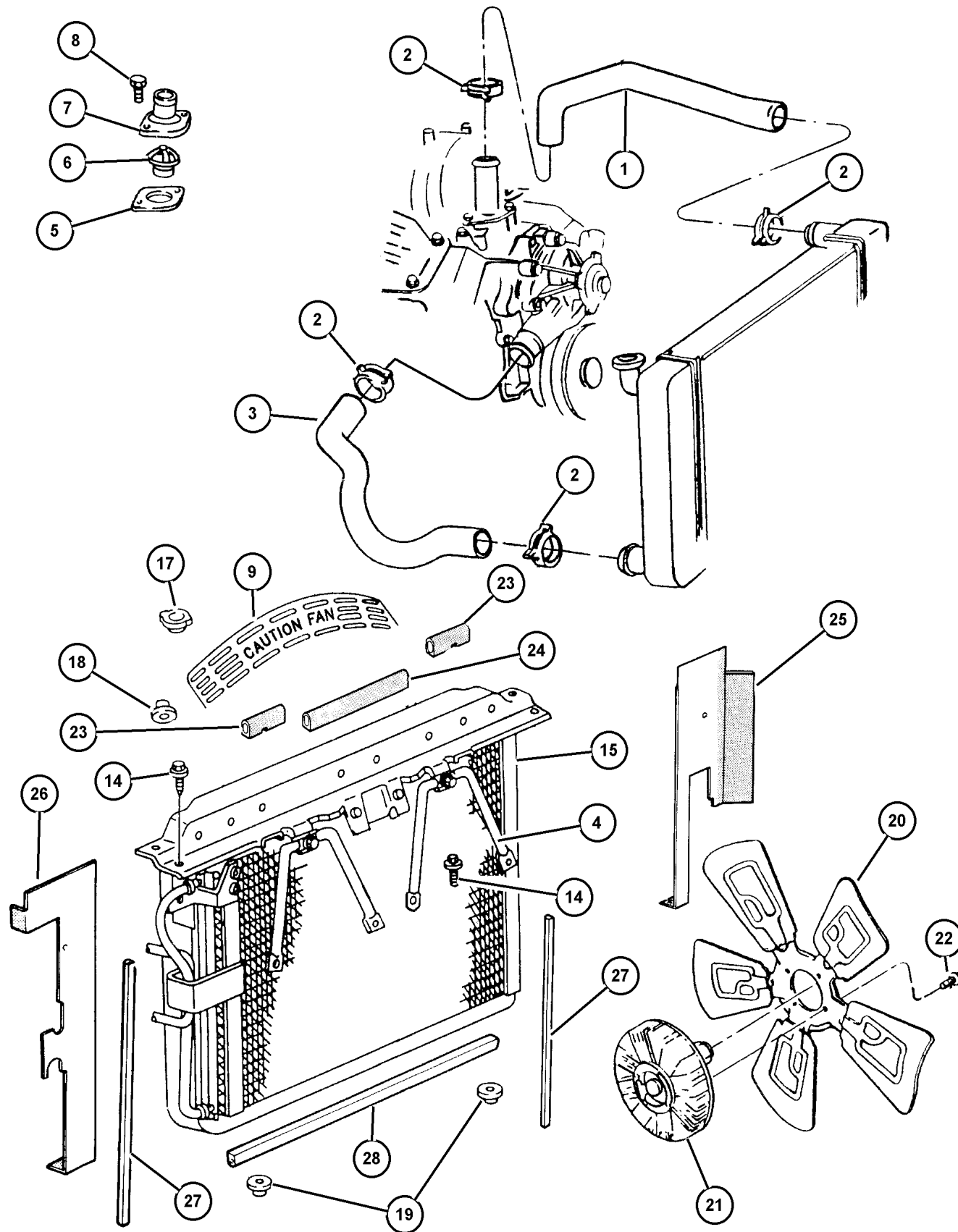
JEEP GRAND CHEROKEE (ZJ)
 SERIES LINE
 L = Low Line J = 4WD
 T = 2WD

BODY
 74 = 4 Door

ENGINE
 ERH, ER0 = 4.0L Power Tech I-6.
 ELF, EL0 = 5.2L V8 MPI
 EML, EM0 = 5.9L V8 MPI

TRANSMISSION
 DGW = 4 Speed Auto. 44RE
 DGK = 4 Speed Auto. 42RE
 DGT = 4 Speed Auto. 46RE
 DGO = All Speed Auto.

**Radiator and Related Parts 5.2L and 5.9L Engine
Figure 007-160**



ITEM	PART NUMBER	QTY	LINE	SERIES	BODY	ENGINE	TRANS	TRIM	DESCRIPTION
1									HOSE, Radiator
	5207 9559	1				EL0			Inlet
	56022 166AF	1				EM0			Inlet
2	5200 5580	1				EL0, EM0			CLAMP, Hose to Radiator
3									HOSE, Radiator
	5202 8226	1				EL0			Outlet
	56022 245AD	1				EM0			Outlet
4									BRACE, Radiator Crossmember
	5525 4509	2				EL0	DGW		
		2				EM0	DGT		
5	5302 1051	1				EL0, EM0			GASKET, Thermostat, Thermostat
6	5202 8185	1				EL0, EM0			THERMOSTAT, 195 Degrees
7	5302 0115	1				EL0, EM0			HOUSING, Thermostat, Thermostat
8	6034 549	2				EL0, EM0			SCREW, Hex Head, .312-18x.94
9	5207 9594	1				EL0	DGW		SHROUD, Fan, Upper
-10	5202 8035	1				EL0, EM0			SHROUD, Fan, Lower
-11	5202 8046	1				EL0, EM0			SEAL, Fan Shroud
-12									CROSSMEMBER, Radiator
	5525 4771	1				EL0	DGW		Upper
		1				EM0	DGT		Upper
-13	5207 9602	2				EL0	DGW		BRACKET, Shroud, Radiator to Shroud
14	6100 568	4							BOLT AND WASHER, Implement Attaching
15									RADIATOR, Engine Cooling
	52079 598AB	1				EL0	DGW		
		1				EM0	DGT		
-16	4644 269	1							DRAINCOCK, Radiator
17	5202 7793	1				EL0	DGW		CAP, Radiator
18									ISOLATOR, Radiator
	5200 6642	2				EL0	DGW		Upper
		2				EM0	DGT		Upper
19	J068 7550	2				EL0, EM0	DGW		GROMMET, Radiator
20									FAN, Cooling

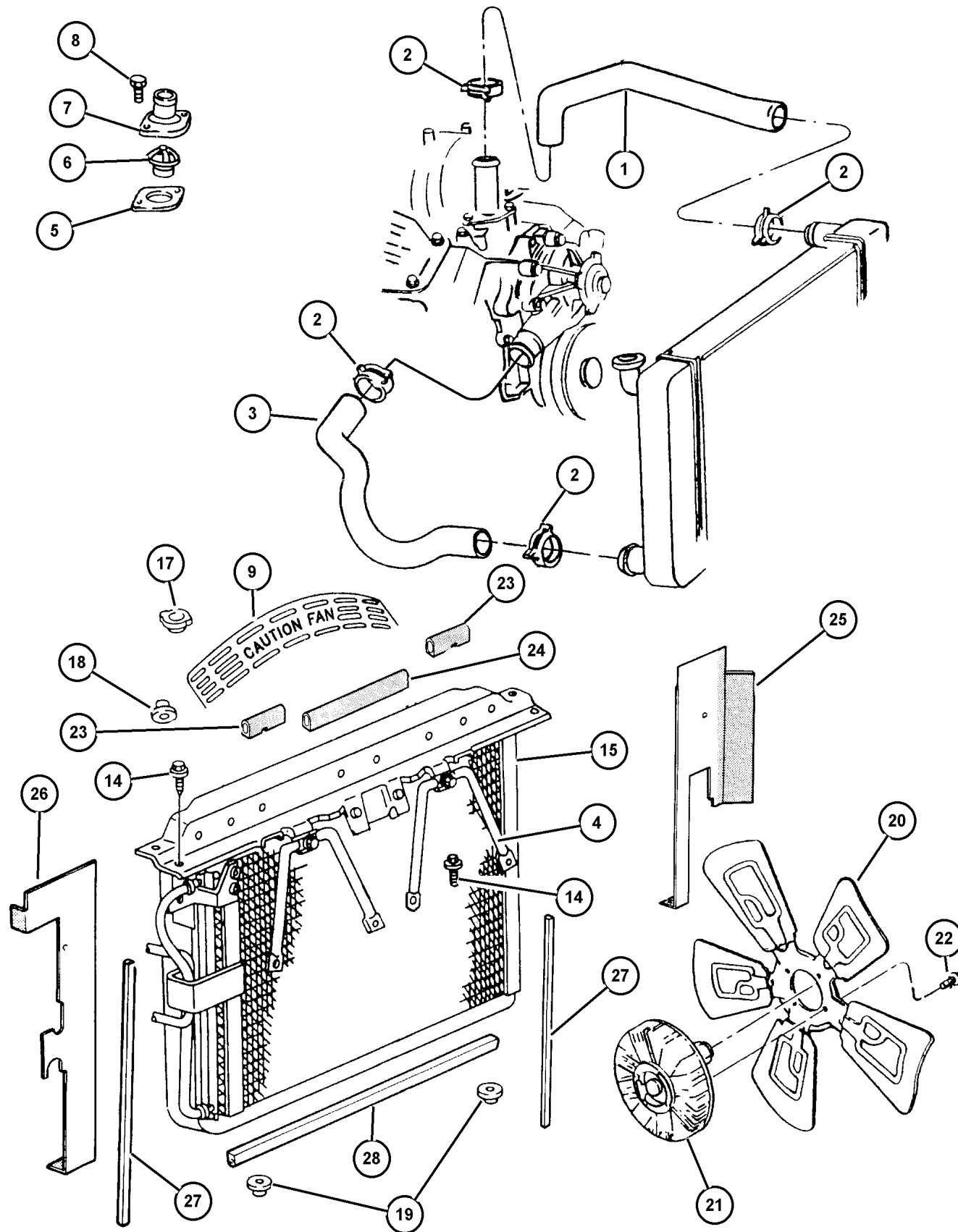
JEEP GRAND CHEROKEE (ZJ)
 SERIES LINE BODY ENGINE
 L = Low Line J = 4WD T = 2WD 74 = 4 Door
 ERH, ER0 = 4.0L Power Tech I-6.
 ELF, EL0 = 5.2L V8 MPI
 EML, EM0 = 5.9L V8 MPI

BODY
 74 = 4 Door

ENGINE
 ERH, ER0 = 4.0L Power Tech I-6.
 ELF, EL0 = 5.2L V8 MPI
 EML, EM0 = 5.9L V8 MPI

TRANSMISSION
 DGW = 4 Speed Auto. 44RE
 DGK = 4 Speed Auto. 42RE
 DGT = 4 Speed Auto. 46RE
 DG0 = All Speed Auto.

**Radiator and Related Parts 5.2L and 5.9L Engine
Figure 007-160**



ITEM	PART NUMBER	QTY	LINE	SERIES	BODY	ENGINE	TRANS	TRIM	DESCRIPTION
	5202 7888	1				ELO			
	52079 654AB	1				ELO			Calif. Plastic
21	5202 8297	1				ELO			VISCOUS CLUTCH, Fan Drive with Max. Cooling
	5202 8298	1				ELO			without Max. Cooling
22	0180 077	1							BOLT, Hex Head, 5/16x18x3/4
23	5202 7718	2				ELO	DGW		SEAL, Crossmember, Upper Crossmember
24									SEAL, Crossmember
	5202 7507	1				ELO	DGW		Upper Center
		1				EM0	DGT		Upper Center
25									SEAL, Radiator
	5200 6160	1				ELO	DGW		Radiator Side, Right
		1				EM0	DGT		Radiator Side, Right
26									SEAL, Radiator
	5200 6159	1				ELO	DGW		Radiator Side, Left
		1				EM0	DGT		Radiator Side, Left
27									SEAL, Radiator Condenser
	5202 7509	2				ELO	DGW		Radiator to Condenser
		2				EM0	DGT		Radiator to Condenser
28									SEAL, Crossmember
	5202 7506	1				ELO	DGW		Lower Crossmember
		1				EM0	DGT		Lower Crossmember
-29	56022 139AC	1				EM0	DGT		FAN MODULE, Radiator Cooling

JEEP GRAND CHEROKEE (ZJ)

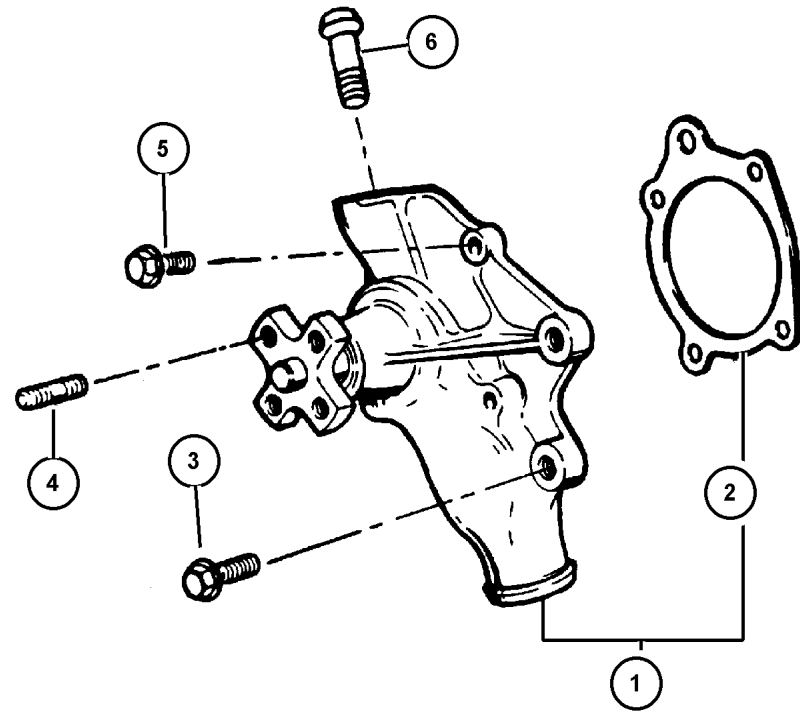
SERIES	LINE	BODY	ENGINE	TRANSMISSION
L = Low Line	J = 4WD T = 2WD	74 = 4 Door	ERH, ER0 = 4.0L Power Tech I-6. ELF, ELO = 5.2L V8 MPI EML, EM0 = 5.9L V8 MPI	DGW = 4 Speed Auto. 44RE DGK = 4 Speed Auto. 42RE DGT = 4 Speed Auto. 46RE DGO = All Speed Auto.

AR = Use as required - = Non illustrated part # = New this model year

October 20, 2004

**Water Pump and Related Parts 4.0L Engine
Figure 007-210**

ITEM	PART NUMBER	QTY	LINE	SERIES	BODY	ENGINE	TRANS	TRIM	DESCRIPTION
1	4626 054	1				ER0			PUMP PACKAGE, Water, Water Pump
2	5302 0420	1				ER0			GASKET, Water Pump
3	6033 979	1				ER0			SCREW AND WASHER, Hex Head, .312-18x1.75
4	J400 6714	4				ER0			STUD, .312-18/.312-24x1.250
5	6033 978	3				ER0			SCREW AND WASHER, Hex Head, .312-18x1.12
6	5300 7978	1				ER0			TUBE, Water Pump Heater Return, Water Pump Heater Return

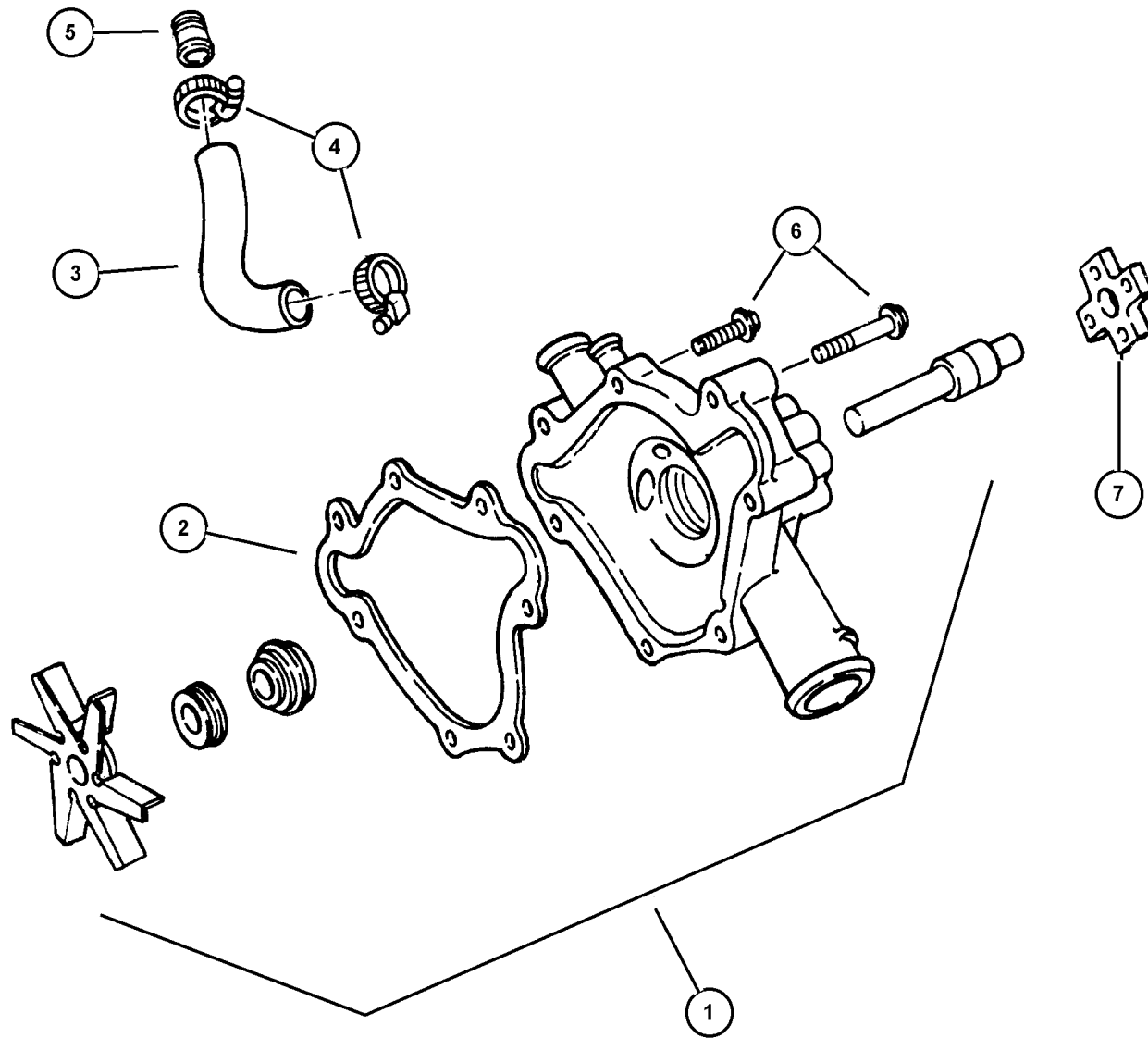


JEEP GRAND CHEROKEE (ZJ)				
SERIES	LINE	BODY	ENGINE	TRANSMISSION
L = Low Line	J = 4WD T = 2WD	74 = 4 Door	ERH, ER0 = 4.0L Power Tech I-6. ELF, EL0 = 5.2L V8 MPI EML, EM0 = 5.9L V8 MPI	DGW = 4 Speed Auto. 44RE DGK = 4 Speed Auto. 42RE DGT = 4 Speed Auto. 46RE DG0 = All Speed Auto.

AR = Use as required - = Non illustrated part # = New this model year

October 20, 2004

Water Pump and Related Parts 5.2L and 5.9L Engines
Figure 007-220



ITEM	PART NUMBER	QTY	LINE	SERIES	BODY	ENGINE	TRANS	TRIM	DESCRIPTION
1									PUMP, Water
	5302 1018	1				EL0			Up To 1-5-98
		1				EM0			Up To 1-5-98
	53021 018AB	1				EL0			After 1-5-98
		1				EM0			After 1-5-98
2	4483 757	1				EL0,			GASKET, Water Pump
						EM0			
3	5300 8654	1				EL0,			HOSE, Water Pump Bypass, Water
						EM0			Pump By-Pass
4	4401 436	2				EL0,			CLAMP, Radiator
						EM0			
5	5302 0185	1				EL0,			NIPPLE, By-Pass, By-Pass
						EM0			
6	6034 279	3				EL0,			SCREW AND WASHER, Hex Head
						EM0			Lock, .375-16x1.75
7									HUB, Water Pump Pulley
	5300 8291	1				EL0			Pulley
		1				EM0			Pulley

JEEP GRAND CHEROKEE (ZJ)

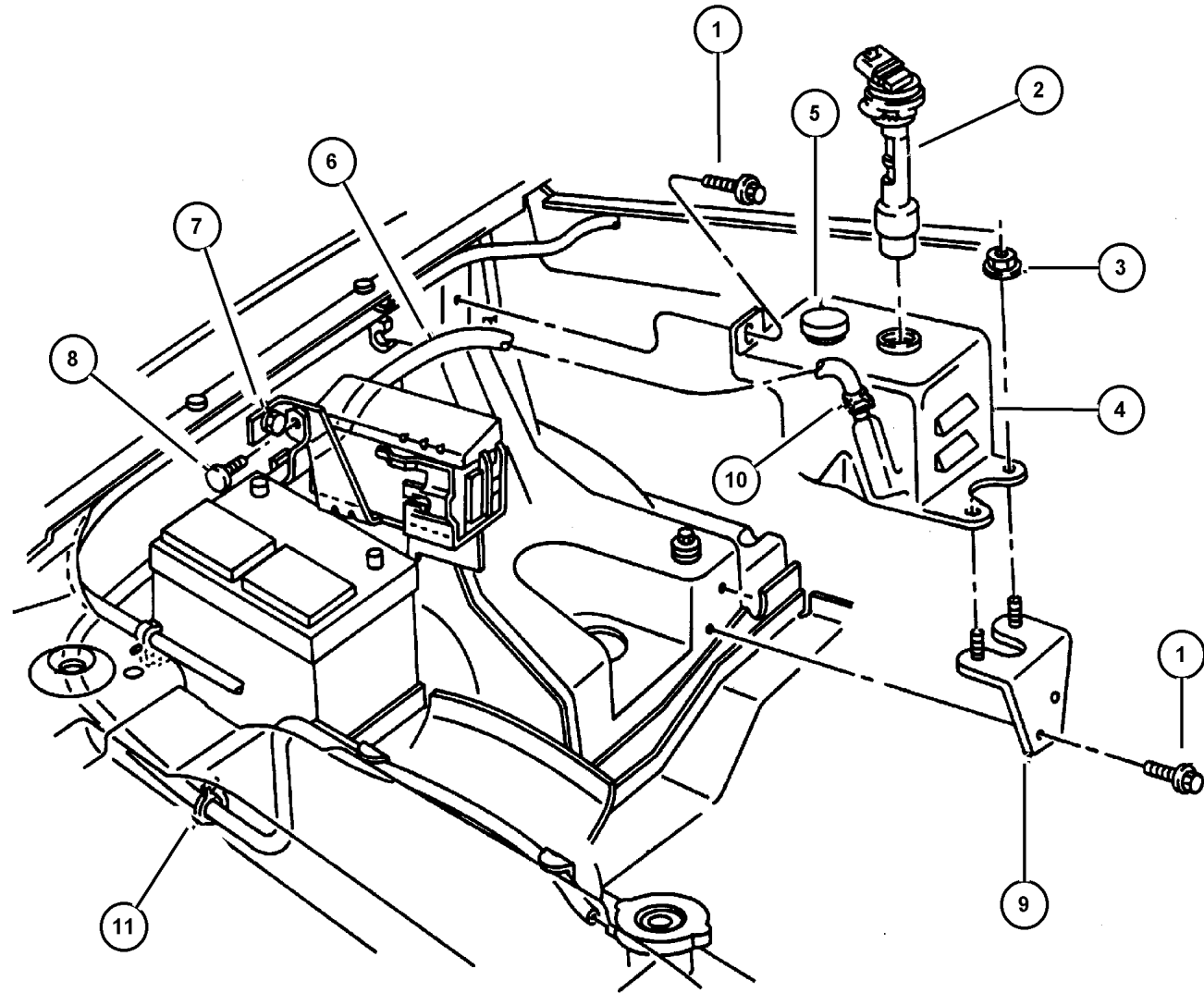
SERIES	LINE	BODY	ENGINE	TRANSMISSION
L = Low Line	J = 4WD T = 2WD	74 = 4 Door	ERH, ER0 = 4.0L Power Tech I-6. ELF, EL0 = 5.2L V8 MPI EML, EM0 = 5.9L V8 MPI	DGW = 4 Speed Auto. 44RE DGK = 4 Speed Auto. 42RE DGT = 4 Speed Auto. 46RE DGO = All Speed Auto.

AR = Use as required - = Non illustrated part # = New this model year

October 20, 2004

Coolant Tank Figure 007-310

ITEM	PART NUMBER	QTY	LINE	SERIES	BODY	ENGINE	TRANS	TRIM	DESCRIPTION
1									SCREW, (NOT SERVICED) (Not Serviced)
2	5202 8031	1				ER0			SENSOR, Coolant Level
		1				EL0,			
						EM0			
3	3420 1358	2							NUT AND WASHER, Hex Nut-Sealing Washer, M6 x 1.00
4									TANK, Coolant Reserve
	5207 9519	1				ER0			
		1				EL0,			
						EM0			
5									CAP, Coolant Reserve Tank
	5207 9331	1				ER0			Bottle
		1				EL0,			Bottle
						EM0			
6									HOSE, Coolant Reserve Tank
	4026 148	1				ER0			
		1				EL0,			
						EM0			
7									CLIP, (NOT SERVICED) (Not Serviced)
8	6030 441	1							PIN, Retainer
9	5202 8199	1							BRACKET, Coolant Reserve Tank
10	5202 7982	1							CLIP, Hose
11	6034 648	1				ER0			CLIP, Hose



JEEP GRAND CHEROKEE (ZJ)

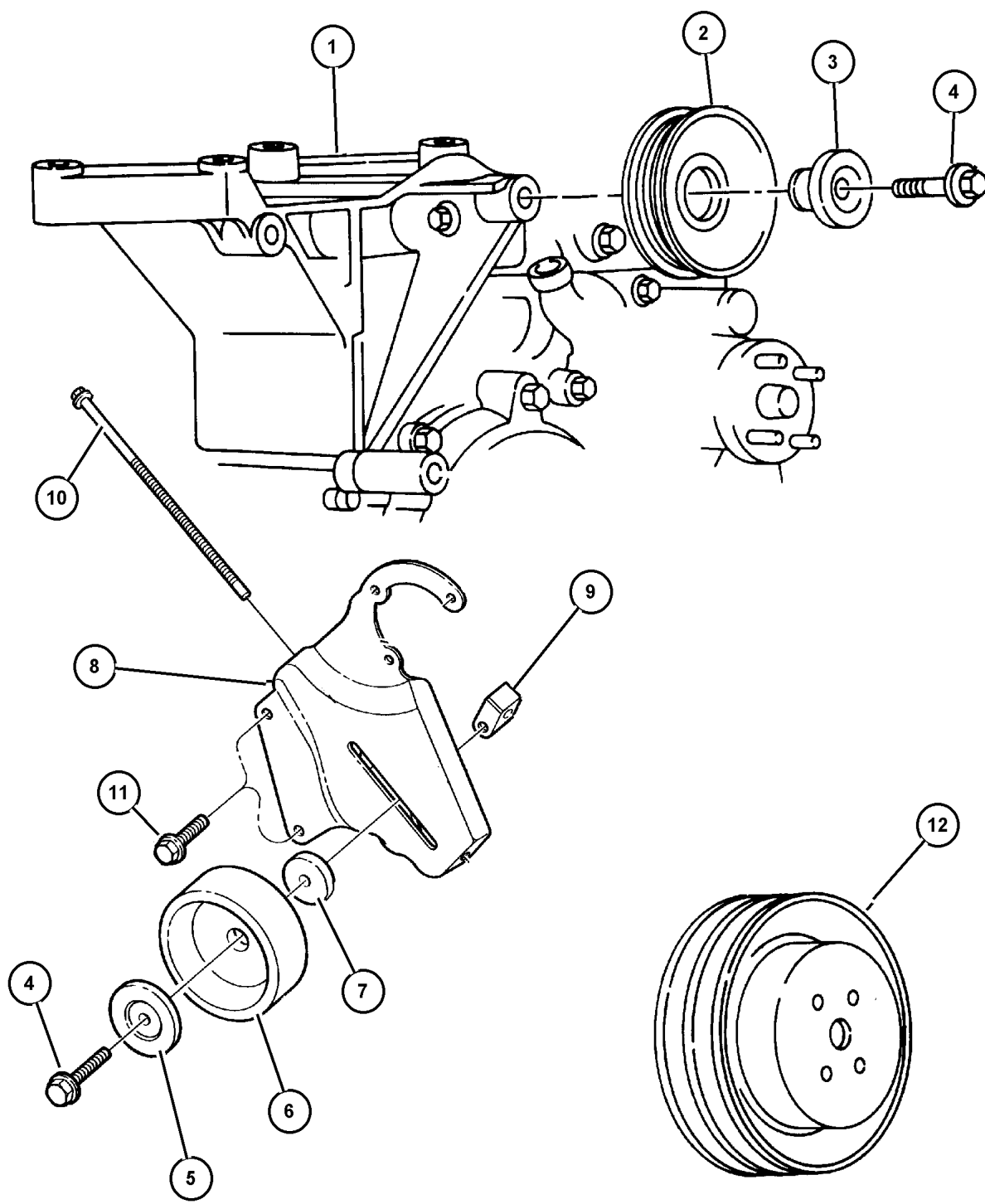
SERIES	LINE	BODY	ENGINE	TRANSMISSION
L = Low Line	J = 4WD T = 2WD	74 = 4 Door	ERH, ER0 = 4.0L Power Tech I-6. ELF, EL0 = 5.2L V8 MPI EML, EM0 = 5.9L V8 MPI	DGW = 4 Speed Auto. 44RE DGK = 4 Speed Auto. 42RE DGT = 4 Speed Auto. 46RE DGO = All Speed Auto.

AR = Use as required - = Non illustrated part # = New this model year

October 20, 2004

Drive Pulleys 4.0L Engine
Figure 007-420

ITEM	PART NUMBER	QTY	LINE	SERIES	BODY	ENGINE	TRANS	TRIM	DESCRIPTION
1	5301 0224	1				ER0			BRACKET, Alternator And Compressor
2	5301 0230	1				ER0			PULLEY, Idler, Idler
3	3300 2201	1				ER0			BUSHING, Idler Pulley
4	6504 239	1				ER0			SCREW AND WASHER, M10x1.5x40
5	3300 2201	1				ER0			BUSHING, Idler Pulley
6	4792 112	1				ER0			PULLEY, Idler, Belt Tensioning
7	6503 230	1				ER0			SPACER, Belt Tensioner, Pulley
8	5301 0148	1				ER0			BRACKET, Tensioner, Adjusting
9	5301 0149	1				ER0			COLLAR, Tensioner Adjustment, Adjusting
10	6503 198	1				ER0			BOLT
11									SCREW, (NOT SERVICED) (Not Serviced)
12	5300 7154	1				ER0			PULLEY, Water Pump, Water Pump



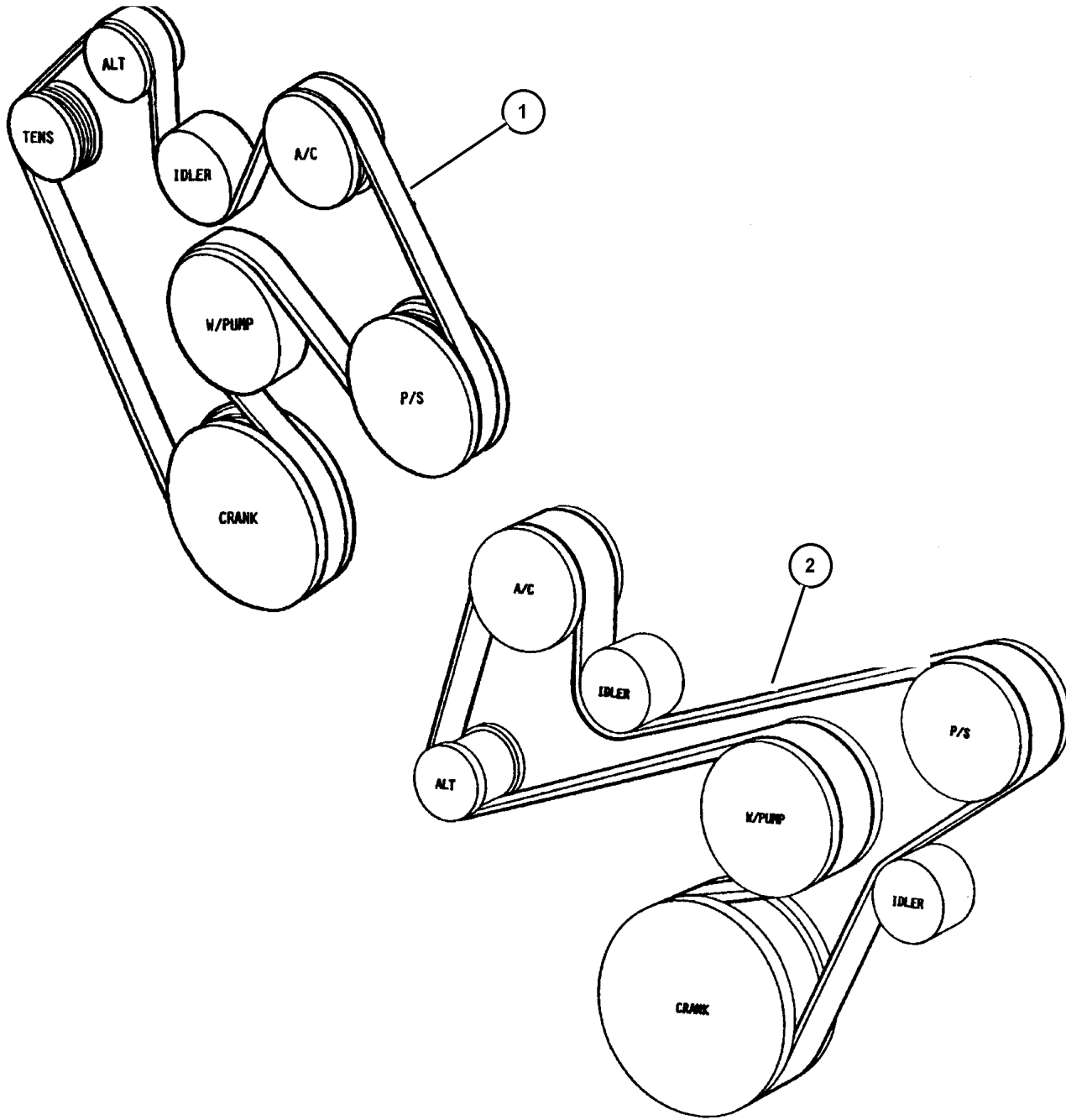
JEEP GRAND CHEROKEE (ZJ)
 SERIES LINE BODY ENGINE TRANSMISSION
 L = Low Line J = 4WD 74 = 4 Door ERH, ER0 = 4.0L Power Tech I-6. DGW = 4 Speed Auto. 44RE
 ELF, EL0 = 5.2L V8 MPI DGK = 4 Speed Auto. 42RE
 EML, EM0 = 5.9L V8 MPI DGT = 4 Speed Auto. 46RE
 DG0 = All Speed Auto.

AR = Use as required - = Non illustrated part # = New this model year

October 20, 2004

Drive Belt
Figure 007-520

ITEM	PART NUMBER	QTY	LINE	SERIES	BODY	ENGINE	TRANS	TRIM	DESCRIPTION
1	5301 1097	1				EL0, EM0			BELT, Accessory Drive, Drive, 5.2L/ 5.9L Engine
2	5301 0150	1				ER0			BELT, Accessory Drive, Drive, 4.0L Engine
-3	5300 8745	1				EL0, EM0	DGW		LABEL, Belt Routing



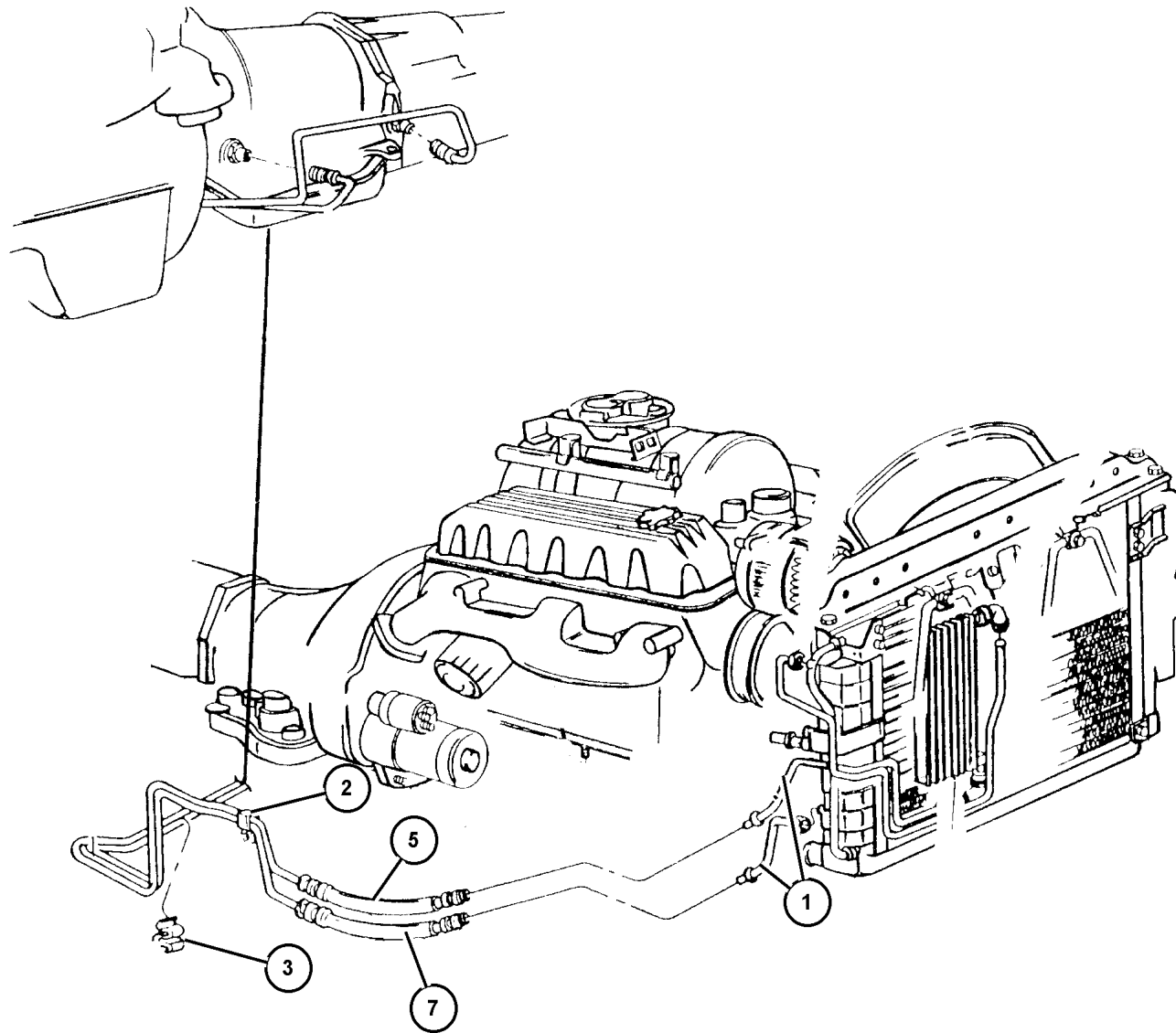
JEEP GRAND CHEROKEE (ZJ)
 SERIES LINE BODY ENGINE TRANSMISSION
 L = Low Line J = 4WD 74 = 4 Door ERH, ER0 = 4.0L Power Tech I-6. DGW = 4 Speed Auto. 44RE
 ELF, EL0 = 5.2L V8 MPI DGK = 4 Speed Auto. 42RE
 EML, EM0 = 5.9L V8 MPI DGT = 4 Speed Auto. 46RE
 DG0 = All Speed Auto.

AR = Use as required - = Non illustrated part # = New this model year

October 20, 2004

Lines 5.2L and 5.9L Engines
Figure 007-620

ITEM	PART NUMBER	QTY	LINE	SERIES	BODY	ENGINE	TRANS	TRIM	DESCRIPTION
1									TUBE, Oil Cooler
	52079 680AB	1				EL0	DG0		Pressure
	56022 348AD	1				EM0	DG0		Pressure
	52079 681AC	1				EL0	DG0		Return
	56022 349AC	1				EM0	DG0		Return
2	52079 789AA	1				EL0, EM0	DG0		BRACKET, Transmission Oil Cooler
3	5211 8098	1				EL0, EM0	DG0		CLIP, Bracket
-4	52028 463AB	1				EL0, EM0	DG0		VALVE, Oil Cooler Pressure
5									TUBE AND HOSE, Oil Cooler
	52079 592AB	1				EL0	DGW		
		1				EM0	DGT		
-6	6033 878	1				EL0, EM0	DG0		NUT, Flared Tube
7									HOSE, Transmission Oil Cooler
	52079 633AA	1				EL0	DGW		
		1				EM0	DGT		



JEEP GRAND CHEROKEE (ZJ)

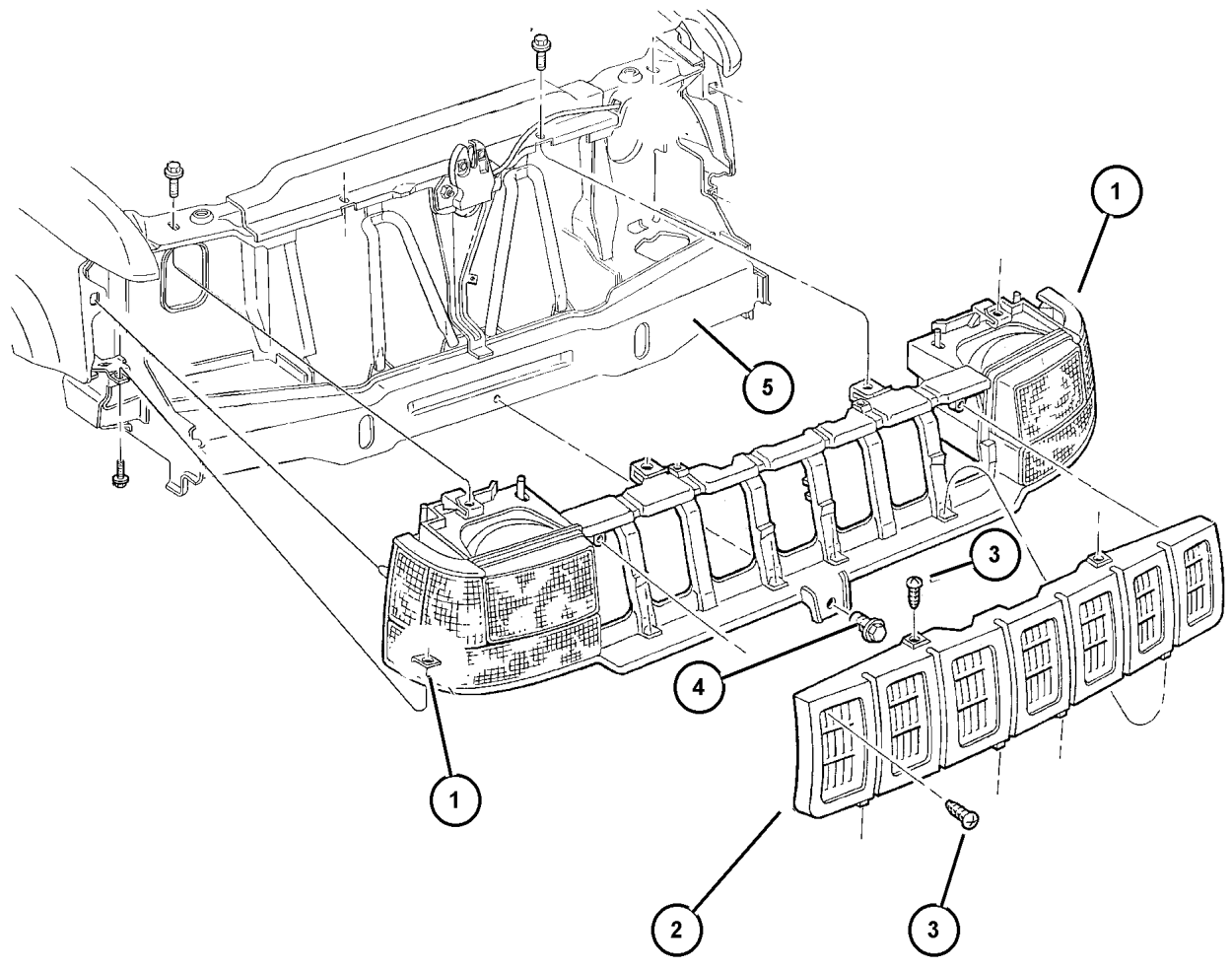
SERIES	LINE	BODY	ENGINE	TRANSMISSION
L = Low Line	J = 4WD T = 2WD	74 = 4 Door	ERH, ER0 = 4.0L Power Tech I-6. ELF, EL0 = 5.2L V8 MPI EML, EM0 = 5.9L V8 MPI	DGW = 4 Speed Auto. 44RE DGK = 4 Speed Auto. 42RE DGT = 4 Speed Auto. 46RE DG0 = All Speed Auto.

AR = Use as required - = Non illustrated part # = New this model year

October 20, 2004

Grille and Related Parts
Figure 007-720

ITEM	PART NUMBER	QTY	LINE	SERIES	BODY	ENGINE	TRANS	TRIM	DESCRIPTION
1	55054 996AB	1							REINFORCEMENT, Grille Opening
2									GRILLE, Radiator
	5505 5059	1							[MFZ]
	5DN4 6SEG	1							[EG] [MFT]
	5DN4 6SFA	1							[FA] [MFT]
	5DN4 6SG8	1							[G8] [MFT]
	5DN4 6SJ7	1							[J7] [MFT]
	5DN4 6SR4	1							[R4] [MFT]
	5DN4 6SW1	1							[W1] [MFT]
	5DN4 6SX8	1							[X8] [MFT]
	5DN4 6TCN	1							[CN] [MFT]
	5DN4 6TS4	1							[S4] [MFT]
	5DN4 6VAW	1							[AW] [MFT]
	5FJ1 2MS4	1	J						[S4] [MFN]
	5FJ1 2SW1	1	J						[W1] [MFN]
	5FJ1 2VAW	1	J						[AW] [MFN]
3									SCREW, (NOT SERVICED) (Not Serviced)
4	6101 455	5							SCREW AND WASHER, Hex Head, M6x1x20
5	5525 5200	1							CROSSMEMBER, Front Suspension, Lower



JEEP GRAND CHEROKEE (ZJ)

SERIES	LINE	BODY	ENGINE	TRANSMISSION
L = Low Line	J = 4WD T = 2WD	74 = 4 Door	ERH, ER0 = 4.0L Power Tech I-6. ELF, EL0 = 5.2L V8 MPI EML, EM0 = 5.9L V8 MPI	DGW = 4 Speed Auto. 44RE DGK = 4 Speed Auto. 42RE DGT = 4 Speed Auto. 46RE DG0 = All Speed Auto.

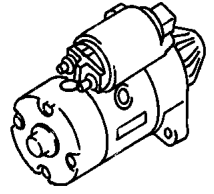
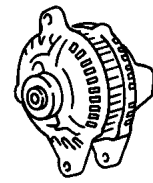
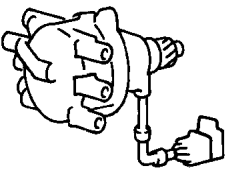
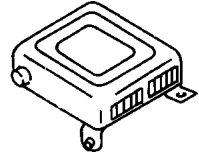
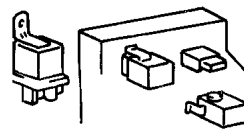


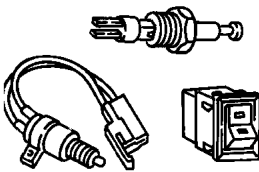
AR = Use as required - = Non illustrated part # = New this model year

October 20, 2004

Group - 008

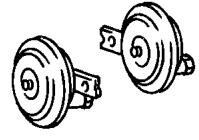
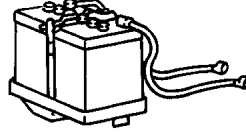
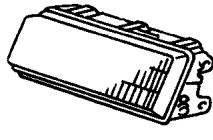
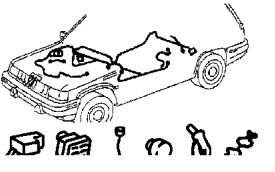
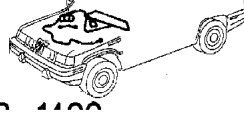
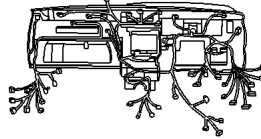

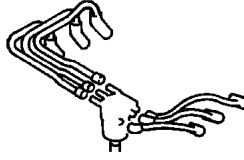
Electrical

ELECTRICAL

<p>008-100 Starters</p> 	<p>008-200 Alternators</p> 	<p>008-300 Distributor</p> 	<p>008-400 Modules</p> 
<p>008-500 Relays</p> 	<p>008-600 Sensors</p> 	<p>008-700 Single Board Engine Controllers</p> 	<p>008-800 Switches</p> 

Group - 008

Electrical

<p>008-900 Horns</p> 	<p>008-1000 Battery Tray and Cables</p> 	<p>008-1100 Lamps - Front, Rear and Courtesy</p> 	<p>008-1200 Wiring-Engine & Related Parts</p> 
<p>008-1300 Wiring-Headlamp to Dash</p> 	<p>008-1400 Wiring-Instrument Panel</p> 	<p>008-1500 Wiring-Body & Accessories</p> 	<p>008-1600 Wiring Repair</p> <p>WIRING REPAIR PKG.</p>
<p>008-1900 Spark Plugs-Cables-Coils</p> 			



GROUP 8 - Electrical

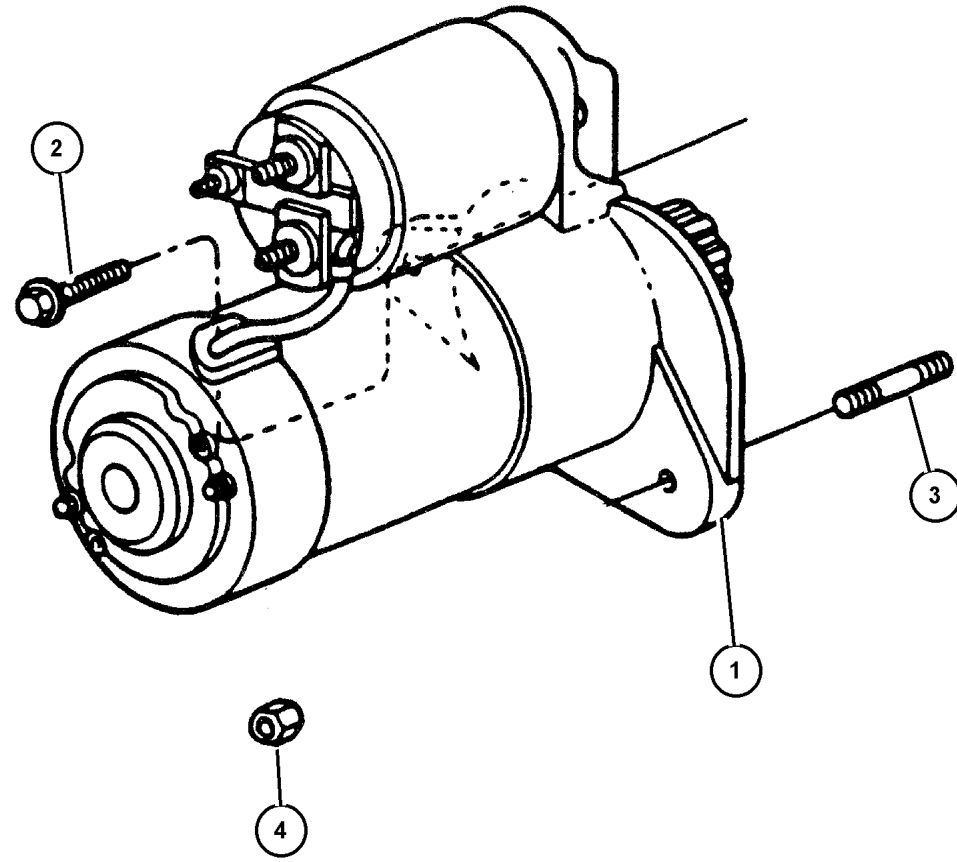
Illustration Title	Group-Fig. No.
Starters	
Starter & Mounting (5.2L & 5.9L Engines)	Fig. 008-120
Alternators	
Alternator (Generator) & Mounting (4.0L Engine)	Fig. 008-210
Alternator (Generator) & Mounting (5.2L & 5.9L Engines)	Fig. 008-220
Distributor	
Distributor 4.0L Engine	Fig. 008-310
Distributor 5.2L & 5.9L Engines	Fig. 008-320
Modules	
Modules--Electronic	Fig. 008-410
Relays	
Power Distribution Center - Relays and Fuses	Fig. 008-510
Junction Block - Relays, Fuses, and Circuit Breakers	Fig. 008-520
Sensors	
Sensors	Fig. 008-610
Single Board Engine Controllers	
Powertrain Control Module (JTEC)	Fig. 008-710
Switches	
Switches And Sending Units	Fig. 008-810
Horns	
Horns	Fig. 008-910
Battery Tray and Cables	
Battery Tray	Fig. 008-1010
Battery Cables	Fig. 008-1020
Lamps - Front, Rear and Courtesy	
Lamps--Fog	Fig. 008-1110
Lamps--Front	Fig. 008-1120
Lamps--Rear	Fig. 008-1130
Lamps Courtesy, Dome, Cargo	Fig. 008-1140
Bulbs	Fig. 008-1170
Wiring-Engine & Related Parts	
Wiring Engine (Injector Wiring)	Fig. 008-1205
Wiring-Headlamp to Dash	
Wiring Headlamp to Dash	Fig. 008-1305
Wiring-Instrument Panel	
Wiring Instrument Panel	Fig. 008-1405

GROUP 8 - Electrical

Illustration Title	Group-Fig. No.
Wiring-Body & Accessories	
Wiring Body and Accessories	Fig. 008-1505
Wiring Repair	
Wiring Repair Package	Fig. 008-1605
Spark Plugs-Cables-Coils	
Spark Plugs, Cables, and Coils 4.0	Fig. 008-1905
Spark Plugs, Cables and Coils 5.2 & 5.9	Fig. 008-1910

**Starter & Mounting (5.2L & 5.9L Engines)
Figure 008-120**

ITEM	PART NUMBER	QTY	LINE	SERIES	BODY	ENGINE	TRANS	TRIM	DESCRIPTION
1	5600 4934	1				EL0, EM0			STARTER
2	6035 604	1				EL0, EM0			SCREW AND WASHER, Hex Head, .437-14x1.50
3	6035 606	1				EL0, EM0			STUD, .437-14/.437-20x2.00, Double Ended
4	0271 506	1	J			EM0	DGT		NUT, Hex, .42-20
-5	5014 098AD	1				EL0, EM0			WIRING KIT, Jumper, Also comes W/Starter



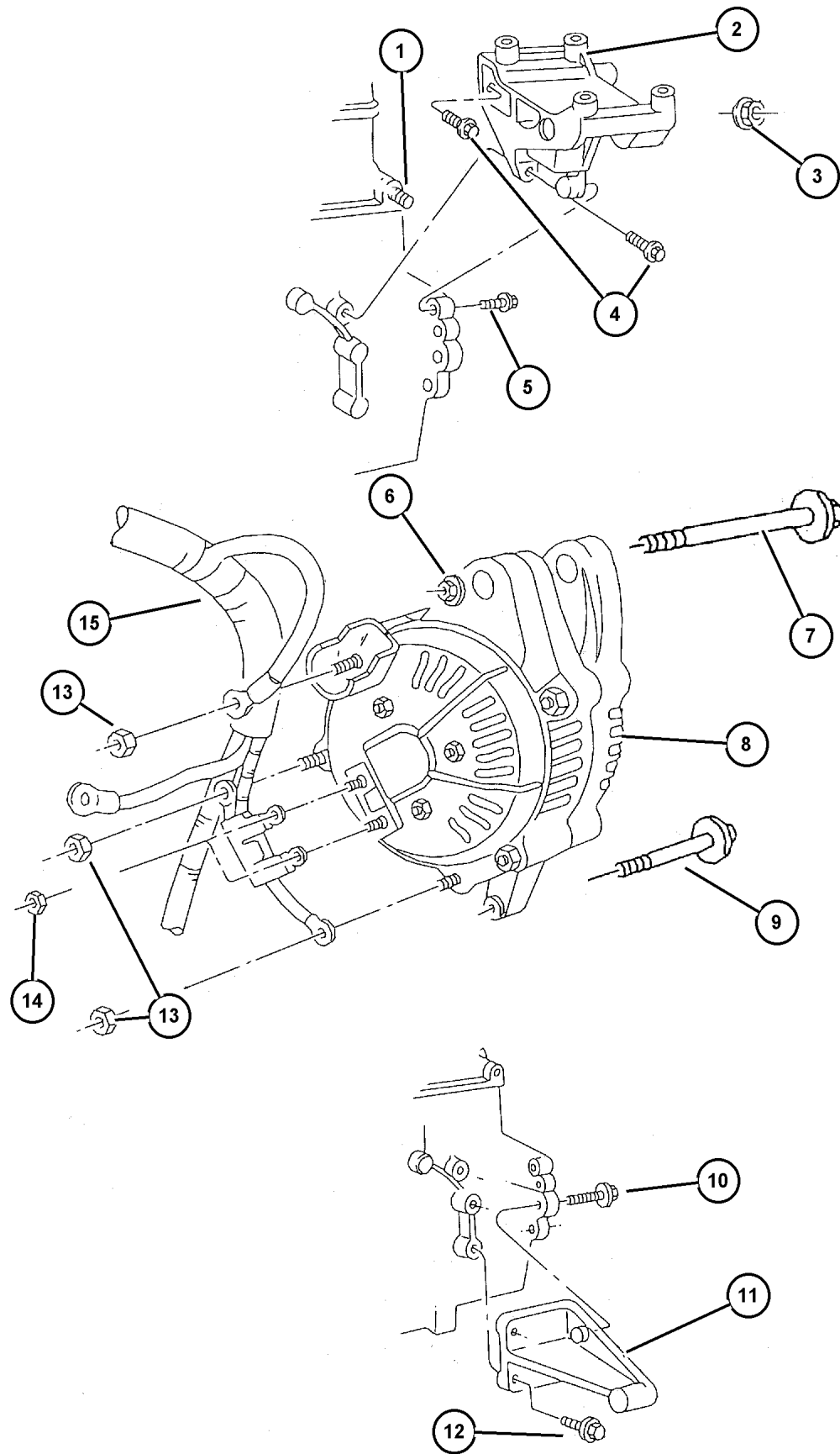
JEEP GRAND CHEROKEE (ZJ)				
SERIES	LINE	BODY	ENGINE	TRANSMISSION
L = Low Line	J = 4WD T = 2WD	74 = 4 Door	ERH, ER0 = 4.0L Power Tech I-6. ELF, EL0 = 5.2L V8 MPI EML, EM0 = 5.9L V8 MPI	DGW = 4 Speed Auto. 44RE DGK = 4 Speed Auto. 42RE DGT = 4 Speed Auto. 46RE DGO = All Speed Auto.

AR = Use as required - = Non illustrated part # = New this model year

October 20, 2004

Alternator (Generator) & Mounting (4.0L Engine) Figure 008-210

ITEM	PART NUMBER	QTY	LINE	SERIES	BODY	ENGINE	TRANS	TRIM	DESCRIPTION
Sales Code [BAU] = Alternator 117 Amp.									
Sales Code [BAZ] = Alternator 136 Amp.									
1	6034 462	1				ER0			STUD, Double Ended, .375-16x1.88, Alternator Mounting Bracket to Cylinder Head
2	5301 0224	1				ER0			BRACKET, Alternator And Compressor
3	0152 344	1				ER0			NUT, .375-16, Mounting Bracket to Cylinder Head
4	6025 063	2				ER0			SCREW AND WASHER, .375-16x1.125, Hex Head
5	6035 439	1				ER0			SCREW AND WASHER, Hex Head
6	6502 135	1				ER0			NUT, Hex Flange, M10x1.5
7	6502 134	1				ER0			BOLT, Hex Flange Head, M10x1.50x110
8									ALTERNATOR
	5600 5685	1				ER0			117 Amp, [BAU]
	5600 5686	1				ER0			136 Amp, [BAZ]
9	6502 136	1				ER0			BOLT, Hex Flange Head, M10x1.50x55
10	6033 949	2				ER0			BOLT, Hex Head, .375-16x2.50
11	5300 7606	1				ER0			BRACKET, Alternator, Rear Mounting
12	6025 063	2				ER0			SCREW AND WASHER, .375-16x1.125, Hex Flange Head
13	6502 691	3				EL0, EM0, ER0			NUT, Hex Flange Lock, M6x1, Alternator Ground
14	6502 690	2				EL0, EM0, ER0			NUT, Plastic Inserted Self Locking, M4 x 0.70, Nylon
15	56009 115AB	1				ER0			WIRING, Alternator and Battery

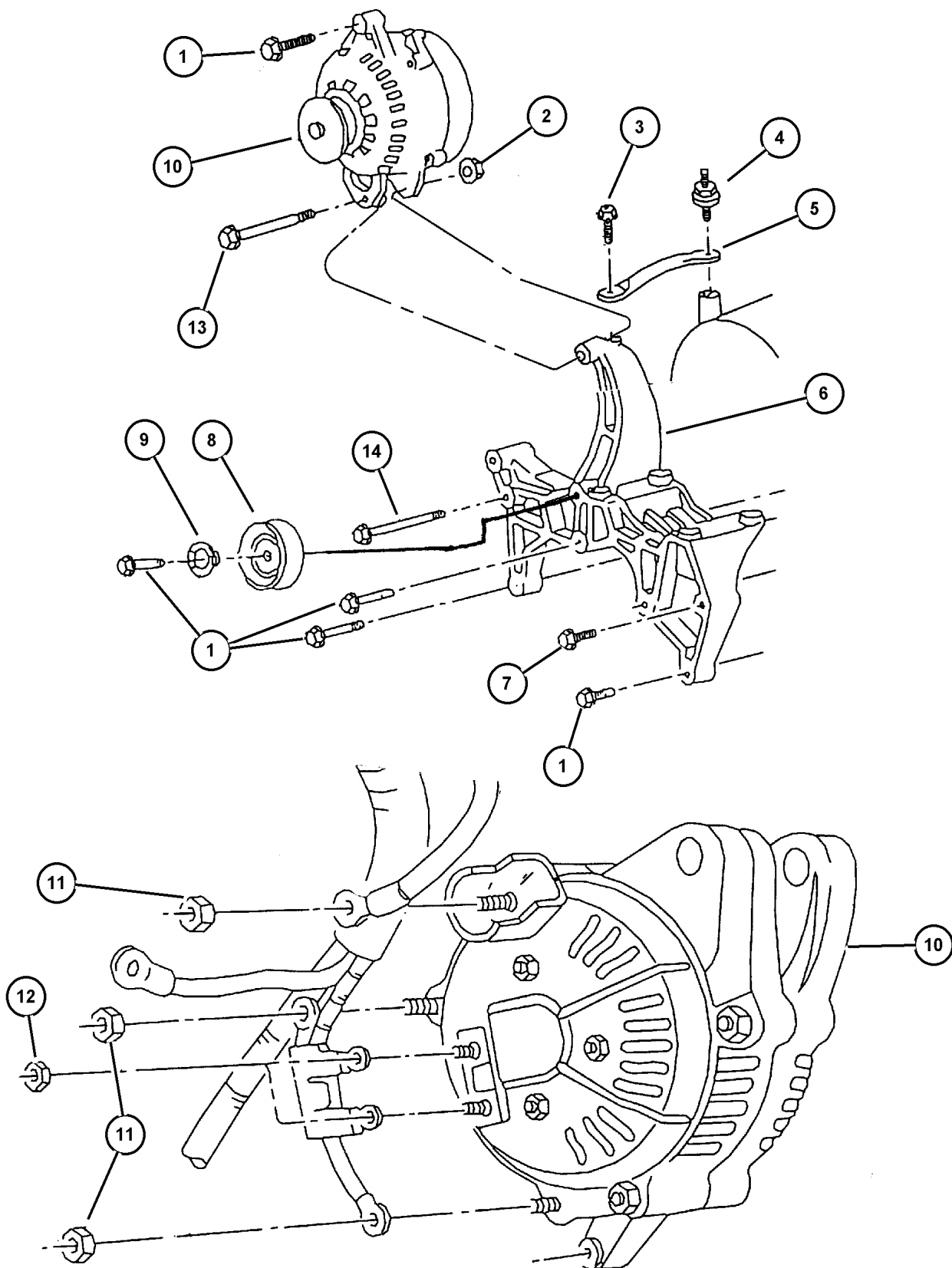


JEEP GRAND CHEROKEE (ZJ)			
SERIES	LINE	BODY	ENGINE
L = Low Line	J = 4WD T = 2WD	74 = 4 Door	ERH, ER0 = 4.0L Power Tech I-6. ELF, EL0 = 5.2L V8 MPI EML, EM0 = 5.9L V8 MPI
			TRANSMISSION
			DGW = 4 Speed Auto. 44RE DGK = 4 Speed Auto. 42RE DGT = 4 Speed Auto. 46RE DGO = All Speed Auto.

AR = Use as required - = Non illustrated part # = New this model year

October 20, 2004

Alternator (Generator) & Mounting (5.2L & 5.9L Engines) Figure 008-220



ITEM	PART NUMBER	QTY	LINE	SERIES	BODY	ENGINE	TRANS	TRIM	DESCRIPTION
Sales Code [BAU] = Alternator 117 Amp.									
Sales Code [BAZ] = Alternator 136 Amp.									
1									SCREW AND WASHER, (NOT SERVICED) (Not Serviced)
2									NUT, .375-16, (NOT SERVICED) (Not Serviced)
3									SCREW AND WASHER, 3/8-16X1.00, (NOT SERVICED) (Not Serviced)
4	6034 438	1				EL0, EM0			STUD, .312-18/.375-16x1.750, Alternator or Brace to Intake Manifold
5	5300 8746	1				EL0, EM0			BRACE, Alternator
6	5300 8614	1				EL0, EM0			BRACKET, Alternator And Compressor, Mounting
7	6034 246	1				EL0, EM0			BOLT, Hex Head, .375-16x.75, Alternator Bracket to Cylinder Head
8	5300 9508	1				EL0, EM0			PULLEY, Idler
9	3300 2201	1				EL0, EM0			BUSHING, Idler Pulley
10									ALTERNATOR, Electrical
	5602 7912	1				EL0			117 Amp, [BAU]
	5602 7913	1				EL0			136 Amp, [BAZ]
	56041 394AA	1				EM0			150 AMO, (BA6)
11	6502 691	3				EL0, EM0, ER0			NUT, Hex Flange Lock, M6x1, Alternator
12	6502 690	2				EL0, EM0, ER0			NUT, Plastic Inserted Self Locking, M4 x 0.70, Hex, Nylon
13	6034 247	1				EL0, EM0			BOLT, Hex Head, .375-16x.25, Alternator Pivot
14	6034 247	1				EL0, EM0			BOLT, Hex Head, .375-16x.25, Alternator Bracket to Cylinder Head

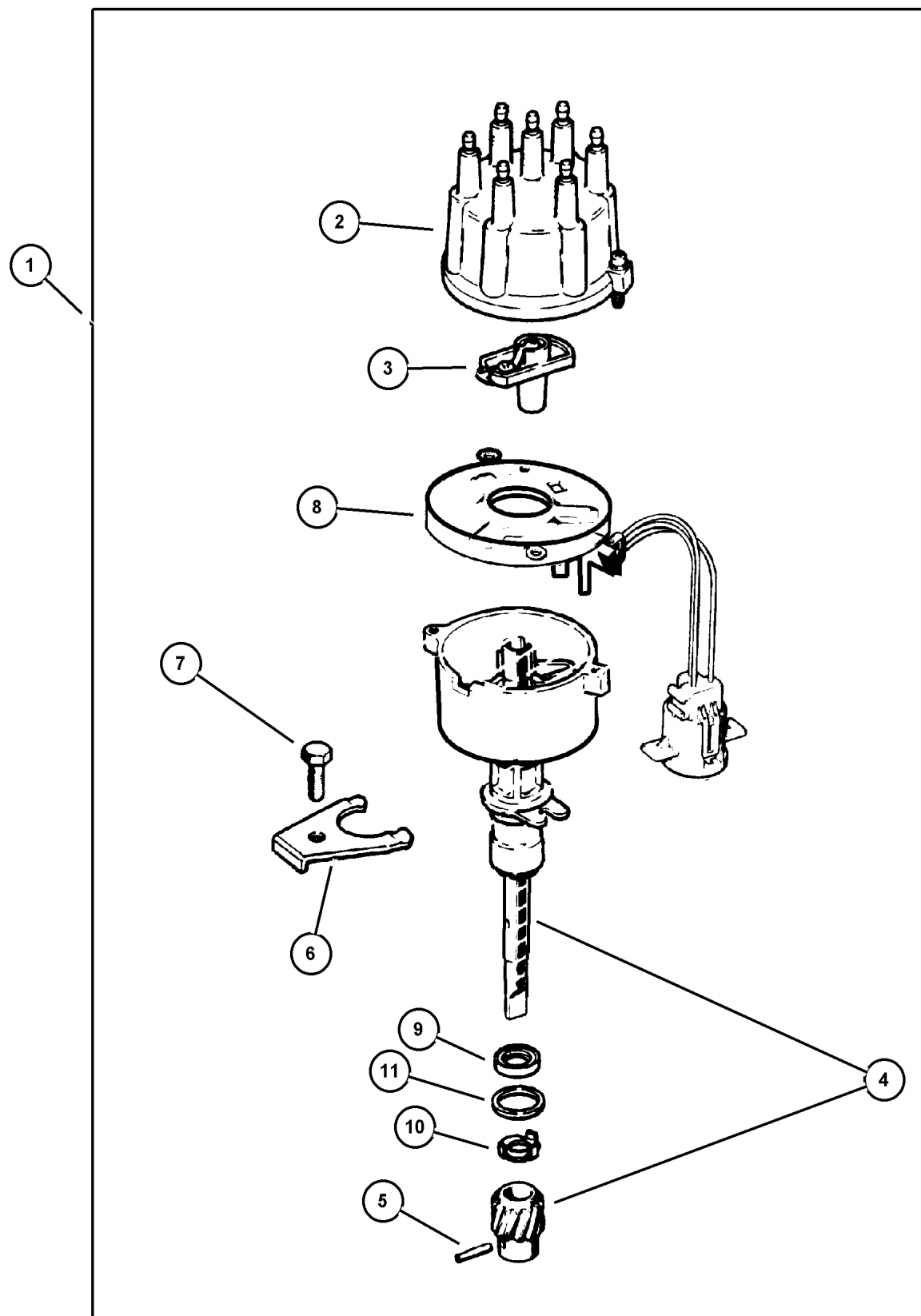
JEEP GRAND CHEROKEE (ZJ)

SERIES	LINE	BODY	ENGINE	TRANSMISSION
L = Low Line	J = 4WD T = 2WD	74 = 4 Door	ERH, ER0 = 4.0L Power Tech I-6. ELF, EL0 = 5.2L V8 MPI EML, EM0 = 5.9L V8 MPI	DGW = 4 Speed Auto. 44RE DGK = 4 Speed Auto. 42RE DGT = 4 Speed Auto. 46RE DGO = All Speed Auto.

AR = Use as required - = Non illustrated part # = New this model year

October 20, 2004

**Distributor 4.0L Engine
Figure 008-310**



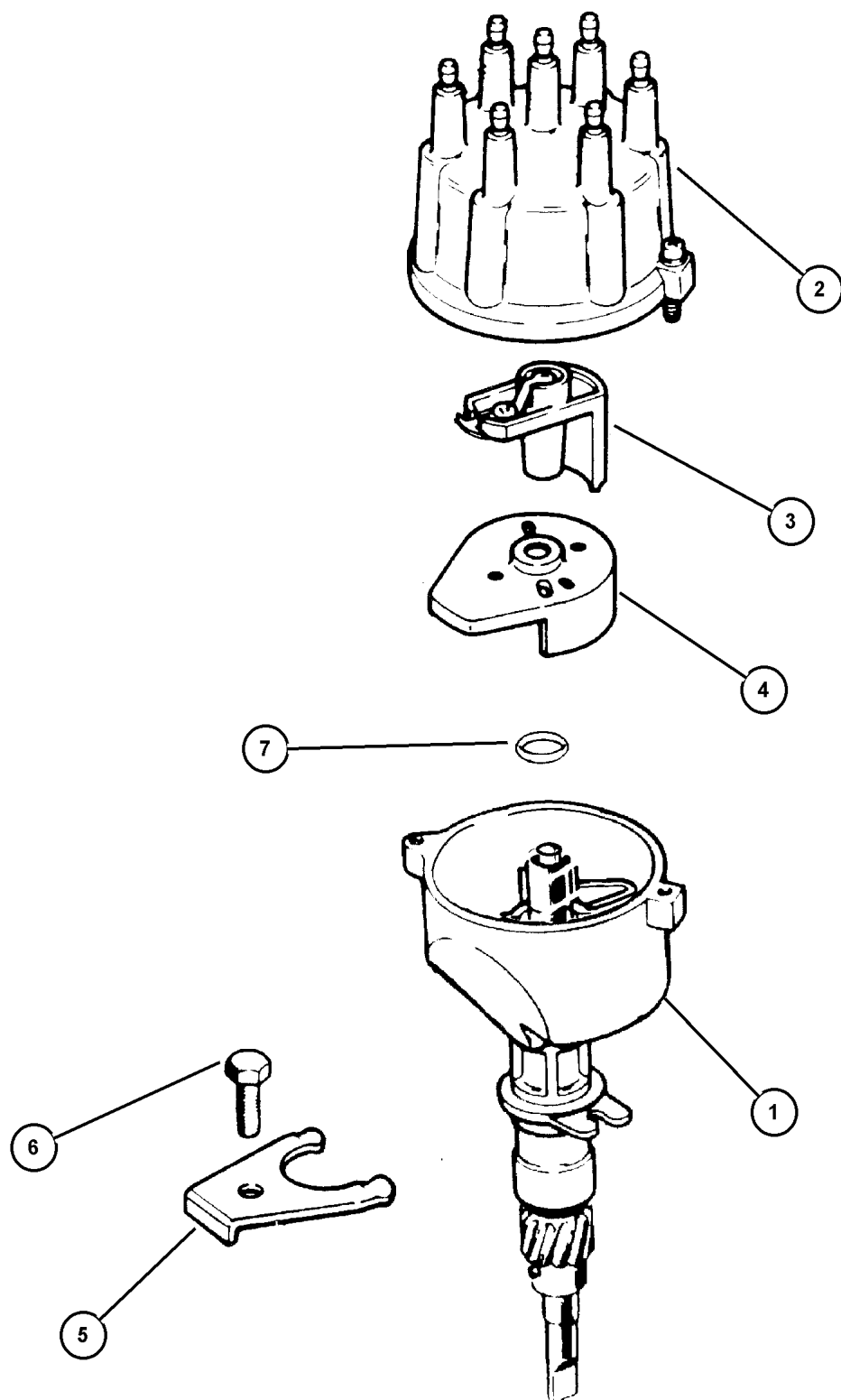
ITEM	PART NUMBER	QTY	LINE	SERIES	BODY	ENGINE	TRANS	TRIM	DESCRIPTION
1	5604 1034	1				ER0			DISTRIBUTOR, Engine
2	5602 6876	1				ER0			CAP, Distributor
3	5602 7019	1				ER0			ROTOR, Distributor
4	8350 4635	1				ER0			GEAR, Distributor Drive
5	9422 127	1				ER0			ROLL PIN, .19x.75
6	3300 4242	1				ER0			CLAMP, Distributor
7	6033 479	6	J			ER0	DGK		BOLT, Hex Head, .25-28x1-5/8
8	5604 1030	1				ER0			SWITCHPLATE, Distributor
9									SEAL, Dist. Shaft (Serviced in Assembly Item # 1), (NOT SERVICED) (Not Serviced)
10	3300 4594	1				ER0			WASHER, Distributor Gear, Tabbed
11	5300 9078	1				ER0			WASHER, Distributor Gear

JEEP GRAND CHEROKEE (ZJ)				
SERIES	LINE	BODY	ENGINE	TRANSMISSION
L = Low Line	J = 4WD T = 2WD	74 = 4 Door	ERH, ER0 = 4.0L Power Tech I-6. ELF, EL0 = 5.2L V8 MPI EML, EM0 = 5.9L V8 MPI	DGW = 4 Speed Auto. 44RE DGK = 4 Speed Auto. 42RE DGT = 4 Speed Auto. 46RE DG0 = All Speed Auto.

AR = Use as required - = Non illustrated part # = New this model year

October 20, 2004

**Distributor 5.2L & 5.9L Engines
Figure 008-320**



ITEM	PART NUMBER	QTY	LINE	SERIES	BODY	ENGINE	TRANS	TRIM	DESCRIPTION
1	4740 339	1				EL0, EM0			DISTRIBUTOR, Engine, Partial
2	5300 8767	1				EL0, EM0			CAP, Distributor
3	5300 8778	1				EL0, EM0			ROTOR, Distributor
4	5602 8143	1				EL0, EM0			SWITCH, Distributor Pick-Up
5	4343 950	1				EL0, EM0			CLAMP, Distributor, Hold Down
6	6028 606	1				EL0, EM0			SCREW AND WASHER, Hex Head Lock, .312-18x1.00, Distributor Clamp
7	2875 923	1				EL0, EM0			O RING, Distributor, Housing to Block

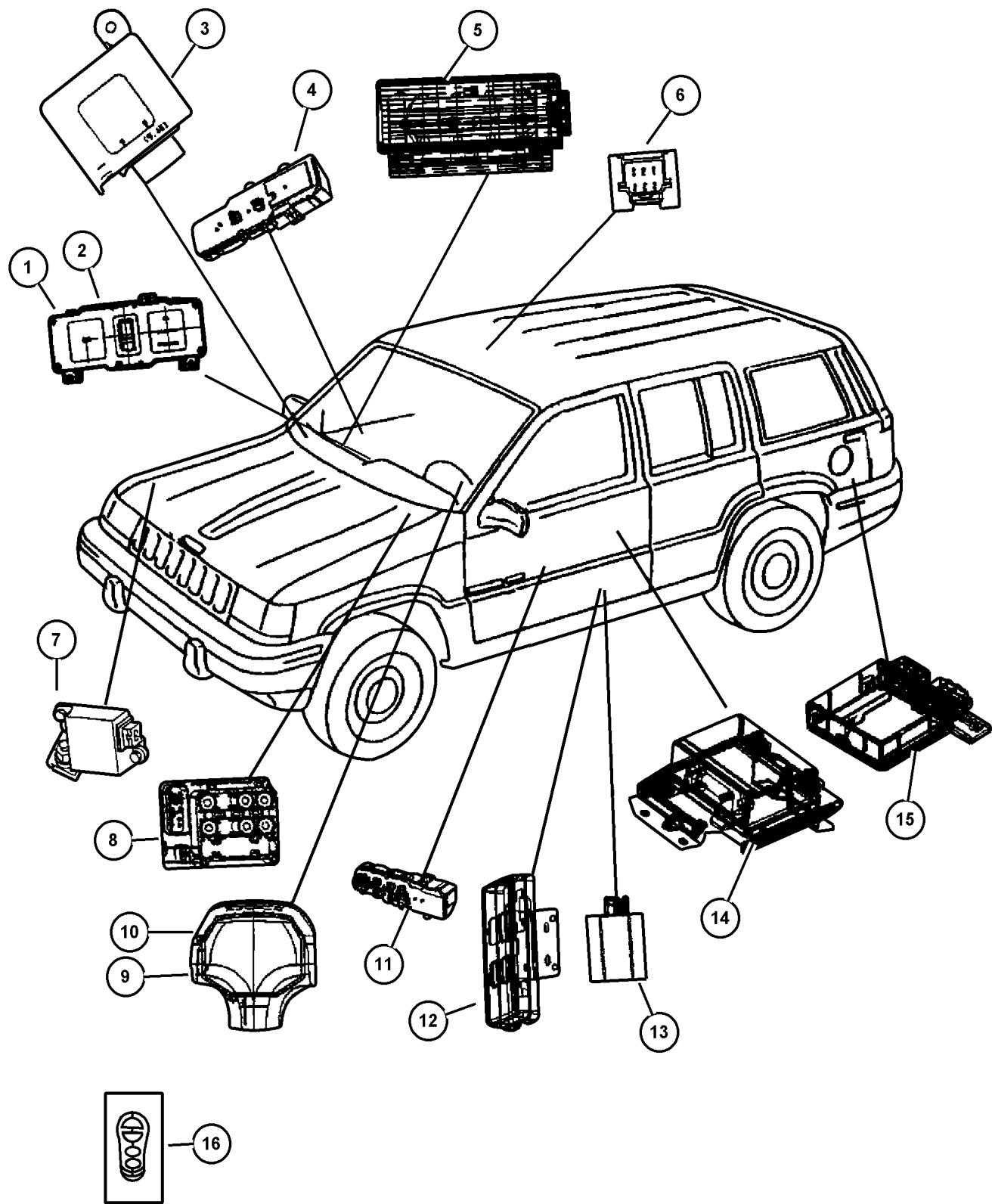
JEEP GRAND CHEROKEE (ZJ)

SERIES	LINE	BODY	ENGINE	TRANSMISSION
L = Low Line	J = 4WD T = 2WD	74 = 4 Door	ERH, ER0 = 4.0L Power Tech I-6. ELF, EL0 = 5.2L V8 MPI EML, EM0 = 5.9L V8 MPI	DGW = 4 Speed Auto. 44RE DGK = 4 Speed Auto. 42RE DGT = 4 Speed Auto. 46RE DGO = All Speed Auto.

AR = Use as required - = Non illustrated part # = New this model year

October 20, 2004

Modules--Electronic
Figure 008-410



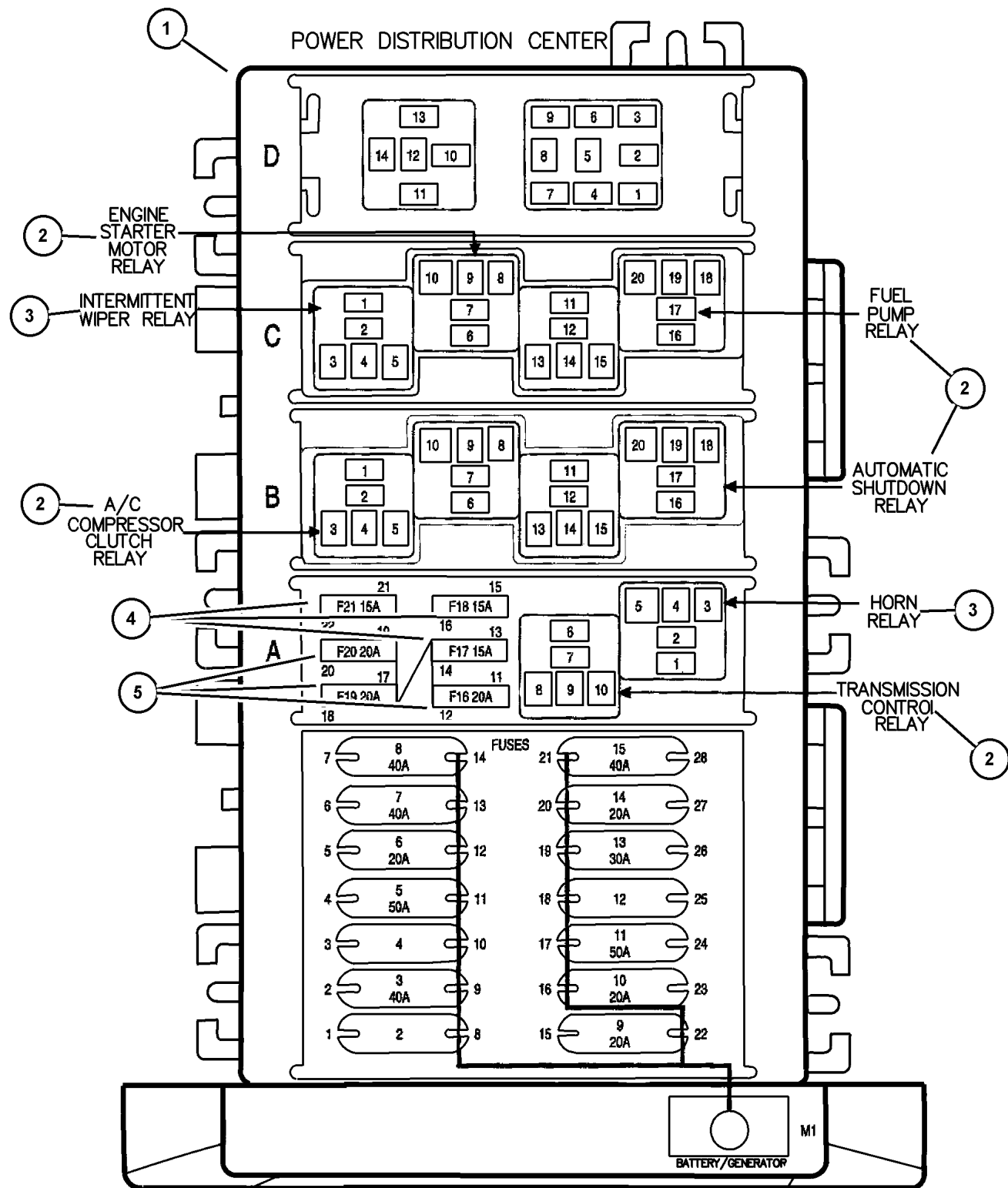
ITEM	PART NUMBER	QTY	LINE	SERIES	BODY	ENGINE	TRANS	TRIM	DESCRIPTION
1	5604 2447	1							MODULE, Message Center, With Vehicle Information Center
2	5600 7350	1	J						MODULE, Graphic Display, Without Vehicle Information Center
3	56042 409AE	1							MODULE, Body Controller
4	56042 462AB	1							SWITCH, Door Module, Right
5	55314 704AD	1							AIR BAG, Passenger
6	56042 177AB	1							MODULE, Compass Temperature
7	5600 4262	1							MODULE, Daytime Running Lamp
8	5602 7931	1							MODULE, Anti-lock Brakes, Adaptive Brakes (ABS)
9	5GJ01 JX8AA	1							AIR BAG, Driver
10	4856 623	1							COVER, Air Bag Module
11	56042 463AC	1							SWITCH, Door Module
12	56042 056AB	1							MODULE, Seat Memory
13	56042 055AB	2							MODULE, Heated Seat Control
14	56007 706AB	1							MODULE, Air Bag Control, Electronic Control [AECM] With Bracket
15	5604 2017	1							MODULE, Lamp Outage
16	5600 8761	1							TRANSMITTER, Keyless Entry Driver 1
	5600 8762	1							Driver 2

JEEP GRAND CHEROKEE (ZJ)			
SERIES	LINE	BODY	ENGINE
L = Low Line	J = 4WD T = 2WD	74 = 4 Door	ERH, ER0 = 4.0L Power Tech I-6. ELF, EL0 = 5.2L V8 MPI EML, EM0 = 5.9L V8 MPI
			TRANSMISSION
			DGW = 4 Speed Auto. 44RE DGK = 4 Speed Auto. 42RE DGT = 4 Speed Auto. 46RE DGO = All Speed Auto.

AR = Use as required - = Non illustrated part # = New this model year

October 20, 2004

Power Distribution Center - Relays and Fuses
Figure 008-510



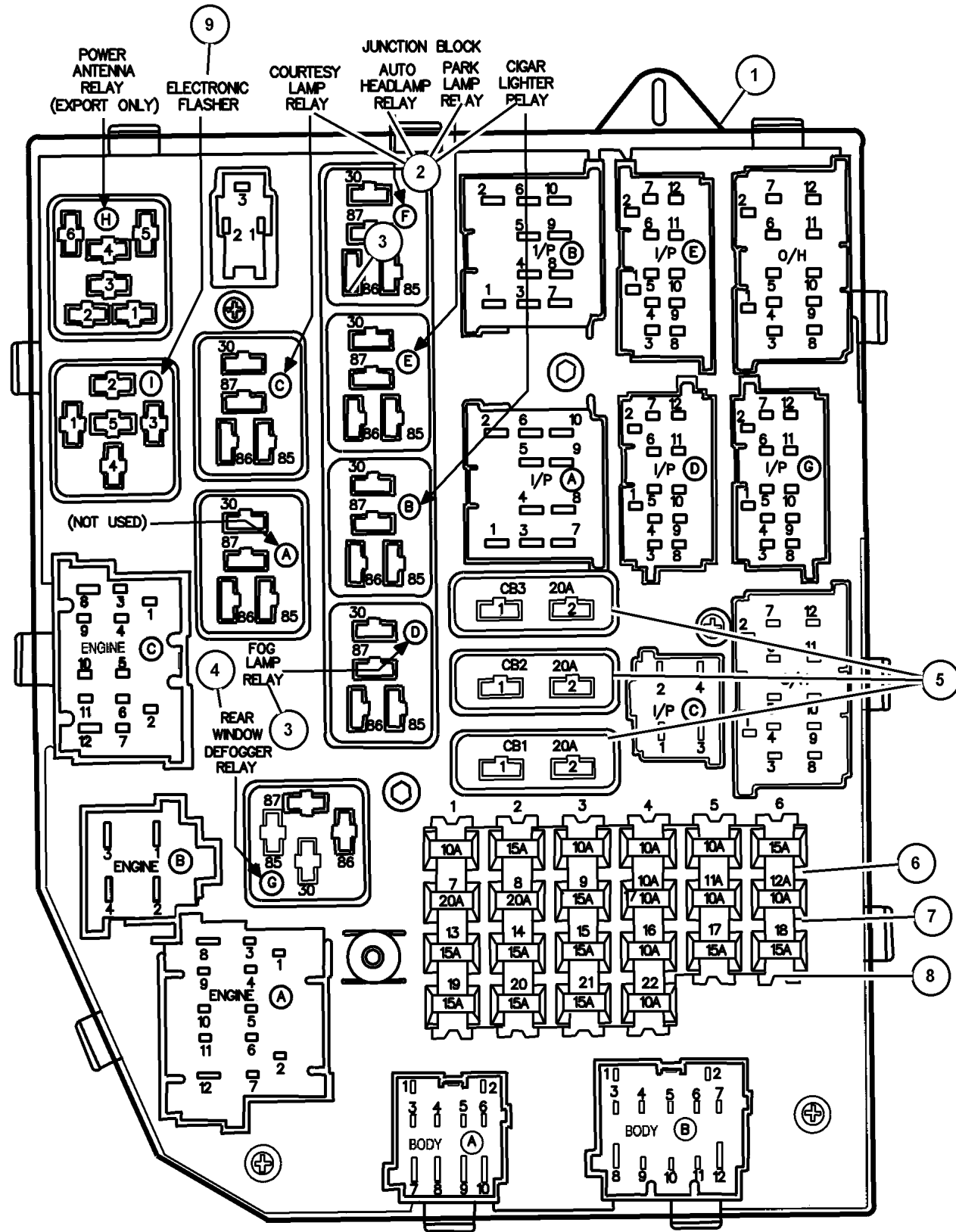
ITEM	PART NUMBER	QTY	LINE	SERIES	BODY	ENGINE	TRANS	TRIM	DESCRIPTION
1									POWER DISTRIBUTION CENTER, serviced in Headlamp to Dash Hrnss only, (NOT SERVICED) (Not Serviced)
2	4638 094	1							RELAY PACKAGE, Electrical, Starter, A/C Clutch, Fuel Pump, Auto Shutdown, Transmission Control (Stamped 56006707 or 56006709)
3	4671 168	1							RELAY, Mini, Horn, Wiper Intermittent
4	00AT M15	1							FUSE, Mini, 15 AMP, Light Blue
5	00AT M20	1							FUSE, Mini, 20 AMP, Yellow

JEEP GRAND CHEROKEE (ZJ)
 SERIES LINE BODY ENGINE TRANSMISSION
 L = Low Line J = 4WD 74 = 4 Door ERH, ER0 = 4.0L Power Tech I-6. DGW = 4 Speed Auto. 44RE
 ELF, EL0 = 5.2L V8 MPI DGK = 4 Speed Auto. 42RE
 EML, EM0 = 5.9L V8 MPI DGT = 4 Speed Auto. 46RE
 DGO = All Speed Auto.

AR = Use as required - = Non illustrated part # = New this model year

October 20, 2004

Junction Block - Relays, Fuses, and Circuit Breakes
Figure 008-520




ITEM	PART NUMBER	QTY	LINE	SERIES	BODY	ENGINE	TRANS	TRIM	DESCRIPTION
1	5601 8509	1							JUNCTION BLOCK, Relay
2	4608 650	4							RELAY, Electrical
3	5600 6846	4							RELAY, Electrical
4	4638 094	1							RELAY PACKAGE, Electrical
5									BREAKER, Circuit
	4124 795	1							30 Amp
	4604 235	1							20 Amp
6	00AT M10	8							FUSE, Mini, 10 AMP, Red
7	00AT M15	9							FUSE, Mini, 15 AMP, Light Blue
8	00AT M20	3							FUSE, Mini, 20 AMP, Yellow
9	5600 7243	1							FLASHER

JEEP GRAND CHEROKEE (ZJ)
 SERIES LINE BODY ENGINE TRANSMISSION
 L = Low Line J = 4WD 74 = 4 Door ERH, ER0 = 4.0L Power Tech I-6. DGW = 4 Speed Auto. 44RE
 ELF, EL0 = 5.2L V8 MPI DGT = 4 Speed Auto. 42RE
 EML, EM0 = 5.9L V8 MPI DGT = 4 Speed Auto. 46RE
 DGO = All Speed Auto.

AR = Use as required - = Non illustrated part # = New this model year

October 20, 2004

Sensors
Figure 008-610



ITEM	PART NUMBER	QTY	LINE	SERIES	BODY	ENGINE	TRANS	TRIM	DESCRIPTION
1									SENSOR, Oxygen
	5604 1111	1				ER0			Before Catalyst
	5604 1213	1				EL0, EM0			Before Catalyst
	5604 1219	1							After Catalyst
2									SENSOR, Map
	5602 9405	1				ER0			
		1				EL0, EM0			
-3									SCREW, Pan Head
	6504 512	2				EL0, EM0			Map Sensor Mounting
		2				ER0			Map Sensor Mounting
-4	6504 313	1				ER0			CLIP, Wiring, O2 Sensor Pigtail Retension
5	5503 6214	1							SENSOR, Ambient Temperature
-6	5503 6393	1							SENSOR, Auto Temp. Control, In Cab
7									SENSOR, Anti-Lock Brake, Rear
	5602 7722	1							Right
	5602 7723	1							Left
8									SENSOR, Anti-Lock Brakes, Front
	5600 5216	2	T						
		2	J						
9									BOLT
	8350 4920	2	J						
		2	T						
-10	5602 7905	1							SENSOR, Vehicle Speed
-11	5602 8182	1							O RING
-12									SENSOR, Coolant Level
	5202 8031	1				ER0			
		1				EL0, EM0			
-13									SENSOR, Crankshaft Position
	5602 7870	1				EL0, EM0			
	56027 868AC	1				ER0	DGK		
-14	5604 1008	1				ER0	DG0		SHIELD, Wiring, Sensor Cover
-15	5600 8759	1							SENSOR, Headlamp, With Alarm Lamp
-16	5503 5501	1							SENSOR, A.T.C. Sun, Solar, With Auto Temp Control
-17									SENSOR, Throttle Position


JEEP GRAND CHEROKEE (ZJ)

SERIES	LINE	BODY	ENGINE	TRANSMISSION
L = Low Line	J = 4WD T = 2WD	74 = 4 Door	ERH, ER0 = 4.0L Power Tech I-6. ELF, EL0 = 5.2L V8 MPI EML, EM0 = 5.9L V8 MPI	DGW = 4 Speed Auto. 44RE DGK = 4 Speed Auto. 42RE DGT = 4 Speed Auto. 46RE DG0 = All Speed Auto.

AR = Use as required - = Non illustrated part # = New this model year

October 20, 2004

Sensors
Figure 008-610



ITEM	PART NUMBER	QTY	LINE	SERIES	BODY	ENGINE	TRANS	TRIM	DESCRIPTION
	4874 371AC	1				ER0			
	4882 219	1				EL0, EM0			
-18 -19	5602 7332	1							SENSOR, Battery Temperature SENSOR, Transmission Output Speed
	4412 879	1	J			EL0	DGW		
		1	J			ER0	DGK		
		1	T			ER0	DGK		
		1	T			EL0	DGW		
-20		1	J			EM0	DGT		SENSOR, Air Temperature
	5602 7872	1				ER0			
		1				EL0, EM0			
-21	5602 7873	1				ER0			SENSOR, Coolant Temperature
-22	5600 4815	1				EL0, EM0			SENSOR, Coolant Temperature
-23									SENSOR, Coolant Temperature
	56022 390AA	1				EM0			Inlet Hose, Lower
	56022 391AA	1				EM0			Outlet Hose, Upper

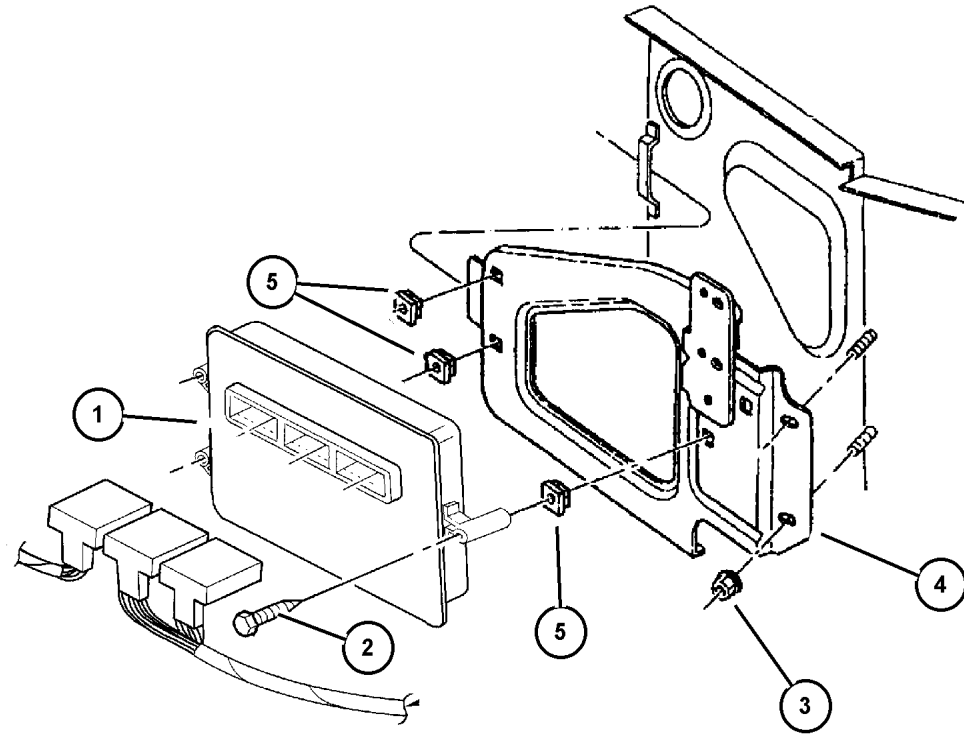
JEEP GRAND CHEROKEE (ZJ)

SERIES	LINE	BODY	ENGINE	TRANSMISSION
L = Low Line	J = 4WD T = 2WD	74 = 4 Door	ERH, ER0 = 4.0L Power Tech I-6. ELF, EL0 = 5.2L V8 MPI EML, EM0 = 5.9L V8 MPI	DGW = 4 Speed Auto. 44RE DGK = 4 Speed Auto. 42RE DGT = 4 Speed Auto. 46RE DG0 = All Speed Auto.

AR = Use as required - = Non illustrated part # = New this model year

October 20, 2004

**Powertrain Control Module (JTEC)
Figure 008-710**



ITEM	PART NUMBER	QTY	LINE	SERIES	BODY	ENGINE	TRANS	TRIM	DESCRIPTION
1									MODULE, Powertrain Control
	56041 515AA	1	J			EL0	DG0		Federal
	56041 516AA	1	T			EL0	DG0		Federal
	56041 517AA	1	J			EL0	DG0		California
	56041 518AA	1	T			EL0	DG0		California
	56041 519AA	1				EM0	DG0		Federal
	56041 538AA	1				EM0	DG0		California
	56044 513AA	1				ER0	DG0		Federal
	56044 514AA	1				ER0	DG0		California
2									SCREW, .190-16x2, (NOT SERVICED) (Not Serviced)
3	6503 102	2							NUT AND WASHER, Hex Nut-Coned Washer, M6 x 1.00
4	5602 7599	1							BRACKET, Module, [JTEC] Module
5	J400 4959	3							NUT, Snap In, .19

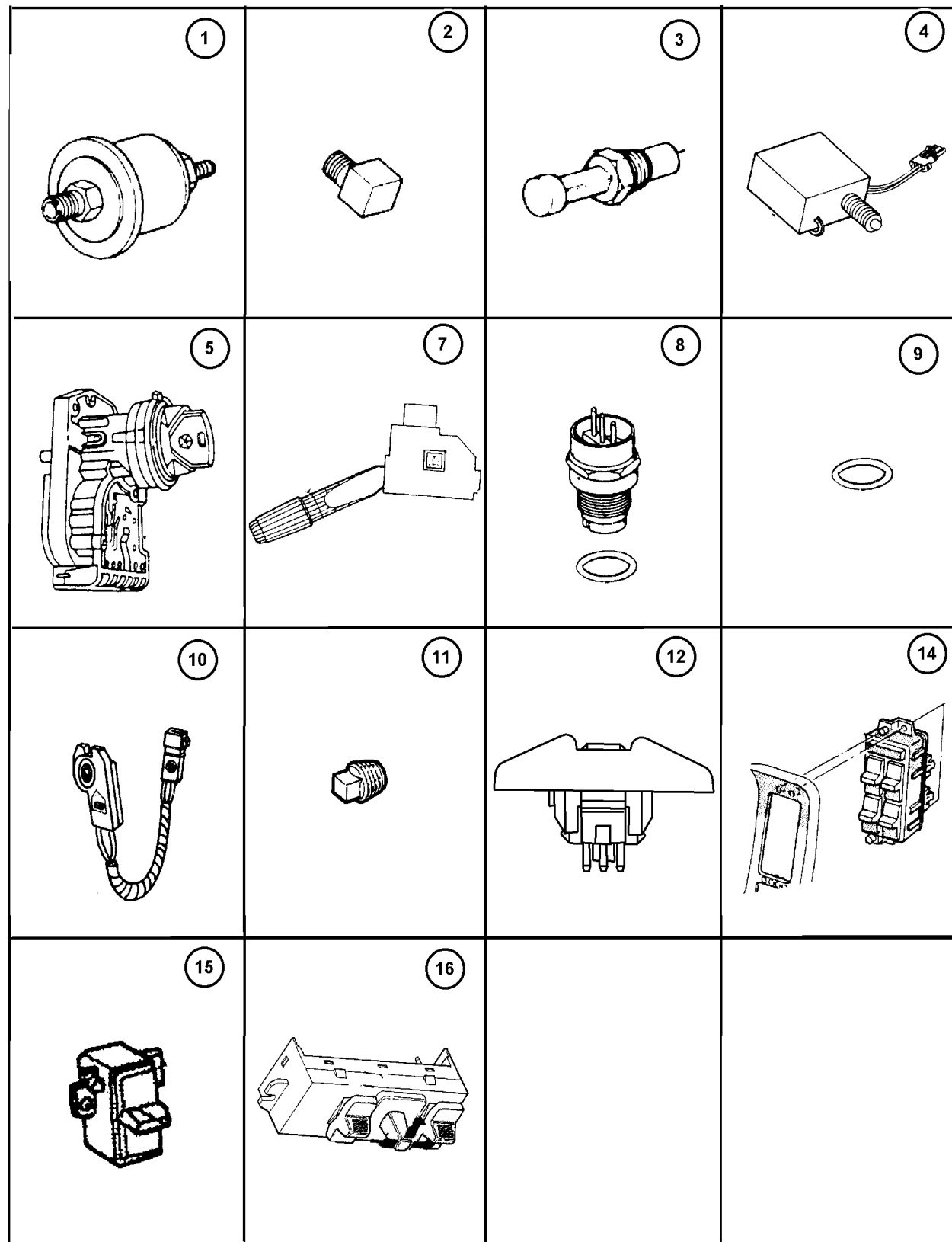
JEEP GRAND CHEROKEE (ZJ)

SERIES	LINE	BODY	ENGINE	TRANSMISSION
L = Low Line	J = 4WD T = 2WD	74 = 4 Door	ERH, ER0 = 4.0L Power Tech I-6. ELF, EL0 = 5.2L V8 MPI EML, EM0 = 5.9L V8 MPI	DGW = 4 Speed Auto. 44RE DGK = 4 Speed Auto. 42RE DGT = 4 Speed Auto. 46RE DG0 = All Speed Auto.

AR = Use as required - = Non illustrated part # = New this model year

October 20, 2004

Switches And Sending Units Figure 008-810



ITEM	PART NUMBER	QTY	LINE	SERIES	BODY	ENGINE	TRANS	TRIM	DESCRIPTION
1	5603 1005	1				EL0, EM0 ER0			SENDING UNIT, Oil Pressure
2	J093 4001	1				ER0			ELBOW, Oil Gauge Sending Unit
3	5600 7300	4							SWITCH, Door Ajar
4	4671 336	1							SWITCH, Stop Lamp, With Speed Control
5	5602 1346	1							SWITCH, Ignition
-6	6503 845	3							SCREW, Ignition Switch
7	4728 424	1							SWITCH, Multifunction
8	5602 8181	1	J			EL0	DGW		SWITCH, Neutral, Safety, Back Up
		1	J			ER0	DGK		
		1	J			EM0	DGT		
9	2408 143	1					DG0		WASHER, Switch
		1	J			EM0	DGT		
		1	J			EL0	DGW		
		1	J			ER0	DGK		
10	56008 784AB	1							SWITCH, Disarm
	56008 785AB	1							Right Door
	56007 583AB	1							Left Door
									Liftgate
11	J010 3877	1				ER0			PLUG, Square Head, 1/8-27NPTx. 32, Oil Sending Unit
12	5604 2618	1					DG0		SWITCH, Pod
	5604 2619	1					DG0		Without Heated Seats, Rear Wiper
									With Heated Seats, Rear Wiper
-13	5600 9212	1							SWITCH, Pod
	5600 9213	1							With Automatic Headlamp & Fog Lamps
	5600 9214	1							Without Automatic Headlamp, With Fog Lamps
	5600 9215	1							With Automatic Headlamp, Without Fog Lamps
									Without Automatic Headlamp & Fog Lamps
14	56042 462AB	1							SWITCH, Door Module
	56042 463AB	1							Front Right,Module
									Front Left,Module
15	5604 2057	1							SWITCH, Power Window, Rear
16									SWITCH, Seat

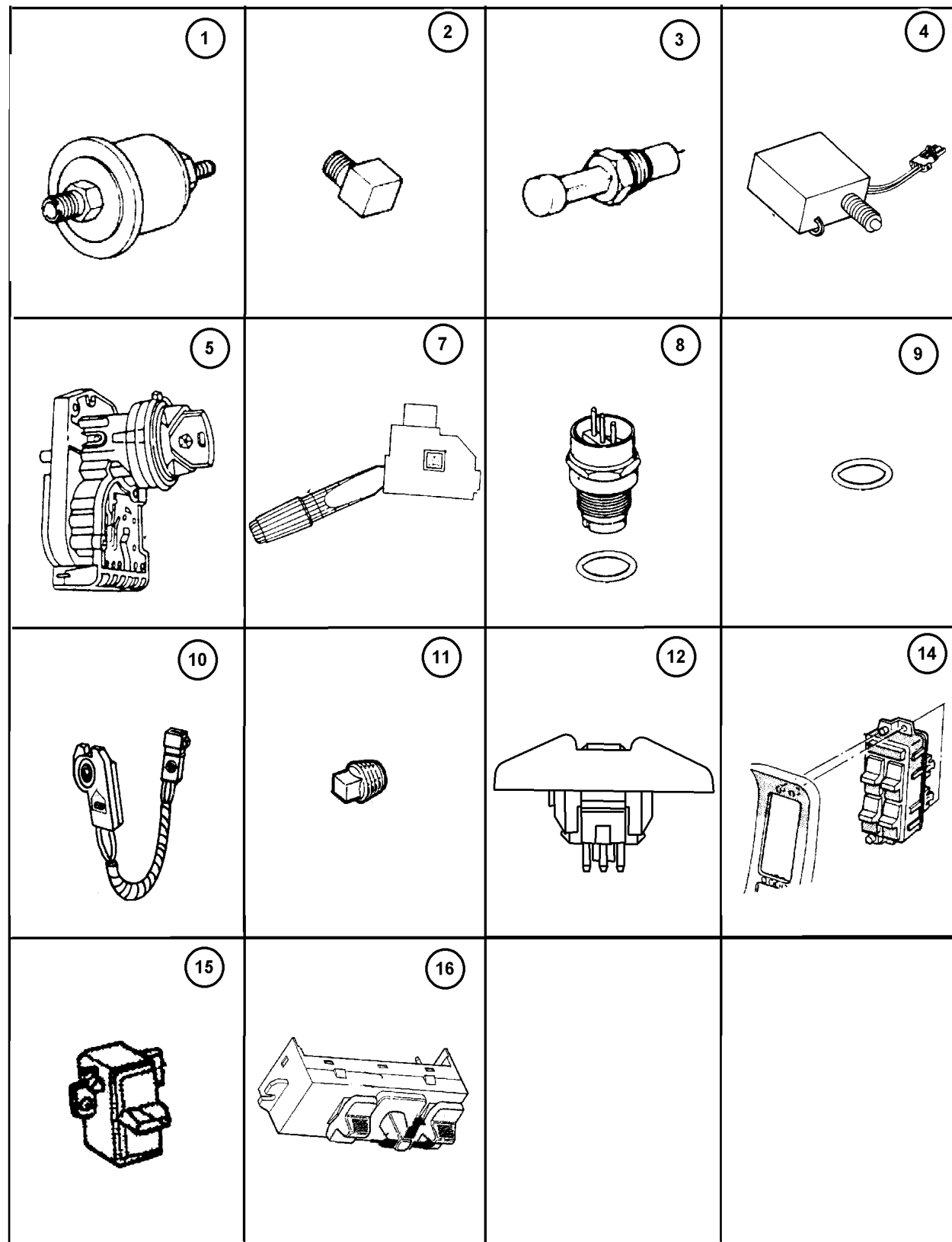
JEEP GRAND CHEROKEE (ZJ)

SERIES	LINE	BODY	ENGINE	TRANSMISSION
L = Low Line	J = 4WD T = 2WD	74 = 4 Door	ERH, ER0 = 4.0L Power Tech I-6. ELF, EL0 = 5.2L V8 MPI EML, EM0 = 5.9L V8 MPI	DGW = 4 Speed Auto. 44RE DGK = 4 Speed Auto. 42RE DGT = 4 Speed Auto. 46RE DG0 = All Speed Auto.

AR = Use as required - = Non illustrated part # = New this model year

October 20, 2004

Switches And Sending Units Figure 008-810



ITEM	PART NUMBER	QTY	LINE	SERIES	BODY	ENGINE	TRANS	TRIM	DESCRIPTION
	4601 756	1							Right
	4601 757	1							Left
-17	5600 5640	1							SWITCH, Alarm and Cargo Lamp
-18	5600 6315	1							SWITCH, Anti Lock Brake Accelarat
-19	5604 2064	2							SWITCH, 1 Gang, Power Lumbar & Power Sunroof
-20	55076 391AB	1							HANDLE AND SWITCH, Liftgate, Limited, With Handle
-21	5600 7022	1							SWITCH, Liftgate, With Flip Up Glass
-22									SWITCH, Remote Radio Right
	5600 7338	1							Right
	5600 7339	1							Left
-23	4373 860	1							SWITCH, Door Lock, Power Sunroof
-24									SWITCH, Speed Control Right
	5600 7336	1							Right
	5600 7337	1							Left
-25	5600 7272	1							SWITCH, Memory Selector
-26									BEZEL, Door Trim Panel [AZ]
	PH97 SAZ	1							[AZ]
	PH97 SC3	1							[C3]
	PH97 ST6	1							[T6]

JEEP GRAND CHEROKEE (ZJ)

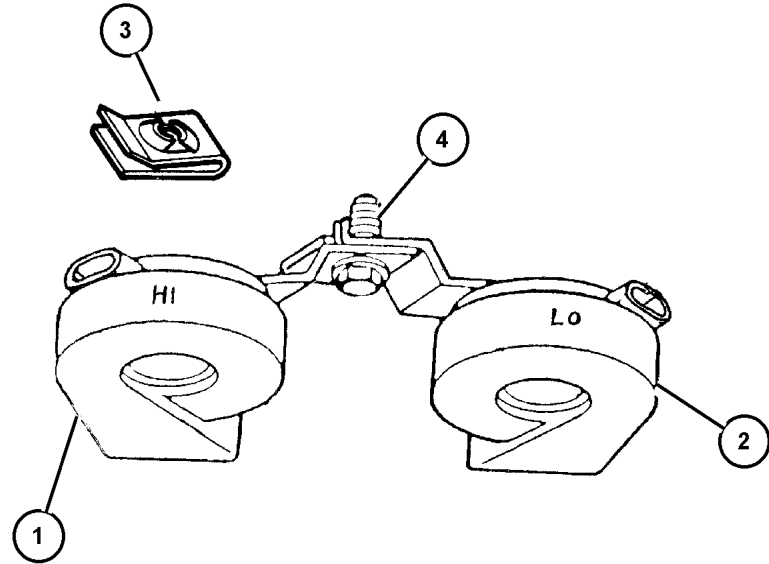
SERIES	LINE	BODY	ENGINE	TRANSMISSION
L = Low Line	J = 4WD T = 2WD	74 = 4 Door	ERH, ER0 = 4.0L Power Tech I-6. ELF, EL0 = 5.2L V8 MPI EML, EM0 = 5.9L V8 MPI	DGW = 4 Speed Auto. 44RE DGK = 4 Speed Auto. 42RE DGT = 4 Speed Auto. 46RE DGO = All Speed Auto.

AR = Use as required - = Non illustrated part # = New this model year

October 20, 2004

Horns Figure 008-910

ITEM	PART NUMBER	QTY	LINE	SERIES	BODY	ENGINE	TRANS	TRIM	DESCRIPTION
1	4886 257AA	1							HORN AND BRACKET, High Note, With Bracket
2	4886 256AA	1							HORN AND BRACKET, Low Note, With Bracket
3	6101 283	1							U-NUT, M8x1.25
4									SCREW, M8x1.25x22.00, (NOT SERVICED) (Not Serviced)



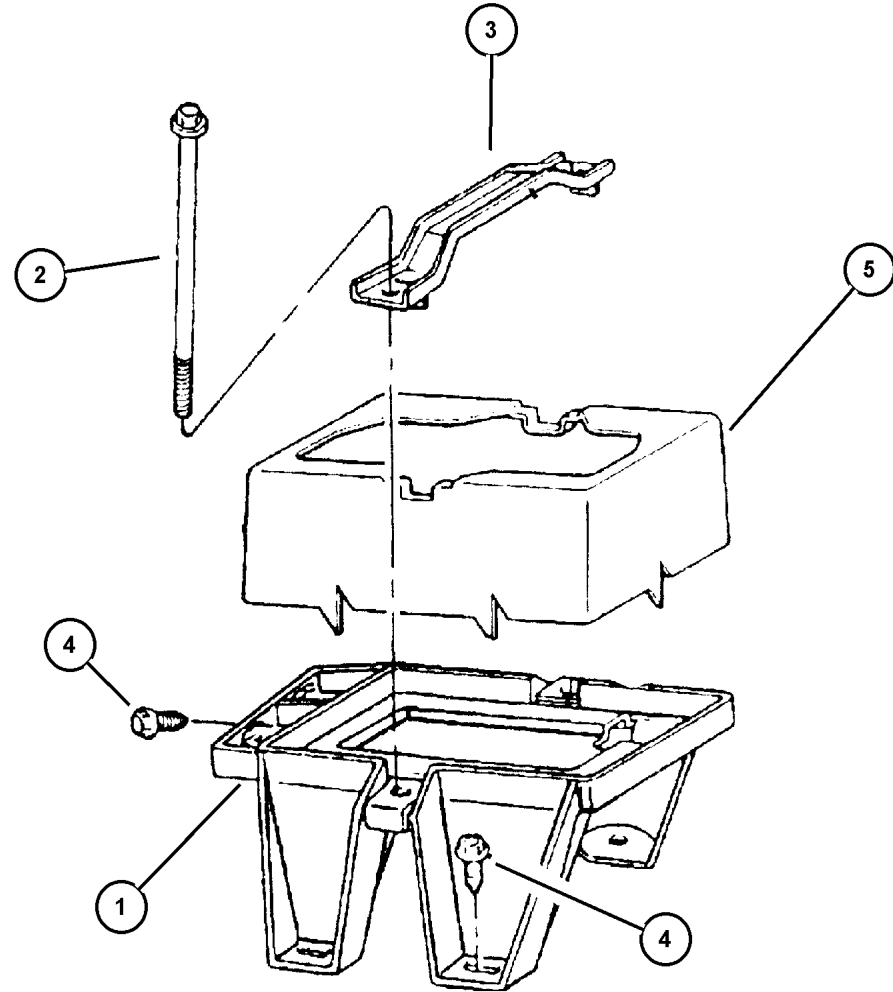
JEEP GRAND CHEROKEE (ZJ)				
SERIES	LINE	BODY	ENGINE	TRANSMISSION
L = Low Line	J = 4WD T = 2WD	74 = 4 Door	ERH, ER0 = 4.0L Power Tech I-6. ELF, EL0 = 5.2L V8 MPI EML, EM0 = 5.9L V8 MPI	DGW = 4 Speed Auto. 44RE DGK = 4 Speed Auto. 42RE DGT = 4 Speed Auto. 46RE DG0 = All Speed Auto.

AR = Use as required - = Non illustrated part # = New this model year

October 20, 2004

Battery Tray
Figure 008-1010

ITEM	PART NUMBER	QTY	LINE	SERIES	BODY	ENGINE	TRANS	TRIM	DESCRIPTION
1	5529 6088	1				EL0, EM0, ER0			SUPPORT, Battery
2	6502 783	2							BOLT, Hex Flange Head, M8x1.25x215, Battery Hold Down
3	5501 4361	1							BRACKET, Battery Hold Down
4	6101 455	5							SCREW AND WASHER, Hex Head, M6x1x20
5	56027 073AB	1							COVER, Battery

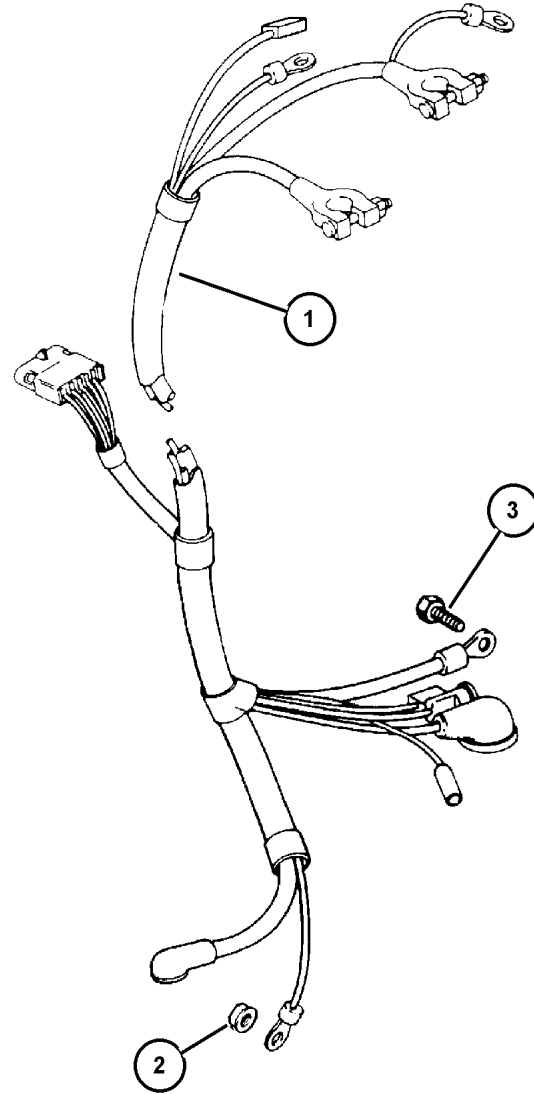


JEEP GRAND CHEROKEE (ZJ)				
SERIES	LINE	BODY	ENGINE	TRANSMISSION
L = Low Line	J = 4WD T = 2WD	74 = 4 Door	ERH, ER0 = 4.0L Power Tech I-6. ELF, EL0 = 5.2L V8 MPI EML, EM0 = 5.9L V8 MPI	DGW = 4 Speed Auto. 44RE DGK = 4 Speed Auto. 42RE DGT = 4 Speed Auto. 46RE DG0 = All Speed Auto.

AR = Use as required - = Non illustrated part # = New this model year

October 20, 2004

Battery Cables
Figure 008-1020



ITEM	PART NUMBER	QTY	LINE	SERIES	BODY	ENGINE	TRANS	TRIM	DESCRIPTION
1									WIRING, Alternator and Battery
	56009 115AB	1				ER0			
	56009 116AB	1				EL0, EM0			5.2
	56042 617AB	1				EM0			5.9
2									NUT AND WASHER, .312-18, (NOT SERVICED) (Not Serviced)
3									SCREW AND WASHER, (NOT SERVICED) (Not Serviced)

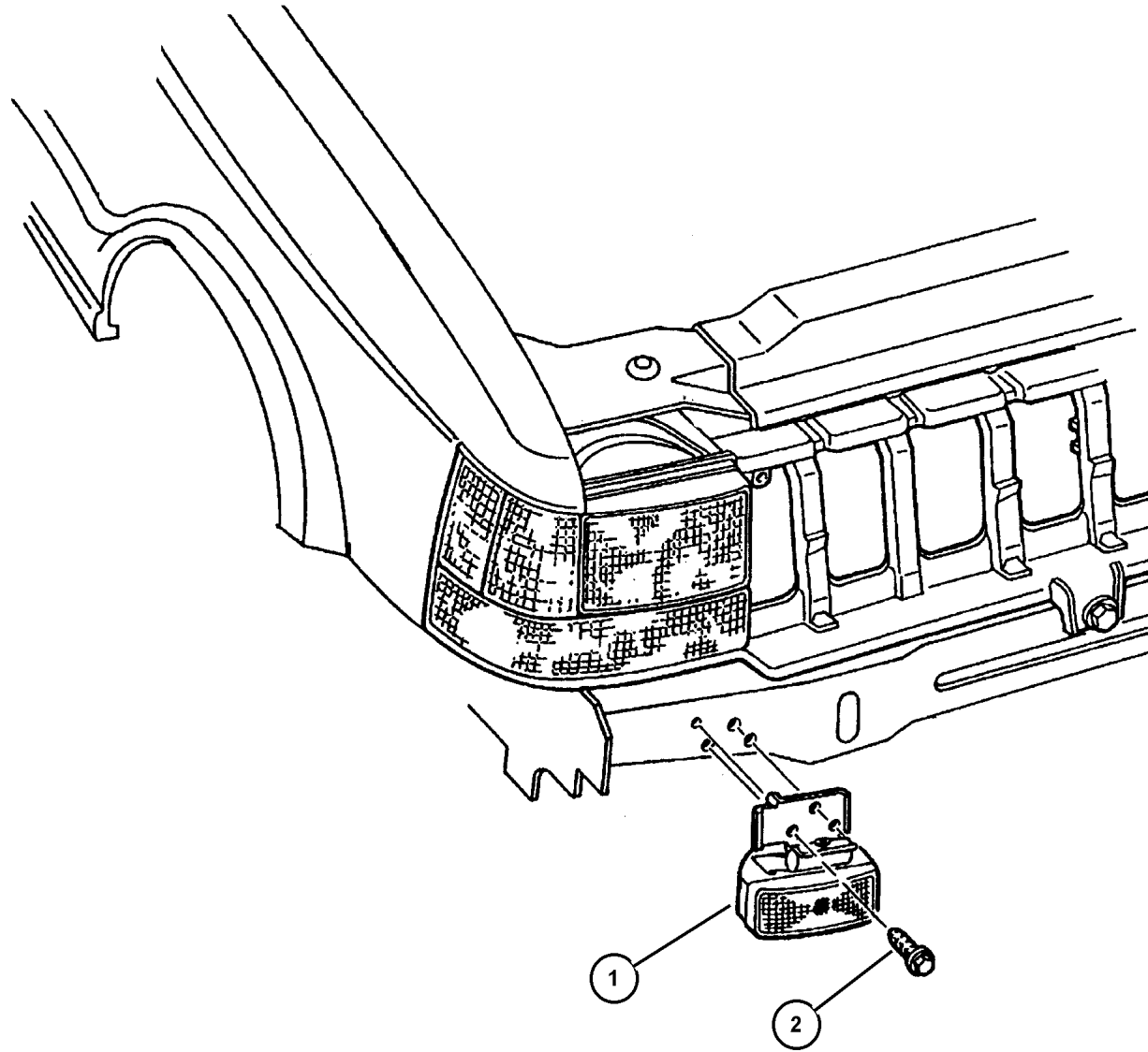
JEEP GRAND CHEROKEE (ZJ)

SERIES	LINE	BODY	ENGINE	TRANSMISSION
L = Low Line	J = 4WD T = 2WD	74 = 4 Door	ERH, ER0 = 4.0L Power Tech I-6. ELF, EL0 = 5.2L V8 MPI EML, EM0 = 5.9L V8 MPI	DGW = 4 Speed Auto. 44RE DGK = 4 Speed Auto. 42RE DGT = 4 Speed Auto. 46RE DGO = All Speed Auto.

AR = Use as required - = Non illustrated part # = New this model year

October 20, 2004

Lamps--Fog
Figure 008-1110



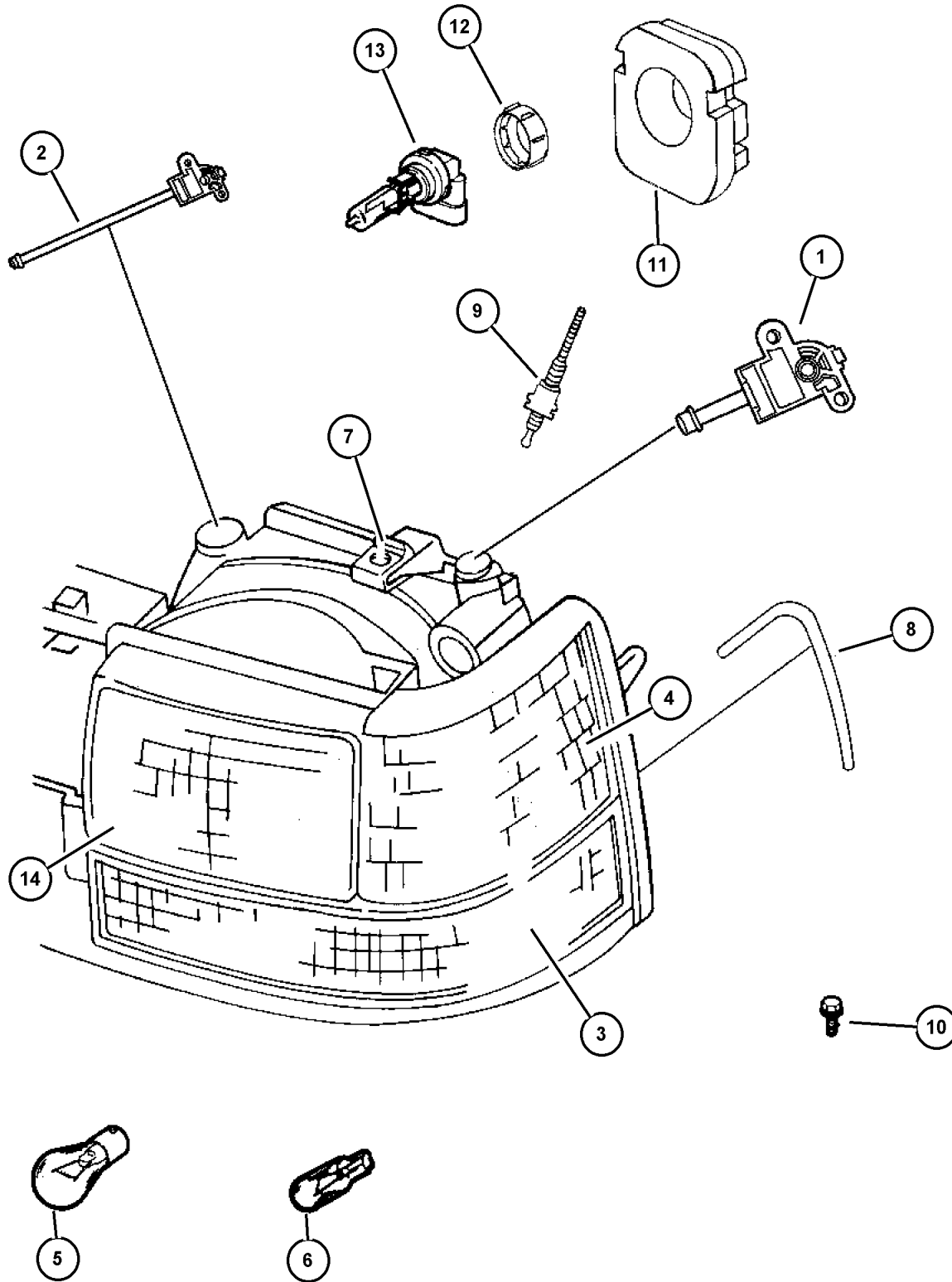
ITEM	PART NUMBER	QTY	LINE	SERIES	BODY	ENGINE	TRANS	TRIM	DESCRIPTION
1									LAMP, Fog
	5515 5312	1							Right
	5515 5313	1							Left
2									SCREW, (NOT SERVICED) (Not Serviced)
-3	4728 646	1							BULB PACKAGE, 55 Watt
-4	4856 398	1							COVER, Fog Lamp
-5									BRACKET, Fog Lamp
	4856 394	1							Right
	4856 395	1							Left
-6	4856 396	1							PLATE, Lamp
-7	4856 397	1							BOLT, Fog Lamp Bracket
-8	4805 147	1							VENT, Headlamp
-9	4883 017	1							WIRING, Fog Lamp

JEEP GRAND CHEROKEE (ZJ)
 SERIES LINE BODY ENGINE TRANSMISSION
 L = Low Line J = 4WD 74 = 4 Door ERH, ER0 = 4.0L Power Tech I-6. DGW = 4 Speed Auto. 44RE
 T = 2WD ELF, EL0 = 5.2L V8 MPI DGK = 4 Speed Auto. 42RE
 EML, EM0 = 5.9L V8 MPI DGT = 4 Speed Auto. 46RE
 DG0 = All Speed Auto.

AR = Use as required - = Non illustrated part # = New this model year

October 20, 2004

Lamps--Front
Figure 008-1120



ITEM	PART NUMBER	QTY	LINE	SERIES	BODY	ENGINE	TRANS	TRIM	DESCRIPTION
1	5505 5121	2							GEAR, Headlamp Adjusting, Verticle
2	5505 5122	2							GEAR, Headlamp Adjusting, Horizontal
3	56005 098AB	1							LAMP, Park, Turn, Side Marker Right
	56005 099AB	1							Left
4	5600 5104	1							LAMP, Park and Turn Signal Right
	5600 5105	1							Left
5	0154 862AA	2							BULB, 3454NAK
6	L000 0194	1							BULB, 194
7	6101 442	6							U-NUT, M6 x 1.00, M6x1.00
8	5502 9634	1							WELT, Headlamp To Grille Right
	5502 9635	1							Left
9	5505 5312	2							SCREW, Pivot
10									SCREW, Tapping, .19-16x1.75, (NOT SERVICED) (Not Serviced)
11	5503 6798	2							SEAL, Headlamp Closure Panel
12	4388 589	1							RETAINER, Headlamp Bulb
13	0154 824	1							BULB, Headlamp
14	55055 118AB	AR							HEADLAMP Right
	55055 119AB	1							Left
-15	4762 489	1							CAPSULE, Reflector to Horizontal, Horizontal Headlamp Adjuster
-16	4762 490	1							CAPSULE, Reflector to Verticle, Verticle Headlamp Adjuster
-17	4805 147	1							VENT, Headlamp

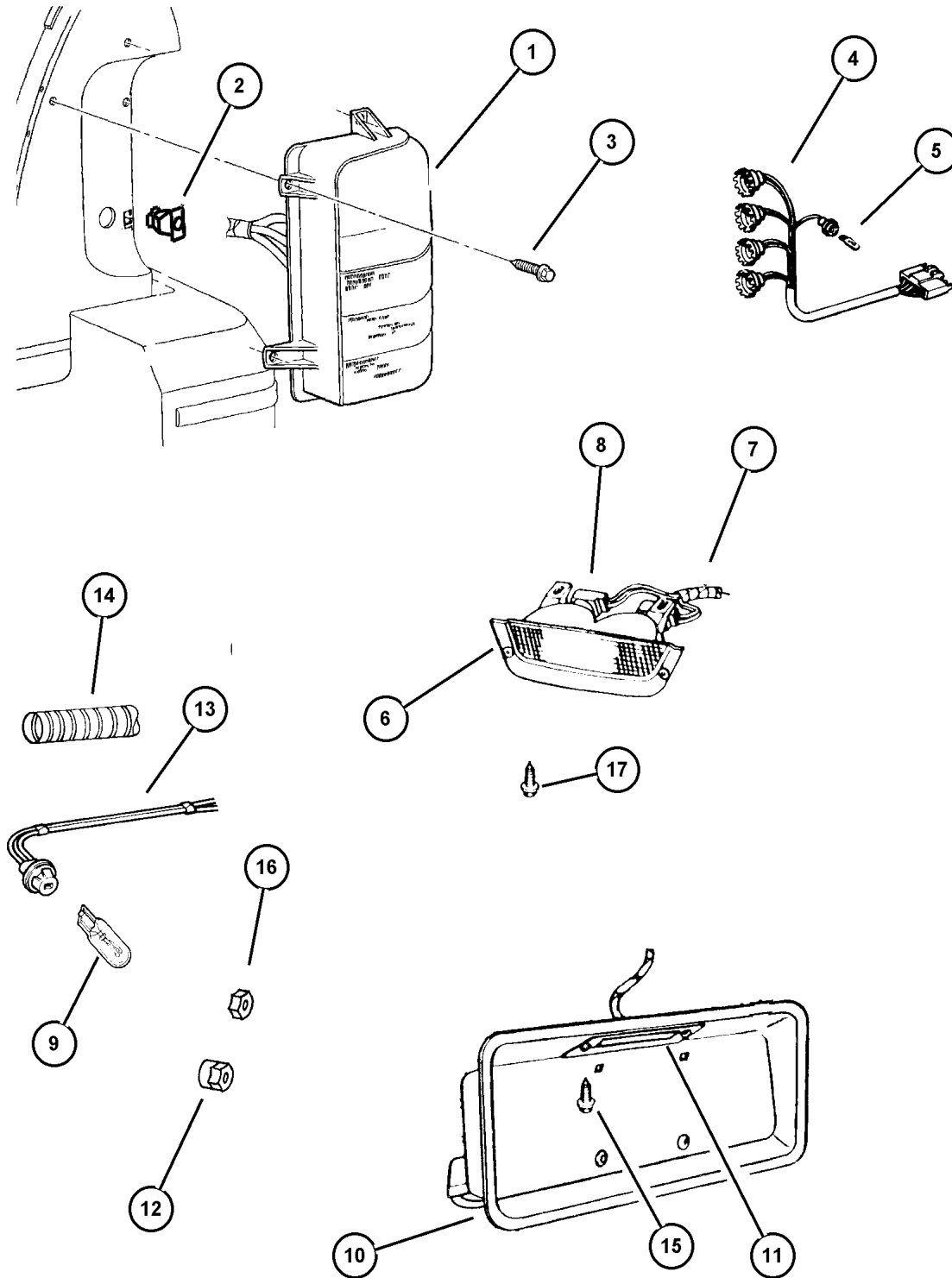
JEEP GRAND CHEROKEE (ZJ)

SERIES	LINE	BODY	ENGINE	TRANSMISSION
L = Low Line	J = 4WD T = 2WD	74 = 4 Door	ERH, ER0 = 4.0L Power Tech I-6. ELF, EL0 = 5.2L V8 MPI EML, EM0 = 5.9L V8 MPI	DGW = 4 Speed Auto. 44RE DGK = 4 Speed Auto. 42RE DGT = 4 Speed Auto. 46RE DGO = All Speed Auto.

AR = Use as required - = Non illustrated part # = New this model year

October 20, 2004

Lamps--Rear
Figure 008-1130



ITEM	PART NUMBER	QTY	LINE	SERIES	BODY	ENGINE	TRANS	TRIM	DESCRIPTION
1									LAMP, Tail Stop Turn
	55155 738AA	1							Right
	55155 739AA	1							Left
2	6502 776	2							CLIP, Lamp, Tail Lamp Mounting
3	6502 064	1							SCREW, Tapping, M6x1x20
4	5604 2348	1							WIRING, Tail Lamp
5	L000 0194	1							BULB, 194
6									LAMP, High Mounted Stop
	5505 5178	1							With Fixed Glass
	5505 5179	1							With Flipper Glass
7	5601 8668	1							WIRING, High Mounted Stop Lamp
8	L000 0922	3							BULB, 922
9	L000 0168	2							BULB, 168
10	5FF5 6SW1	1							HOUSING, License Plate, Mounting, [P.A.R.]
11	5505 4611	2							LAMP, License Plate
12	J400 4689	4							NUT, Push, .164-18
13	5505 4954	1							WIRING, License Lamp
14	4364 393	1				EL0, EM0, ER0			TUBE, Convoluted
15	6034 207	4							SCREW, Oval Head, .164-18x.819
16	3420 2159	4							NUT, Hex Flange, M4x.7, License Lamp
17									SCREW, .190-16 X .750, (NOT SERVICED) (Not Serviced)

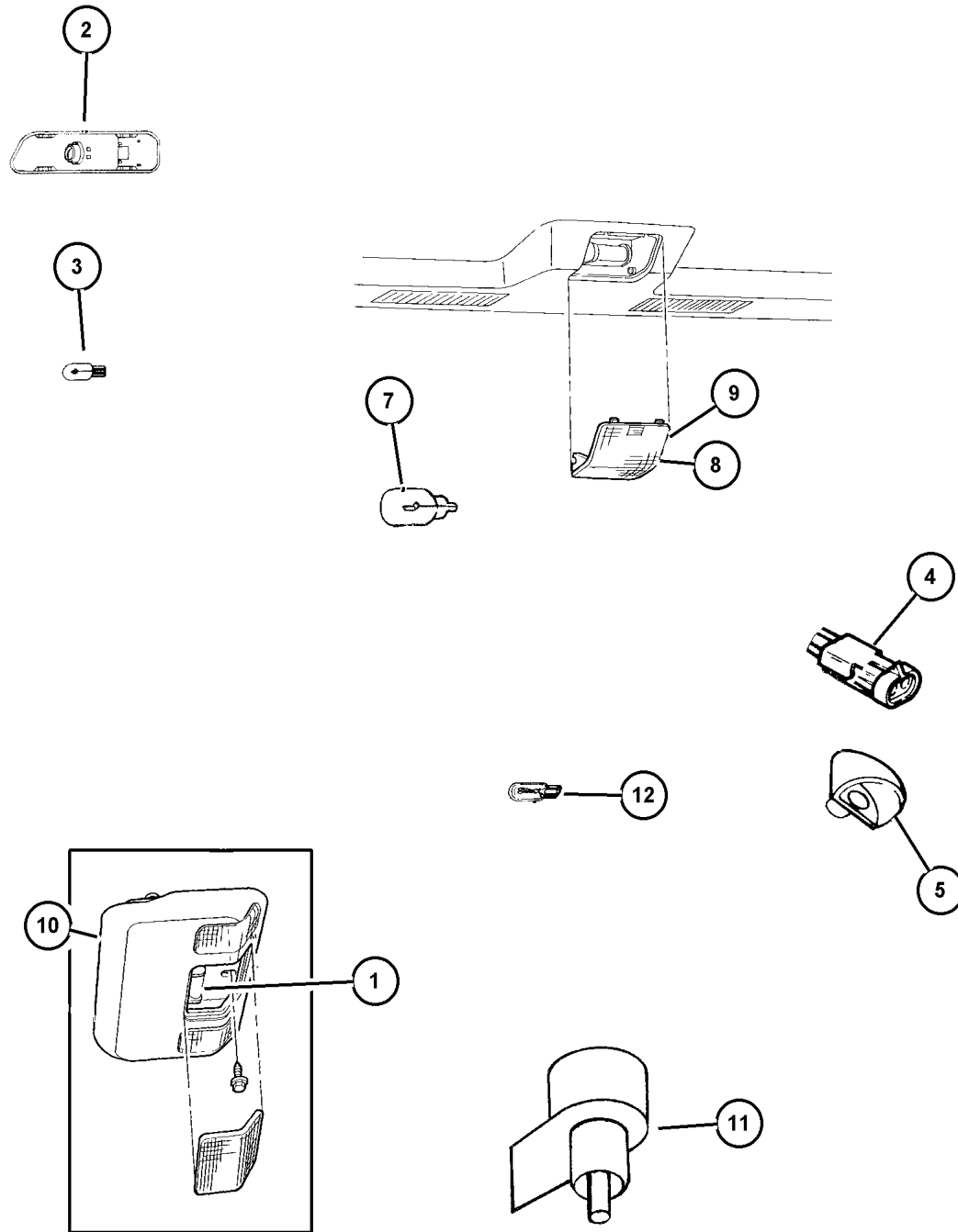
JEEP GRAND CHEROKEE (ZJ)

SERIES	LINE	BODY	ENGINE	TRANSMISSION
L = Low Line	J = 4WD T = 2WD	74 = 4 Door	ERH, ER0 = 4.0L Power Tech I-6. ELF, EL0 = 5.2L V8 MPI EML, EM0 = 5.9L V8 MPI	DGW = 4 Speed Auto. 44RE DGK = 4 Speed Auto. 42RE DGT = 4 Speed Auto. 46RE DGO = All Speed Auto.

AR = Use as required - = Non illustrated part # = New this model year

October 20, 2004

Lamps Courtesy, Dome, Cargo
Figure 008-1140



ITEM	PART NUMBER	QTY	LINE	SERIES	BODY	ENGINE	TRANS	TRIM	DESCRIPTION
1	L000 0906	2							BULB, 906
2									LAMP, Door
	5600 5076	1							Right Door
	5600 5077	1							Left Door
3	L000 0168	2							BULB, 168
4	4897 446AA	1							LENS, Lamp Module
5	5602 1441	1							LAMP, Underhood
-6	56042 003AB	1							WIRING, Underhood Lamp
7	L000 0561	1							BULB, 561
8	5600 5428	1							LENS, Cargo Lamp, Lamp Serviced in Liftgate Opening Panel
9									LENS, Reading Lamp Dome
	5604 2072	1							
	5268 175	2							Overhead Console, Right
	5268 176	2							Overhead Console, Left
10									LAMP, Dome And Reading
	5AS36 RC1AC	1							Mist Gray
	5AS36 RT6AC	1							Tan
11	4565 031	2							SWITCH, Overhead Console Lamp
12	9433 040	1							BULB, 561

JEEP GRAND CHEROKEE (ZJ)

SERIES	LINE	BODY	ENGINE	TRANSMISSION
L = Low Line	J = 4WD T = 2WD	74 = 4 Door	ERH, ER0 = 4.0L Power Tech I-6. ELF, EL0 = 5.2L V8 MPI EML, EM0 = 5.9L V8 MPI	DGW = 4 Speed Auto. 44RE DGK = 4 Speed Auto. 42RE DGT = 4 Speed Auto. 46RE DGO = All Speed Auto.

AR = Use as required - = Non illustrated part # = New this model year

October 20, 2004

Bulbs
Figure 008-1170

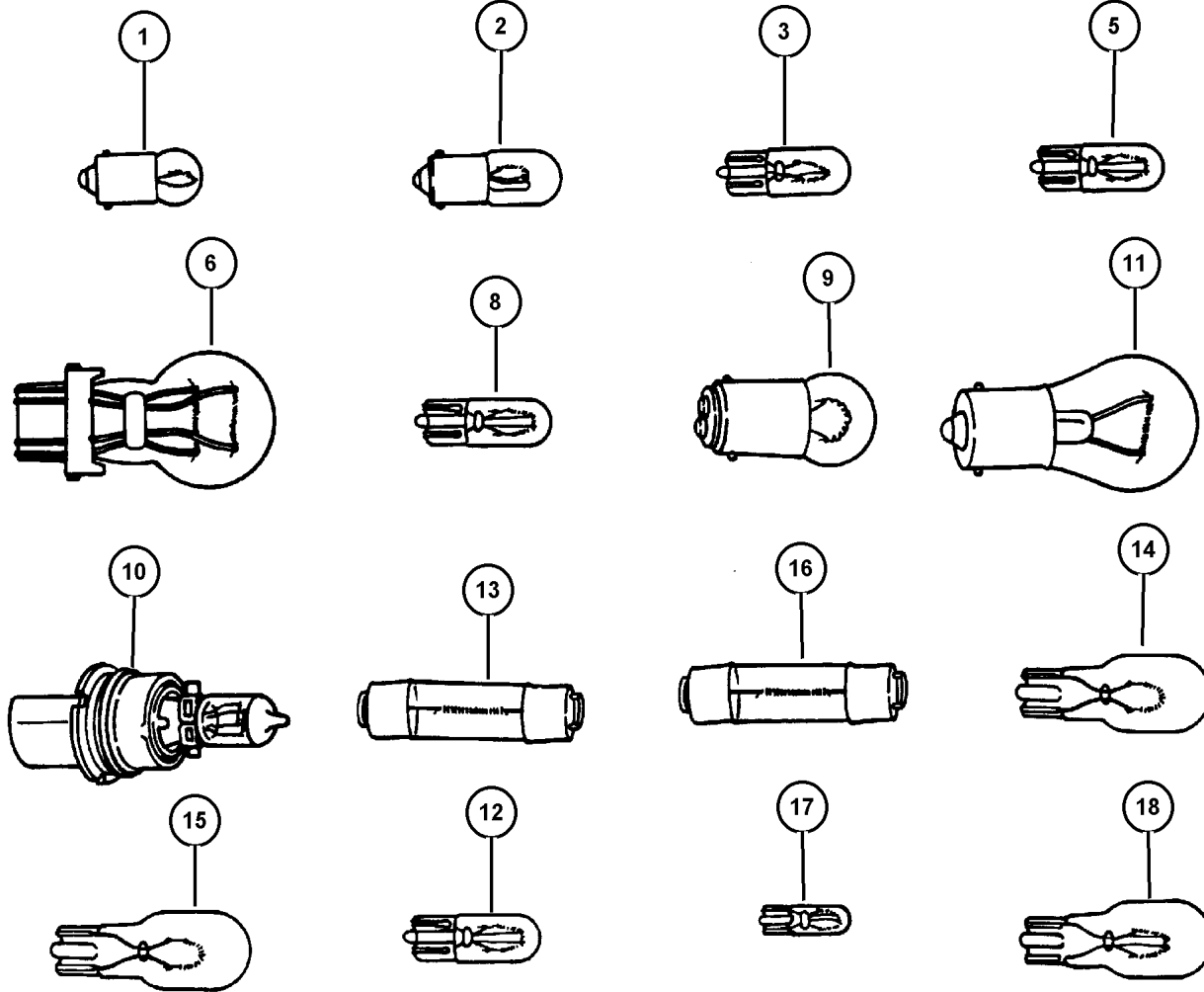
ITEM	PART NUMBER	QTY	LINE	SERIES	BODY	ENGINE	TRANS	TRIM	DESCRIPTION
1	L000 0053	1							BULB, 53, Cigarette Lighter
2	L000 0922	3							BULB, 922, Exterior, Center High Mounted Stop Lamp
3	L000 0194	1							BULB, 194, Exterior, Console Floor Shift, Heater, Glove compartment Lamp, Transfer Case Shifter
-4	L0034 54NAK	2							BULB, 3454NAK, Exterior, Front Turn Signal
5	9425 542	2							BULB, 168, Exterior, Door Courtesy, License Plate
6	4728 646	1							BULB PACKAGE, 55 Watt, Fog Lamp
-7	L000 3057	3							BULB, 3057, Backup, Tail, Stop, Turn
8	0L00 194NA	4							BULB, 194NA, Front Side Marker
9	L000 0089	2							BULB, 67, Under Dash Courtesy Lamps
10	0154 824	1							BULB, Headlamp
11	L000 0561	1							BULB, 561, Under Hood Lamp, Dome/Reading Lamp
12	L000 0161	1	J						BULB, 161, Graphic Display W/O LAZ
13	L002 1202	2							BULB, 212-2, Overhead Console, Rear Cargo Lamp
14	9436 750	2							BULB, 906, Front Reading
15	L000 0074	2							BULB, 74 Climate Control, Hazzard Lamp, Shift Lamp, Theft Alarm Lamp
	6501 966	2							Vanity Mirror Lamp
16	L000 0073	1							BULB, 73, Ash Receiver Lamp
17	9436 789	1							BULB, 37, Rocker Switches
18	L000 0906	2							BULB, 906, Front Reading
-19	4798 827	9				ELF, ERH			Cluster
	L00P C194	7				ELF, ERH			Cluster
-20	4720 843	1							LAMP, A/C Control Switch
-21	4864 511	1							BULB, Switch Pod T3
	4864 512	1							T5.5

JEEP GRAND CHEROKEE (ZJ)

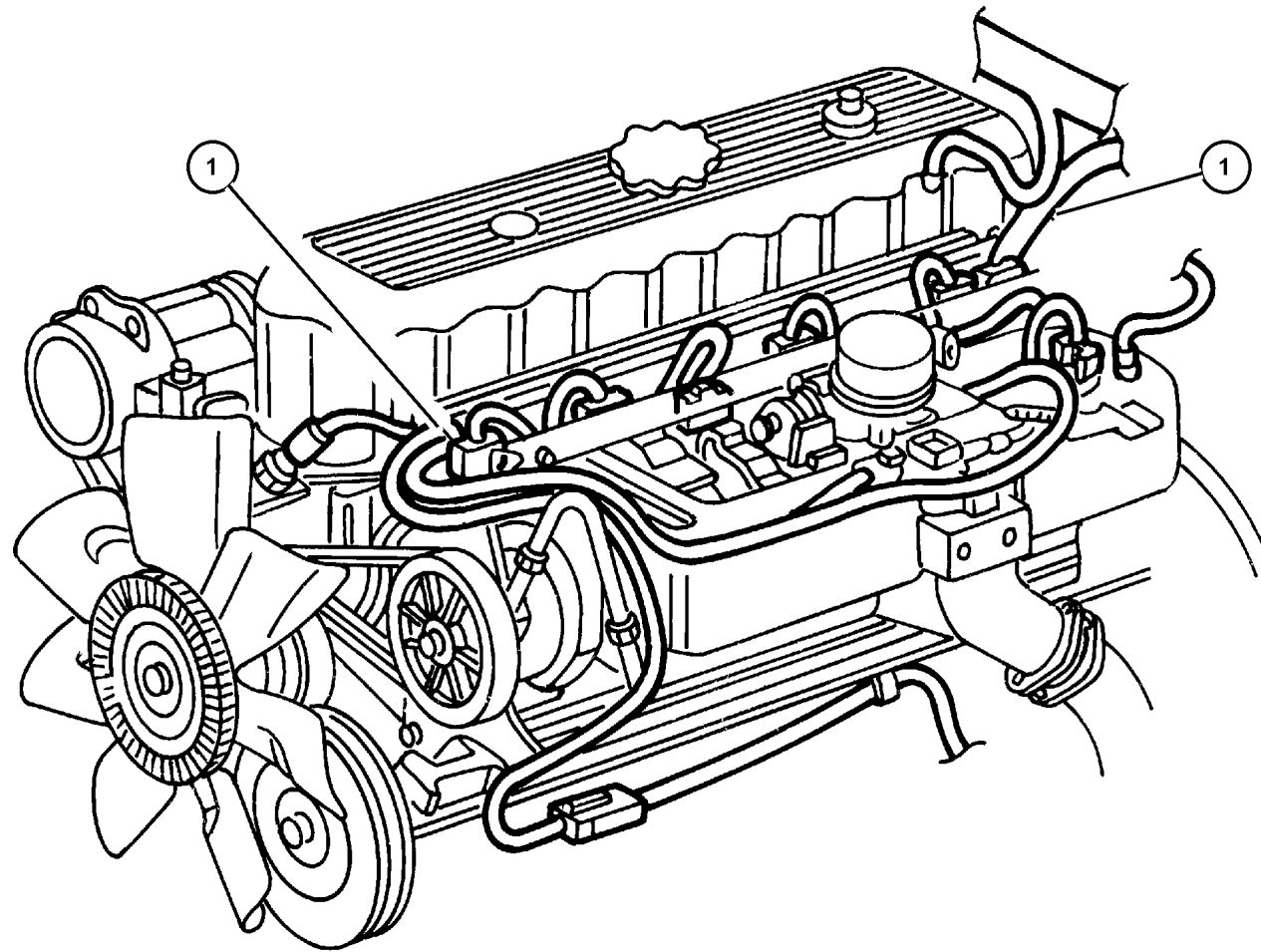
SERIES	LINE	BODY	ENGINE	TRANSMISSION
L = Low Line	J = 4WD T = 2WD	74 = 4 Door	ERH, ER0 = 4.0L Power Tech I-6. ELF, EL0 = 5.2L V8 MPI EML, EM0 = 5.9L V8 MPI	DGW = 4 Speed Auto. 44RE DGK = 4 Speed Auto. 42RE DGT = 4 Speed Auto. 46RE DGO = All Speed Auto.

AR = Use as required - = Non illustrated part # = New this model year

October 20, 2004



**Wiring Engine (Injector Wiring)
Figure 008-1205**



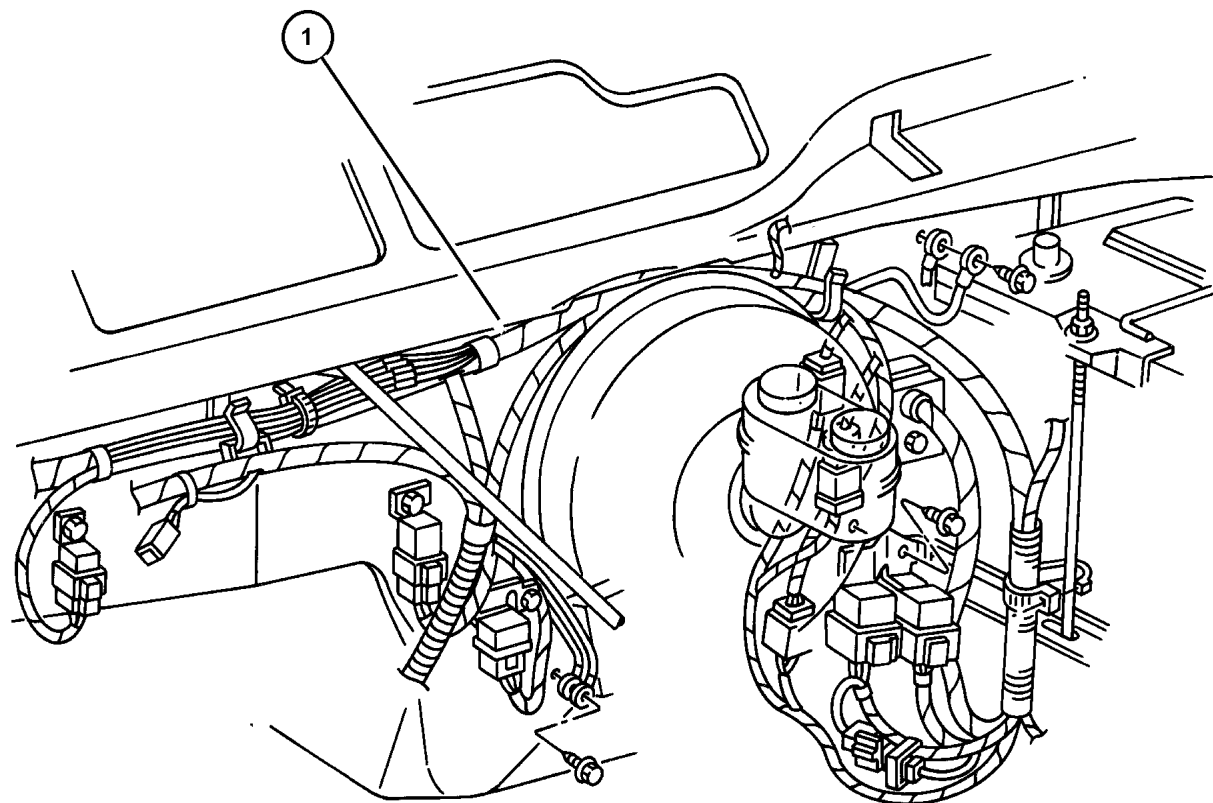
ITEM	PART NUMBER	QTY	LINE	SERIES	BODY	ENGINE	TRANS	TRIM	DESCRIPTION
1									WIRING, Injector
	56008 952AD	1	J			ER0			4WD With Trans Wiring
	56008 954AD	1	J			EL0, EM0			4WD With Trans Wiring
	56038 863AD	1	T			EL0, EM0			2WD With Trans Wiring
	56042 862AD	1	T			ER0			2WD With Trans Wiring
-2	J400 3993	1				ER0			CLIP, Wiring, Oxygen Sensor Wiring
-3	J400 6887	1				ER0			BOLT AND WASHER, .375-16x.62, Oxygen Sensor Wiring Clip
-4	5600 7524	1				EL0, EM0			STRAP, Ground
-5	5010 132AB	1							WIRING, Anti-lock Brake Jumper
-6	5600 8876	1							STRAP, Tie, Injector Wiring
-7	6015 756	1							STRAP, Tie, Crank Position Sensor to Throttle Cable

JEEP GRAND CHEROKEE (ZJ)				
SERIES	LINE	BODY	ENGINE	TRANSMISSION
L = Low Line	J = 4WD T = 2WD	74 = 4 Door	ERH, ER0 = 4.0L Power Tech I-6. ELF, EL0 = 5.2L V8 MPI EML, EM0 = 5.9L V8 MPI	DGW = 4 Speed Auto. 44RE DGK = 4 Speed Auto. 42RE DGT = 4 Speed Auto. 46RE DG0 = All Speed Auto.

AR = Use as required - = Non illustrated part # = New this model year

October 20, 2004

Wiring Headlamp to Dash
Figure 008-1305



ITEM	PART NUMBER	QTY	LINE	SERIES	BODY	ENGINE	TRANS	TRIM	DESCRIPTION
1									WIRING, Headlamp to Dash
	56042 660AC	1							With Daytime Running Lamps, Max Cooling
	56042 664AH	1							With Security, Fog Lamps, Traveler/Mini Trip, ATC,
	56042 665AH	1							With Daytime Running Lamps Without Max Cooling
	56042 666AH	1							With Air Conditioning
	56042 667AC	1							With Max Cooling
-2	56042 580AB	1							WIRING, Fan Motor, Max Engine Cooling
-3	56042 597AA	1							WIRING, Jumper, Cooling Fan Motor with Max Engine Cooling
-4	5600 9715	1							COVER, Fuse Access, Mega Fuse Access (Attaches to Side of PDC)
-5	56008 828AB	1				EL0, ER0			BRACKET, Power Distribution Center
	56022 289AA	1				EM0			
-6	56042 510AB	1				EL0, ER0			COVER, Power Distribution Center
	56042 512AB	1				EM0			
-7	56042 003AB	1							WIRING, Underhood Lamp

JEEP GRAND CHEROKEE (ZJ)

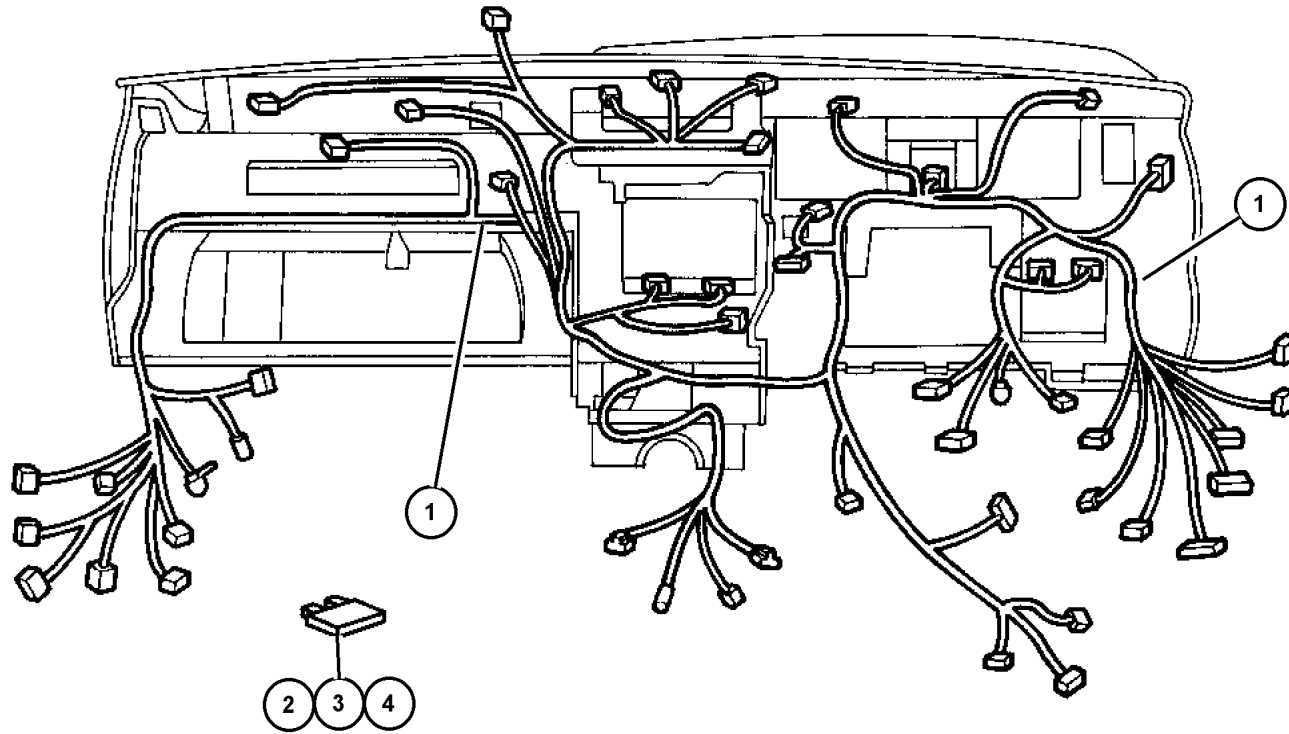
SERIES	LINE	BODY	ENGINE	TRANSMISSION
L = Low Line	J = 4WD T = 2WD	74 = 4 Door	ERH, ER0 = 4.0L Power Tech I-6. ELF, EL0 = 5.2L V8 MPI EML, EM0 = 5.9L V8 MPI	DGW = 4 Speed Auto. 44RE DGK = 4 Speed Auto. 42RE DGT = 4 Speed Auto. 46RE DGO = All Speed Auto.

AR = Use as required - = Non illustrated part # = New this model year

October 20, 2004

**Wiring Instrument Panel
Figure 008-1405**

ITEM	PART NUMBER	QTY	LINE	SERIES	BODY	ENGINE	TRANS	TRIM	DESCRIPTION
1									WIRING, Instrument Panel
	56010 241AC	1							With Auto Temp Control
	56010 242AC	1							With Air Conditioning, Heated Seats, Vehicle Info Center, Security
	56042 553AC	1							With A/C, Without Heated Seat, Vehicle Info, Center, Security
2	00AT M10	8							FUSE, Mini, 10 AMP, Red
3	00AT M15	1							FUSE, Mini, 15 AMP, Light Blue
4	00AT M20	1							FUSE, Mini, 20 AMP, Yellow
-5									BREAKER, Circuit
	4124 795	1							Power Window
	4604 235	1							Power Seat
-6	5601 8509	1							JUNCTION BLOCK, Relay
-7									COVER, Fuse Access
	5600 9715	1							Without Max Cooling
	56042 613AA	1							With Max Cooling
-8	5600 7243	1							FLASHER, Combination (2) (4) Lamp



JEEP GRAND CHEROKEE (ZJ)

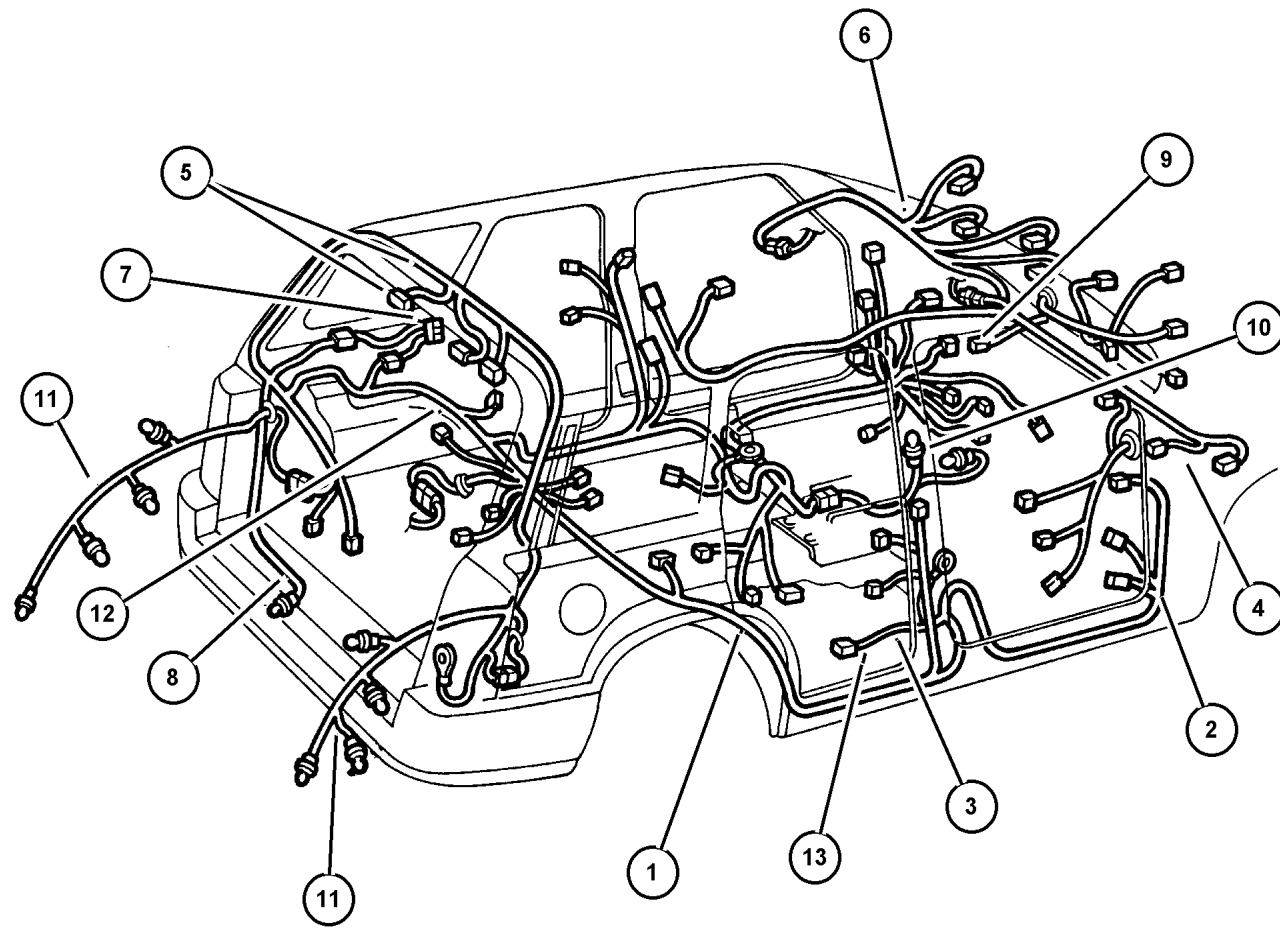
SERIES	LINE	BODY	ENGINE	TRANSMISSION
L = Low Line	J = 4WD T = 2WD	74 = 4 Door	ERH, ER0 = 4.0L Power Tech I-6. ELF, EL0 = 5.2L V8 MPI EML, EM0 = 5.9L V8 MPI	DGW = 4 Speed Auto. 44RE DGK = 4 Speed Auto. 42RE DGT = 4 Speed Auto. 46RE DGO = All Speed Auto.

AR = Use as required - = Non illustrated part # = New this model year

October 20, 2004

**Wiring Body and Accessories
Figure 008-1505**

ITEM	PART NUMBER	QTY	LINE	SERIES	BODY	ENGINE	TRANS	TRIM	DESCRIPTION
1									WIRING, Unified Body
	56042 307AC	1							With Heated Seats, 10 Speaker System
	56042 466AC	1							W/Heated Seats, Infinity
	56042 467AC	1							With Memory, Infinity
	56042 468AC	1							With Infinity, Without Heated Seat or Memory
	56042 469AC	1							With Power Lumbar, Without Infinity
	56042 470AC	1							With Trailer Tow, Without Memory, Heated Seat, Lumbar, Infinity
	56042 471AC	1							Base Vehicle
2									WIRING, Front Door
	56042 192AC	1							W/Security,Courtesy Lamps, Right
	56042 193AC	1							W/Security,Courtesy Lamps, Left
	56042 196AB	1							Without Security,Courtesy Lamps, Right
	56042 197AB	1							Without Security,Courtesy Lamps, Left
3	56042 084AB	2							WIRING, Door, Rear Door w/ Retainer for Rubber Conduit Tube (Stamped 56018534) ***
4	5601 7442	2							WIRING, Courtesy Lamp, Under Instrument Panel
5	56042 345AC	1							WIRING, Liftgate
6	56042 360AB	1							WIRING, Overhead Console
7	5601 8697	1							WIRING, Trailer Tow, Trailer Tow Relay Harness [AHT] = [AHX] or [AHC]
8	56042 534AA	1							WIRING, Trailer Tow
9	5604 2361	1							WIRING, Sunroof, WithMini Overhead Console
10	4638 186	1	J				DG0		WIRING, Indicator Lamp, Lamp [PRNDL] Transfer Case ***
11	5604 2348	1							WIRING, Tail Lamp, With Sockets
12	5601 8668	1							WIRING, High Mounted Stop Lamp
13									WIRING, Power Seat
	56042 167AB	1							Without Heated Seats, Left
	56042 168AB	1							Without Heated Seats, Right
	56042 169AB	1							With Memory, Left
	56042 170AC	1							With Heated Seats, Right
	56042 171AC	1							With Heated Seats & Memory, Left
	56042 443AC	1							With Heated Seats, Left



JEEP GRAND CHEROKEE (ZJ)

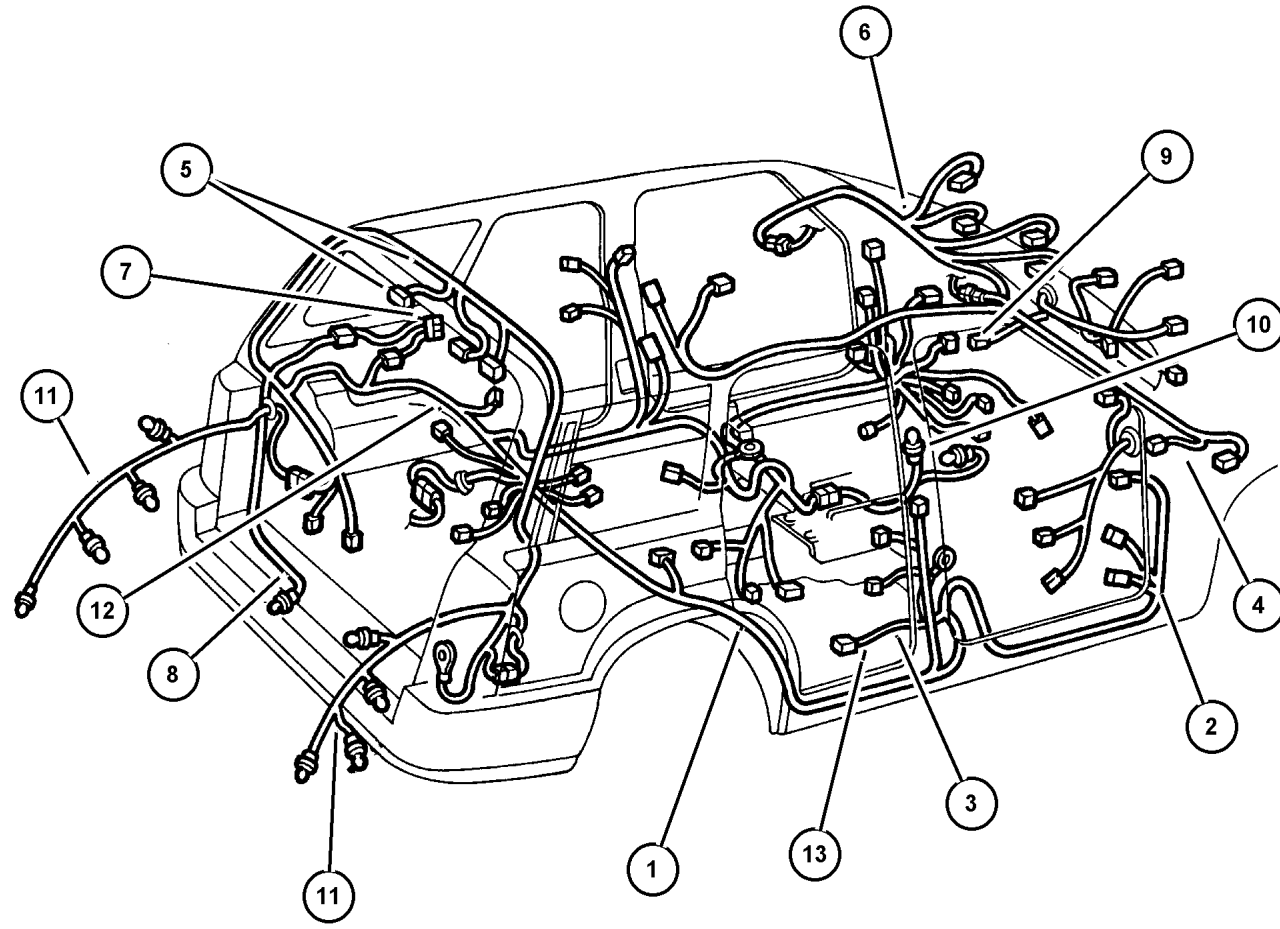
SERIES	LINE	BODY	ENGINE	TRANSMISSION
L = Low Line	J = 4WD T = 2WD	74 = 4 Door	ERH, ER0 = 4.0L Power Tech I-6. ELF, EL0 = 5.2L V8 MPI EML, EM0 = 5.9L V8 MPI	DGW = 4 Speed Auto. 44RE DGK = 4 Speed Auto. 42RE DGT = 4 Speed Auto. 46RE DG0 = All Speed Auto.

AR = Use as required - = Non illustrated part # = New this model year

October 20, 2004

Wiring Body and Accessories
Figure 008-1505

ITEM	PART NUMBER	QTY	LINE	SERIES	BODY	ENGINE	TRANS	TRIM	DESCRIPTION
-14	5600 8889	1							WIRING, Speed Control Switch Jumper
-15	5600 8888	1							WIRING, Remote Radio Switch, With Cruise
-16	56042 475AA	1							WIRING, Power Outlet/Cigar Lighter Jumper, Cigar Lighter/Power Outlet ***
-17	4883 017	1							WIRING, Fog Lamp
-18	56042 003AB	1							WIRING, Underhood Lamp
-19	56017 746AB	2							WIRING, Front End Lighting
-20	56042 580AA	1							WIRING, Fan Motor, Max Engine Cooling
-21	56042 597AA	1							WIRING, Jumper, Cooling Fan Motor W/Max Engine Cooling
-22	56042 003AB	1							WIRING, Underhood Lamp
-23	56006 333AB	1	J				DG0		WIRING, Indicator Lamp Console [PRNDL] and Transfer Case
	56006 334AB	1	T				DG0		Console [PRNDL]



JEEP GRAND CHEROKEE (ZJ)

SERIES	LINE	BODY	ENGINE	TRANSMISSION
L = Low Line	J = 4WD T = 2WD	74 = 4 Door	ERH, ER0 = 4.0L Power Tech I-6. ELF, EL0 = 5.2L V8 MPI EML, EM0 = 5.9L V8 MPI	DGW = 4 Speed Auto. 44RE DGK = 4 Speed Auto. 42RE DGT = 4 Speed Auto. 46RE DG0 = All Speed Auto.

AR = Use as required - = Non illustrated part # = New this model year

October 20, 2004

**Wiring Repair Package
Figure 008-1605**

ITEM	PART NUMBER	QTY	LINE	SERIES	BODY	ENGINE	TRANS	TRIM	DESCRIPTION
-1	5013 930AA	1							WIRING PACKAGE, Underhood Connector Repair, For Electrical Connector Repair Information visit the World Wide Web at http://dto.vftis.com/mopar/disclaimer.asp

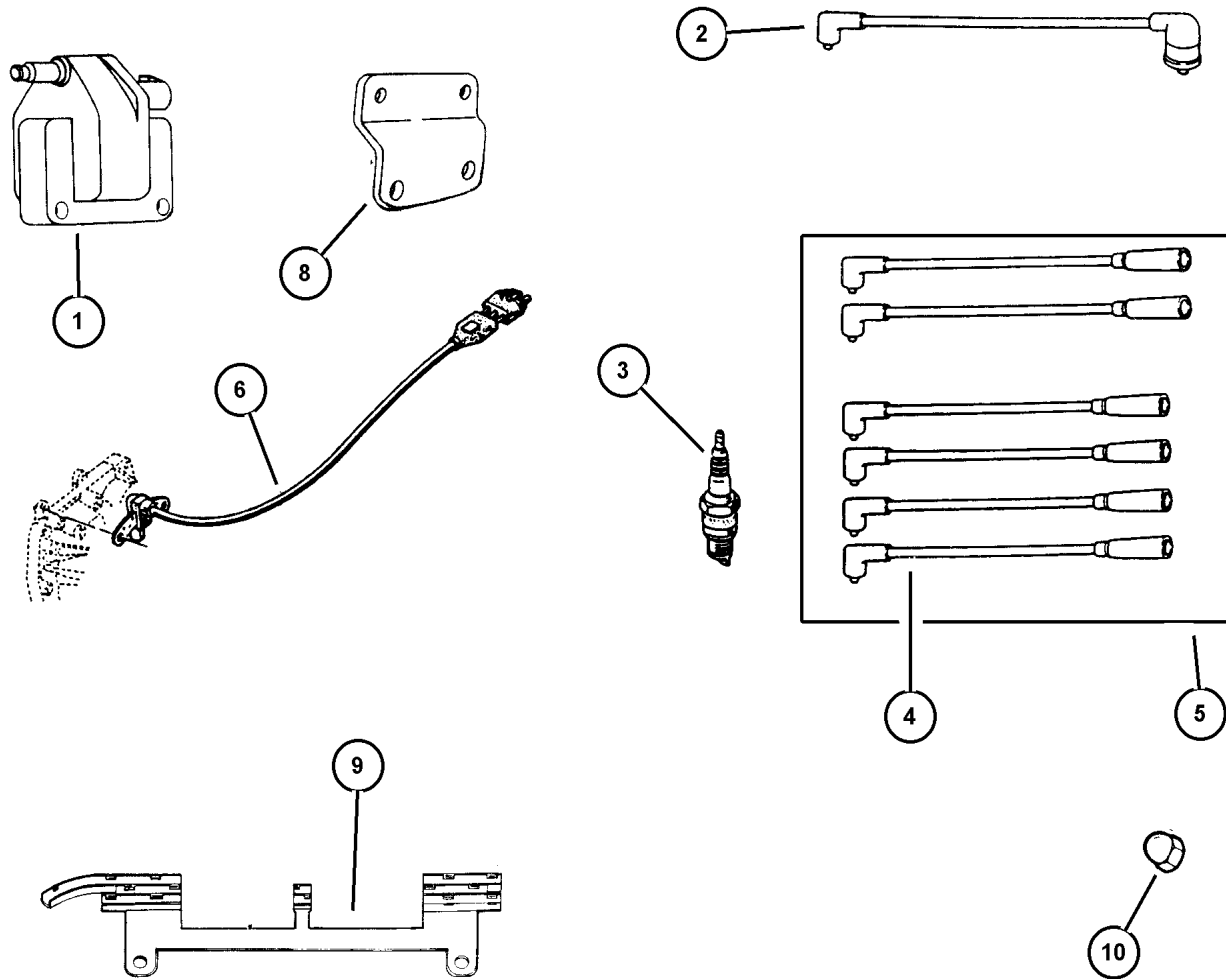
For Electrical Connector Repair Information visit
the World Wide Web at

<http://dto.vftis.com/mopar/disclaimer.asp>

JEEP GRAND CHEROKEE (ZJ)

SERIES	LINE	BODY	ENGINE	TRANSMISSION
L = Low Line	J = 4WD T = 2WD	74 = 4 Door	ERH, ER0 = 4.0L Power Tech I-6. ELF, EL0 = 5.2L V8 MPI EML, EM0 = 5.9L V8 MPI	DGW = 4 Speed Auto. 44RE DGK = 4 Speed Auto. 42RE DGT = 4 Speed Auto. 46RE DG0 = All Speed Auto.

Spark Plugs, Cables, and Coils 4.0 Figure 008-1905



ITEM	PART NUMBER	QTY	LINE	SERIES	BODY	ENGINE	TRANS	TRIM	DESCRIPTION
1	5602 8172	1				ER0			COIL, Ignition
2	5604 1057	1				ER0			CABLE, Ignition Coil
3	5602 7275	6				ER0			SPARK PLUG, RC-12-LYC5
4	3300 7157	1				ER0			CABLE, Ignition #2
	3300 7158	1				ER0			#3
		1				ER0			#4
	5300 8069	1				ER0			#5
	5300 8070	1				ER0			#1
	5300 8628	1				ER0			#6
5	8350 7178	1				ER0			CABLE PACKAGE, Ignition, Ignition, (Includes Coil Wire)
6	4897 321AA	1				ER0	DGK		SENSOR PACKAGE, Crankshaft Position
-7	5604 1008	1				ER0	DG0		SHIELD, Wiring, Sensor Cover
8	5602 6890	1				ER0			BRACKET, Ignition Coil
9	3300 7154	1				ER0			SEPERATOR, Ignition Cable, Ignition Wire
10	6033 560	2				ER0			NUT AND WASHER, Hex Nut-Coned Washer, .25-20, (1/4x20)

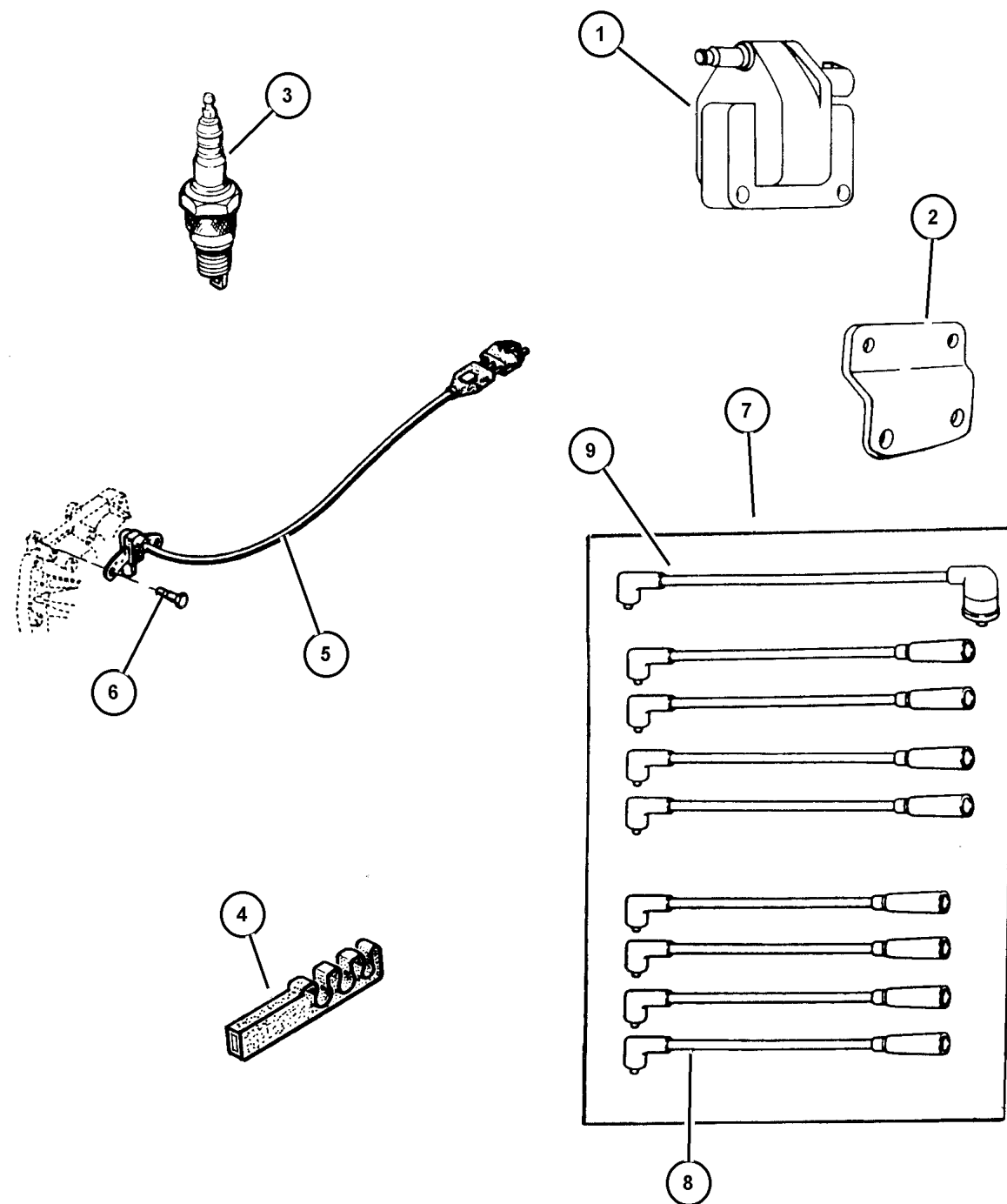
JEEP GRAND CHEROKEE (ZJ)

SERIES	LINE	BODY	ENGINE	TRANSMISSION
L = Low Line	J = 4WD T = 2WD	74 = 4 Door	ERH, ER0 = 4.0L Power Tech I-6. ELF, EL0 = 5.2L V8 MPI EML, EM0 = 5.9L V8 MPI	DGW = 4 Speed Auto. 44RE DGK = 4 Speed Auto. 42RE DGT = 4 Speed Auto. 46RE DG0 = All Speed Auto.

AR = Use as required - = Non illustrated part # = New this model year

October 20, 2004

Spark Plugs, Cables and Coils 5.2 & 5.9 Figure 008-1910



ITEM	PART NUMBER	QTY	LINE	SERIES	BODY	ENGINE	TRANS	TRIM	DESCRIPTION
1	5602 8172	1				EL0, EMO			COIL, Ignition
2	5602 6891	1				EL0, EMO			BRACKET, Ignition Coil
3	5602 8189	8				EL0, EMO			SPARK PLUG
4	5602 7089	2				EL0, EMO			SEPERATOR, Ignition Cable 3 Wire
	5602 8186	1				EL0, EMO			1 Wire
	56041 333AA	2				EL0, EMO			5 Wire
5	5602 7870	1				EL0, EMO			SENSOR, Crankshaft Position, Crankshaft Position
6	6035 652	2				EL0, EMO			SCREW AND WASHER, Hex Head, .312-18x.75
7	4728 190	1				EL0, EMO			CABLE PACKAGE, Ignition
8	5602 7064	1				EL0, EMO			CABLE, Ignition #1
	5602 7065	1				EL0, EMO			#2
	5602 7066	1				EL0, EMO			#3
	5602 7067	1				EL0, EMO			#4
	5602 7068	1				EL0, EMO			#5
	5602 7069	1				EL0, EMO			#6
	5602 7115	2				EL0, EMO			#7 & 8
9	5602 7055	1				EL0, EMO			CABLE, Ignition Coil

JEEP GRAND CHEROKEE (ZJ)

SERIES	LINE	BODY	ENGINE	TRANSMISSION
L = Low Line	J = 4WD T = 2WD	74 = 4 Door	ERH, ER0 = 4.0L Power Tech I-6. ELF, EL0 = 5.2L V8 MPI EML, EM0 = 5.9L V8 MPI	DGW = 4 Speed Auto. 44RE DGK = 4 Speed Auto. 42RE DGT = 4 Speed Auto. 46RE DG0 = All Speed Auto.

AR = Use as required - = Non illustrated part # = New this model year

October 20, 2004

Group - 08A

Instrument Panel and Radios and Consoles

GROUP 8A - Instrument Panel and Radios and Consoles

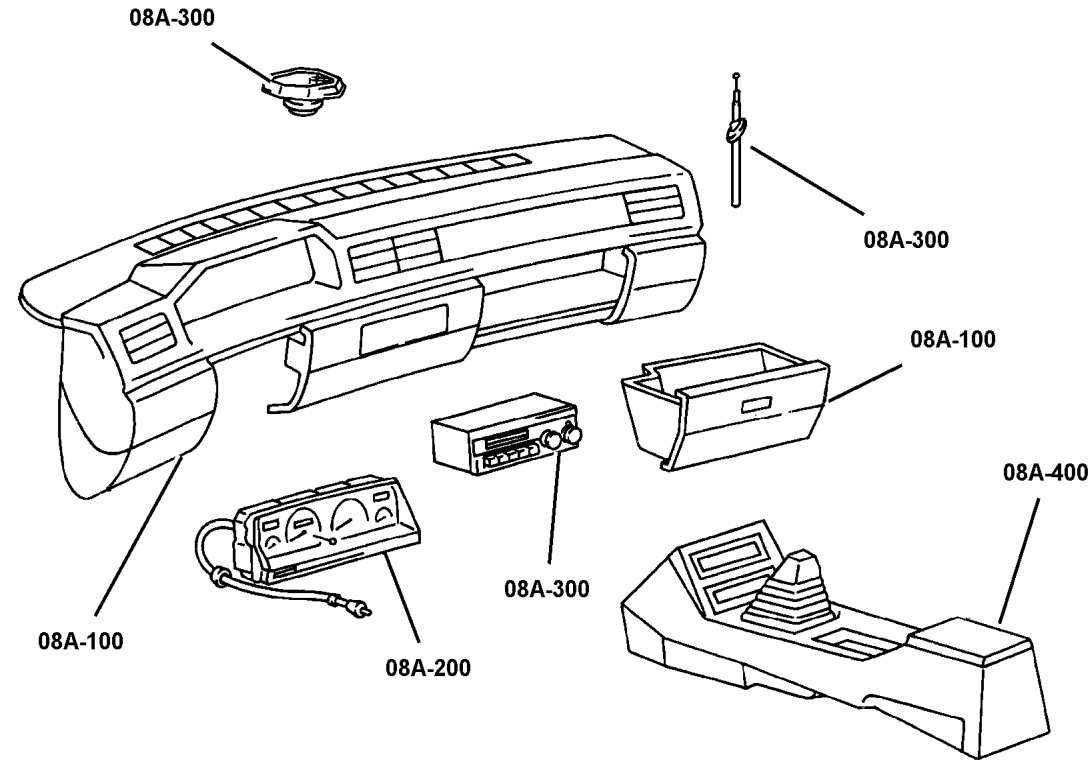


Illustration Title

Group-Fig. No.

Instrument Panel

Instrument Panel Fig. 08A-110

Instrument Panel Cluster

Cluster Fig. 08A-205

Radio, Antenna, and Speakers

Radio Fig. 08A-310

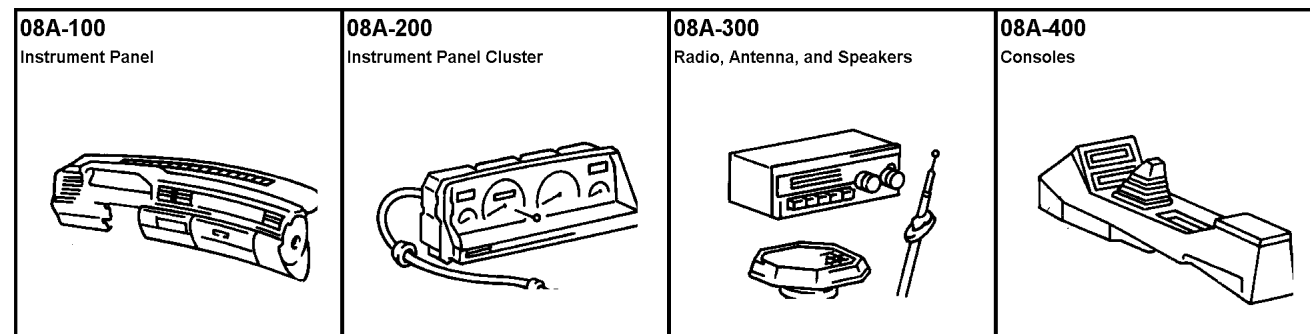
Speakers Fig. 08A-315

Antenna Fig. 08A-320

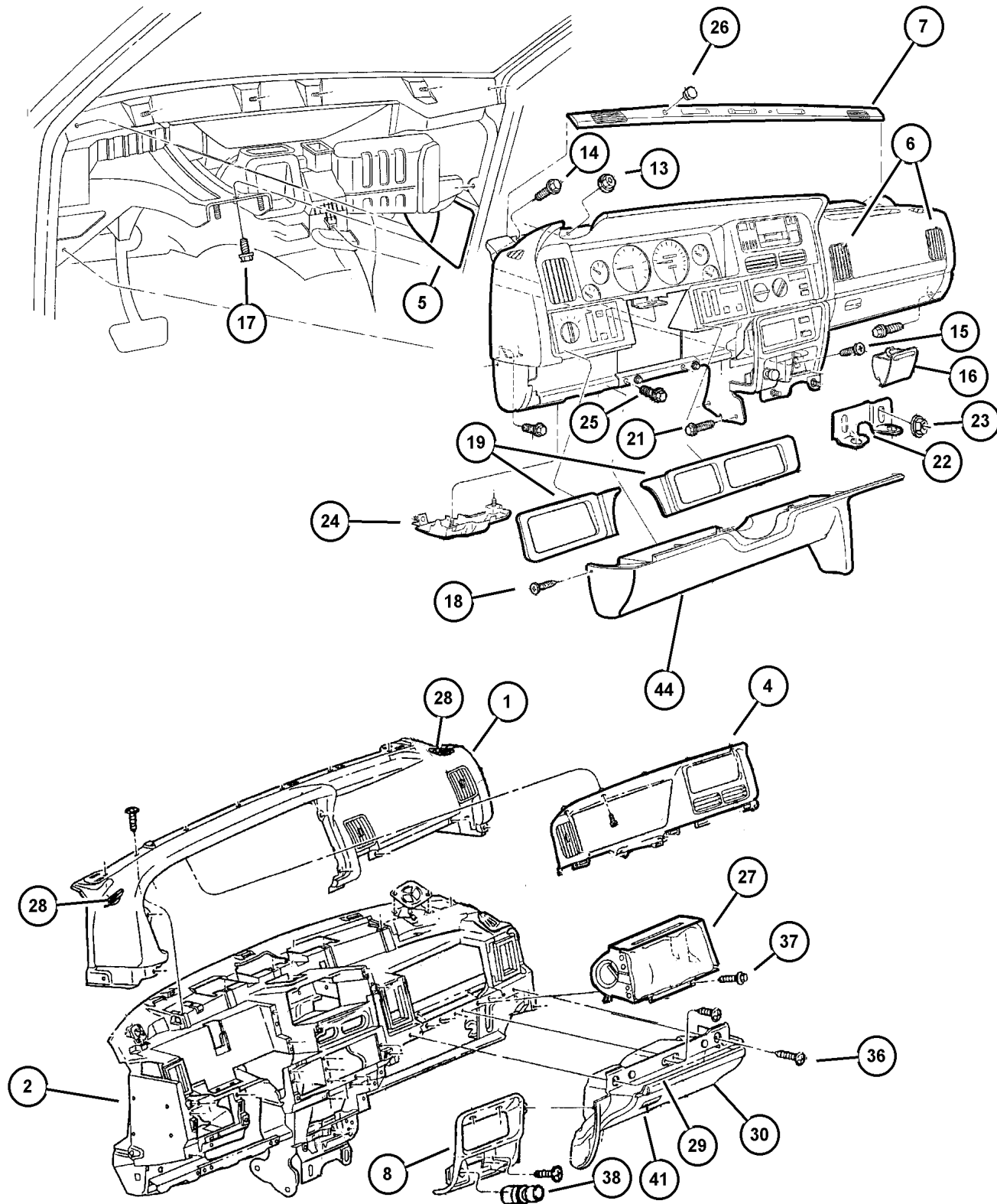
Consoles

Console, Floor Fig. 08A-405

Console, Overhead Fig. 08A-410



Instrument Panel Figure 08A-110



ITEM	PART NUMBER	QTY	LINE	SERIES	BODY	ENGINE	TRANS	TRIM	DESCRIPTION
P.A.R. = Paint as Required LAZ = Vehicle Information Center									
1	5DT34 1T9AB	1							PAD, Instrument Panel Tan T6
	5DT34 TAZAB	1							Agate AZ
2	55115 109AC	1							FRAME, Instrument Panel
-3	4732 089AB	1							BRACKET, Air Bag
4	5511 6241	1							BEZEL, Instrument Cluster
5	5FF7 9SAZ	1							PANEL, Fuse Box Access Agate
	5FF7 9SC3	1							Mist Gray
	5FF7 9ST6	1							Spice/Saddle
6	5DT3 5DX9	2							OUTLET, Air Conditioning & Heater, Black
7	5DT4 0SC8	1							COVER, Instrument Panel, Cirrus Paint As Required
8	55115 113AB	1							BEZEL, Instrument Panel, Center, (Black) Included Power Outlet Assembly
-9	5600 6927	1							POWER OUTLET
-10	5511 5322	1							DOOR, Power Outlet, Center Bezel
-11	5511 5665	4							BUMPER, Rubber
-12	J400 0093	2							BUMPER, Glove Box Door
13	6502 843	4							NUT AND WASHER, Hex Nut-Coned Washer, M6 x 1.00
14									SCREW/WASHER, (NOT SERVICED) (Not Serviced)
15	J400 3671	1							SCREW, Tapping, .164-18x.625
16	5511 5121	1							ASH RECEIVER, Instrument Panel
17	6101 786	1							SCREW, Self Tapping, M6x1x15
18	6032 723	7							SCREW, Self Tapping, M4.2x1. 69x19.05
19	55116 340AA	1							BEZEL, Instrument Panel Switch Maple, Right
	55116 341AA	1							Maple, Left
	5511 5116	1							Burl, Right
	5511 5117	1							Burl, Left
-20	5511 5329	1							OUTLET, Demister, Center Duct
21	6033 486	14	J						SCREW AND WASHER
22	5511 5994	1							BRACKET, Instrument Panel
23	6100 051	4							NUT AND WASHER, Hex Nut-Coned Washer, M8 x 1.25
24	5511 5963	1							COVER, Wiring Protector
25	6101 786	4							SCREW, Self Tapping, M6x1x15

JEEP GRAND CHEROKEE (ZJ)

SERIES	LINE	BODY	ENGINE	TRANSMISSION
L = Low Line	J = 4WD T = 2WD	74 = 4 Door	ERH, ER0 = 4.0L Power Tech I-6. ELF, EL0 = 5.2L V8 MPI EML, EM0 = 5.9L V8 MPI	DGW = 4 Speed Auto. 44RE DGK = 4 Speed Auto. 42RE DGT = 4 Speed Auto. 46RE DGO = All Speed Auto.

AR = Use as required - = Non illustrated part # = New this model year

October 20, 2004

Instrument Panel Figure 08A-110

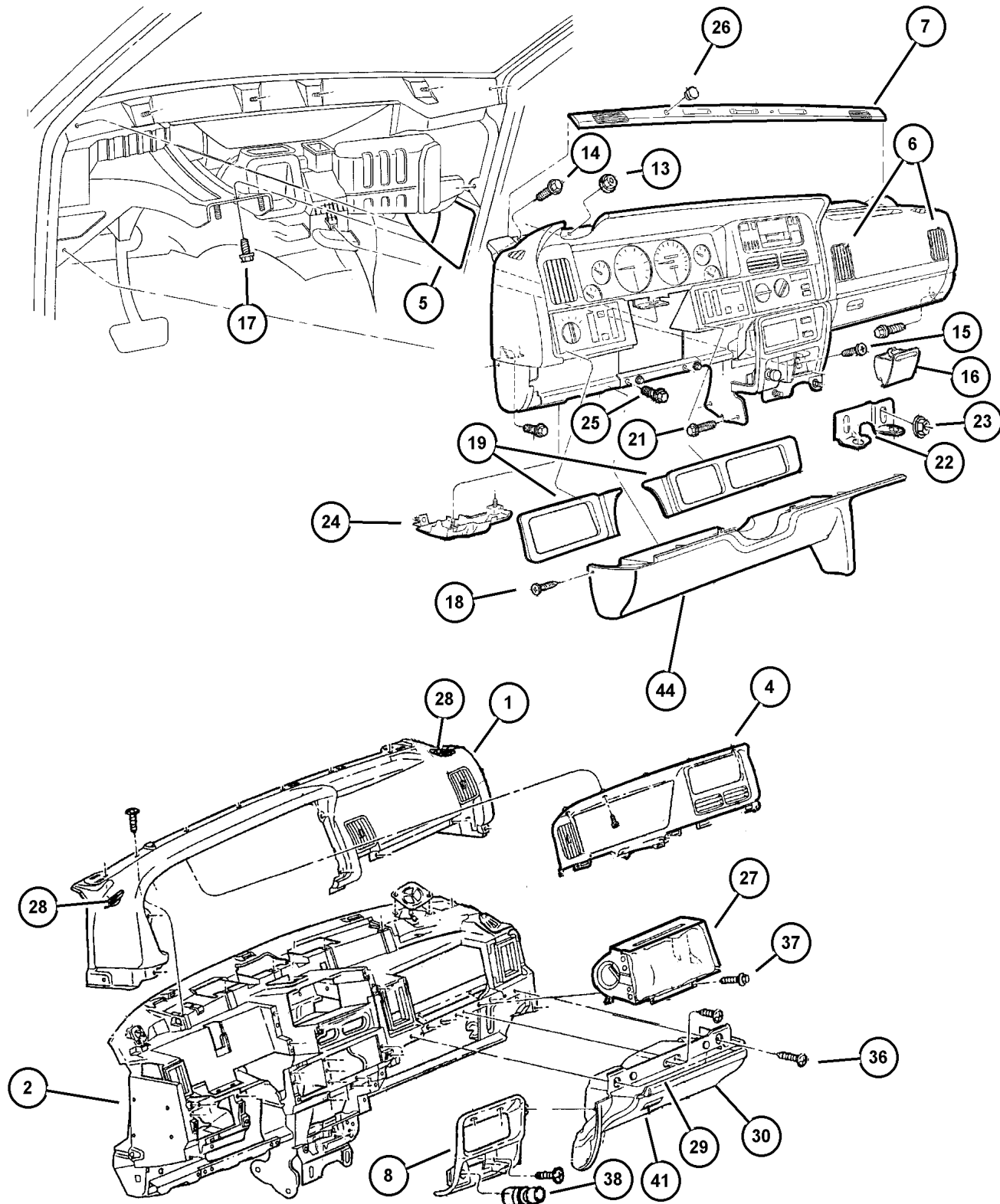
ITEM	PART NUMBER	QTY	LINE	SERIES	BODY	ENGINE	TRANS	TRIM	DESCRIPTION
26									PLUG, Solar Sensor
	5DX7 7SAZ	1							Agate
	5DX7 7SC8	1							Gray
	5EL1 1SC8	1							Gray Ultra Light Sensor
	5EL1 1SAZ	1							Agate Ultra Light Sensor
27	55314 704AD	1							AIR BAG, Passenger
28									GRILLE, Instrument Panel Demister
	5DS1 8SC8	1							Paint As Required, Right
	5DS1 9SC8	1							Paint As Required, Left
29									MOLDING, Glove Box
	5511 5123	1							Burl
	55116 345AA	1							Maple
30									DOOR, Glove Box
	5DW8 4SAZ	1							Agate
	5DW8 4SC8	1							Gray
	5DW8 4VT9	1							Tan
-31	KK41 LAZAB	1							BEZEL, Glove Box, [P.A.R.]
-32	5511 5327	1							STRIKER, Glove Box Door Latch
-33	4524 343	2							BUMPER, Glove Box Door
-34	4565 022	1							SWITCH AND LAMP, Glove Box
-35	5511 5326	1							HINGE, Glovebox
36	6032 723	2							SCREW, Self Tapping, M4.2x1.69x19.05
37	6101 786	4							SCREW, Self Tapping, M6x1x15
38	4685 370	1							KNOB AND ELEMENT, Cigar Lighter
-39	4685 451	1							BASE, Cigar Lighter
-40	4685 371AB	1							LAMP, Cigar Lighter
41									LATCH, Glovebox Door
	5DW8 6SAZ	1							Agate
	5DW8 6SC8	1							Mist Gray
	5DW8 6VT9	1							Tan
-42	5604 2447	1							MODULE, Message Center, With [LAZ]
-43	5600 7350	1	J						MODULE, Graphic Display, Without [LAZ]
44	5FM2 9SC8	1							COVER, Instrument Panel, Steering Column Opening, Cirrus (Paint As Required)

JEEP GRAND CHEROKEE (ZJ)

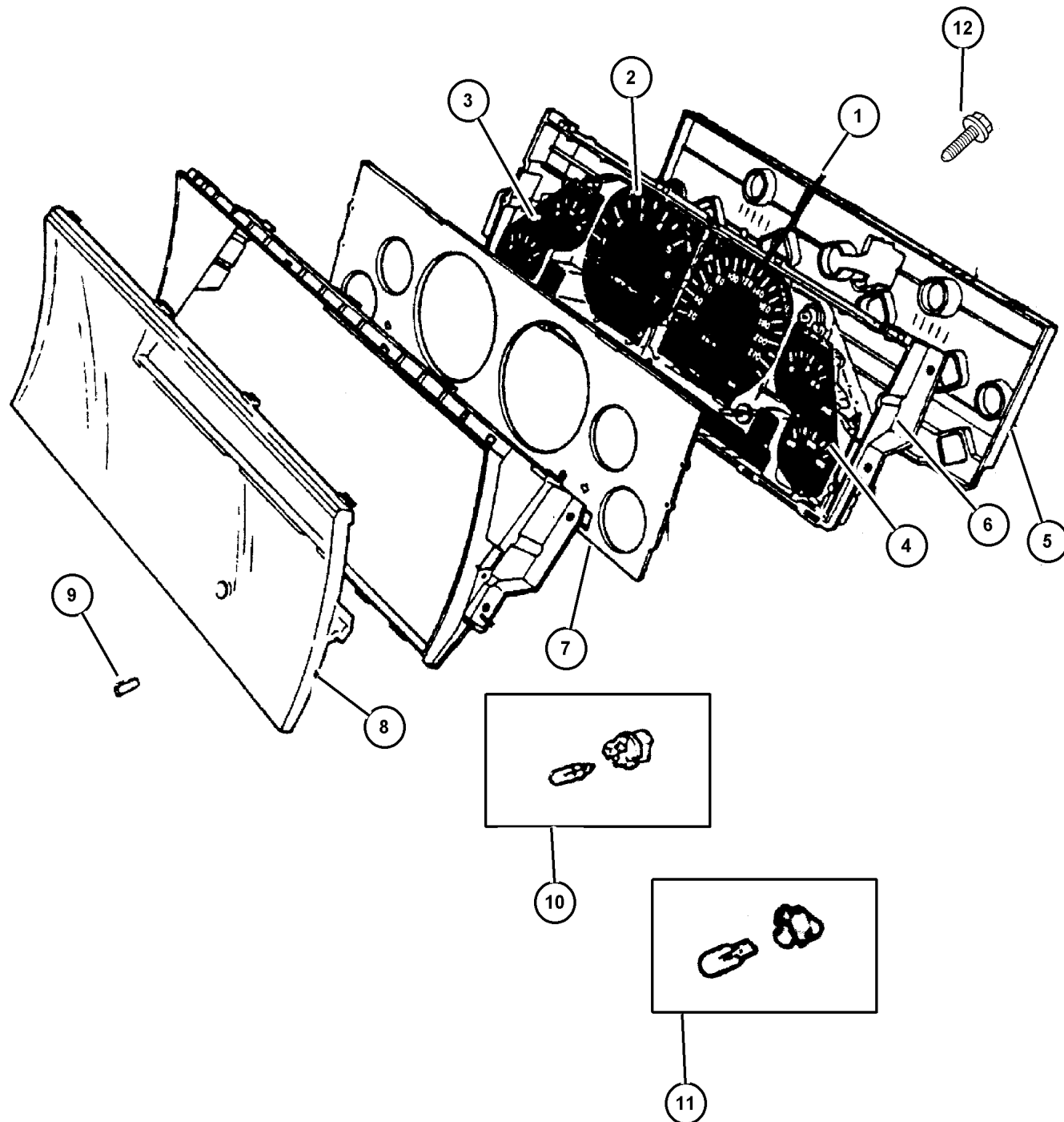
SERIES	LINE	BODY	ENGINE	TRANSMISSION
L = Low Line	J = 4WD T = 2WD	74 = 4 Door	ERH, ER0 = 4.0L Power Tech I-6. ELF, EL0 = 5.2L V8 MPI EML, EM0 = 5.9L V8 MPI	DGW = 4 Speed Auto. 44RE DGK = 4 Speed Auto. 42RE DGT = 4 Speed Auto. 46RE DGO = All Speed Auto.

AR = Use as required - = Non illustrated part # = New this model year

October 20, 2004



Cluster Figure 08A-205



ITEM	PART NUMBER	QTY	LINE	SERIES	BODY	ENGINE	TRANS	TRIM	DESCRIPTION
Case components, are serviced in the Circuit Board Assembly									
Mask 1 is located above gauges Mask 2 is located on the face/front of the cluster									
1	4798 828	1							GAUGE, Speedometer MPH
	4798 829	1							KPH
2	4798 832	1							GAUGE, Tachometer
3	4798 837	1							GAUGE, Fuel And Volt With Fuel Graphic
	4798 838	1							Without Fuel Graphic
	4897 998AA	1							With Fuel Graphic (Premium Unleaded Fuel)
4	4798 834	1							GAUGE, Temperature And Oil US
	4798 835	1							Canada
5									CASE, Cluster, Serviced in Printed Circuit Board, (NOT SERVICED) (Not Serviced)
6	4874 997	1							BOARD, Circuit [MPH]
	4875 000	1							[KPH]
7									MASK, Instrument Cluster
	4798 823	1							Inner
	4798 824	1							Outer
8	4798 826	1							LENS, Cluster
9	4638 220	1							KNOB, Odometer Reset
10	4798 827	9							LAMP, Bulb And Socket
11	L00P C194	7							LAMP, Bulb And Socket
12	4798 995	24							SCREW, Gauge Mounting
-13									LENS, Telltale
	4897 987AA	1							[MPH]
	4897 989AA	1							[KPH]

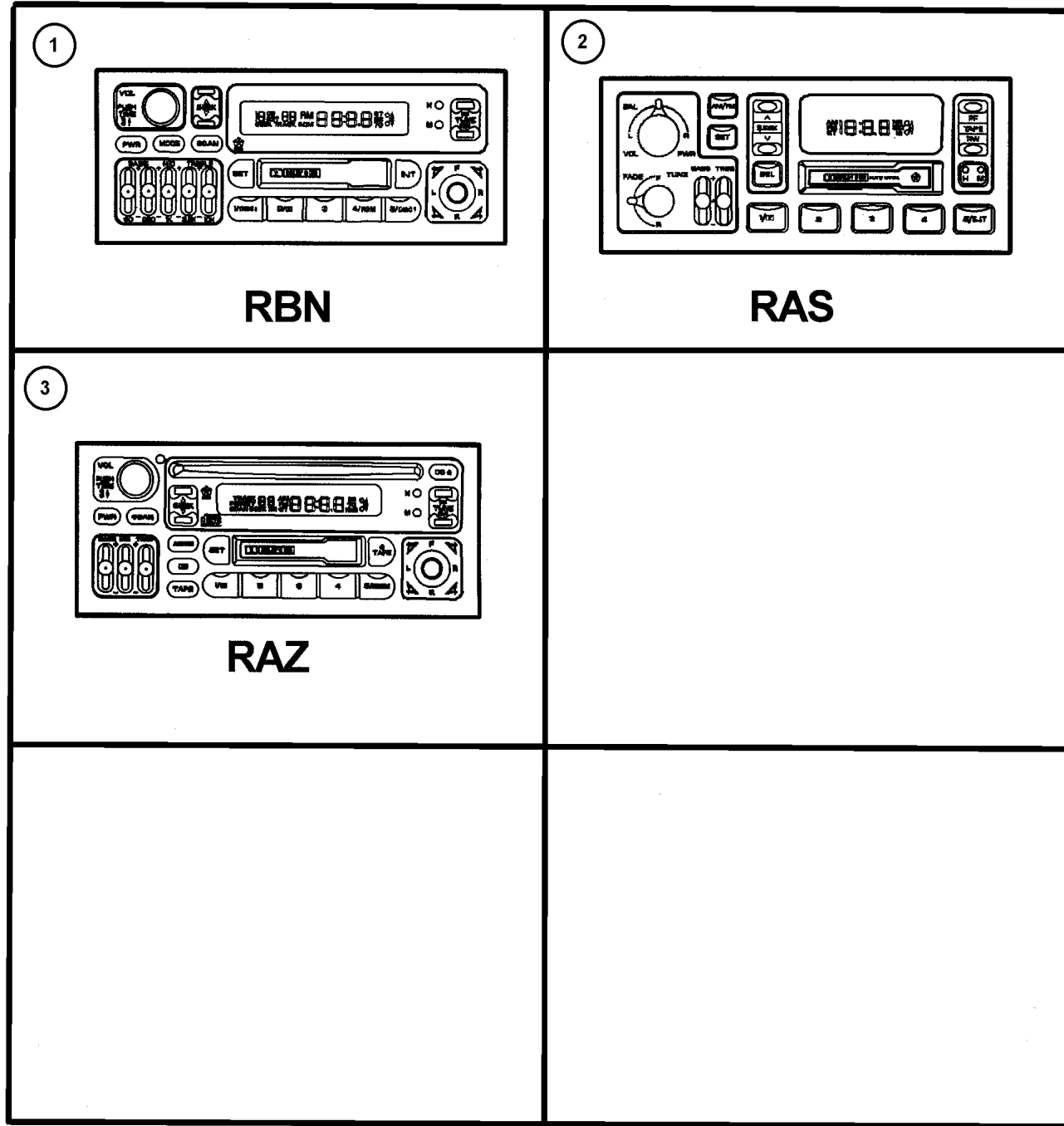
JEEP GRAND CHEROKEE (ZJ)

SERIES	LINE	BODY	ENGINE	TRANSMISSION
L = Low Line	J = 4WD T = 2WD	74 = 4 Door	ERH, ER0 = 4.0L Power Tech I-6. ELF, EL0 = 5.2L V8 MPI EML, EM0 = 5.9L V8 MPI	DGW = 4 Speed Auto. 44RE DGK = 4 Speed Auto. 42RE DGT = 4 Speed Auto. 46RE DGO = All Speed Auto.

AR = Use as required - = Non illustrated part # = New this model year

October 20, 2004

**Radio
Figure 08A-310**



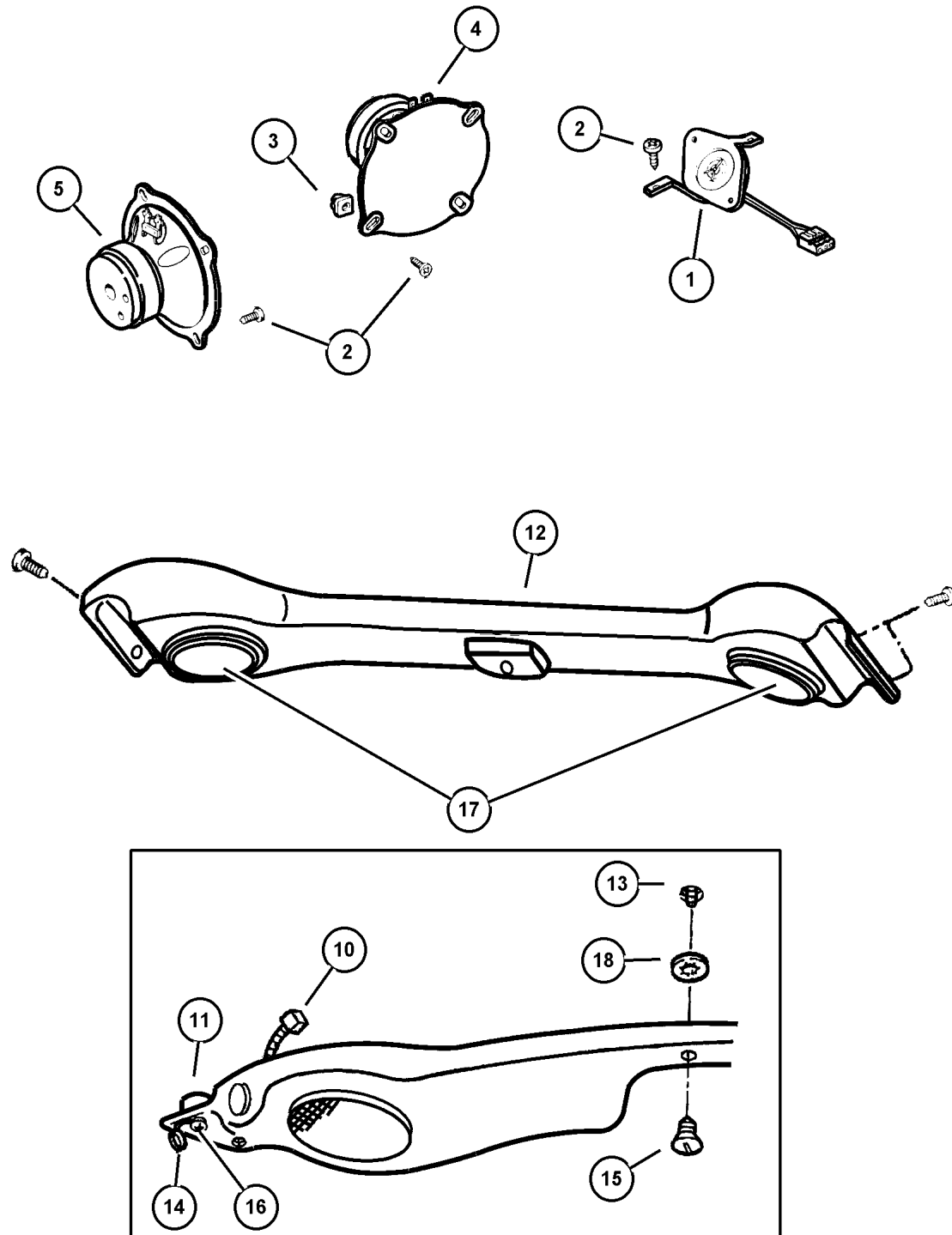
ITEM	PART NUMBER	QTY	LINE	SERIES	BODY	ENGINE	TRANS	TRIM	DESCRIPTION
[RAS]=AM/FM Cassette									
[RAZ]=AM/FM w/CD & Cassette									
[RBN]=AM/FM Cassette w/Control									
1	4704 386AB	1							RADIO, AM/FM Cassette with CD Control, [RBN]
2	4858 556AC	1							RADIO, AM/FM Cassette, [RAS]
3	4704 383AD	1							RADIO, AM/FM with CD and Cassette, [RAZ]
-4	5600 7524	1							STRAP, Ground

JEEP GRAND CHEROKEE (ZJ)

SERIES	LINE	BODY	ENGINE	TRANSMISSION
L = Low Line	J = 4WD T = 2WD	74 = 4 Door	ERH, ER0 = 4.0L Power Tech I-6. ELF, EL0 = 5.2L V8 MPI EML, EM0 = 5.9L V8 MPI	DGW = 4 Speed Auto. 44RE DGK = 4 Speed Auto. 42RE DGT = 4 Speed Auto. 46RE DG0 = All Speed Auto.

AR = Use as required - = Non illustrated part # = New this model year

Speakers Figure 08A-315



ITEM	PART NUMBER	QTY	LINE	SERIES	BODY	ENGINE	TRANS	TRIM	DESCRIPTION
NOTE: ZJ uses "Chrysler" Radio									
[RCD] = 4 Speaker System									
[RCG] = 8 Speaker Infinity System									
[RCM] = 10 Speaker Infinity System									
1	5604 2100	2							SPEAKER, Instrument Panel, (RCG) (RCM)
2	6032 723	8							SCREW, Self Tapping, M4.2x1.69x19.05
3	6031 138	AR							NUT
4	56038 548AA	2							SPEAKER, Door With [RCD], Front Door
	56008 731AD	2							With [RCG RCM], Front Door
5									SPEAKER, Door
	56009 340AD	2							[RCG], Rear Door
	5600 7349	2							[RCD]
	56008 731AB	2							[RCM]
-6									GRILLE, Speaker
	PH92 SAZ	1							Agate, Right Door
	PH92 SC3	1							Mist Gray, Right Door
	PH92 ST6	1							Tan, Right Door
	PH93 SAZ	1							Agate, Left Door
	PH93 SC3	1							Mist Gray, Left Door
	PH93 ST6	1							Tan, Left Door
-7	5521 6704	1							NAMEPLATE, Speaker Grille
-8	5604 2752	2							SPEAKER, 5.25", Sound Bar
-9	5604 2267	2							SPEAKER, Tweeter, Sound Bar
10	4883 494AA	1							WIRING, Speaker
11									SPACER, Speaker Housing
	4883 514AA	3							20mm Wide 10mm Long
	4883 515AA	2							12mm Wide 15mm Long
12	QR91 LAZAA	1							HOUSING, Speaker
13	55196 810AB	1							BRACKET, Speaker, With Stud
14	QR90 LAZAA	5							CAP, Screw Cover
15	5FJ7 7LAZ	1							PLUG
16	4883 513AA	4							SCREW, Tapping
17	4882 388	2							GRILLE, Speaker
18	4883 495AA	2							NUT, Push On
-19									AMPLIFIER, Radio
	5600 7499	1							[RCG]
	56038 530AA	1							[RCM]

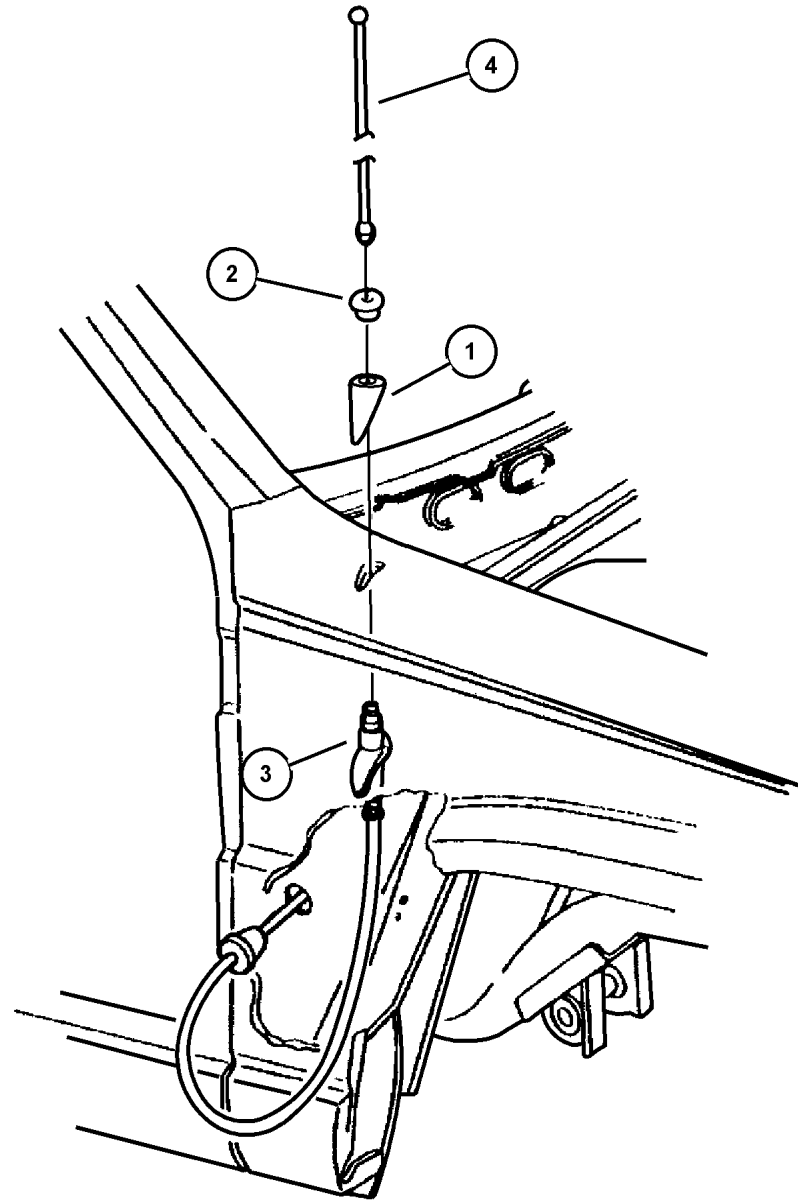
JEEP GRAND CHEROKEE (ZJ)

SERIES	LINE	BODY	ENGINE	TRANSMISSION
L = Low Line	J = 4WD T = 2WD	74 = 4 Door	ERH, ER0 = 4.0L Power Tech I-6. ELF, EL0 = 5.2L V8 MPI EML, EM0 = 5.9L V8 MPI	DGW = 4 Speed Auto. 44RE DGK = 4 Speed Auto. 42RE DGT = 4 Speed Auto. 46RE DG0 = All Speed Auto.

AR = Use as required - = Non illustrated part # = New this model year

October 20, 2004

**Antenna
Figure 08A-320**



ITEM	PART NUMBER	QTY	LINE	SERIES	BODY	ENGINE	TRANS	TRIM	DESCRIPTION
1	5600 7173	1							BASE, Antenna
2	5600 6828	1							CAP NUT, Antenna
3	5600 7363	1							BODY AND CABLE, Antenna
4	56038 500AB	1							MAST, Antenna

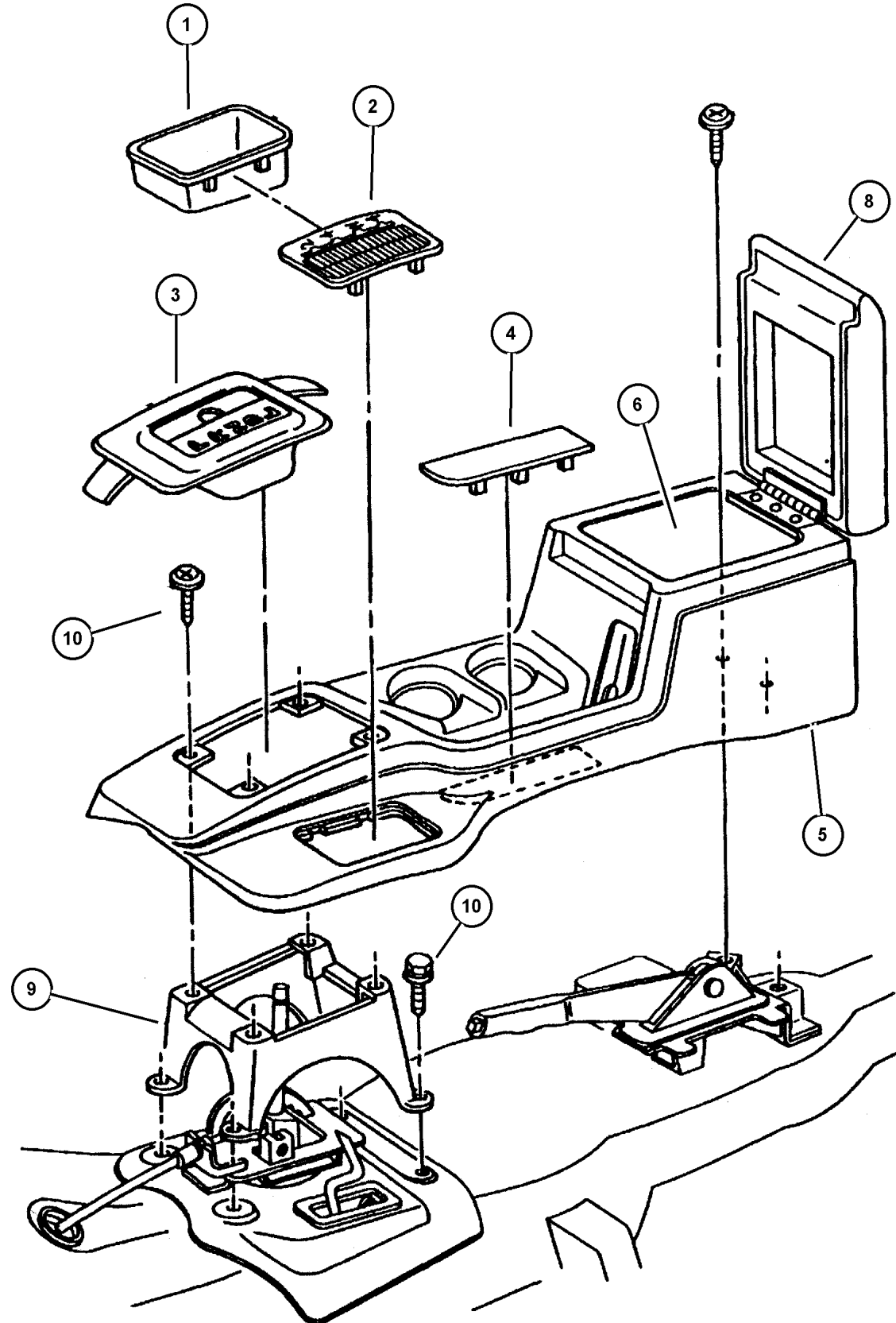
JEEP GRAND CHEROKEE (ZJ)

SERIES	LINE	BODY	ENGINE	TRANSMISSION
L = Low Line	J = 4WD T = 2WD	74 = 4 Door	ERH, ER0 = 4.0L Power Tech I-6. ELF, EL0 = 5.2L V8 MPI EML, EM0 = 5.9L V8 MPI	DGW = 4 Speed Auto. 44RE DGK = 4 Speed Auto. 42RE DGT = 4 Speed Auto. 46RE DG0 = All Speed Auto.

AR = Use as required - = Non illustrated part # = New this model year

October 20, 2004

Console, Floor
Figure 08A-405



ITEM	PART NUMBER	QTY	LINE	SERIES	BODY	ENGINE	TRANS	TRIM	DESCRIPTION
1	5503 0314	1	T						COVER, Transfer Case Lever Hole, Control Shift Lever Hole w/2WD
2	5511 5772	1	J						BEZEL, Transfer Case 242 Transfer Case
	5511 5773	1	J						249 Transfer Case
3	5511 6071	1							BEZEL, Floor Console Shift Bezel Black
	5511 5969	1							Shift Bezel Woodgrain
4	5EP1 4SAZ	1							BEZEL, Park Brake Opening, Agate
5	5DY0 5SAZ	1							CONSOLE, Floor Agate
	5DY0 5SC3	1							Mist Gray
	5DY0 5ST6	1							Tan
6	5511 5230	1							BIN, Floor Console
-7	6032 838	3							CLIP, .500x.417x.500
8									LID, Floor Console Bin, With Cupholder
	5DT4 6SAZ	1							Agate
	5DT4 6SC3	1							Mist Gray
	5DT4 6ST6	1							Tan
	5FZ62 LAZAA	1							Agate Leather Wrapped
9	5511 6124	1							BRACKET, Floor Pan
10									SCREW, .190-16 X .750, (NOT SERVICED) (Not Serviced)
-11	55196 820AA	1							CUPHOLDER, Console, Molded Rubber Fits in Cupholder
-12									WIRING, Indicator Lamp Console [PRNDL] and Transfer Case
	56006 333AB	1	J						Console [PRNDL] and Transfer Case
	56006 334AB	1	T						Console [PRNDL]

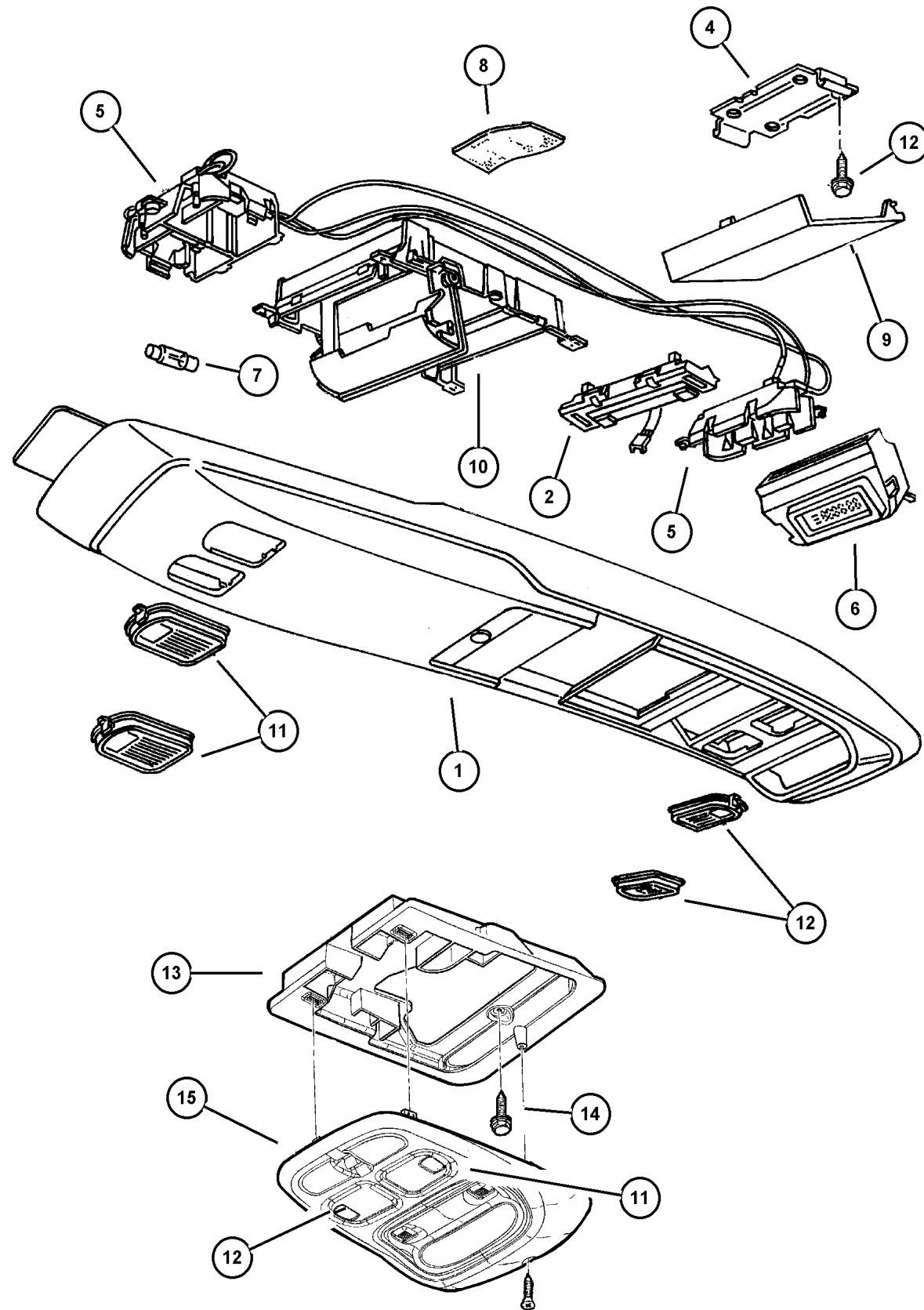
JEEP GRAND CHEROKEE (ZJ)

SERIES	LINE	BODY	ENGINE	TRANSMISSION
L = Low Line	J = 4WD T = 2WD	74 = 4 Door	ERH, ER0 = 4.0L Power Tech I-6. ELF, EL0 = 5.2L V8 MPI EML, EM0 = 5.9L V8 MPI	DGW = 4 Speed Auto. 44RE DGK = 4 Speed Auto. 42RE DGT = 4 Speed Auto. 46RE DGO = All Speed Auto.

AR = Use as required - = Non illustrated part # = New this model year

October 20, 2004

Console, Overhead Figure 08A-410



ITEM	PART NUMBER	QTY	LINE	SERIES	BODY	ENGINE	TRANS	TRIM	DESCRIPTION
NOTES: Refer to Serviced Manual for Calibrating Module.									
1	PL85 SAZ	1							HOUSING, Overhead Console Full, Agate
	PL85 SC1	1							Full, Mist Gray
	PL85 ST6	1							Full, Tan
2	4565 031	2							SWITCH, Overhead Console Lamp
-3	4773 572	1							RETAINER, Overhead Console Switch
4	5503 3850	1							BRACKET, Overhead Console
5									WIRING, Overhead Console
	4863 981	1							Mini
	4863 982	1							Full
6	56042 177AB	1							MODULE, Compass Temperature
7	L002 1202	2							BULB, 212-2
8	4798 405	1							ADAPTER, Garage Door Button
9	4761 965	1							DOOR, Garage Door Opener
10	4761 436	1							HOUSING AND DOOR, Overhead Console
11									LENS, Reading Lamp
	5268 175	1							Right Rear
	5268 176	1							Left Rear
12									LENS, Reading Lamp
	5268 175	1							Left Front
	5268 176	1							Right Front
13	5519 6518	1							BRACKET, Overhead Console, Mini Console
14									SCREW, Pan Head, .164-18x.50, (NOT SERVICED) (Not Serviced)
15									HOUSING, Overhead Console
	LE65 SAZ	1							Mini, Agate
	LE65 SC1	1							Mini, Mist Gray
	LE65 ST6	1							Mini, Tan
-16	4773 571	1							BEZEL, Overhead Console, Display Lens
-17	4773 573	2							CLIP, Console, Console Mounting

JEEP GRAND CHEROKEE (ZJ)

SERIES	LINE	BODY	ENGINE	TRANSMISSION
L = Low Line	J = 4WD T = 2WD	74 = 4 Door	ERH, ER0 = 4.0L Power Tech I-6. ELF, EL0 = 5.2L V8 MPI EML, EM0 = 5.9L V8 MPI	DGW = 4 Speed Auto. 44RE DGK = 4 Speed Auto. 42RE DGT = 4 Speed Auto. 46RE DG0 = All Speed Auto.

AR = Use as required - = Non illustrated part # = New this model year

October 20, 2004

Group - 009

Engine Mounting

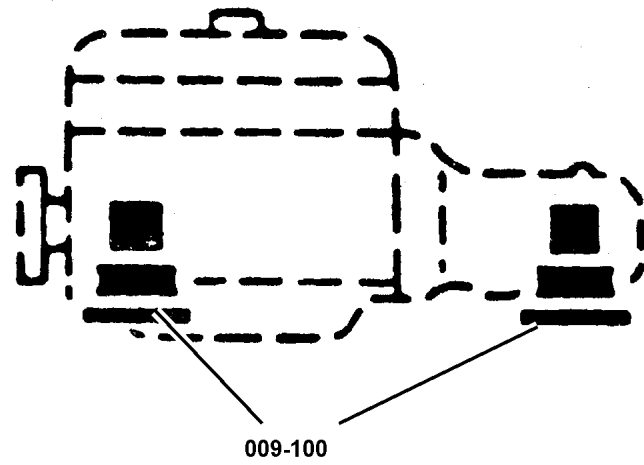
GROUP 9 - Engine Mounting

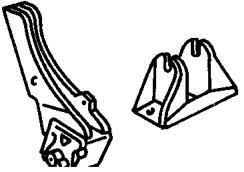
Illustration Title

Group-Fig. No.

Engine Mounting

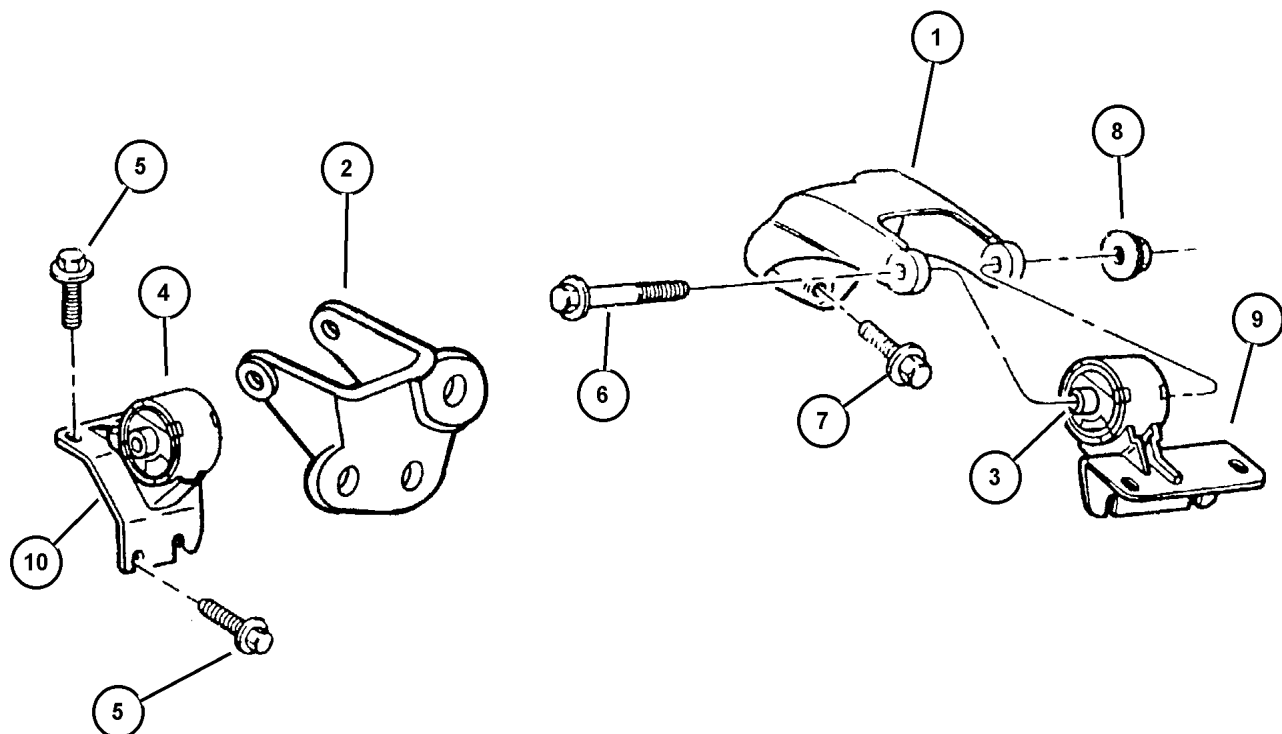
Engine Mounting, Front 4.0L (ERH) Engine	Fig. 009-110
Engine Mounting, Rear 4.0L (ERH) Engine	Fig. 009-120
Engine Mounting, Front 5.2L (ELF) Engine	Fig. 009-130
Engine Mounting, Rear 5.2L (ELF) Engine	Fig. 009-140
Engine Mounting, Front 5.9L (EML) Engine	Fig. 009-150
Engine Mounting, Rear 5.9L (EML) Engine	Fig. 009-160



<p>009-100 Engine Mounting</p> 			
---	--	--	--

**Engine Mounting, Front 4.0L (ERH) Engine
Figure 009-110**

ITEM	PART NUMBER	QTY	LINE	SERIES	BODY	ENGINE	TRANS	TRIM	DESCRIPTION
1	5201 7829	1				ER0			BRACKET, Engine Mount, Left
2	5201 7851	1				ER0			BRACKET, Engine Mount, Right
3	52058 503AB	1				ER0			INSULATOR, Engine Mount
4	5205 8502	1				ER0			INSULATOR, Engine Mount
5	6503 119	8				ER0			SCREW AND WASHER, Hex Head, M10x1.5x40
6	6504 553	2							SCREW, Oval Head, SCREW
7	6034 989	6				ER0			SCREW, Hex Head, .375-16x1.125
8	6502 697	2							NUT, Hex Flange Lock, M12x1.75
9	52058 503AB	1				ER0			INSULATOR, Engine Mount
10	5205 8502	1				ER0			INSULATOR, Engine Mount



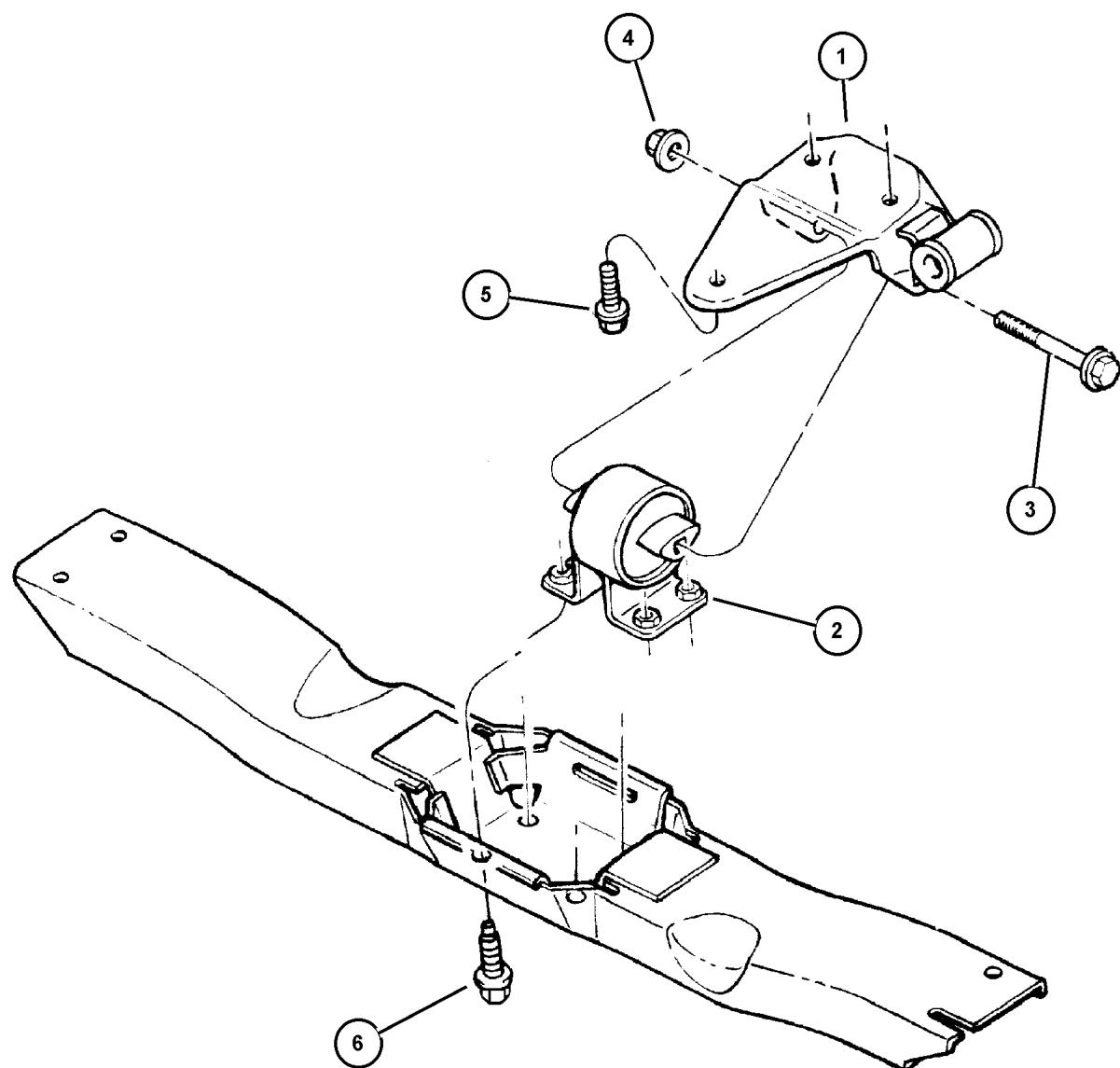
JEEP GRAND CHEROKEE (ZJ)

SERIES	LINE	BODY	ENGINE	TRANSMISSION
L = Low Line	J = 4WD T = 2WD	74 = 4 Door	ERH, ER0 = 4.0L Power Tech I-6. ELF, EL0 = 5.2L V8 MPI EML, EM0 = 5.9L V8 MPI	DGW = 4 Speed Auto. 44RE DGK = 4 Speed Auto. 42RE DGT = 4 Speed Auto. 46RE DG0 = All Speed Auto.

AR = Use as required - = Non illustrated part # = New this model year

October 20, 2004

**Engine Mounting, Rear 4.0L (ERH) Engine
Figure 009-120**



ITEM	PART NUMBER	QTY	LINE	SERIES	BODY	ENGINE	TRANS	TRIM	DESCRIPTION
1									BRACKET, Transmission Mount
	5201 9542	1	J			ER0	DGK		
	5205 8783	1	T			ER0	DGK		
2	5205 8485	1				ER0	DGK		SUPPORT, Transmission
3	6504 553	1							SCREW, Oval Head, SCREW
4	6502 697	1							NUT, Hex Flange Lock, M12x1.75
5	6033 358	3	T				DG0		SCREW AND WASHER, Hex Head Locking, .437-14x1.25
6									SCREW, M10x1.50x35.00, (NOT SERVICED) (Not Serviced)

JEEP GRAND CHEROKEE (ZJ)

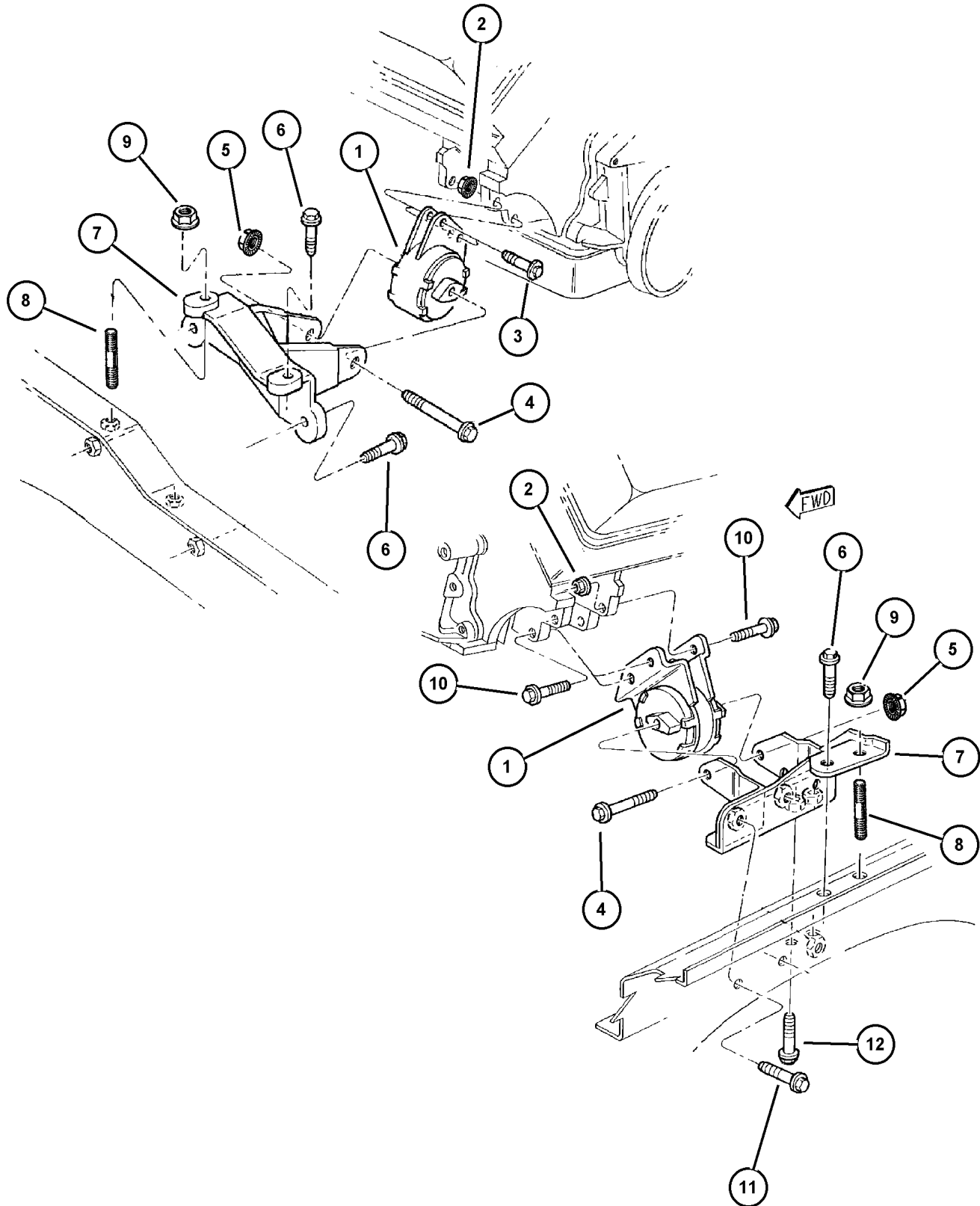
SERIES	LINE	BODY	ENGINE	TRANSMISSION
L = Low Line	J = 4WD T = 2WD	74 = 4 Door	ERH, ER0 = 4.0L Power Tech I-6. ELF, EL0 = 5.2L V8 MPI EML, EM0 = 5.9L V8 MPI	DGW = 4 Speed Auto. 44RE DGK = 4 Speed Auto. 42RE DGT = 4 Speed Auto. 46RE DG0 = All Speed Auto.

AR = Use as required - = Non illustrated part # = New this model year

October 20, 2004

**Engine Mounting, Front 5.2L (ELF) Engine
Figure 009-130**

ITEM	PART NUMBER	QTY	LINE	SERIES	BODY	ENGINE	TRANS	TRIM	DESCRIPTION
1									INSULATOR, Engine Mount
	5205 8504	1				EL0, EM0			
	5205 8505	1				EL0			
2									NUT, 7/16x14, (NOT SERVICED) (Not Serviced)
3	6030 754	2				EL0, EM0			SCREW AND WASHER, Hex Head, .437-14x1.875 Grade 8
4	6504 553	2							SCREW, Oval Head, SCREW
5	6502 697	2							NUT, Hex Flange Lock, M12x1.75
6	6503 119	4				EL0, EM0			SCREW AND WASHER, Hex Head, M10x1.5x40
7									BRACKET, Sill
	5205 8009	1				EL0, EM0			Left
	5205 8014	1				EL0, EM0			Right
8	6504 794AA	2				EL0, EM0			STUD, Double Ended, M10x1.5x59
9	6101 448	2				EL0, EM0			NUT AND WASHER, Hex Nut-Coned Washer, M10 x 1.5
10	6030 713	3				EL0, EM0			SCREW AND WASHER, Hex Head, .437-14x1.625 Grade 8
11	6502 560	2				EL0, EM0			BOLT, Hex Flange Pilot Point, M12x1.75 x 95
12	6502 557	2							BOLT, Hex Flange Head, M12x1. 75x40



JEEP GRAND CHEROKEE (ZJ)

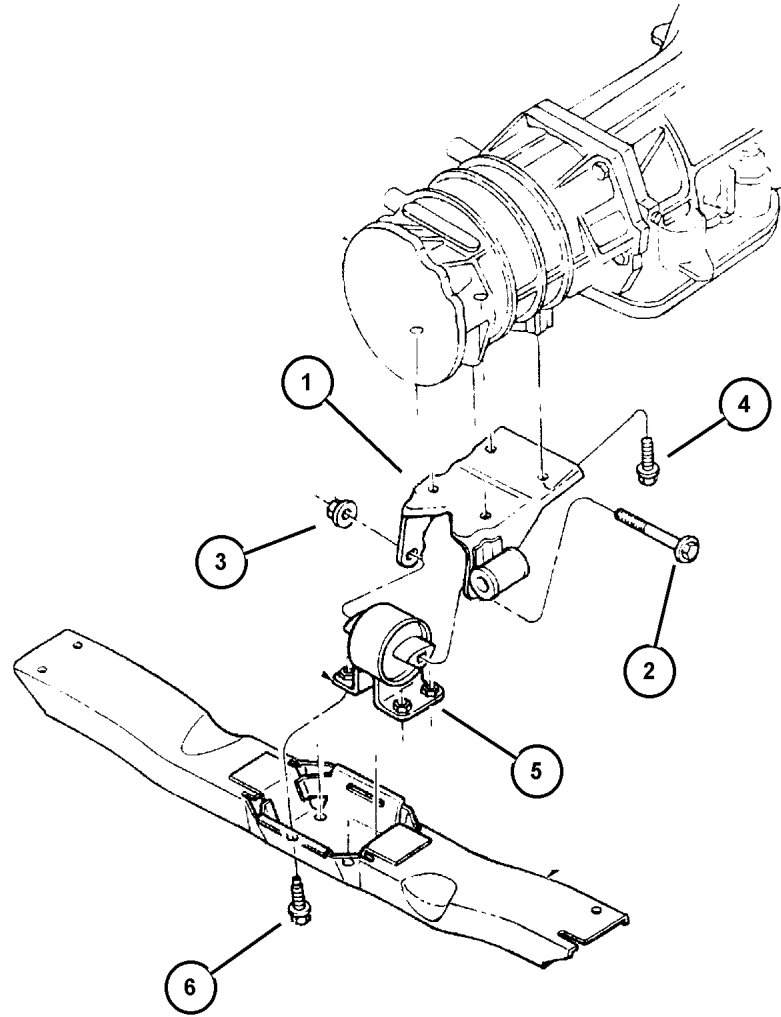
SERIES	LINE	BODY	ENGINE	TRANSMISSION
L = Low Line	J = 4WD T = 2WD	74 = 4 Door	ERH, ER0 = 4.0L Power Tech I-6. ELF, EL0 = 5.2L V8 MPI EML, EM0 = 5.9L V8 MPI	DGW = 4 Speed Auto. 44RE DGK = 4 Speed Auto. 42RE DGT = 4 Speed Auto. 46RE DGO = All Speed Auto.

AR = Use as required - = Non illustrated part # = New this model year

October 20, 2004

**Engine Mounting, Rear 5.2L (ELF) Engine
Figure 009-140**

ITEM	PART NUMBER	QTY	LINE	SERIES	BODY	ENGINE	TRANS	TRIM	DESCRIPTION
1	5205 8784	1	J			EL0, EMO	DG0		BRACKET, Transmission Mount
2	6504 553	1							SCREW, Oval Head, SCREW
3	6502 697	1							NUT, Hex Flange Lock, M12x1.75
4	6033 358	4	J						SCREW AND WASHER, Hex Head Locking, .437-14x1.25
5	5205 8488	1	J			EL0, EMO	DG0		SUPPORT, Transmission
6									SCREW, M10x1.50x35.00, (NOT SERVICED) (Not Serviced)



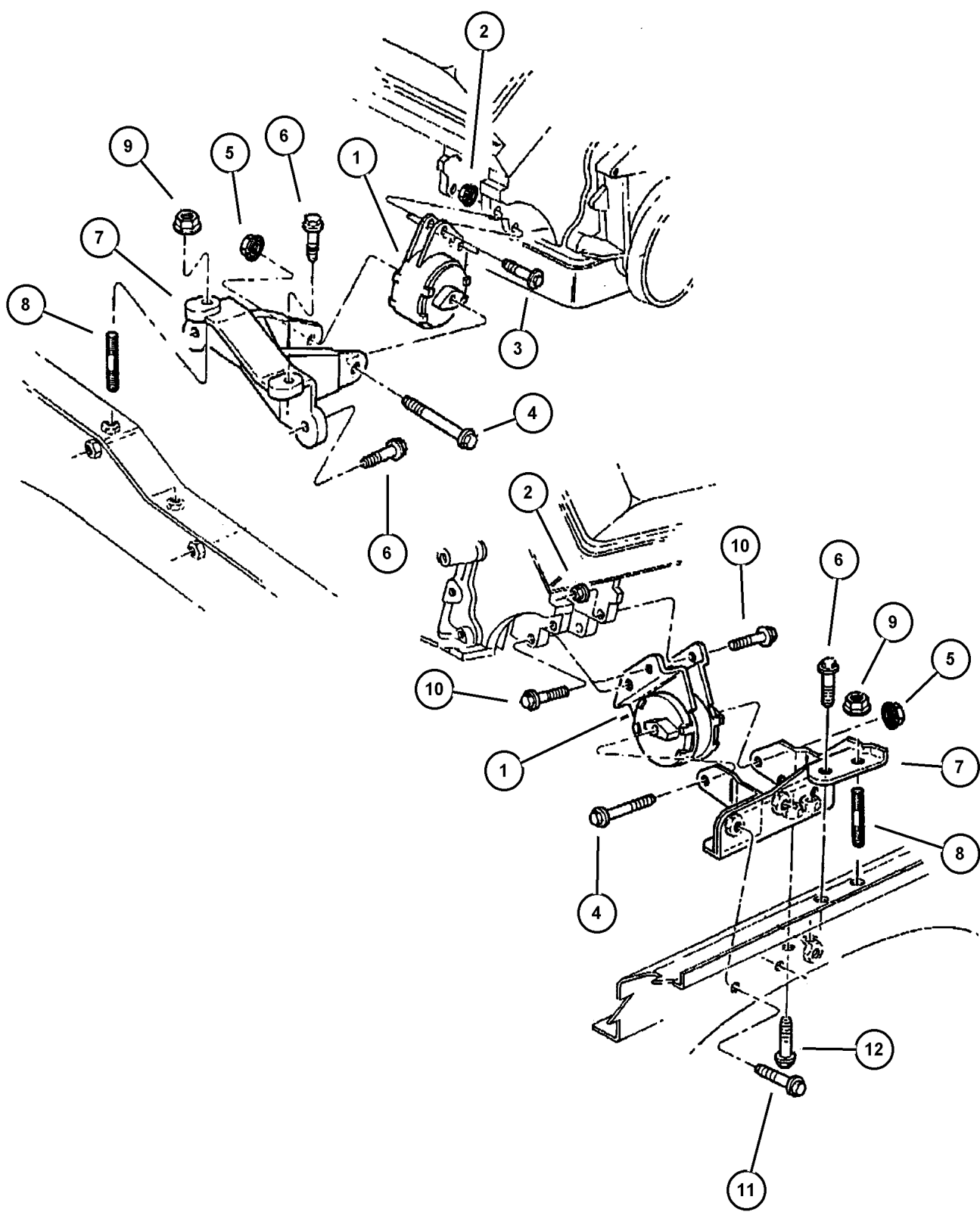
JEEP GRAND CHEROKEE (ZJ)				
SERIES	LINE	BODY	ENGINE	TRANSMISSION
L = Low Line	J = 4WD T = 2WD	74 = 4 Door	ERH, ER0 = 4.0L Power Tech I-6. ELF, EL0 = 5.2L V8 MPI EML, EMO = 5.9L V8 MPI	DGW = 4 Speed Auto. 44RE DGK = 4 Speed Auto. 42RE DGT = 4 Speed Auto. 46RE DG0 = All Speed Auto.

AR = Use as required - = Non illustrated part # = New this model year

October 20, 2004

Engine Mounting, Front 5.9L (EML) Engine Figure 009-150

ITEM	PART NUMBER	QTY	LINE	SERIES	BODY	ENGINE	TRANS	TRIM	DESCRIPTION
1									INSULATOR, Engine Mount
	5205 8504	1				EL0, EM0			Right
	5205 9219	1				EM0			Left
2									NUT, 7/16x14, (NOT SERVICED) (Not Serviced)
3	6030 754	2				EL0, EM0			SCREW AND WASHER, Hex Head, .437-14x1.875 Grade 8
4	6504 553	2							SCREW, Oval Head, SCREW
5	6502 697	2							NUT, Hex Flange Lock, M12x1.75
6	6503 119	4				EL0, EM0			SCREW AND WASHER, Hex Head, M10x1.5x40
7									BRACKET, Sill
	5205 8009	1				EL0, EM0			Left
	5205 8014	1				EL0, EM0			Right
8	6504 794AA	2				EL0, EM0			STUD, Double Ended, M10x1.5x59
9	6101 448	2				EL0, EM0			NUT AND WASHER, Hex Nut-Coned Washer, M10 x 1.5
10	6030 713	3				EL0, EM0			SCREW AND WASHER, Hex Head, .437-14x1.625 Grade 8
11	6502 560	2				EL0, EM0			BOLT, Hex Flange Pilot Point, M12x1.75 x 95
12	6502 557	2							BOLT, Hex Flange Head, M12x1. 75x40



JEEP GRAND CHEROKEE (ZJ)

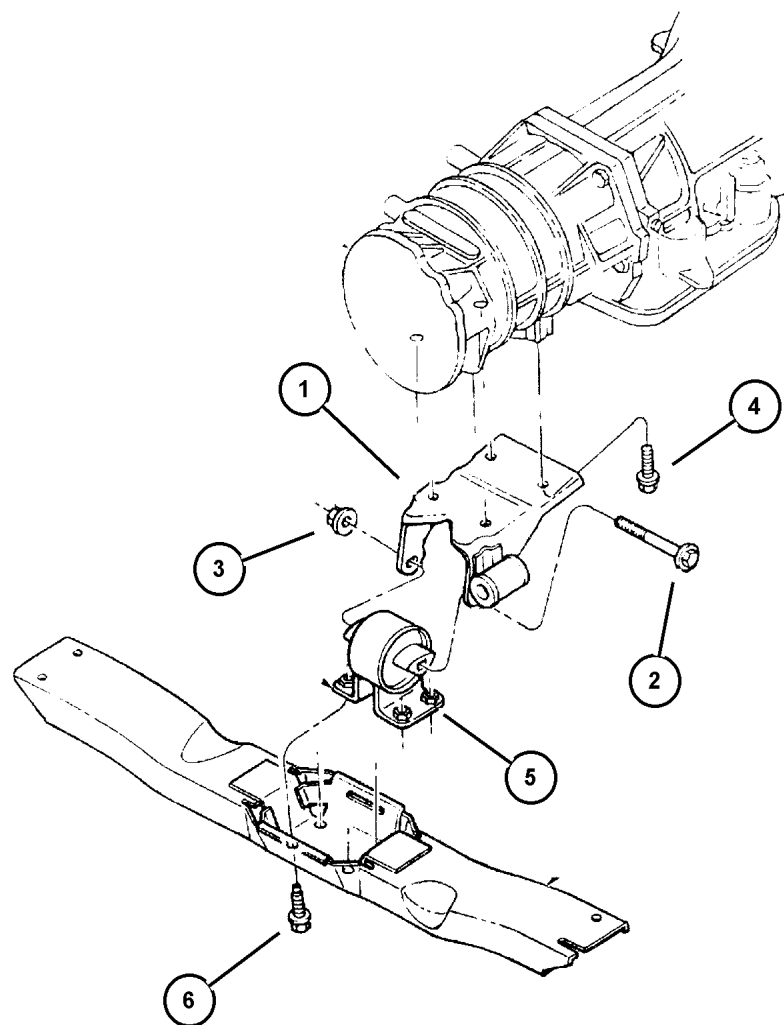
SERIES	LINE	BODY	ENGINE	TRANSMISSION
L = Low Line	J = 4WD T = 2WD	74 = 4 Door	ERH, ER0 = 4.0L Power Tech I-6. ELF, EL0 = 5.2L V8 MPI EML, EM0 = 5.9L V8 MPI	DGW = 4 Speed Auto. 44RE DGK = 4 Speed Auto. 42RE DGT = 4 Speed Auto. 46RE DGO = All Speed Auto.

AR = Use as required - = Non illustrated part # = New this model year

October 20, 2004

**Engine Mounting, Rear 5.9L (EML) Engine
Figure 009-160**

ITEM	PART NUMBER	QTY	LINE	SERIES	BODY	ENGINE	TRANS	TRIM	DESCRIPTION
1	5205 8784	1	J			EL0, EMO	DG0		BRACKET, Transmission Mount
2	6504 553	1							SCREW, Oval Head, SCREW
3	6502 697	1							NUT, Hex Flange Lock, M12x1.75
4	6033 358	4	J						SCREW AND WASHER, Hex Head Locking, .437-14x1.25
5	5205 8488	1	J			EL0, EMO	DG0		SUPPORT, Transmission
6									SCREW, M10x1.50x35.00, (NOT SERVICED) (Not Serviced)



JEEP GRAND CHEROKEE (ZJ)				
SERIES	LINE	BODY	ENGINE	TRANSMISSION
L = Low Line	J = 4WD T = 2WD	74 = 4 Door	ERH, ER0 = 4.0L Power Tech I-6. ELF, EL0 = 5.2L V8 MPI EML, EMO = 5.9L V8 MPI	DGW = 4 Speed Auto. 44RE DGK = 4 Speed Auto. 42RE DGT = 4 Speed Auto. 46RE DG0 = All Speed Auto.

AR = Use as required - = Non illustrated part # = New this model year

October 20, 2004

Group - 4.0L

Engine 4.0L Six Cylinder

GROUP 4.0L - Engine 4.0L Six Cylinder

Illustration Title

Group-Fig. No.

Cylinder Head

Cylinder Head 4.0L (ERH) Engine Fig. 4.0L-210

Cylinder Block

Cylinder Block 4.0L (ERH) Engine Fig. 4.0L-310

Crankshaft, Piston and Torque Converter

Crankshaft, Piston and Torque Converter 4.0L (ERH) Engine Fig. 4.0L-410

Camshafts & Valves

Camshaft and Valves 4.0L (ERH) Engine Fig. 4.0L-510

Timing Belt and Cover

Timing Gear and Cover 4.0L (ERH) Engine Fig. 4.0L-610

Engine Oiling

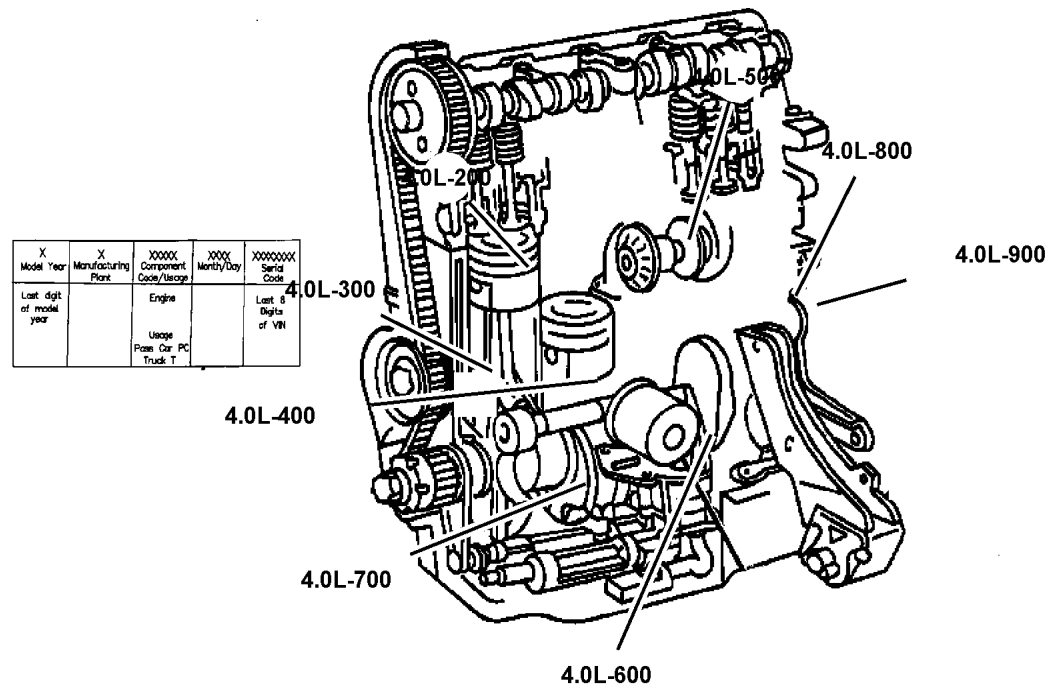
Engine Oiling 4.0L (ERH) Engine Fig. 4.0L-710

Manifolds

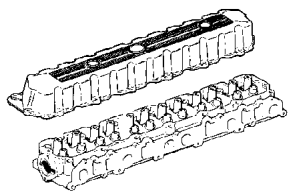


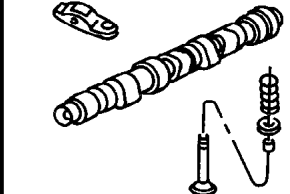
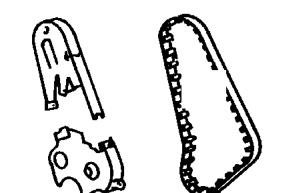

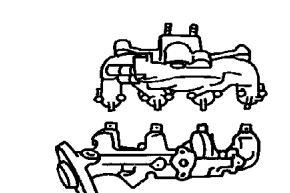
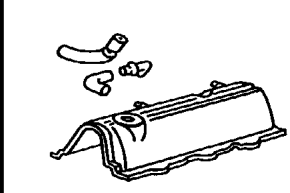
Manifold, Intake and Exhaust 4.0L (ERH) Engine Fig. 4.0L-810

Crankcase Ventilation

Crankcase Ventilation 4.0L (ERH) Engine Fig. 4.0L-910

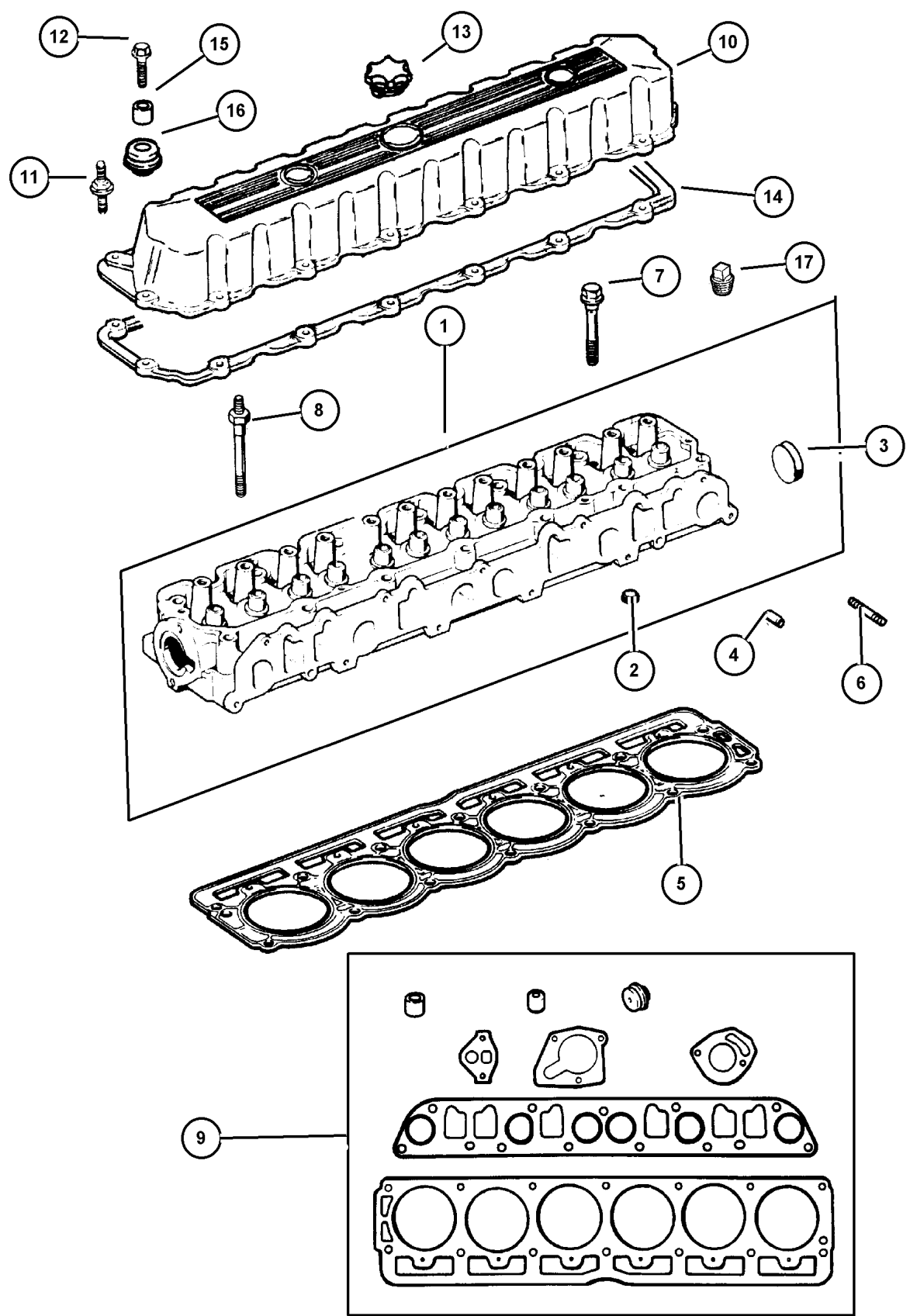


X Model Year	X Manufacturing Plant	XXXXX Component Code/Version	XXXX Month/Day	XXXXXXXXXX Serial Code
Last digit of model year		Engine Pass Car PC Truck T		Last 8 Digits of VIN

4.0L-200 Cylinder Head 	4.0L-300 Cylinder Block 	4.0L-400 Crankshaft, Piston and Torque Converter 	4.0L-500 Camshafts & Valves 
4.0L-600 Timing Belt and Cover 	4.0L-700 Engine Oiling 	4.0L-800 Manifolds 	4.0L-900 Crankcase Ventilation 

**Cylinder Head 4.0L (ERH) Engine
Figure 4.0L-210**

ITEM	PART NUMBER	QTY	LINE	SERIES	BODY	ENGINE	TRANS	TRIM	DESCRIPTION
1	5302 0622	1				ER0			HEAD, Cylinder
2	J400 7434	4				ER0			PLUG, Cylinder Block Oil Hole
3	J310 5394	1				ER0			PLUG, Cylinder Block Oil Hole
4	J317 2318	2				ER0			DOWEL, Cylinder Head To Intake
5	53020 754AB	1				ER0			GASKET, Cylinder Head
6	5301 0165	2				ER0			STUD, .375-16/.375-24x1.75
7	6035 514	5				ER0			BOLT, Cylinder Head w/o Dome Head, .500-13-3.750
	6035 515	2				ER0			w/Dome Head, .500-13-3.750
8	6035 516	6				ER0			STUD, Double Ended, .50-13/.437-14x6.00
9	4636 982AC	1				ER0			GASKET PACKAGE, Engine Upper
10	5302 0323	1				ER0			COVER, Cylinder Head
11	6035 968AA	7				ER0			STUD, .250-20x2.00
12	6035 566	8				ER0			BOLT, Hex Flange Head, .250-20x1.00
13	4777 536	1				ER0			CAP, Oil Filler
14	53020 758AC	1				ER0			GASKET, Valve Cover
15	53020 598AB	15				ER0			SLEEVE, Torque Limiter
16	5301 0424	15				ER0			GROMMET, Insulator
17									PLUG, Pipe, .125-27x3.50, (NOT REQUIRED)



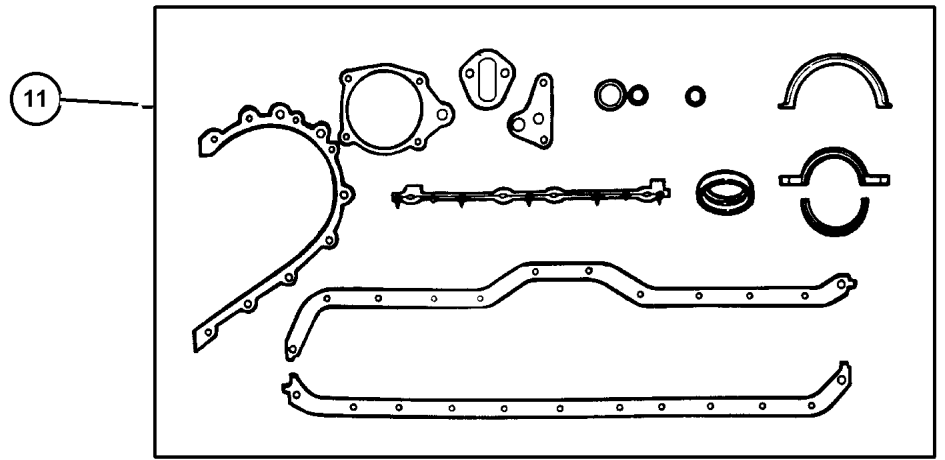
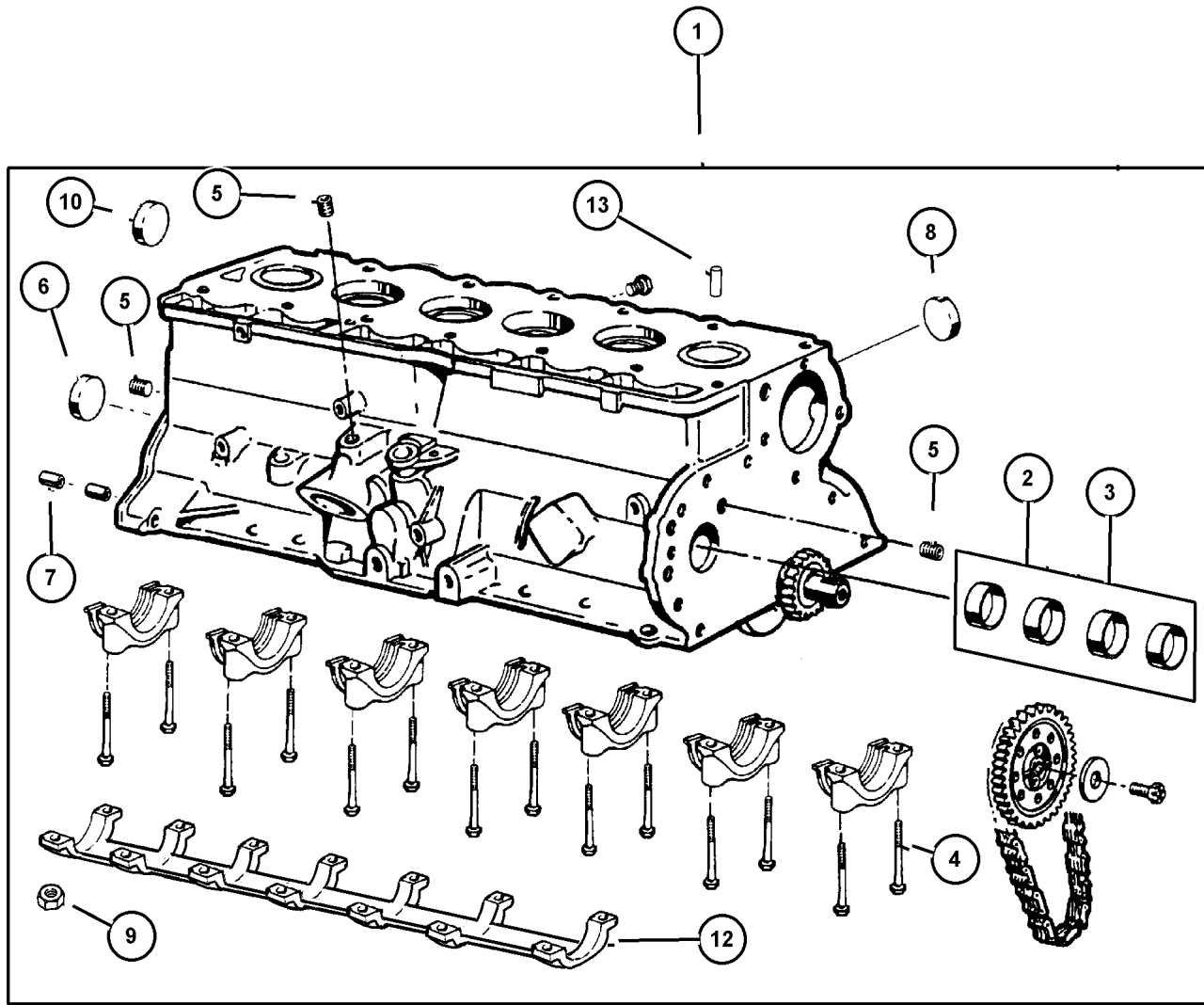
JEEP GRAND CHEROKEE (ZJ)

SERIES	LINE	BODY	ENGINE	TRANSMISSION
L = Low Line	J = 4WD T = 2WD	74 = 4 Door	ERH, ER0 = 4.0L Power Tech I-6. ELF, EL0 = 5.2L V8 MPI EML, EM0 = 5.9L V8 MPI	DGW = 4 Speed Auto. 44RE DGK = 4 Speed Auto. 42RE DGT = 4 Speed Auto. 46RE DGO = All Speed Auto.

AR = Use as required - = Non illustrated part # = New this model year

**Cylinder Block 4.0L (ERH) Engine
Figure 4.0L-310**

ITEM	PART NUMBER	QTY	LINE	SERIES	BODY	ENGINE	TRANS	TRIM	DESCRIPTION
1	4883 025	1				ER0			BLOCK, Short
2	J320 5711	1				ER0			BEARING KIT, Camshaft, Standard
3	J320 8985	1				ER0			BEARING KIT, Camshaft, .010 Oversize
4	6035 207	14				ER0			STUD, .500-13/.375-16x3.97
5	6034 166	4				ER0			PLUG, Cylinder Block Oil Hole
6	J317 2313	1				ER0			PLUG, Camshaft
7	J400 5148	2				ER0			DOWEL, Transmission
8	J310 5394	6				ER0			PLUG, Cylinder Block Oil Hole
9	0152 474	14				ER0			NUT, Hex Flange Lock, .375-16
10	5302 0465	1				ER0			PLUG, Cylinder Block
11	4740 008AC	1				ER0			GASKET PACKAGE, Engine Lower
12	5302 0566	1				ER0			BRACE, Main Bearing Cap
13	0141 215	2				ER0			DOWEL, .312 x .500



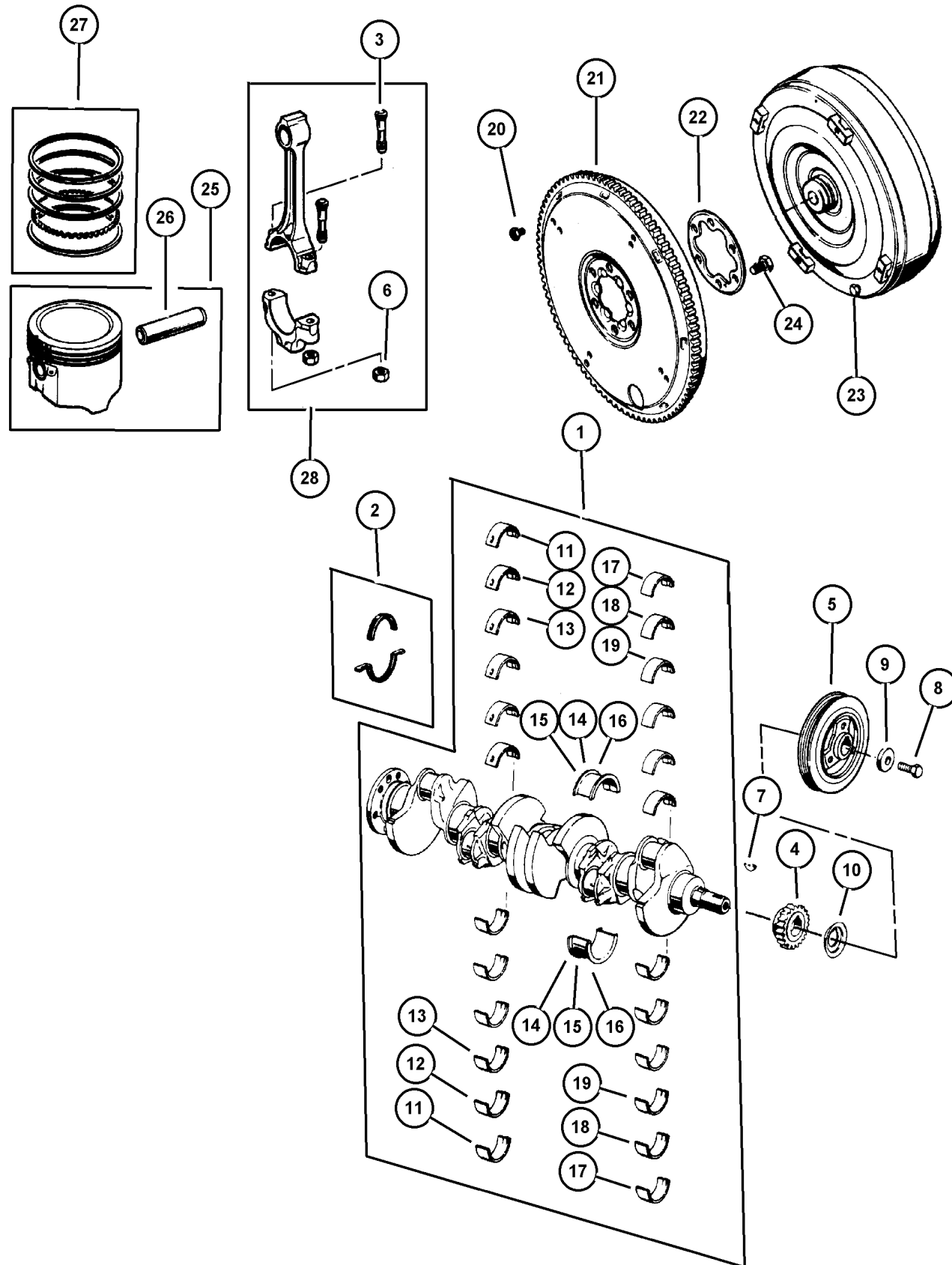
JEEP GRAND CHEROKEE (ZJ)

SERIES	LINE	BODY	ENGINE	TRANSMISSION
L = Low Line	J = 4WD T = 2WD	74 = 4 Door	ERH, ER0 = 4.0L Power Tech I-6. ELF, EL0 = 5.2L V8 MPI EML, EM0 = 5.9L V8 MPI	DGW = 4 Speed Auto. 44RE DGK = 4 Speed Auto. 42RE DGT = 4 Speed Auto. 46RE DGO = All Speed Auto.

AR = Use as required - = Non illustrated part # = New this model year

October 20, 2004

**Crankshaft, Piston and Torque Converter 4.0L (ERH) Engine
Figure 4.0L-410**



ITEM	PART NUMBER	QTY	LINE	SERIES	BODY	ENGINE	TRANS	TRIM	DESCRIPTION
1	4864 726	1				ER0	DG0		CRANKSHAFT
2	4778 126	1				ER0			SEAL PACKAGE, Crankshaft
3	5302 0123	12				ER0			BOLT, Connecting Rod
4	5302 0443	1				ER0			GEAR, Crankshaft
5	3300 2920	1				ER0			DAMPER, Crankshaft
6	J400 6385	12				ER0			NUT, Hex Flange, .3437-24
7	6034 749	1				ER0			KEY, Crankshaft Sprocket
8	6029 736	1				ER0			BOLT, Hex Head, .50-20 x 1.25
9	J323 0155	1				ER0			WASHER, Plain
10	J317 3076	1				ER0			SLINGER, Oil
11	8350 7079	6				ER0			BEARING PACKAGE, Crankshaft, Standard
12	8350 7080	AR				ER0			BEARING PACKAGE, Crankshaft, .001 Undersize
13	8350 7083	AR				ER0			BEARING PACKAGE, Crankshaft, .010 Undersize
14	8350 7084	1				ER0			BEARING PACKAGE, Crankshaft Thrust, Standard Size
15	8350 7086	AR				ER0			BEARING PACKAGE, Crankshaft Thrust, .001" Undersize
16	8350 7090	AR				ER0			BEARING PACKAGE, Crankshaft Thrust, .010" Undersize
17	8350 0300	12				ER0			BEARING KIT, Connecting Rod, Standard
18	8350 1397	AR				ER0			BEARING KIT, Connecting Rod, .001 Undersize
19	8350 0301	AR				ER0			BEARING KIT, Connecting Rod, .010 Undersize
20	1949 765	4					DG0		SCREW, Hex Head Header Point, .312-24x.44
21	5211 8257	1				ER0	DG0		PLATE, Drive Plate
22	J321 4094	1				ER0	DG0		PLATE, Drive Plate Backing
23	4736 596	1				ER0	DG0		TORQUE CONVERTER
24	J315 1407	6				ER0	DG0		BOLT, Hex Head, .50-20x.56
25									PISTON PIN AND ROD
	4798 329	AR				ER0			B Size, 3.8742
	4798 330	AR				ER0			C Size, 3.8746
	4798 333	AR				ER0			F Size, 3.875842
	4798 331	AR				ER0			D Size, 3.8750
	4798 332	AR				ER0			E Size, 3.8754
26									PIN, Piston, Serviced in Piston, (NOT SERVICED) (Not Serviced)

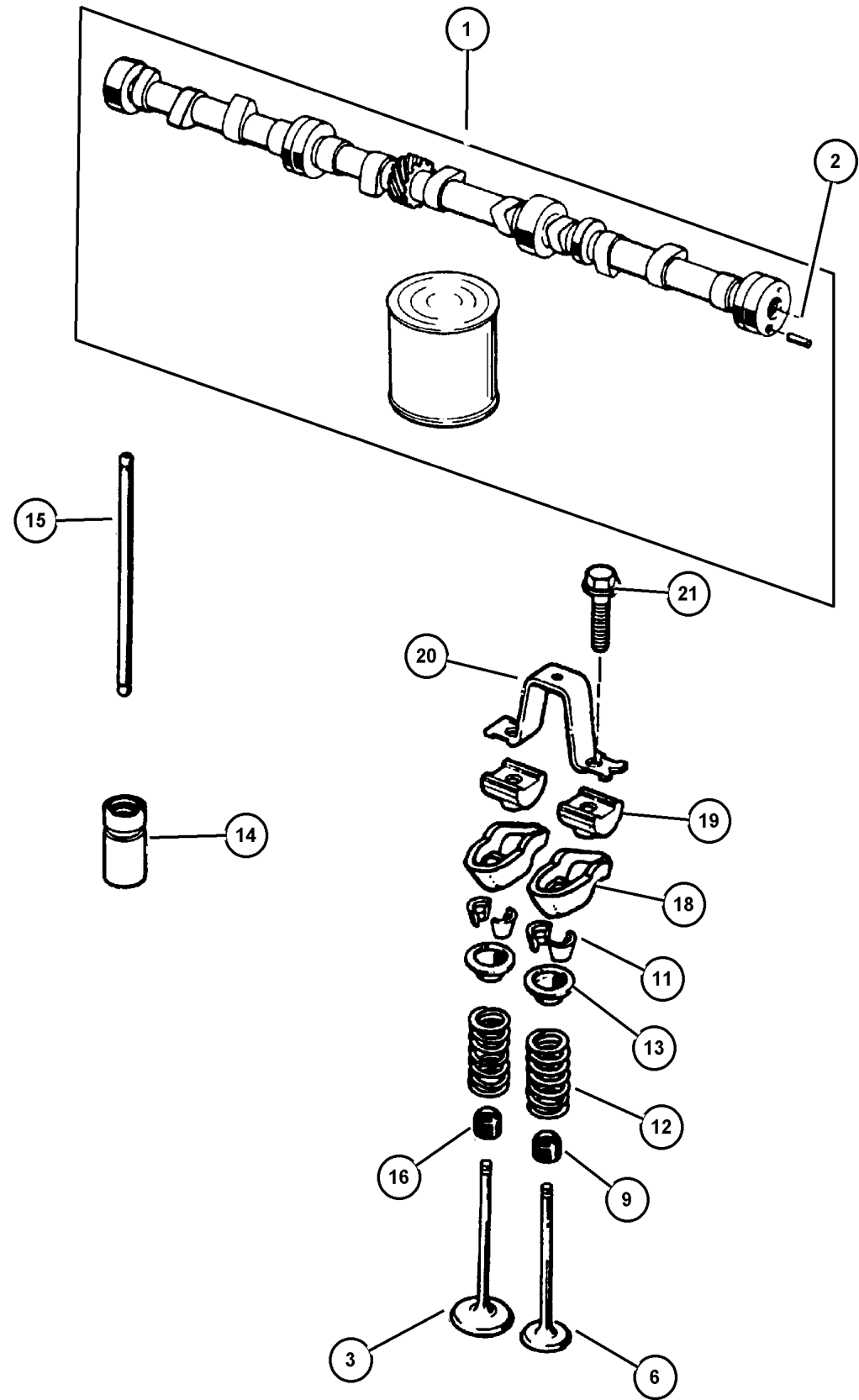
JEEP GRAND CHEROKEE (ZJ)

SERIES	LINE	BODY	ENGINE	TRANSMISSION
L = Low Line	J = 4WD T = 2WD	74 = 4 Door	ERH, ER0 = 4.0L Power Tech I-6. ELF, EL0 = 5.2L V8 MPI EML, EM0 = 5.9L V8 MPI	DGW = 4 Speed Auto. 44RE DGK = 4 Speed Auto. 42RE DGT = 4 Speed Auto. 46RE DG0 = All Speed Auto.

AR = Use as required - = Non illustrated part # = New this model year

October 20, 2004

**Camshaft and Valves 4.0L (ERH) Engine
Figure 4.0L-510**



ITEM	PART NUMBER	QTY	LINE	SERIES	BODY	ENGINE	TRANS	TRIM	DESCRIPTION
1	5302 0438	1				ER0			CAMSHAFT, Engine
2	J045 6384	1				ER0			DOWEL, Camshaft Sprocket
3	3300 3515	6				ER0			VALVE, Intake, Standard
-4	3300 3519	AR				ER0			VALVE, Intake, .003" O/S
-5	3300 3575	AR				ER0			VALVE, Intake, .015" O/S
6	4637 537	6				ER0			VALVE, Exhaust, Standard
-7	4637 539	AR				ER0			VALVE, Exhaust, .003" O/S
-8	4637 538	AR				ER0			VALVE, Exhaust, .015" Oversize
9	5300 9887	6				ER0			SEAL, Valve Guide
-10	3300 2733	AR				ER0			SEAL, Valve Guide, .015" Oversize
11	3300 3521	24				ER0			LOCK, Valve Spring Retainer
12	5301 0388	12				ER0			SPRING, Valve
13	3300 4626	12				ER0			RETAINER, Valve Spring
14	4740 269	12				ER0			TAPPET, Valve
15	3300 2986	12				ER0			PUSH ROD, Valve
16	5300 9886	8				EL0, EM0			SEAL, Valve Guide
-17	3300 3016	AR				ER0			SEAL, Valve Guide, .015" Oversize
18	J324 2393	12				ER0			ROCKER ARM, Valve
19	J323 5090	12				ER0			PIVOT, Rocker Arm
20	J323 6513	6				ER0			BRIDGE, Rocker Arm
21	J942 5708	12				ER0			BOLT, Hex Flange Head, .312-18x1.25

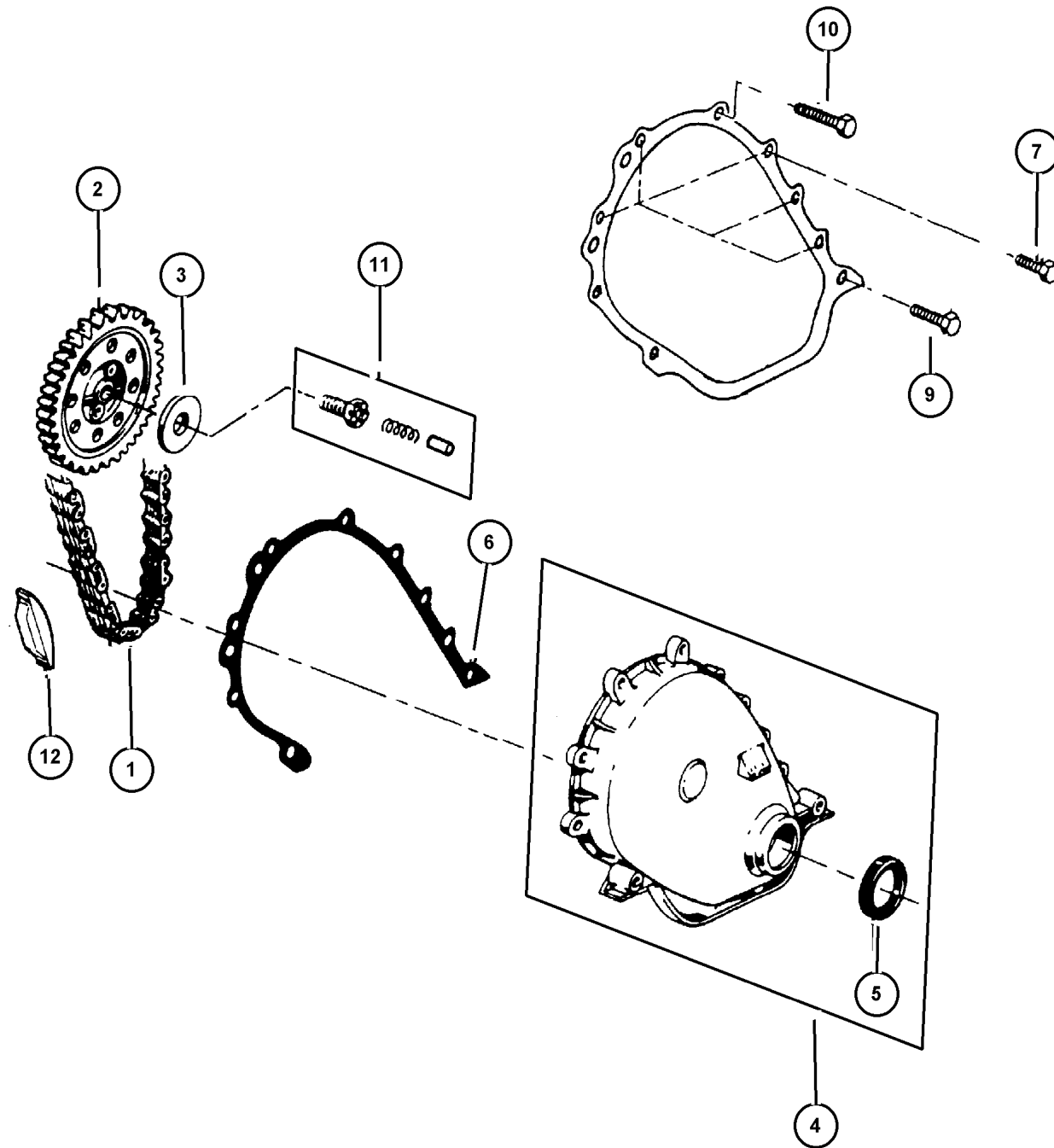
JEEP GRAND CHEROKEE (ZJ)

SERIES	LINE	BODY	ENGINE	TRANSMISSION
L = Low Line	J = 4WD T = 2WD	74 = 4 Door	ERH, ER0 = 4.0L Power Tech I-6. ELF, EL0 = 5.2L V8 MPI EML, EM0 = 5.9L V8 MPI	DGW = 4 Speed Auto. 44RE DGK = 4 Speed Auto. 42RE DGT = 4 Speed Auto. 46RE DGO = All Speed Auto.

AR = Use as required - = Non illustrated part # = New this model year

October 20, 2004

**Timing Gear and Cover 4.0L (ERH) Engine
Figure 4.0L-610**



ITEM	PART NUMBER	QTY	LINE	SERIES	BODY	ENGINE	TRANS	TRIM	DESCRIPTION
1	5302 0444	1				ER0			CHAIN, Timing
2	5302 0445	1				ER0			GEAR, Camshaft
3	J317 3284	1				ER0			WASHER, Flat, .206 Diameter
4	5302 0222	1				ER0			COVER, Timing Belt
5	3300 4681	1				ER0			SEAL, Front Main Crankshaft
6	5302 0487	1				ER0			GASKET, Front Cover
7	J400 6906	5				ER0			BOLT, Hex Head, .25-20x.75
-8	6034 604	2				ER0			BOLT, Hex Head Shoulder, .312-18x1.56
9	6034 914	1				ER0			BOLT, Hex Flange Head, .250-20x1.24
10	6034 604	2				ER0			BOLT, Hex Head Shoulder, .312-18x1.56
11	8350 2890	1				ER0			PIN PACKAGE, Camshaft Thrust
12	3300 3446	1				ER0			SNUBBER, Timing Chain

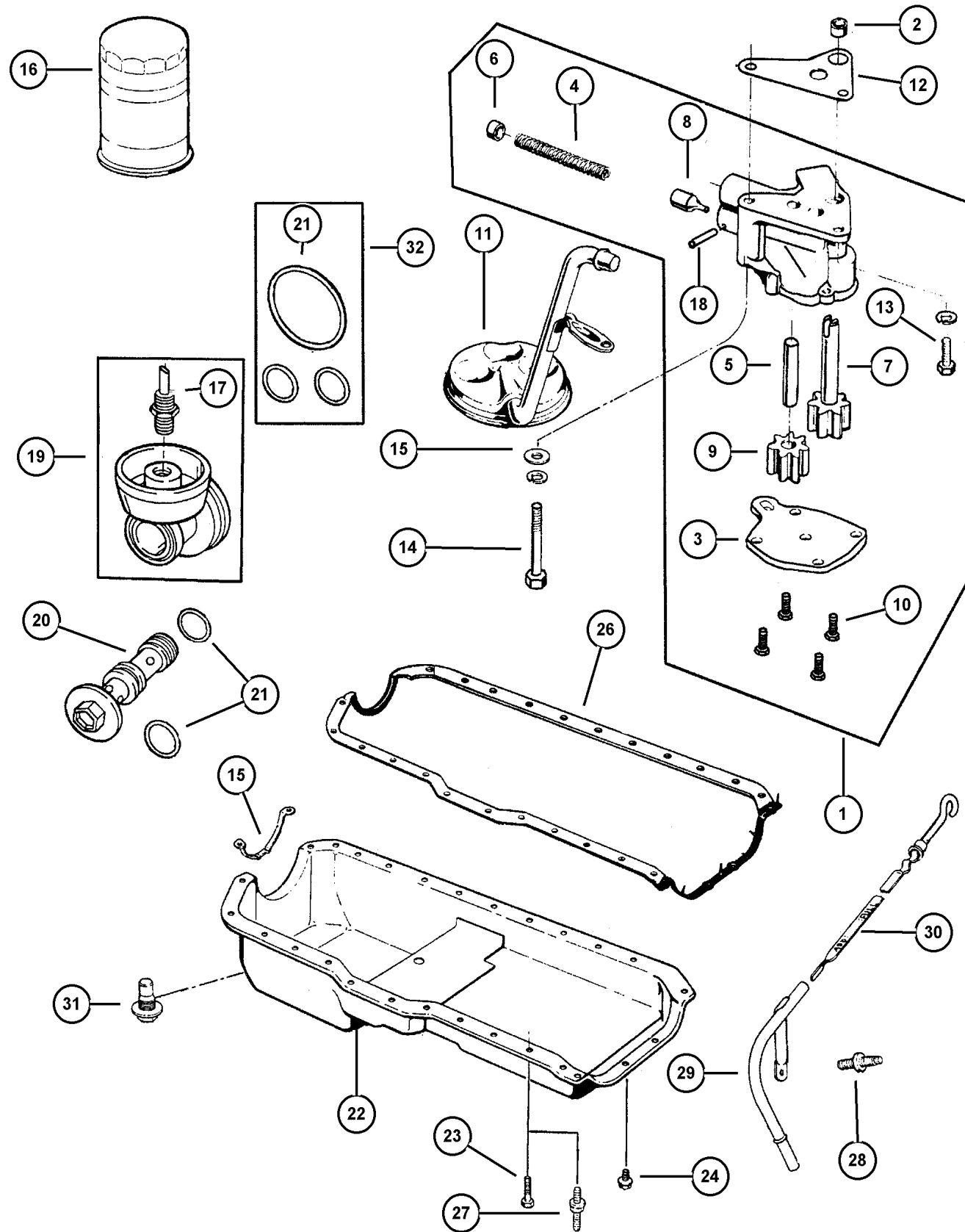
JEEP GRAND CHEROKEE (ZJ)

SERIES	LINE	BODY	ENGINE	TRANSMISSION
L = Low Line	J = 4WD T = 2WD	74 = 4 Door	ERH, ER0 = 4.0L Power Tech I-6. ELF, EL0 = 5.2L V8 MPI EML, EM0 = 5.9L V8 MPI	DGW = 4 Speed Auto. 44RE DGK = 4 Speed Auto. 42RE DGT = 4 Speed Auto. 46RE DGO = All Speed Auto.

AR = Use as required - = Non illustrated part # = New this model year

October 20, 2004

Engine Oiling 4.0L (ERH) Engine Figure 4.0L-710



ITEM	PART NUMBER	QTY	LINE	SERIES	BODY	ENGINE	TRANS	TRIM	DESCRIPTION
1	J324 1399	1				ER0			PUMP, Engine Oil
2	J400 5149	1				ER0			DOWEL, Oil Pump
3	J324 1733	1				ER0			COVER, Engine Oil Pump
4	J323 9668	1				ER0			SPRING, Oil Pressure Relief Valve
5	J317 1956	1				ER0			SHAFT, Oil Pump
6	J317 1958	1				ER0			RETAINER, Oil Release Valve
7	J317 2334	1				ER0			GEAR, Oil Pump
8	J318 8661	1				ER0			PLUNGER, Oil Pressure Relief Valve
9	J319 6843	1				ER0			GEAR, Oil Pump Driven
10	J941 6852	4				ER0			SCREW, Hex Flange Head, .25-20x.50
11	3300 2696	1				ER0			TUBE, Oil Pump Inlet
12	J317 2332	1				ER0			GASKET, Oil Pump
13	6022 235	1				ER0			BOLT AND WASHER, Hex Head, .312-18x1.00
14	0154 593	1				ER0			SCREW, Hex Head Coned, .312-18x2.625
15	J324 3116	1				ER0			SUPPORT, Engine Oil Pan
16	5281 090	1				ER0			FILTER, Engine Oil
17	5300 7563	1				ER0			CONNECTOR, Oil Filter
18	J027 1448	1				ER0			PIN, Roll, 5/32" x 1.00"
19	5302 0080	1				ER0			ADAPTER, Oil Filter
20	5302 0237	1				ER0			BOLT, Oil Filter Adapter
21	3300 2972	1				ER0			O RING, Oil Filter Adapter
22	5302 0833	1				ER0			PAN, Engine Oil
23	6034 732	16				ER0			SCREW AND WASHER, Hex Head, .25-20x.545
24	6034 483	3				ER0			SCREW, Hex Head Coned, .312-18x.875
25	6034 733	1				ER0			STUD, .312-18/.250-20x1.680
26	5300 7568	1				ER0			GASKET, Oil Pan
27	6034 734	8				ER0			BOLT, Double Stud Hex, .250-20x1.437 & .250-20 x.700
28	6035 664	1				ER0			STUD, .312-18x1.560
29	5302 0782	1				ER0			TUBE, Oil Filler
30	5301 0445	1				ER0			INDICATOR, Engine Oil Level
31	6035 417	1				ER0			PLUG, Oil Drain, w/Gasket
32	4720 363	1				ER0			SEAL PACKAGE, Oil Filter Adapter

JEEP GRAND CHEROKEE (ZJ)

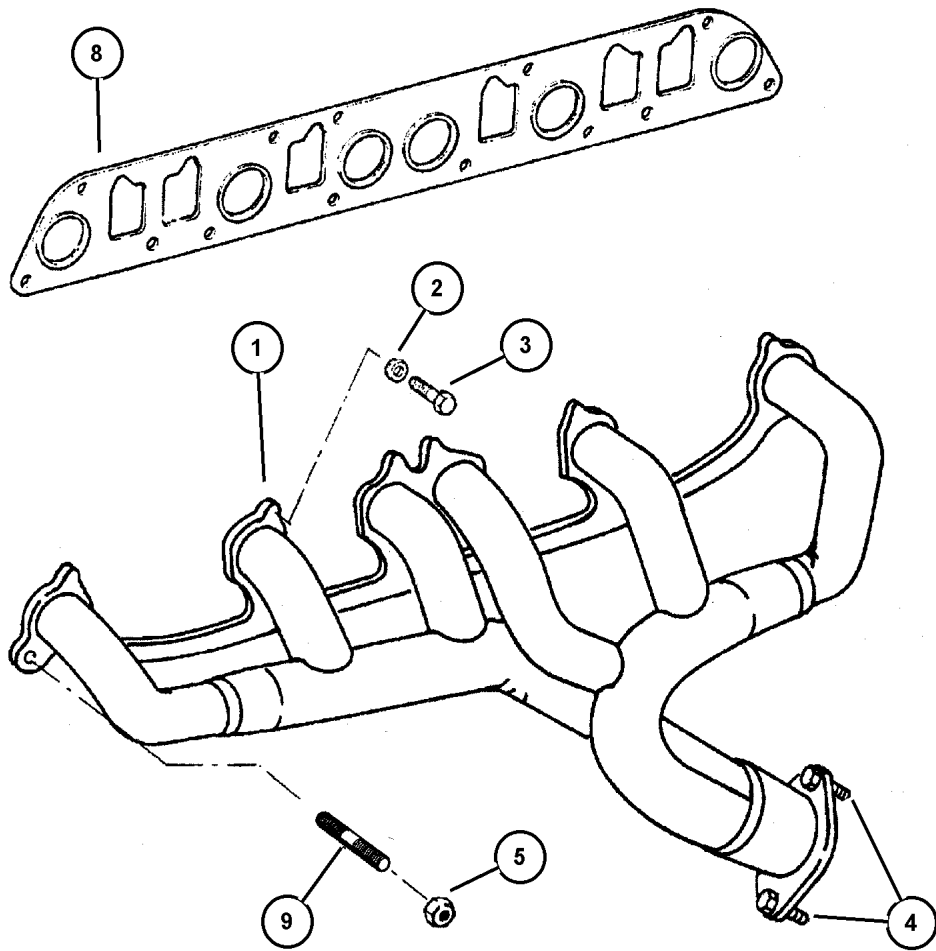
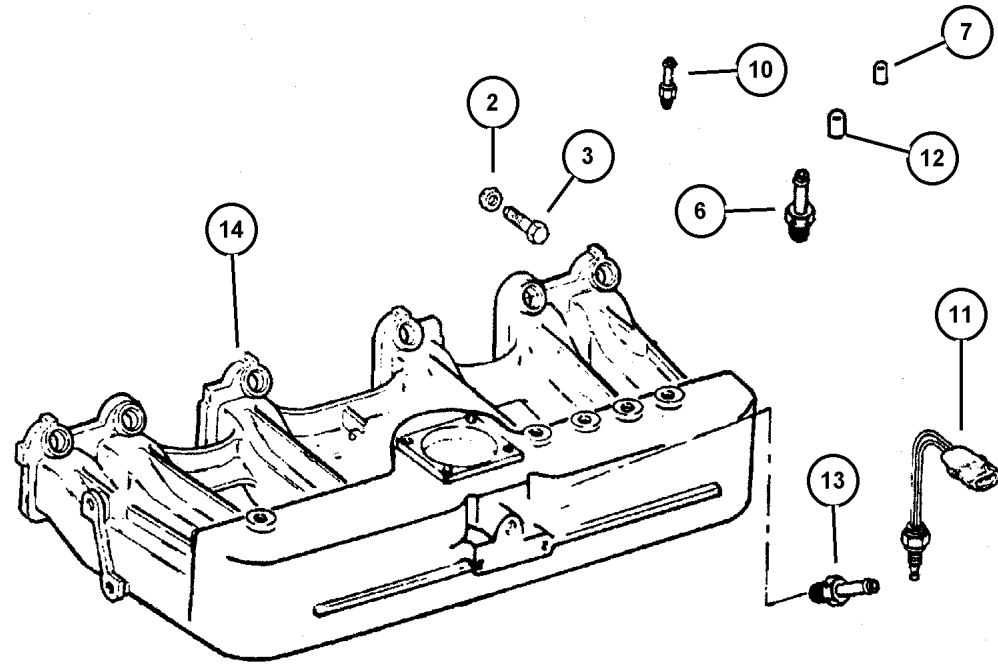
SERIES	LINE	BODY	ENGINE	TRANSMISSION
L = Low Line	J = 4WD T = 2WD	74 = 4 Door	ERH, ER0 = 4.0L Power Tech I-6. ELF, EL0 = 5.2L V8 MPI EML, EM0 = 5.9L V8 MPI	DGW = 4 Speed Auto. 44RE DGK = 4 Speed Auto. 42RE DGT = 4 Speed Auto. 46RE DGO = All Speed Auto.

AR = Use as required - = Non illustrated part # = New this model year

October 20, 2004

**Manifold, Intake and Exhaust 4.0L (ERH) Engine
Figure 4.0L-810**

ITEM	PART NUMBER	QTY	LINE	SERIES	BODY	ENGINE	TRANS	TRIM	DESCRIPTION
1	4883 385	1				ER0			MANIFOLD, Exhaust
2	3300 4255	11				ER0			WASHER, Manifold Retaining
3	J018 6622	8				ER0			BOLT, Hex Head, .375-16x1.25
4	J400 7109	2				ER0			STUD, .375-16x1.69
5	6034 984	2				ER0			NUT, Hex Flange Lock, .375-24
6	5302 0027	1				ER0			FITTING, Vacuum
7	3580 171	1				ER0			CAP, Brake Check Valve
8	5301 0238	1				ER0			GASKET, Intake/Exhaust Manifold
9	5301 0165	2				ER0			STUD, .375-16/.375-24x1.75
10	5303 0756	1				ER0			FITTING, Vacuum, 90 Degree
11	5602 7872	1				ER0			SENSOR, Air Temperature
12	3580 172	1				ER0			CAP, Vacuum
13	4854 194	1				ER0			FITTING, Vacuum
14	5301 0237	1				ER0			MANIFOLD, Intake



JEEP GRAND CHEROKEE (ZJ)

SERIES	LINE	BODY	ENGINE	TRANSMISSION
L = Low Line	J = 4WD T = 2WD	74 = 4 Door	ERH, ER0 = 4.0L Power Tech I-6. ELF, EL0 = 5.2L V8 MPI EML, EM0 = 5.9L V8 MPI	DGW = 4 Speed Auto. 44RE DGK = 4 Speed Auto. 42RE DGT = 4 Speed Auto. 46RE DGO = All Speed Auto.

AR = Use as required - = Non illustrated part # = New this model year

October 20, 2004

Group - 5.2L

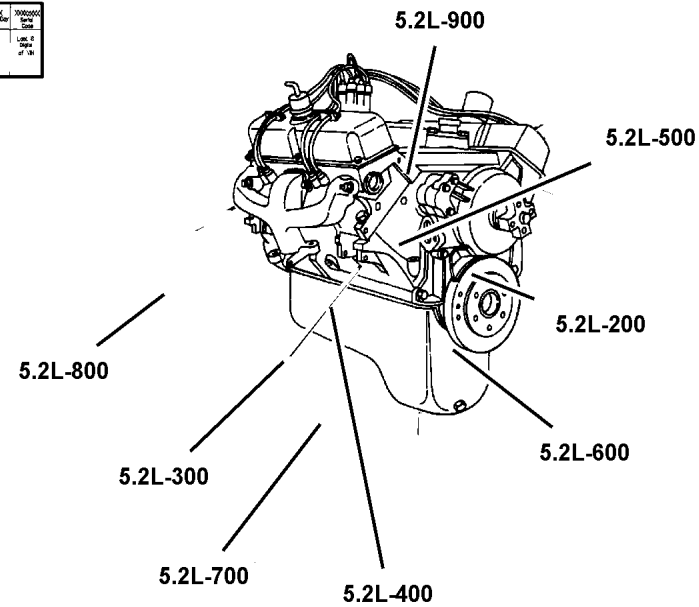
Engine 5.2L Eight Cylinder

GROUP 5.2L - Engine 5.2L Eight Cylinder

Illustration Title

Group-Fig. No.

1	2	3	4	5	6	7	8	9	10	11	12	13	14	15	16	17	18	19	20	21	22	23	24	25	26	27	28	29	30	31	32	33	34	35	36	37	38	39	40	41	42	43	44	45	46	47	48	49	50	51	52	53	54	55	56	57	58	59	60	61	62	63	64	65	66	67	68	69	70	71	72	73	74	75	76	77	78	79	80	81	82	83	84	85	86	87	88	89	90	91	92	93	94	95	96	97	98	99	100
---	---	---	---	---	---	---	---	---	----	----	----	----	----	----	----	----	----	----	----	----	----	----	----	----	----	----	----	----	----	----	----	----	----	----	----	----	----	----	----	----	----	----	----	----	----	----	----	----	----	----	----	----	----	----	----	----	----	----	----	----	----	----	----	----	----	----	----	----	----	----	----	----	----	----	----	----	----	----	----	----	----	----	----	----	----	----	----	----	----	----	----	----	----	----	----	----	----	----	-----



Cylinder Head

Cylinder Head 5.2L (ELF) Engine Fig. 5.2L-210

Cylinder Block

Cylinder Block 5.2L (ELF) Engine Fig. 5.2L-310

Crankshaft, Piston and Torque Converter

Crankshaft, Piston and Torque Converter 5.2L (ELF) Engine Fig. 5.2L-410

Camshafts & Valves

Camshaft and Valves 5.2L (ELF) Engine Fig. 5.2L-510

Timing Belt and Cover

Timing Gear and Cover 5.2L (ELF) Engine Fig. 5.2L-610

Engine Oiling

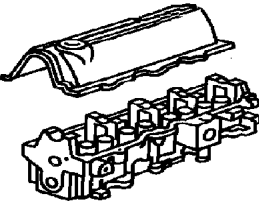
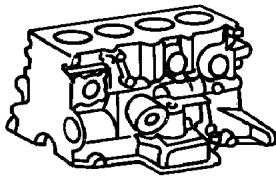

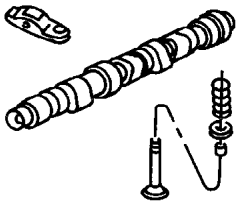
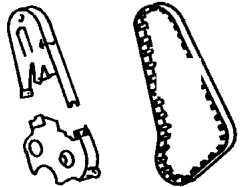

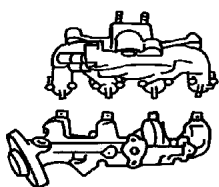
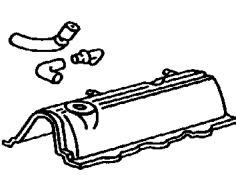
Engine Oiling 5.2L (ELF) Engine Fig. 5.2L-710

Manifolds

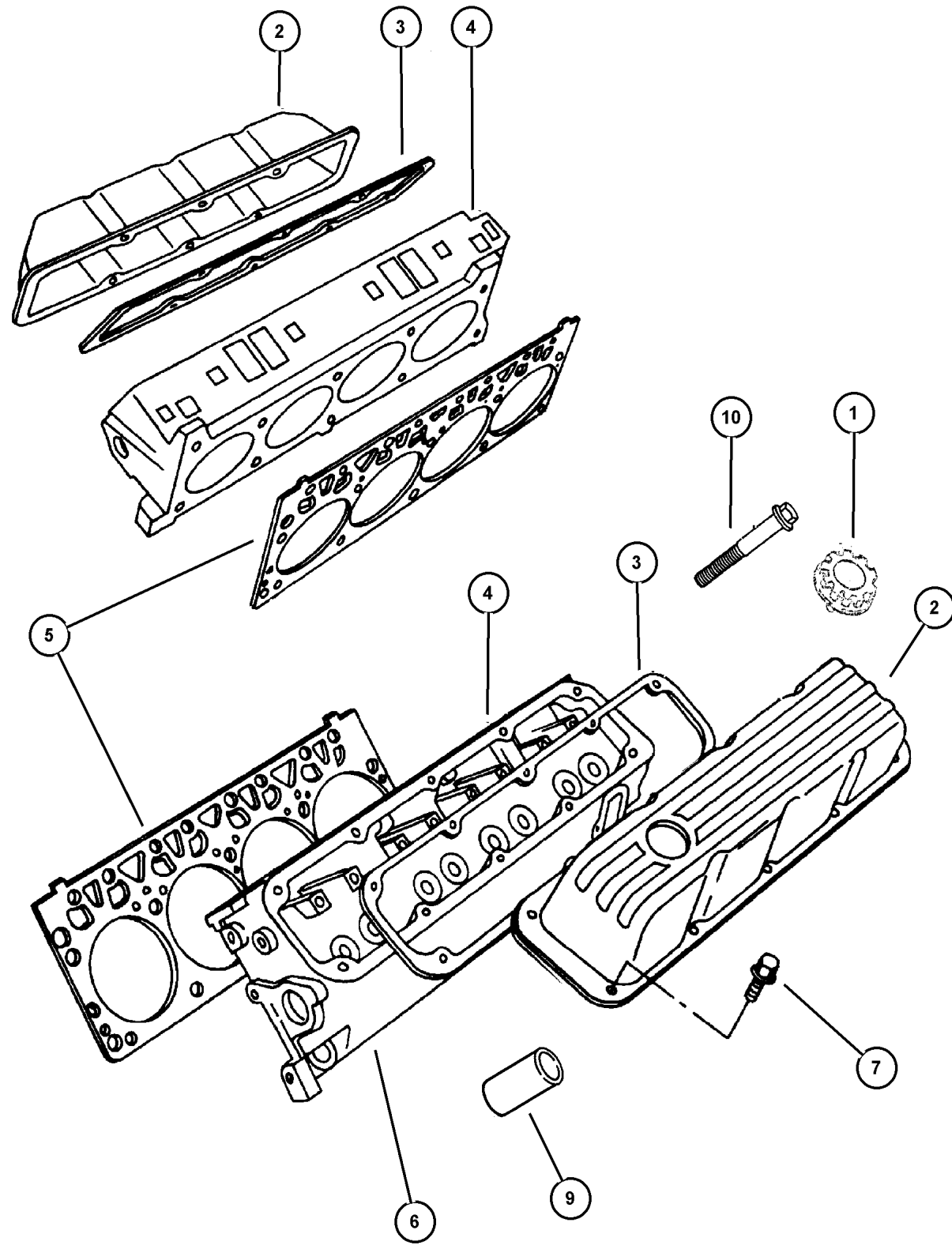
Manifold, Intake and Exhaust 5.2L (ELF) Engine Fig. 5.2L-810

Crankcase Ventilation

Crankcase Ventilation 5.2L (ELF) Engine Fig. 5.2L-910

<p>5.2L-200 Cylinder Head</p> 	<p>5.2L-300 Cylinder Block</p> 	<p>5.2L-400 Crankshaft, Piston and Torque Converter</p> 	<p>5.2L-500 Camshafts & Valves</p> 
<p>5.2L-600 Timing Belt and Cover</p> 	<p>5.2L-700 Engine Oiling</p> 	<p>5.2L-800 Manifolds</p> 	<p>5.2L-900 Crankcase Ventilation</p> 

**Cylinder Head 5.2L (ELF) Engine
Figure 5.2L-210**



ITEM	PART NUMBER	QTY	LINE	SERIES	BODY	ENGINE	TRANS	TRIM	DESCRIPTION
NOTE: Packages Do Not Contain Gaskets For All Required Sealing. R.T.V. Sealer And Gasket Eliminator Must Also Be Used.									
GASKET PACKAGE, Engine Upper - 04897385AA									
1	4777 536	1				EL0, EM0			CAP, Oil Filler
2									COVER, Cylinder Head
	53020 340AB	1				EL0, EM0			w/Oil Fill Hole
	53020 612AB	1				EL0, EM0			w/o Oil Fill Hole
3	5300 6695	2				EL0, EM0			GASKET, Valve Cover
4	5302 1137	2				EM0			HEAD, Cylinder
5	5302 0490	2				EL0			GASKET, Cylinder Head
6	4556 020	2				EM0			PLUG, Core, 1.25 Diameter
7	6035 878AA	12				EM0			STUD
-8	6035 877AA	7				EM0			SCREW AND WASHER, Hex Head, .25-20x.875
9	5302 0419	8				EL0, EM0			SHIELD, Heat
10									BOLT, Cylinder Head
	6034 690	10				EL0, EM0			.50-13x2.00
	6034 691	10				EL0, EM0			.50x4.625

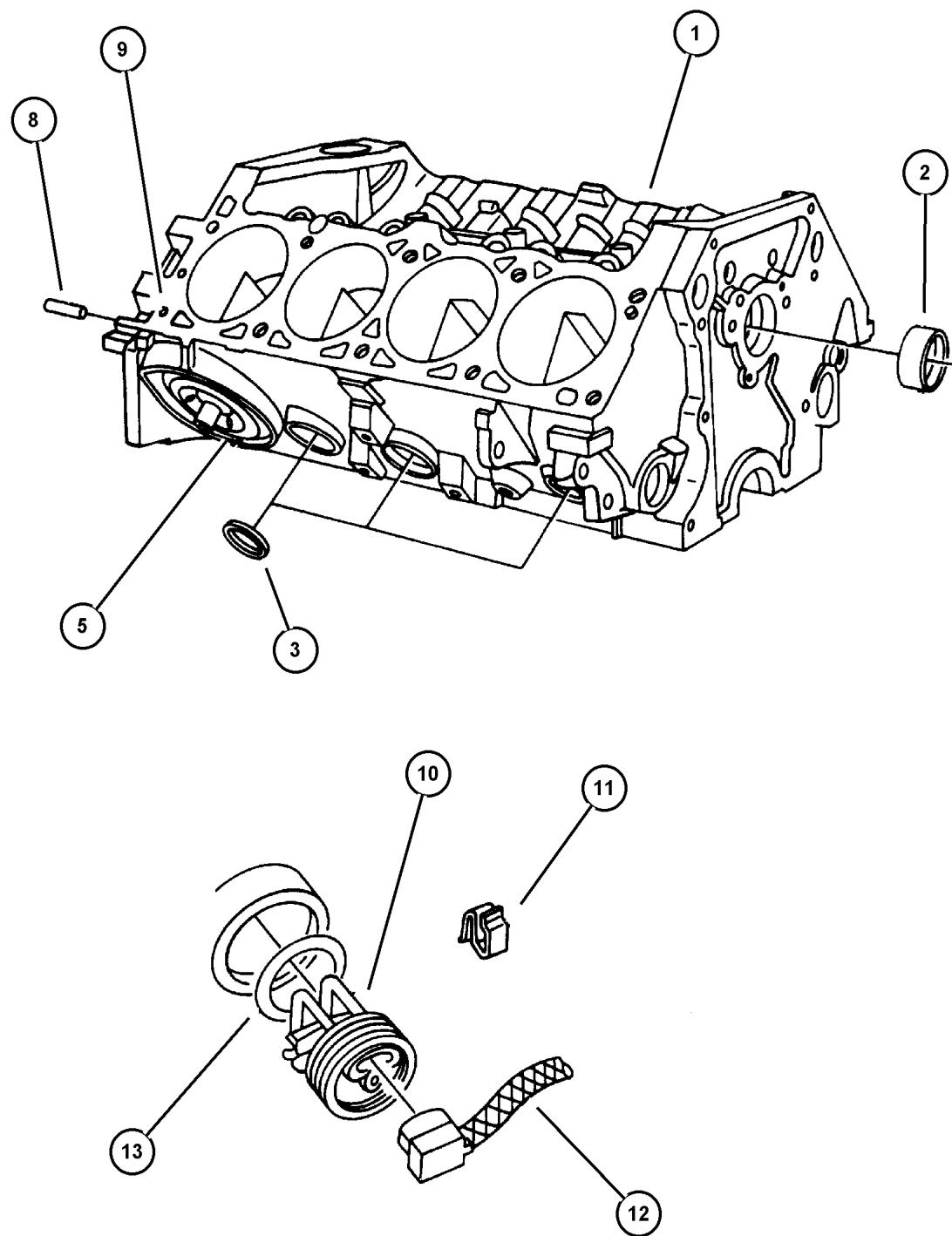
JEEP GRAND CHEROKEE (ZJ)

SERIES	LINE	BODY	ENGINE	TRANSMISSION
L = Low Line	J = 4WD T = 2WD	74 = 4 Door	ERH, ER0 = 4.0L Power Tech I-6. ELF, EL0 = 5.2L V8 MPI EML, EM0 = 5.9L V8 MPI	DGW = 4 Speed Auto. 44RE DGK = 4 Speed Auto. 42RE DGT = 4 Speed Auto. 46RE DGO = All Speed Auto.

AR = Use as required - = Non illustrated part # = New this model year

October 20, 2004

**Cylinder Block 5.2L (ELF) Engine
Figure 5.2L-310**



ITEM	PART NUMBER	QTY	LINE	SERIES	BODY	ENGINE	TRANS	TRIM	DESCRIPTION
NOTE: Packages Do Not Contain Gaskets For All Required Sealing. R.T.V. Sealer And Gasket Eliminator Must Also Be Used.									
GASKET PACKAGE, Engine Lower - 04720740									
1	4713 602	1				ELO			BLOCK, Short
2	3830 603	1				ELO			BEARING, Camshaft, #1
3	4556 020	1				ELO			PLUG, Core, 1.25 Diameter
-4	4556 022	9				ELO			PLUG, Core, 1.625 Diameter
5	3751 818	2				ELO			PLUG, Pipe
-6	5300 9518	1				ELO			PLUG, Cylinder Block Oil Hole
-7									PLUG, Cylinder Block Oil Hole, (NOT SERVICED) (Not Serviced)
8	1122 532	2				ELO			DOWEL, Block To Clutch Housing
9	0141 215	4				ELO			DOWEL, .312 x .500
10	4798 276	1				ELO,			HEATER PACKAGE, Engine Block
						EMO			
11									CLIP, (NOT SERVICED) (Not Serviced)
12	5602 7117	1				ELO,			CORD, Engine Block Heater
						EMO			
13	6501 446	1				ELO,			O RING, Engine Block Heater
						EMO			

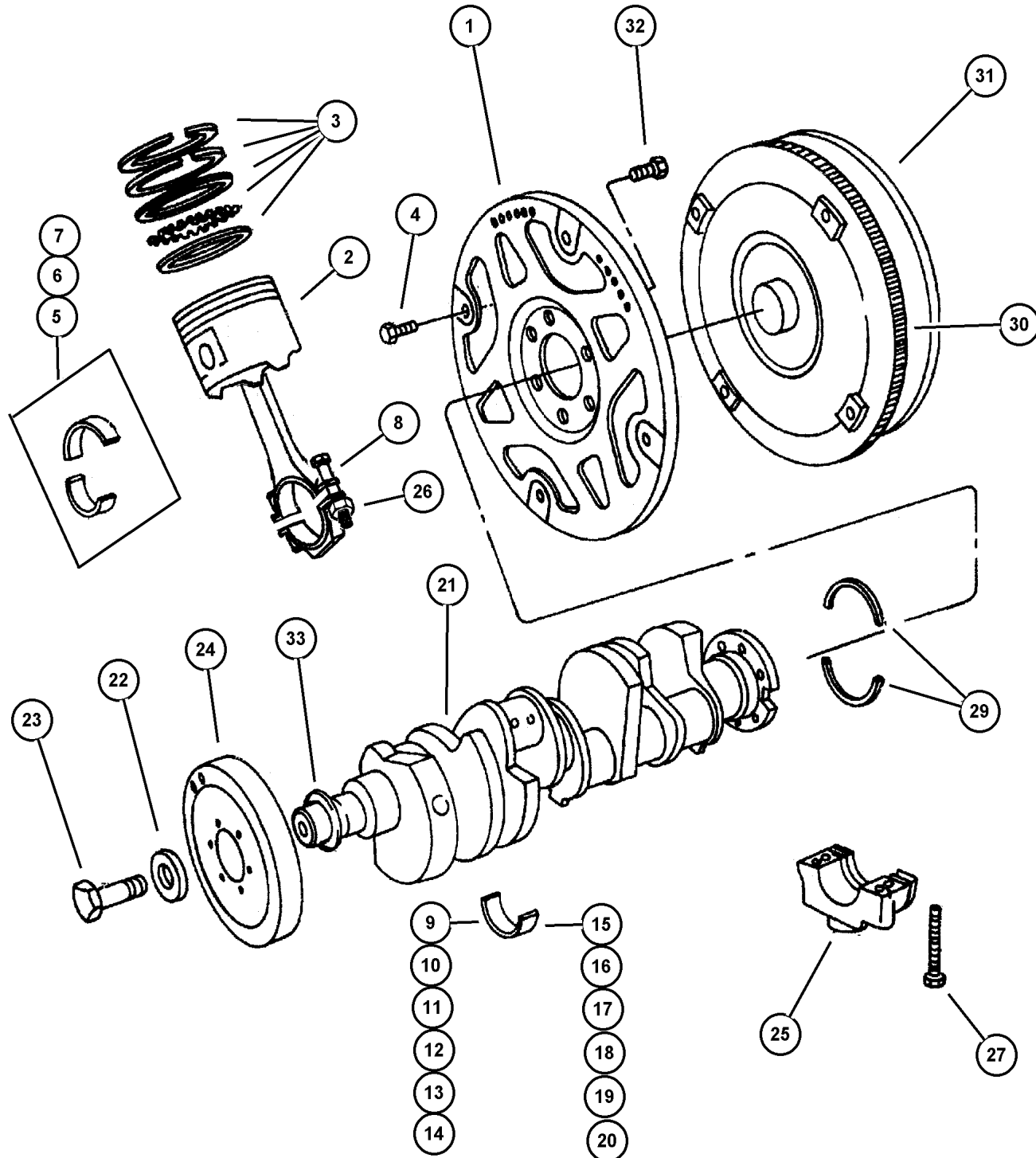
JEEP GRAND CHEROKEE (ZJ)				
SERIES	LINE	BODY	ENGINE	TRANSMISSION
L = Low Line	J = 4WD T = 2WD	74 = 4 Door	ERH, ER0 = 4.0L Power Tech I-6. ELF, ELO = 5.2L V8 MPI EML, EMO = 5.9L V8 MPI	DGW = 4 Speed Auto. 44RE DGK = 4 Speed Auto. 42RE DGT = 4 Speed Auto. 46RE DGO = All Speed Auto.

AR = Use as required - = Non illustrated part # = New this model year

October 20, 2004

**Crankshaft, Piston and Torque Converter 5.2L (ELF) Engine
Figure 5.2L-410**

ITEM	PART NUMBER	QTY	LINE	SERIES	BODY	ENGINE	TRANS	TRIM	DESCRIPTION
1	5211 8255	1				EL0	DG0		PLATE, Torque Converter Drive
2									PISTON PIN AND ROD
	4778 855	4				EL0			#1,3,5,7 B Size, 3.90925
	4778 856	4				EL0			#2,4,6,8 B Size, 3.90925
	4778 859	4				EL0			#1,3,5,7 D Size, 3.91025
	4778 857	4				EL0			#1,3,5,7 C Size, 3.90975
	4778 858	4				EL0			#2,4,6,8 C Size, 3.90975
	4778 860	4				EL0			#2,4,6,8 D Size, 3.91025
3	4720 727	4				EL0			RING PACKAGE, Piston
4	1949 765	4					DG0		SCREW, Hex Head Header Point, .312-24x.44
5	2421 305	8				EL0			BEARING, Connecting Rod, STD.
6	2421 306	AR				EL0			BEARING, Connecting Rod, .001" U/S
7	2421 309	AR				EL0			BEARING, Connecting Rod, .010" U/S
8	6033 715	8				EL0			BOLT, Connecting Rod
9	4397 776	1				EL0			BEARING PACKAGE, Crankshaft, Standard Size, #1
10	4397 780	AR				EL0			BEARING PACKAGE, Crankshaft, .001 Undersize, #1
11	4397 792	AR				EL0			BEARING PACKAGE, Crankshaft, .010 Undersize, #1
12	4397 777	2				EL0			BEARING PACKAGE, Crankshaft, Standard Size, #2,4
13	4397 781	AR				EL0			BEARING PACKAGE, Crankshaft, .001 Undersize, #2,4
14	4397 793	AR				EL0			BEARING PACKAGE, Crankshaft, .010 Undersize, #2,4
15	4720 595	1				EL0			BEARING, Crankshaft, STD., #3
16	4720 596	AR				EL0			BEARING PACKAGE, Crankshaft, .001 Undersize, #3
17	4720 593	1				EL0			BEARING PACKAGE, Crankshaft, .010 Undersize, #3
18	4397 701	1				EL0			BEARING PACKAGE, Crankshaft, Standard Size, #5
19	4397 702	AR				EL0			BEARING PACKAGE, Crankshaft, .001 Undersize, #5
20	4397 705	1				EL0			BEARING PACKAGE, Crankshaft, .010 Undersize, #5
21	5302 0603	1				EL0	DG0		CRANKSHAFT



JEEP GRAND CHEROKEE (ZJ)

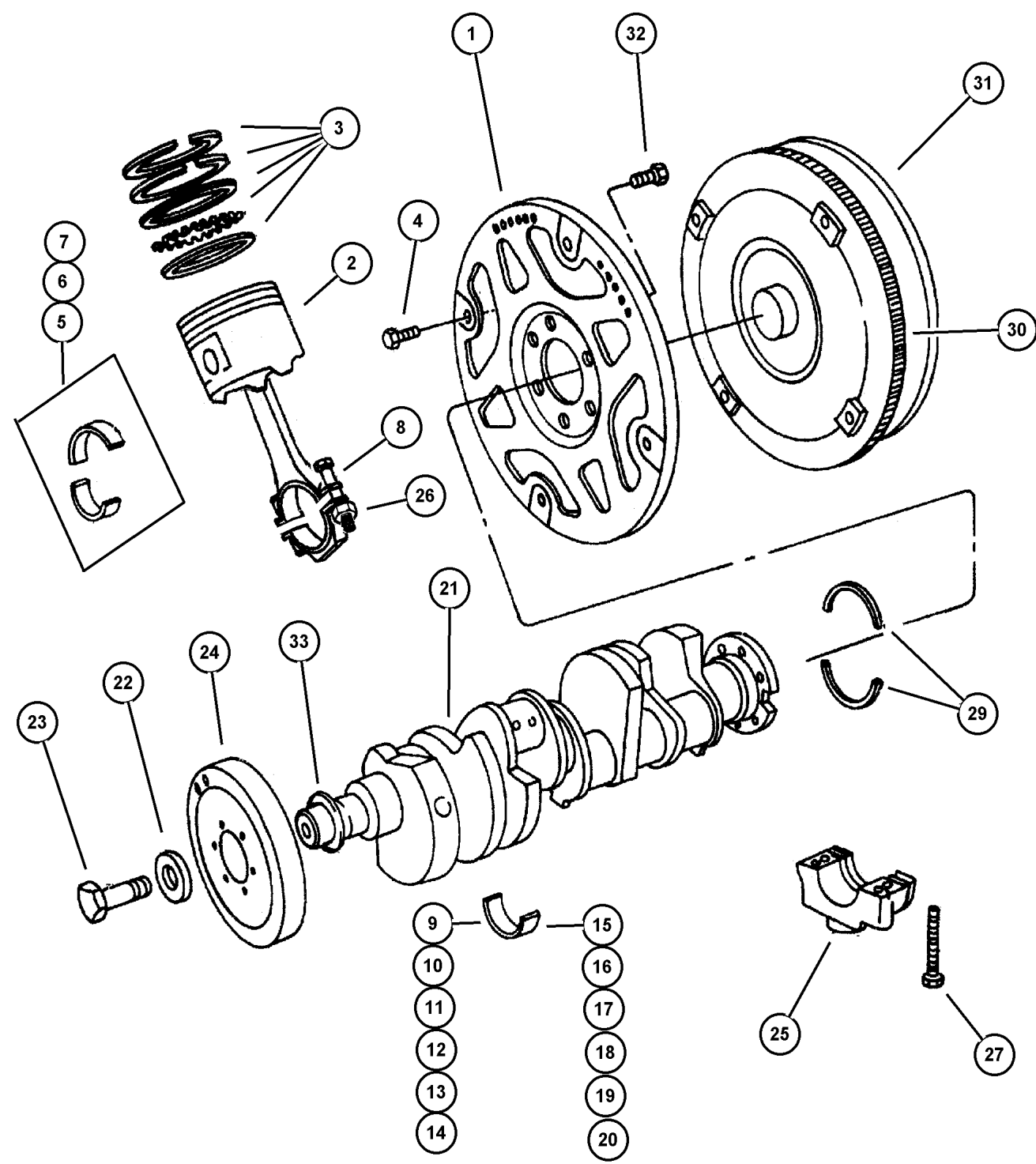
SERIES	LINE	BODY	ENGINE	TRANSMISSION
L = Low Line	J = 4WD T = 2WD	74 = 4 Door	ERH, ER0 = 4.0L Power Tech I-6. ELF, EL0 = 5.2L V8 MPI EML, EM0 = 5.9L V8 MPI	DGW = 4 Speed Auto. 44RE DGK = 4 Speed Auto. 42RE DGT = 4 Speed Auto. 46RE DG0 = All Speed Auto.

AR = Use as required - = Non illustrated part # = New this model year

October 20, 2004

**Crankshaft, Piston and Torque Converter 5.2L (ELF) Engine
Figure 5.2L-410**

ITEM	PART NUMBER	QTY	LINE	SERIES	BODY	ENGINE	TRANS	TRIM	DESCRIPTION
22	1855 561	1				ELO,			WASHER, Flat, .78x1.9x.250
						EMO			
23	1821 414	1				ELO,			SCREW, Hex Head Header Point, .75-16x2.25
						EMO			
24	5302 0229	1				ELO			DAMPER, Crankshaft
25									CAP, Serviced in Block, (NOT SERVICED) (Not Serviced)
26	6032 296	8				ELO			NUT, Hex, .375-24
27	6027 264	8				ELO			SCREW, Socket Hex Head, .50-13x3.25, #1,2,3
-28	6033 300	2				ELO			SCREW, Cap, .50-13x2.80, #4
29	4778 228	1				ELO			SEAL PACKAGE, Crankshaft
30	3515 203	1				ELO	DG0		GEAR, Ring
31	4736 599	1				ELO	DG0		TORQUE CONVERTER
32	1949 424	6				ELO,	DG0		SCREW, Hex Head Header Point, .75-16x2.25
						EMO			
33	6035 948AA	1				ELO,			WASHER, Sealing
						EMO			



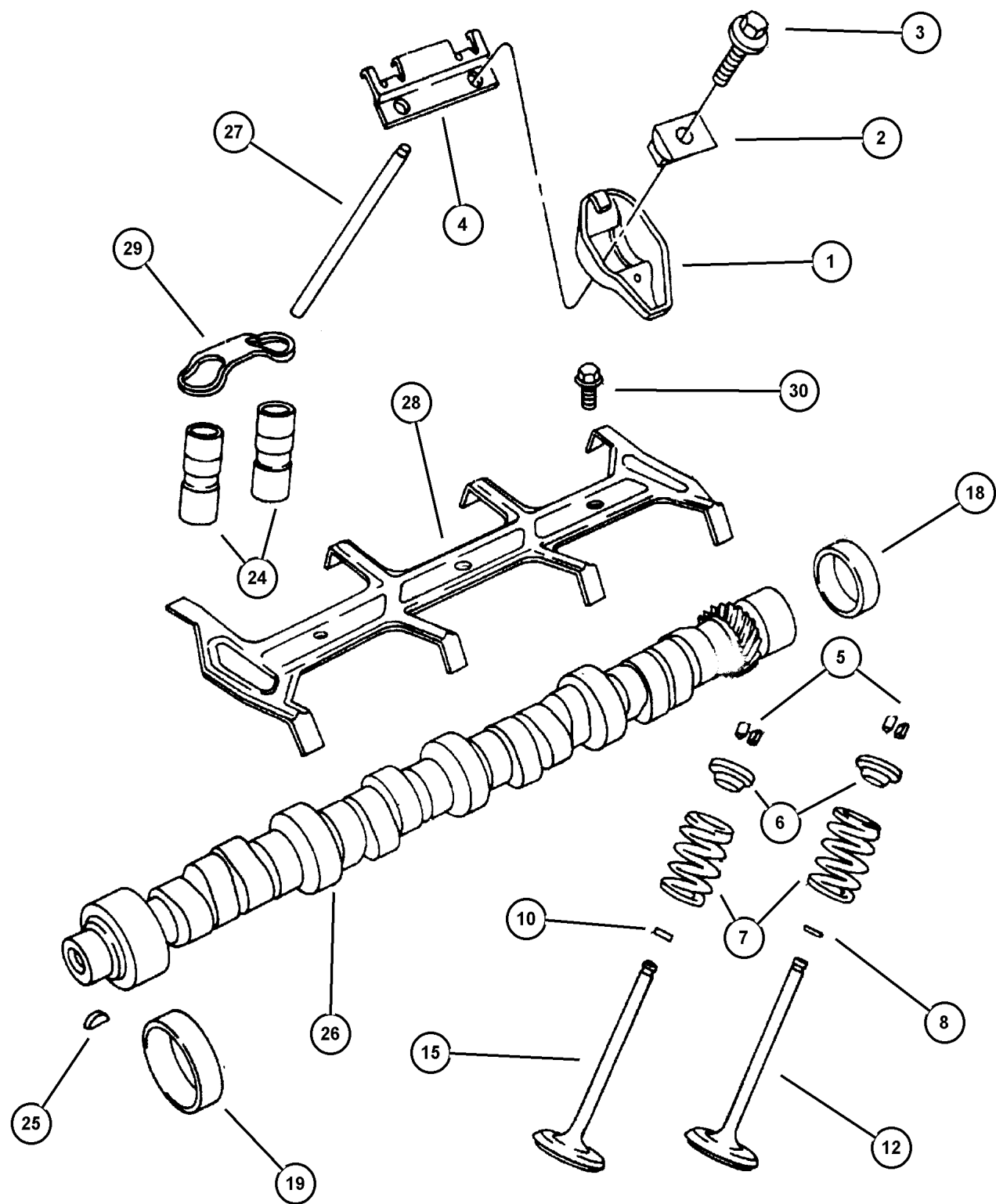
JEEP GRAND CHEROKEE (ZJ)

SERIES	LINE	BODY	ENGINE	TRANSMISSION
L = Low Line	J = 4WD T = 2WD	74 = 4 Door	ERH, ER0 = 4.0L Power Tech I-6. ELF, ELO = 5.2L V8 MPI EML, EMO = 5.9L V8 MPI	DGW = 4 Speed Auto. 44RE DGK = 4 Speed Auto. 42RE DGT = 4 Speed Auto. 46RE DG0 = All Speed Auto.

AR = Use as required - = Non illustrated part # = New this model year

October 20, 2004

Camshaft and Valves 5.2L (ELF) Engine Figure 5.2L-510



ITEM	PART NUMBER	QTY	LINE	SERIES	BODY	ENGINE	TRANS	TRIM	DESCRIPTION
1	5300 8282	16				EL0, EMO			ROCKER ARM, Valve
2	5300 8283	16				EL0, EMO			PIVOT, Rocker Arm
3	6034 184	16				EL0, EMO			BOLT, Hex Flange Head, .312-18x1.72
4	5300 8633	8				EL0, EMO			RETAINER, Rocker Arm Pivot
5	3300 3521	32				EL0, EMO			LOCK, Valve Spring Retainer
6	3300 4626	16				EL0, EMO			RETAINER, Valve Spring
7	5302 1056	16				EL0, EMO			SPRING, Valve
8	5300 9886	8				EL0, EMO			SEAL, Valve Guide, Standard, .003 O/S
-9	3300 3016	AR				EL0			SEAL, Valve Guide, .015" Oversize
10	5300 9887	8				EL0, EMO			SEAL, Valve Guide
-11	3300 2733	AR				EL0			SEAL, Valve Guide, .015" Oversize
12	5300 6723	8				EL0, EMO			VALVE, Intake, Standard
-13	5300 9287	AR				EL0			VALVE, Intake, .003" O/S
-14	5300 9285	AR				EL0			VALVE, Intake, .015" O/S
15	5300 6724	8				EL0, EMO			VALVE, Exhaust, Standard
-16	5300 9291	AR				EL0			VALVE, Exhaust, .003" O/S
-17	5300 9289	AR				EL0			VALVE, Exhaust, .015" O/S
18	2863 071	1				EL0			PLUG, Camshaft
19	3830 603	1				EL0			BEARING, Camshaft, #1
-20	4179 776	1				EL0			BEARING, Camshaft, #2
-21	4179 777	1				EL0			BEARING, Camshaft, #3
-22	4179 778	1				EL0			BEARING, Camshaft, #3 or #4
-23	1632 526	1				EL0			BEARING, Camshaft, #4 or #5
24	4713 439	16				EL0, EMO			TAPPET PACKAGE, Valve
25	0431 787	1				EL0, EMO			KEY, Camshaft Sprocket
26	5302 0283	1				EL0			CAMSHAFT, Engine
27	5300 6722	16				EL0, EMO			PUSH ROD, Valve

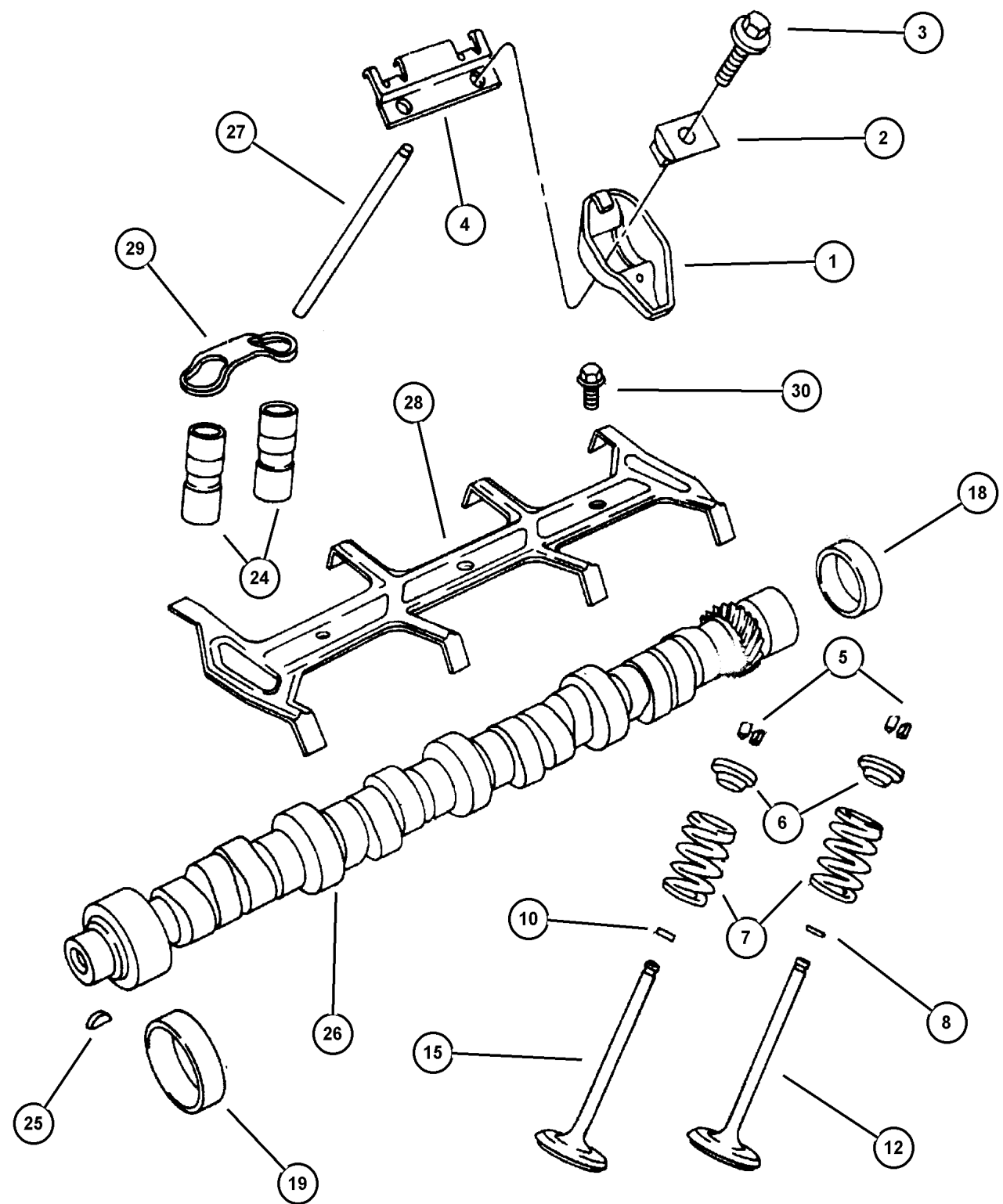
JEEP GRAND CHEROKEE (ZJ)

SERIES	LINE	BODY	ENGINE	TRANSMISSION
L = Low Line	J = 4WD T = 2WD	74 = 4 Door	ERH, ER0 = 4.0L Power Tech I-6. ELF, EL0 = 5.2L V8 MPI EML, EM0 = 5.9L V8 MPI	DGW = 4 Speed Auto. 44RE DGK = 4 Speed Auto. 42RE DGT = 4 Speed Auto. 46RE DGO = All Speed Auto.

AR = Use as required - = Non illustrated part # = New this model year

October 20, 2004

Camshaft and Valves 5.2L (ELF) Engine
Figure 5.2L-510



ITEM	PART NUMBER	QTY	LINE	SERIES	BODY	ENGINE	TRANS	TRIM	DESCRIPTION
28	4323 207	1				EL0, EMO			RETAINER, Tappet Yoke Aligning
29	4483 045	8				EL0, EMO			YOKE, Tappet Aligning
30	6034 483	3				EL0, EMO			SCREW, Hex Head Coned, .312-18x.875

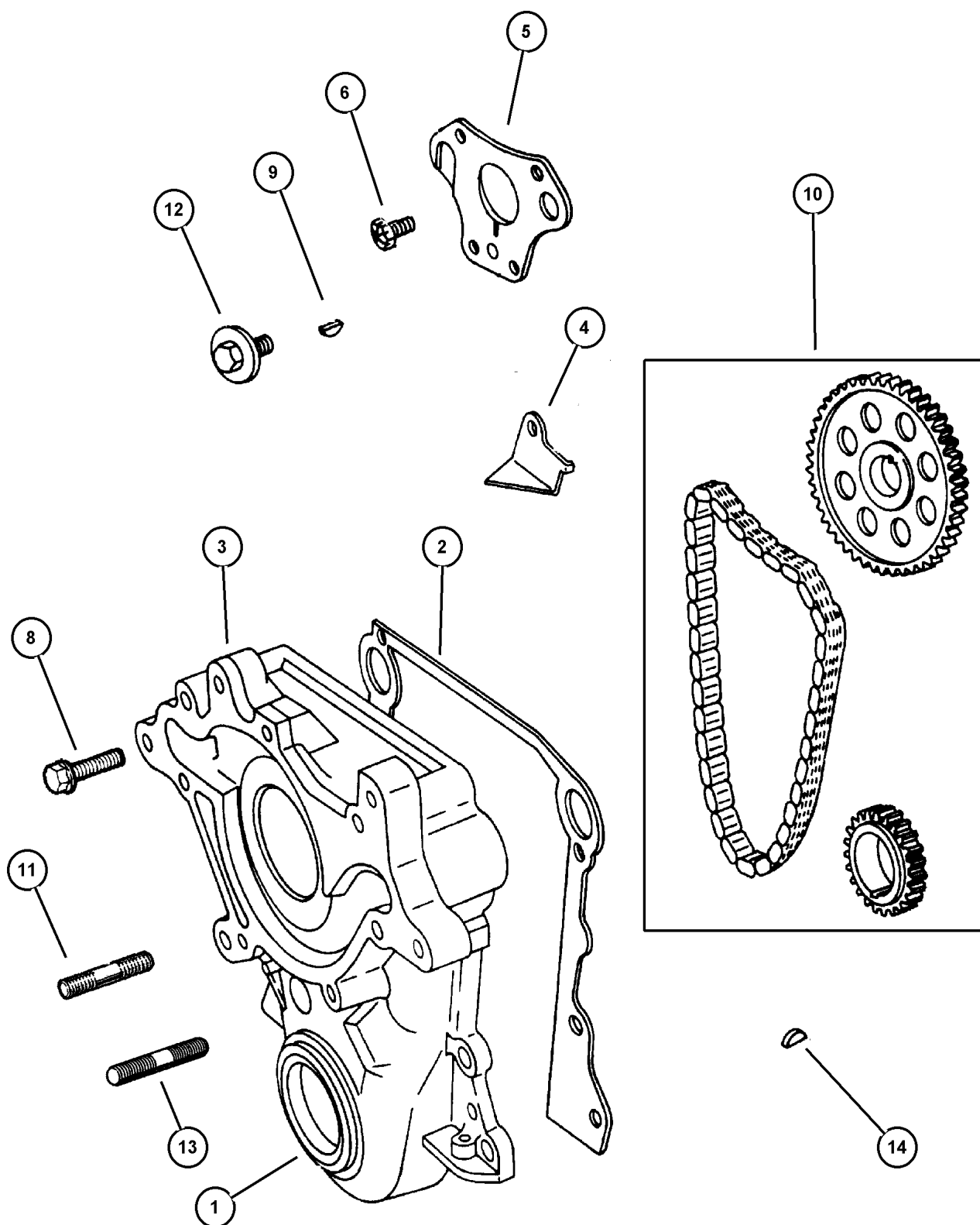
JEEP GRAND CHEROKEE (ZJ)

SERIES	LINE	BODY	ENGINE	TRANSMISSION
L = Low Line	J = 4WD T = 2WD	74 = 4 Door	ERH, ER0 = 4.0L Power Tech I-6. ELF, EL0 = 5.2L V8 MPI EML, EMO = 5.9L V8 MPI	DGW = 4 Speed Auto. 44RE DGK = 4 Speed Auto. 42RE DGT = 4 Speed Auto. 46RE DGO = All Speed Auto.

AR = Use as required - = Non illustrated part # = New this model year

October 20, 2004

**Timing Gear and Cover 5.2L (ELF) Engine
Figure 5.2L-610**



ITEM	PART NUMBER	QTY	LINE	SERIES	BODY	ENGINE	TRANS	TRIM	DESCRIPTION
1	4897 297AA	1				EL0			SEAL PACKAGE, Timing Case Cover
2	5302 1057	1				EL0, EM0			GASKET, Chain Case Cover
3	4897 723AA	1				EL0			COVER PACKAGE, Engine Timing
4	3671 649	1				EL0, EM0			TAB, Timing Chain Oil
5	4315 764	1				EL0, EM0			PLATE, Camshaft Thrust
6									SCREW, Hex Head, .312-18.625, (NOT REQUIRED)
-7	1947 953	3				EL0, EM0			SCREW AND WASHER, Hex Head
8	6034 479	1				EL0, EM0			BOLT, Hex Head, .375-16x2.25
9	6029 411	1				EL0			KEY, Crankshaft Sprocket
10	8350 7095	1				EL0			CHAIN PACKAGE, Timing
11	6034 452	1				EL0, EM0			STUD, .375-16x.375-16x2.38
12	6034 321	1				EL0, EM0			SCREW AND WASHER, Hex Head, Coned, Header, .437-14x1.375
13	6034 453	2				EL0, EM0			STUD, .375-16x.375-16x1.63
14	6029 411	1				EL0			KEY, Crankshaft Sprocket

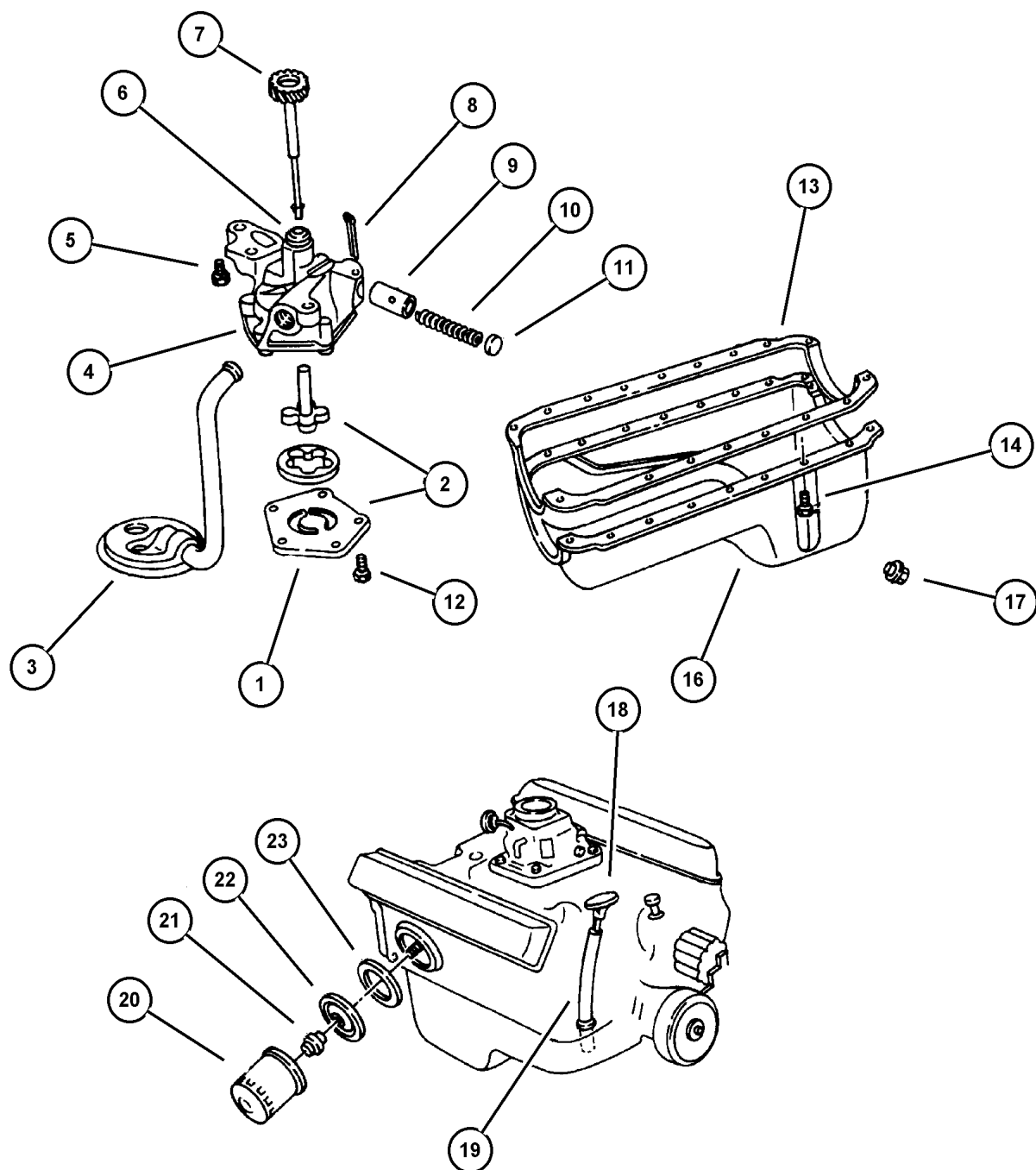
JEEP GRAND CHEROKEE (ZJ)

SERIES	LINE	BODY	ENGINE	TRANSMISSION
L = Low Line	J = 4WD T = 2WD	74 = 4 Door	ERH, ER0 = 4.0L Power Tech I-6. ELF, EL0 = 5.2L V8 MPI EML, EM0 = 5.9L V8 MPI	DGW = 4 Speed Auto. 44RE DGK = 4 Speed Auto. 42RE DGT = 4 Speed Auto. 46RE DGO = All Speed Auto.

AR = Use as required - = Non illustrated part # = New this model year

October 20, 2004

**Engine Oiling 5.2L (ELF) Engine
Figure 5.2L-710**



ITEM	PART NUMBER	QTY	LINE	SERIES	BODY	ENGINE	TRANS	TRIM	DESCRIPTION
1	4071 043	1				ELO			COVER, Engine Oil Pump
2	3837 648	1				ELO			SHAFT AND ROTOR PACKAGE, Oil Pump
3	5302 0462	1				ELO			PICKUP, Engine Oil
4	5300 9295	1				ELO			PUMP, Engine Oil
5	0179 842	2				ELO, EMO			SCREW, Hex Head Header Point, .375-16x1.375
6	1737 725	1				ELO			BUSHING, Oil Pump and Distributor
7	5302 0546	1				ELO, EMO			SHAFT, Oil Pump
8	0108 636	1				ELO			PIN, Cotter
9	2843 208	1				ELO			PLUNGER, Oil Pressure Relief Valve
10	2402 473	1				ELO			SPRING, Oil Pressure Relief Valve
11	2806 273	1				ELO			CAP, Oil Pressure Relief Valve
12	0220 480	5				ELO			SCREW, Hex Head Header Point, .25-20x.75
13	5300 5650	1				ELO			GASKET, Oil Pan
14	6034 483	18				ELO, EMO			SCREW, Hex Head Coned, .312-18x.875
-15	6034 733	1				ELO, EMO			STUD, .312-18/.250-20x1.680
16	5302 0913	1				ELO			PAN, Engine Oil
17	6035 417	1				ELO			PLUG, Oil Drain
18	5302 0948	1				ELO, EMO			INDICATOR, Engine Oil Level
19	5300 9121	1				ELO, EMO			TUBE, Engine Oil Indicator
20	5281 090	1				ELO, EMO			FILTER, Engine Oil
21	5300 7563	1				ELO, EMO			CONNECTOR, Oil Filter
22	5302 1053	1				ELO, EMO			PLATE, Oil Filter Adapter
23	5302 0461	1				ELO, EMO			GASKET, Oil Filter Adapter

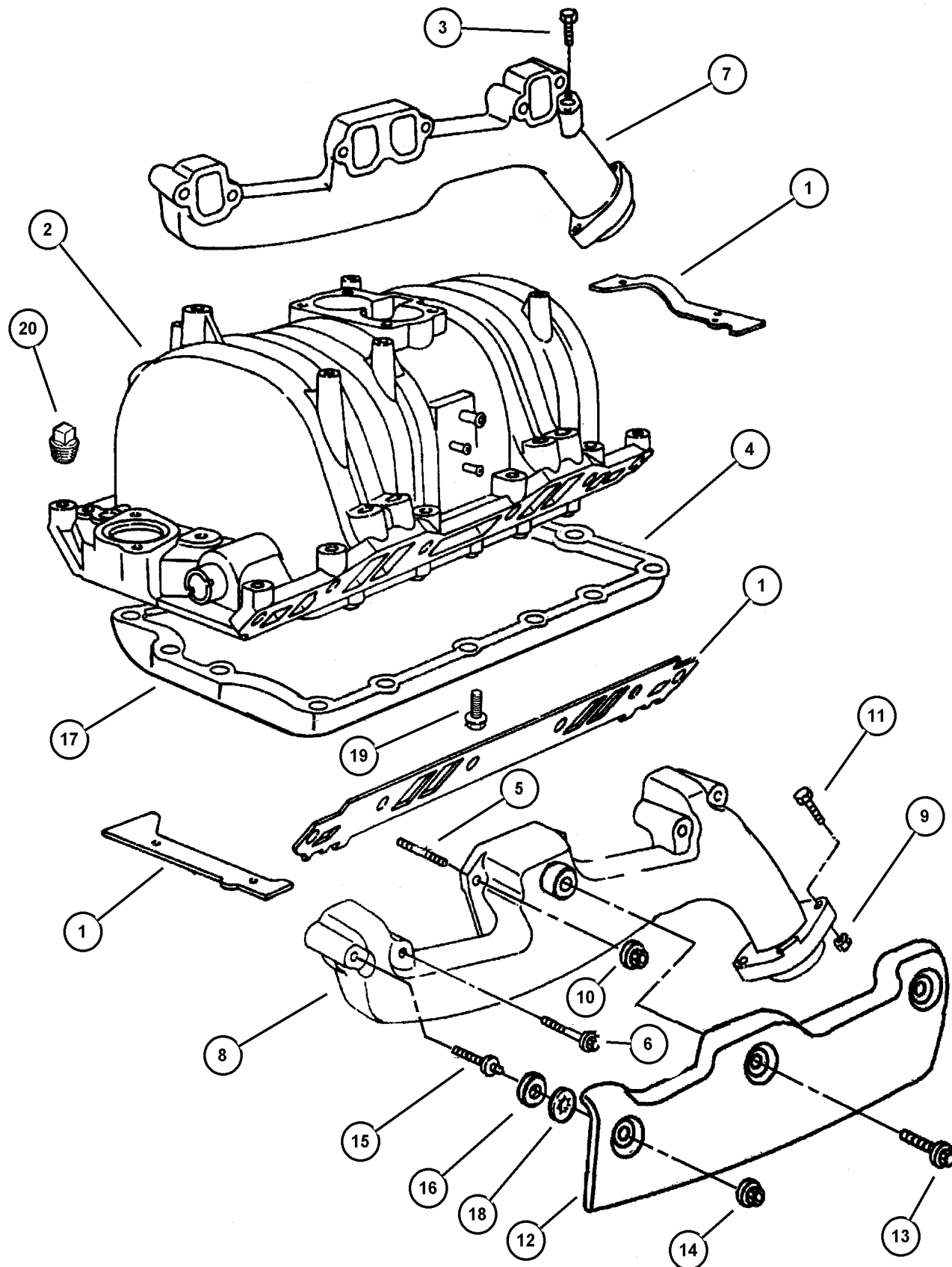
JEEP GRAND CHEROKEE (ZJ)

SERIES	LINE	BODY	ENGINE	TRANSMISSION
L = Low Line	J = 4WD T = 2WD	74 = 4 Door	ERH, ER0 = 4.0L Power Tech I-6. ELF, ELO = 5.2L V8 MPI EML, EMO = 5.9L V8 MPI	DGW = 4 Speed Auto. 44RE DGK = 4 Speed Auto. 42RE DGT = 4 Speed Auto. 46RE DGO = All Speed Auto.

AR = Use as required - = Non illustrated part # = New this model year

October 20, 2004

**Manifold, Intake and Exhaust 5.2L (ELF) Engine
Figure 5.2L-810**



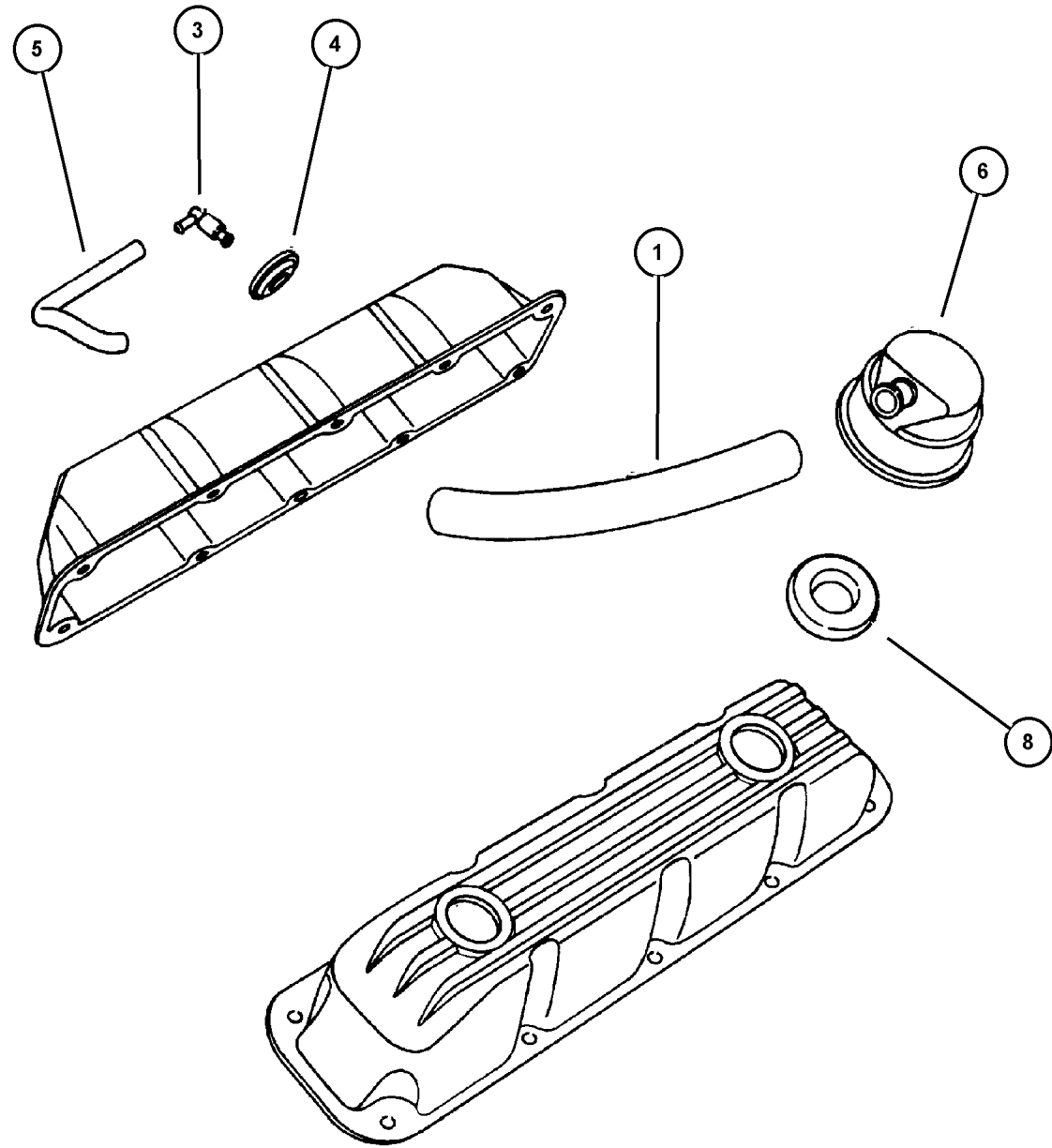
ITEM	PART NUMBER	QTY	LINE	SERIES	BODY	ENGINE	TRANS	TRIM	DESCRIPTION
NOTE: Packages Do Not Contain Gaskets For All Required Sealing. R.T.V. Sealer And Gasket Eliminator Must Also Be Used.									
1	4897 383AB	1				EL0, EM0			GASKET PACKAGE, Intake Manifold
2	4897 490AA	1				EL0, EM0			MANIFOLD, Intake
3	6035 967AA	12				EL0, EM0			SCREW AND WASHER, Hex Head
4	5300 6623	1				EL0, EM0			GASKET, Intake Manifold Pan
5	6034 643	4				EL0, EM0			STUD, .312-18/.312-24x2.25
6	6034 806	2				EL0, EM0			SCREW AND WASHER, Hex Head, .312-18x3.125
7	5303 0869	1				EL0			MANIFOLD, Exhaust
8	5300 9379	1				EL0			MANIFOLD, Exhaust
9	6031 959	4				EL0, EM0			NUT, Hex Flange Lock
10	0115 729	4				EL0, EM0			NUT, Hex, .312 x 24
11	6035 343	4				EL0, EM0			BOLT, Hex Head, .375-16x.25
12	5301 0260	1				EL0, EM0			SHIELD, Exhaust Manifold
13									SCREW, .312-18x.875, (NOT SERVICED) (Not Serviced)
14									NUT, .312-24, (NOT SERVICED) (Not Serviced)
15	6035 184	6				EL0, EM0			STUD, .312-18/.312-24x4.125
16	5301 0091	4				EL0, EM0			CLAMP, Exhaust Manifold
17	5300 6617	1				EL0, EM0			PAN, Intake Manifold
18	6026 334	4				EL0, EM0			NUT, Push, .312
19	6034 583	15				EL0, EM0			SCREW AND WASHER, Hex Head, .25-20x.892
20									PLUG, Pipe, .125-27x3.50, (NOT REQUIRED)

JEEP GRAND CHEROKEE (ZJ)				
SERIES	LINE	BODY	ENGINE	TRANSMISSION
L = Low Line	J = 4WD T = 2WD	74 = 4 Door	ERH, ER0 = 4.0L Power Tech I-6. ELF, EL0 = 5.2L V8 MPI EML, EM0 = 5.9L V8 MPI	DGW = 4 Speed Auto. 44RE DGK = 4 Speed Auto. 42RE DGT = 4 Speed Auto. 46RE DGO = All Speed Auto.

AR = Use as required - = Non illustrated part # = New this model year

October 20, 2004

**Crankcase Ventilation 5.2L (ELF) Engine
Figure 5.2L-910**



ITEM	PART NUMBER	QTY	LINE	SERIES	BODY	ENGINE	TRANS	TRIM	DESCRIPTION
1									HOSE, Crankcase Vent, (NOT REQUIRED)
-2	53030 341AB	1				EL0, EM0			TUBE, Crankcase Vent To Air Cleaner
3	5303 1135	1				EL0, EM0			VALVE, Crankcase Vent
4	5303 0017	1				EL0, EM0			GROMMET, Crankcase Vent
5	53008 675AB	1				EL0, EM0			TUBE, PCV Valve
6									FILTER, Crankcase Vent, (NOT REQUIRED)
-7	5303 0497	1				EL0, EM0			FITTING, Crankcase Vent Tube
8	2946 079	1				EL0, EM0			GROMMET, Crankcase Vent

JEEP GRAND CHEROKEE (ZJ)

SERIES	LINE	BODY	ENGINE	TRANSMISSION
L = Low Line	J = 4WD T = 2WD	74 = 4 Door	ERH, ER0 = 4.0L Power Tech I-6. ELF, EL0 = 5.2L V8 MPI EML, EM0 = 5.9L V8 MPI	DGW = 4 Speed Auto. 44RE DGK = 4 Speed Auto. 42RE DGT = 4 Speed Auto. 46RE DGO = All Speed Auto.

AR = Use as required - = Non illustrated part # = New this model year

October 20, 2004

Group - 5.9L

Engine 5.9L Eight Cylinder

GROUP 5.9L - Engine 5.9L Eight Cylinder

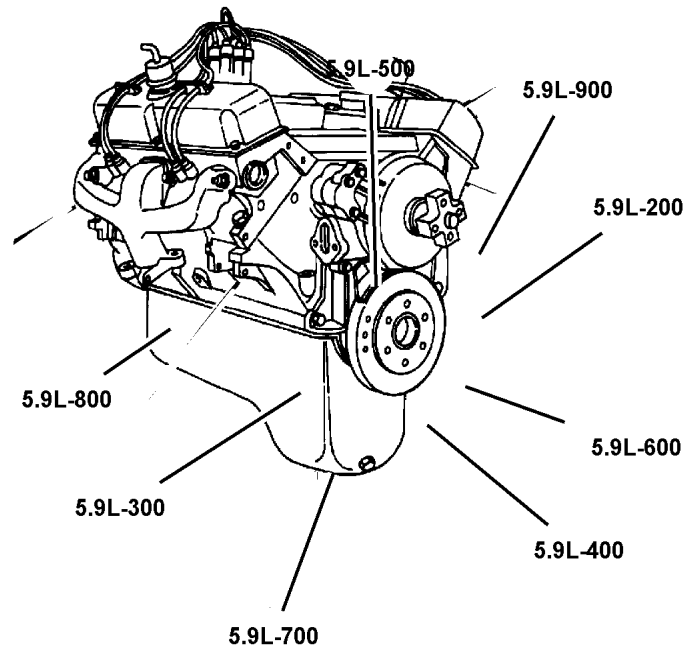


Illustration Title

Group-Fig. No.

Cylinder Head

Cylinder Head 5.9L (EML) Engine Fig. 5.9L-210

Cylinder Block

Cylinder Block 5.9L (EML) Engine Fig. 5.9L-310

Crankshaft, Piston and Torque Converter

Crankshaft, Piston and Torque Converter 5.9L (EML) Engine Fig. 5.9L-410

Camshafts & Valves

Camshaft and Valves 5.9L (EML) Engine Fig. 5.9L-510

Timing Belt and Cover

Timing Cover 5.9L (EML) Engine Fig. 5.9L-610

Engine Oiling

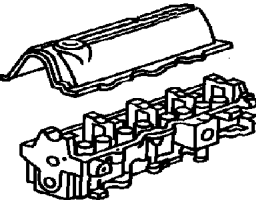
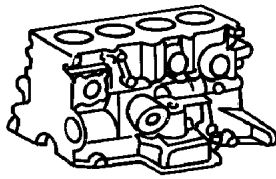

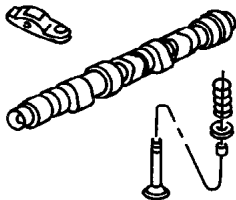
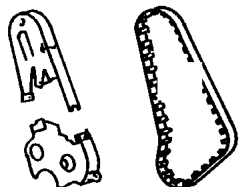

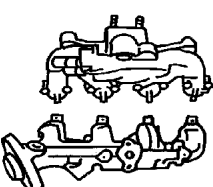
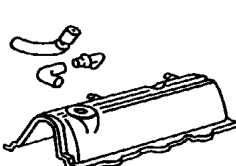
Engine Oiling 5.9L (EML) Engine Fig. 5.9L-710

Manifolds

Manifold, Intake and Exhaust 5.9L (EML) Engine Fig. 5.9L-810

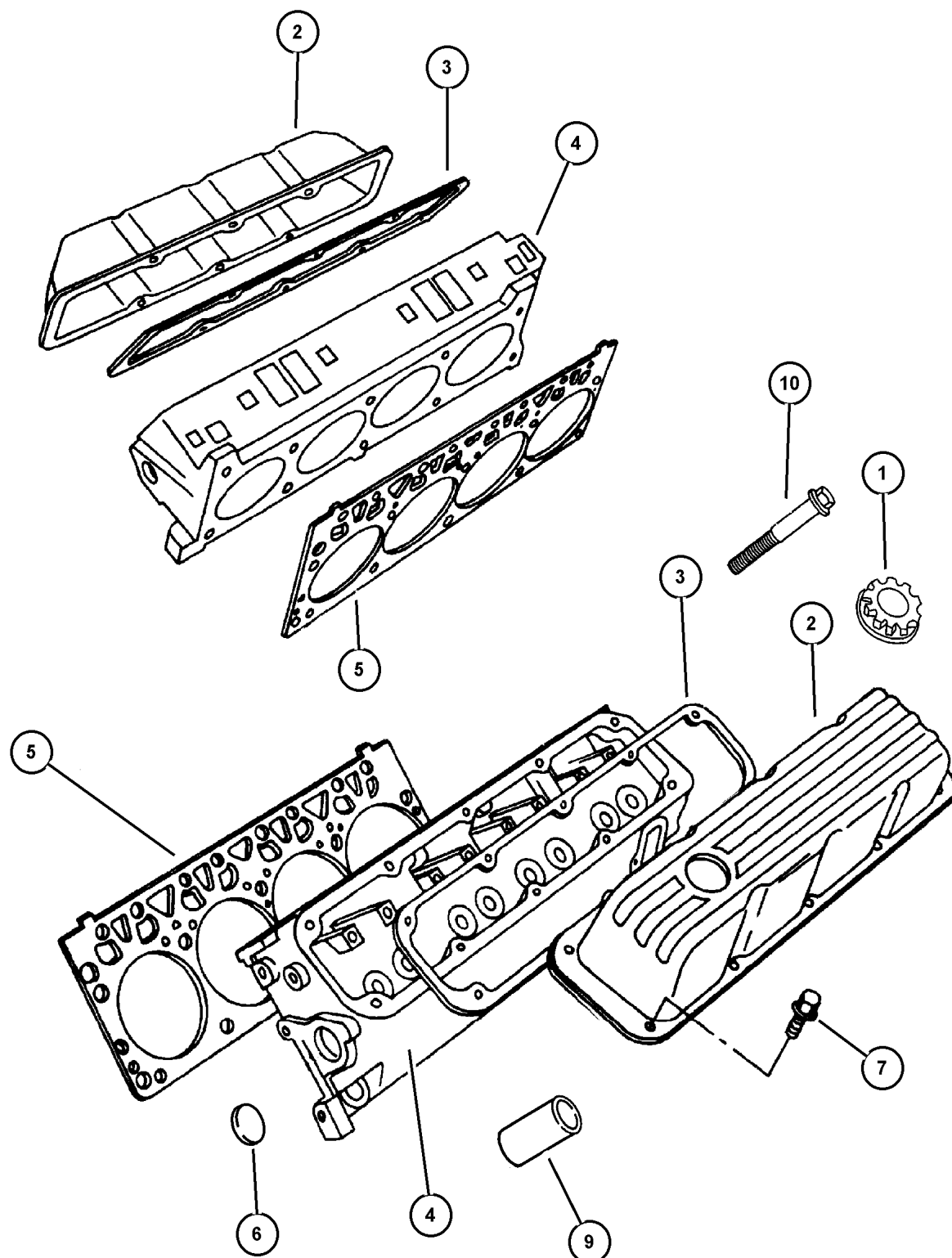
Crankcase Ventilation

Crankcase Ventilation 5.9L (EML) Engine Fig. 5.9L-910

<p>5.9L-200 Cylinder Head</p> 	<p>5.9L-300 Cylinder Block</p> 	<p>5.9L-400 Crankshaft, Piston and Torque Converter</p> 	<p>5.9L-500 Camshafts & Valves</p> 
<p>5.9L-600 Timing Belt and Cover</p> 	<p>5.9L-700 Engine Oiling</p> 	<p>5.9L-800 Manifolds</p> 	<p>5.9L-900 Crankcase Ventilation</p> 

**Cylinder Head 5.9L (EML) Engine
Figure 5.9L-210**

ITEM	PART NUMBER	QTY	LINE	SERIES	BODY	ENGINE	TRANS	TRIM	DESCRIPTION
NOTE: Packages Do Not Contain Gaskets For All Required Sealing. R.T.V. Sealer And Gasket Eliminator Must Also Be Used.									
GASKET PACKAGE, Engine Upper - 04897386AA									
1	4777 536	1				EL0, EM0			CAP, Oil Filler
2									COVER, Cylinder Head
	53020 340AB	1				EL0, EM0			w/Oil Fill Hole
	53020 612AB	1				EL0, EM0			w/o Oil Fill Hole
3	5300 6695	2				EL0, EM0			GASKET, Valve Cover
4	5302 1137	2				EM0			HEAD, Cylinder
5	5302 1098	2				EM0			GASKET, Cylinder Head
6	4556 020	4				EM0			PLUG, Core, 1.25 Diameter
7	6035 878AA	12				EM0			STUD
-8	6035 877AA	7				EM0			SCREW AND WASHER, Hex Head, .25-20x.875
9	5302 0419	8				EL0, EM0			SHIELD, Heat
10									BOLT, Cylinder Head
	6034 690	10				EL0, EM0			.50-13x2.00
	6034 691	10				EL0, EM0			.50x4.625



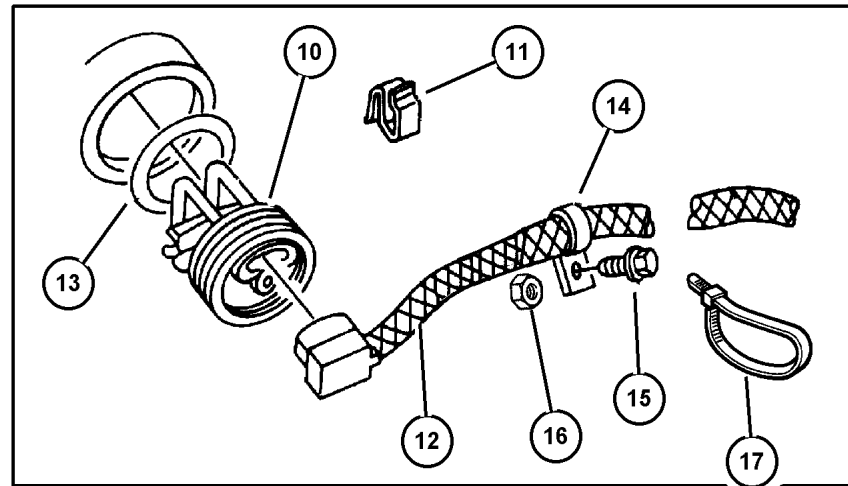
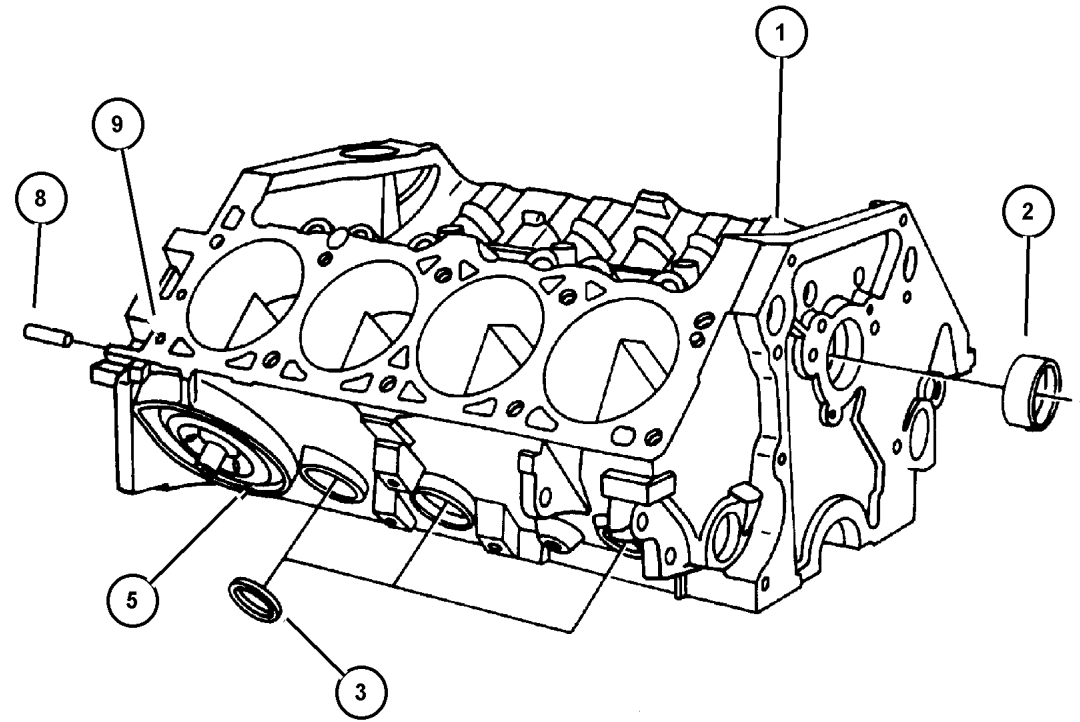
JEEP GRAND CHEROKEE (ZJ)

SERIES	LINE	BODY	ENGINE	TRANSMISSION
L = Low Line	J = 4WD T = 2WD	74 = 4 Door	ERH, ER0 = 4.0L Power Tech I-6. ELF, EL0 = 5.2L V8 MPI EML, EM0 = 5.9L V8 MPI	DGW = 4 Speed Auto. 44RE DGK = 4 Speed Auto. 42RE DGT = 4 Speed Auto. 46RE DGO = All Speed Auto.

AR = Use as required - = Non illustrated part # = New this model year

October 20, 2004

Cylinder Block 5.9L (EML) Engine Figure 5.9L-310



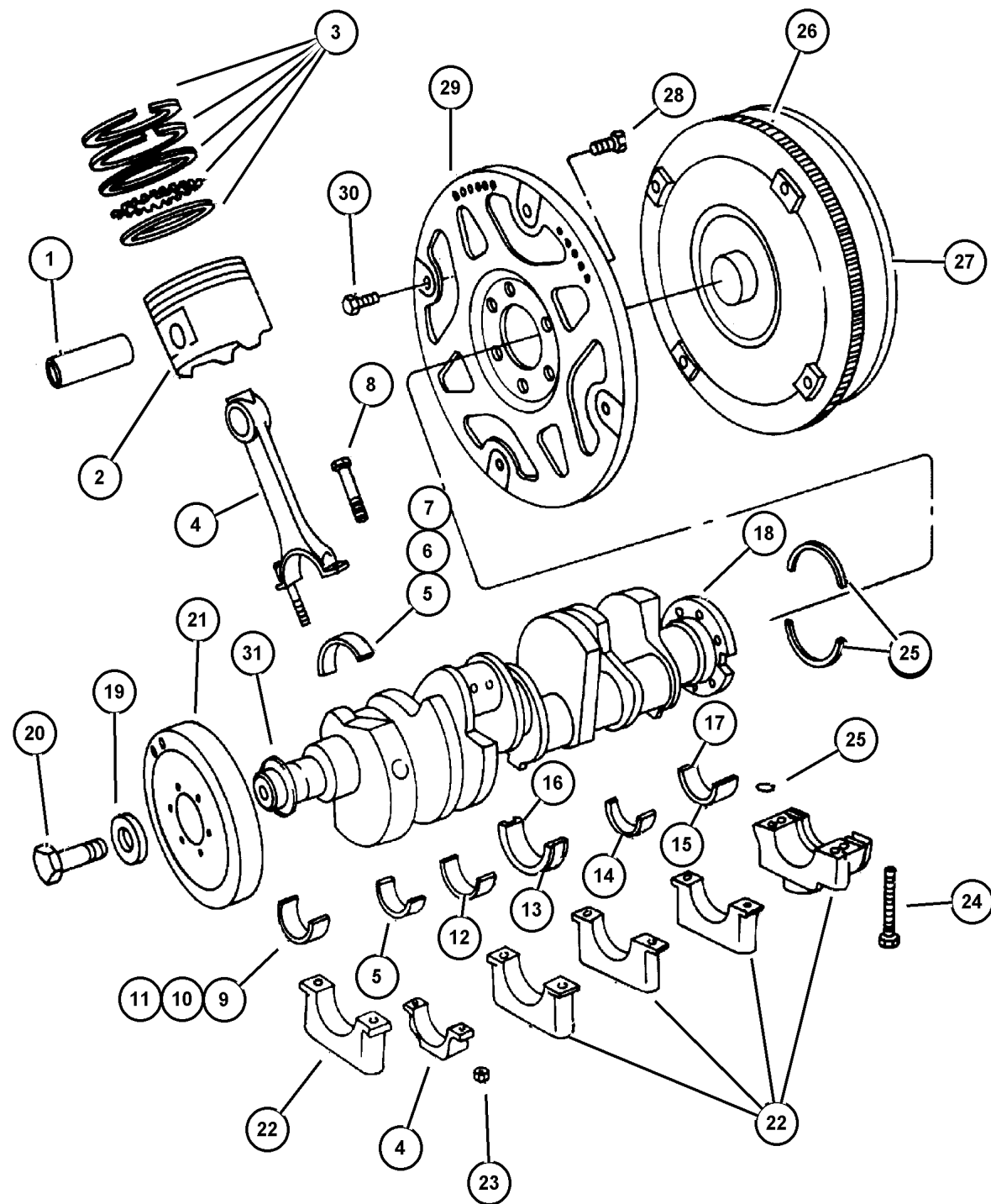
ITEM	PART NUMBER	QTY	LINE	SERIES	BODY	ENGINE	TRANS	TRIM	DESCRIPTION
NOTE: Packages Do Not Contain Gaskets For All Required Sealing. R.T.V. Sealer And Gasket Eliminator Must Also Be Used.									
GASKET PACKAGE, Engine Lower - 04746001									
1	4741 528AB	1				EMO			BLOCK, Short
2	3830 603	1				EMO			BEARING, Camshaft, #1
3	4556 020	2				EMO			PLUG, Core, 1.25 Diameter
-4	4556 022	8				EMO			PLUG, Core, 1.625 Diameter
5	3751 818	2				EMO			PLUG, Pipe
-6	5300 9518	1				EMO			PLUG, Cylinder Block Oil Hole
-7									PLUG, Cylinder Block, 3/8NPT, (NOT SERVICED) (Not Serviced)
8	1122 532	2				EMO			DOWEL, Block To Clutch Housing
9	0141 215	4				EMO			DOWEL, .312 x .500
10	4798 276	1				EL0,			HEATER PACKAGE, Engine Block
						EMO			
11									CLIP, (NOT SERVICED) (Not Serviced)
12	5602 7117	1				EL0,			CORD, Engine Block Heater
						EMO			
13	6501 446	1				EL0,			O RING, Engine Block Heater
						EMO			
14									CLIP, (NOT SERVICED) (Not Serviced)
15									SCREW, (NOT SERVICED) (Not Serviced)
16	0152 474	1				EL0,			NUT, Hex Flange Lock, .375-16
						EMO			
17	5600 8876	1							STRAP, Tie

JEEP GRAND CHEROKEE (ZJ)				
SERIES	LINE	BODY	ENGINE	TRANSMISSION
L = Low Line	J = 4WD T = 2WD	74 = 4 Door	ERH, ER0 = 4.0L Power Tech I-6. ELF, EL0 = 5.2L V8 MPI EML, EM0 = 5.9L V8 MPI	DGW = 4 Speed Auto. 44RE DGK = 4 Speed Auto. 42RE DGT = 4 Speed Auto. 46RE DGO = All Speed Auto.

AR = Use as required - = Non illustrated part # = New this model year

October 20, 2004

**Crankshaft, Piston and Torque Converter 5.9L (EML) Engine
Figure 5.9L-410**



ITEM	PART NUMBER	QTY	LINE	SERIES	BODY	ENGINE	TRANS	TRIM	DESCRIPTION
1									PIN, Piston, Serviced in Piston, (NOT SERVICED) (Not Serviced)
2									PISTON AND PIN
	4778 873	4				EMO			#1,3,5,7 C Size, 4.00025
	4778 874	4				EMO			#2,4,6,8 C Size, 4.00025
	4778 871	4				EMO			#1,3,5,7 B Size, 3.99975
	4778 872	4				EMO			#2,4,6,8 B Size, 3.99975
	4778 875	4				EMO			#1,3,5,7 D Size, 4.00075
	4778 876	4				EMO			#2,4,6,8 D Size, 4.00075
3	4740 259	4				EMO			RING, Piston
4									ROD, Connecting, Serviced in Piston, (NOT SERVICED) (Not Serviced)
5	2421 305	8				EMO			BEARING, Connecting Rod, STD.
6	2421 306	4				EMO			BEARING, Connecting Rod, .001" U/S
7	2421 309	4				EMO			BEARING, Connecting Rod, .010" U/S
8	6033 715	8				EMO			BOLT, Connecting Rod
9	4026 487	3				EMO			BEARING PACKAGE, Crankshaft, Standard Size, #1,2,4
10	4026 488	3				EMO			BEARING PACKAGE, Crankshaft, .001 Undersize, #1,2,4
11	4026 491	3				EMO			BEARING PACKAGE, Crankshaft, .010 Undersize, #1,2,4
12	4713 030	1				EMO			BEARING PACKAGE, Crankshaft, Standard Size, #3
13	4713 032	1				EMO			BEARING PACKAGE, Crankshaft, .001 Undersize, #3
14	4713 036	1				EMO			BEARING, Crankshaft Thrust, .010" U/S, #3
15	3780 100	1				EMO			BEARING PACKAGE, Crankshaft, Standard Size, #5
16	3780 101	1				EMO			BEARING PACKAGE, Crankshaft, .001 Undersize, #5
17	3780 104	1				EMO			BEARING PACKAGE, Crankshaft, .010 Undersize, #5
18	4790 759	1				EMO	DG0		CRANKSHAFT AND KEY
19	1855 561	1				EL0, EMO			WASHER, Flat, .78x1.9x.250
20	1821 414	1				EL0, EMO			SCREW, Hex Head Header Point, .75-16x2.25

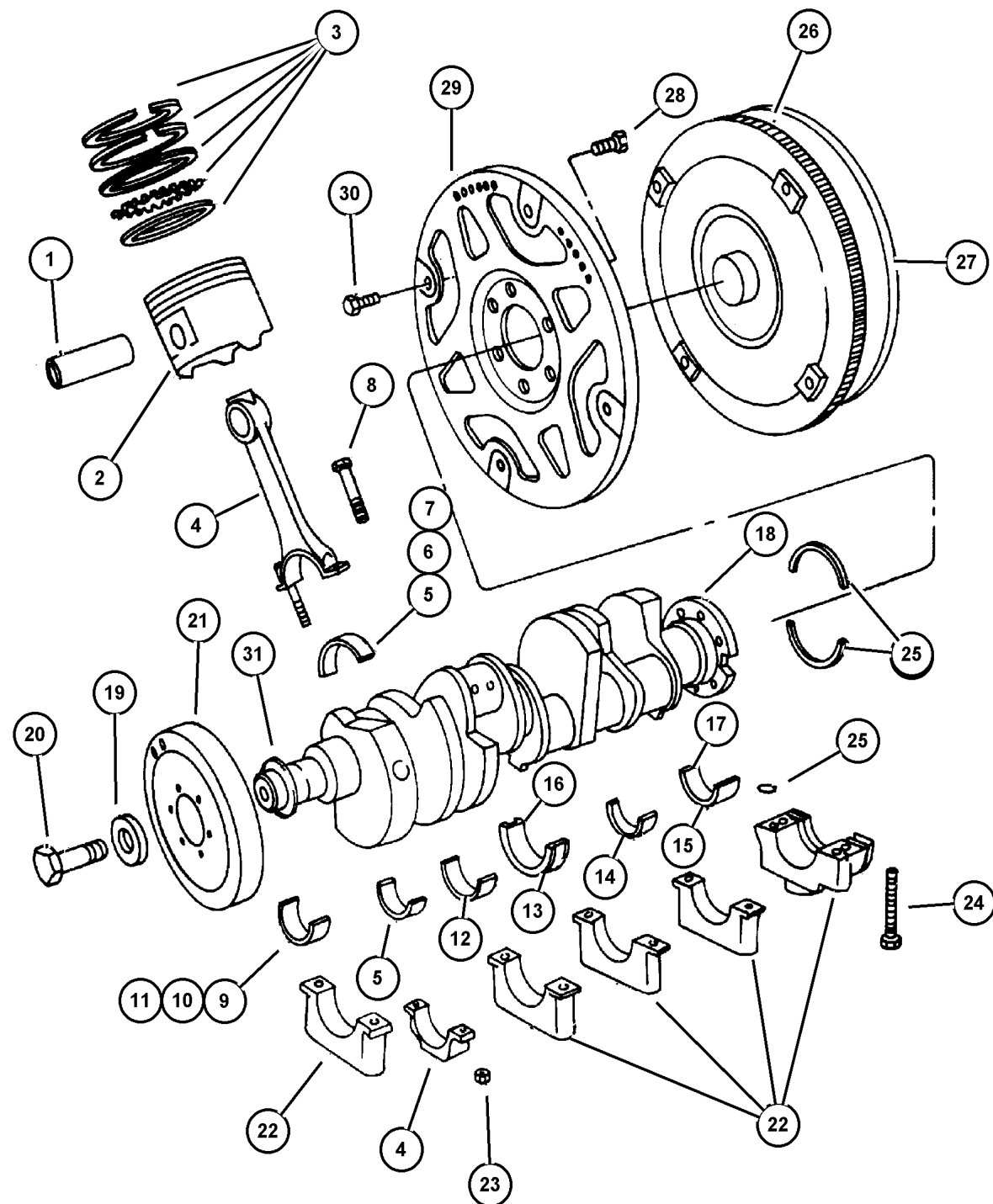
JEEP GRAND CHEROKEE (ZJ)

SERIES	LINE	BODY	ENGINE	TRANSMISSION
L = Low Line	J = 4WD T = 2WD	74 = 4 Door	ERH, ER0 = 4.0L Power Tech I-6. ELF, EL0 = 5.2L V8 MPI EML, EMO = 5.9L V8 MPI	DGW = 4 Speed Auto. 44RE DGK = 4 Speed Auto. 42RE DGT = 4 Speed Auto. 46RE DG0 = All Speed Auto.

AR = Use as required - = Non illustrated part # = New this model year

October 20, 2004

**Crankshaft, Piston and Torque Converter 5.9L (EML) Engine
Figure 5.9L-410**



ITEM	PART NUMBER	QTY	LINE	SERIES	BODY	ENGINE	TRANS	TRIM	DESCRIPTION
21	5302 0182	1				EMO			DAMPER, Crankshaft
22									CAP, Serviced in Block, (NOT SERVICED) (Not Serviced)
23	6032 296	8				EMO			NUT, Hex, .375-24
24	6027 264	10				EMO			SCREW, Socket Hex Head, .50-13x3.25
25	4798 216	2				EMO			SEAL PACKAGE, Crankshaft
26	3515 203	1				EMO	DG0		GEAR, Ring
27	4736 591	1				EMO	DG0		TORQUE CONVERTER
28	1949 424	6				EL0, EMO	DG0		SCREW, Hex Head Header Point, .75-16x2.25
29	4863 841	1				EMO	DG0		PLATE, Torque Converter Drive
30	1949 765	4					DG0		SCREW, Hex Head Header Point, .312-24x.44
31	6035 948AA	1				EL0, EMO			WASHER, Sealing

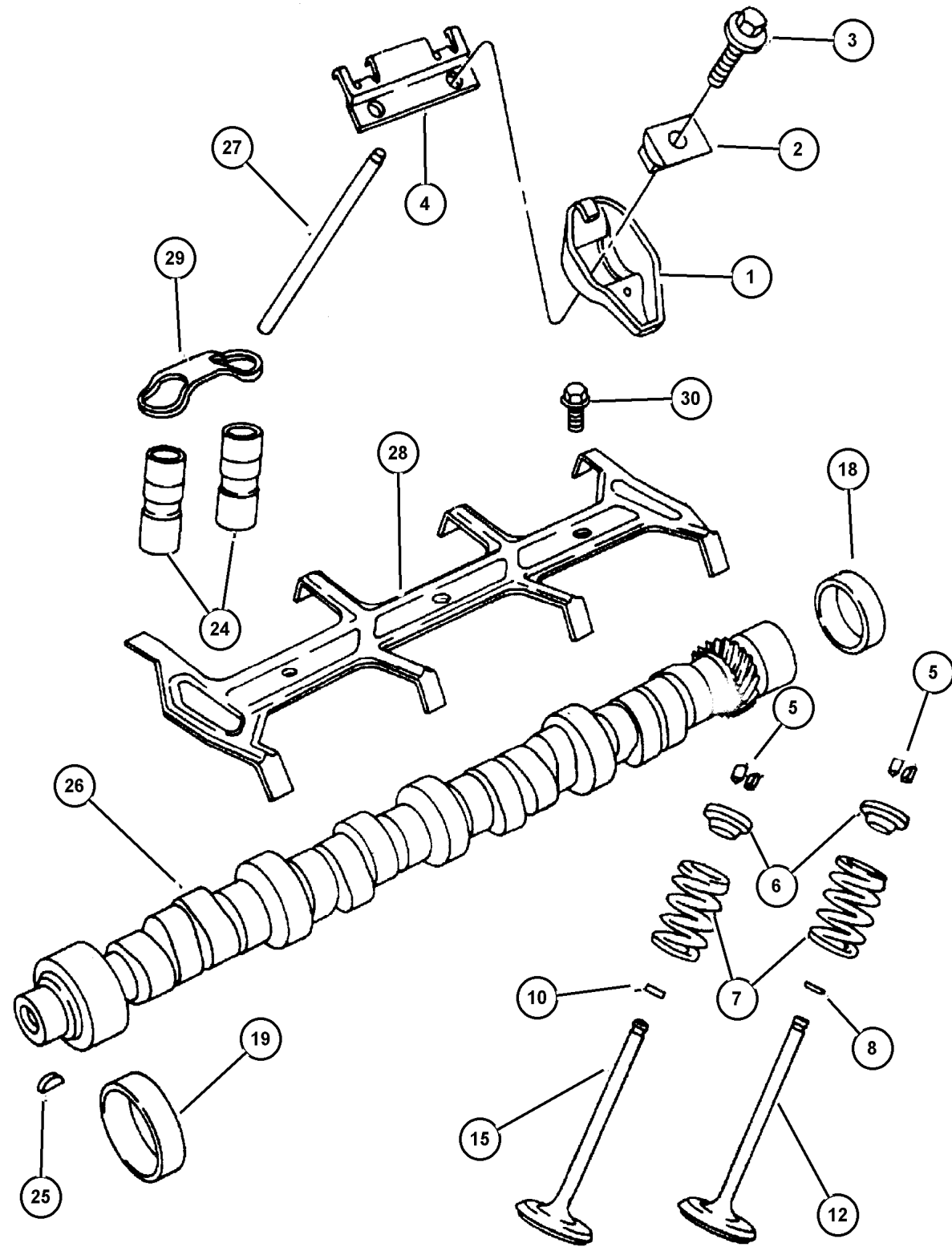
JEEP GRAND CHEROKEE (ZJ)

SERIES	LINE	BODY	ENGINE	TRANSMISSION
L = Low Line	J = 4WD T = 2WD	74 = 4 Door	ERH, ER0 = 4.0L Power Tech I-6. ELF, EL0 = 5.2L V8 MPI EML, EMO = 5.9L V8 MPI	DGW = 4 Speed Auto. 44RE DGK = 4 Speed Auto. 42RE DGT = 4 Speed Auto. 46RE DG0 = All Speed Auto.

AR = Use as required - = Non illustrated part # = New this model year

October 20, 2004

**Camshaft and Valves 5.9L (EML) Engine
Figure 5.9L-510**



ITEM	PART NUMBER	QTY	LINE	SERIES	BODY	ENGINE	TRANS	TRIM	DESCRIPTION
1	5300 8282	16				EL0, EMO			ROCKER ARM, Valve
2	5300 8283	16				EL0, EMO			PIVOT, Rocker Arm
3	6034 184	16				EL0, EMO			BOLT, Hex Flange Head, .312-18x1.72
4	5300 8633	8				EL0, EMO			RETAINER, Rocker Arm Pivot
5	3300 3521	32				EL0, EMO			LOCK, Valve Spring Retainer
6	3300 4626	16				EL0, EMO			RETAINER, Valve Spring
7	5302 1056	16				EL0, EMO			SPRING, Valve
8	5300 9886	8				EL0, EMO			SEAL, Valve Guide, Standard, .003 O/S
-9	3300 3016	AR				EMO	DG0		SEAL, Valve Guide, .015" Oversize
10	5300 9887	8				EL0, EMO			SEAL, Valve Guide, Standard, .003 O/S
-11	3300 2733	AR				EMO	DG0		SEAL, Valve Guide, .015" Oversize
12	5300 6723	8				EL0, EMO			VALVE, Intake, Standard
-13	5300 9287	AR				EMO	DG0		VALVE, Intake, .003" O/S
-14	5300 9285	AR				EMO	DG0		VALVE, Intake, .015" O/S
15	5300 6724	8				EL0, EMO			VALVE, Exhaust, Standard
-16	5300 9291	AR				EMO	DG0		VALVE, Exhaust, .003" O/S
-17	5300 9289	AR				EMO	DG0		VALVE, Exhaust, .015" O/S
18	2863 071	1				EMO			PLUG, Camshaft
19	3830 603	1				EMO			BEARING, Camshaft, #1
-20	4179 776	1				EMO			BEARING, Camshaft, #2
-21	4179 777	1				EMO			BEARING, Camshaft, #3
-22	4179 778	1				EMO			BEARING, Camshaft, #3 or #4
-23	1632 526	1				EMO			BEARING, Camshaft, #4 or #5
24	4713 439	16				EL0, EMO			TAPPET PACKAGE, Valve
25	0431 787	1				EL0, EMO			KEY, Camshaft Sprocket
26	5302 1101	1				EMO			CAMSHAFT, Engine
27	5300 6722	16				EL0, EMO			PUSH ROD, Valve

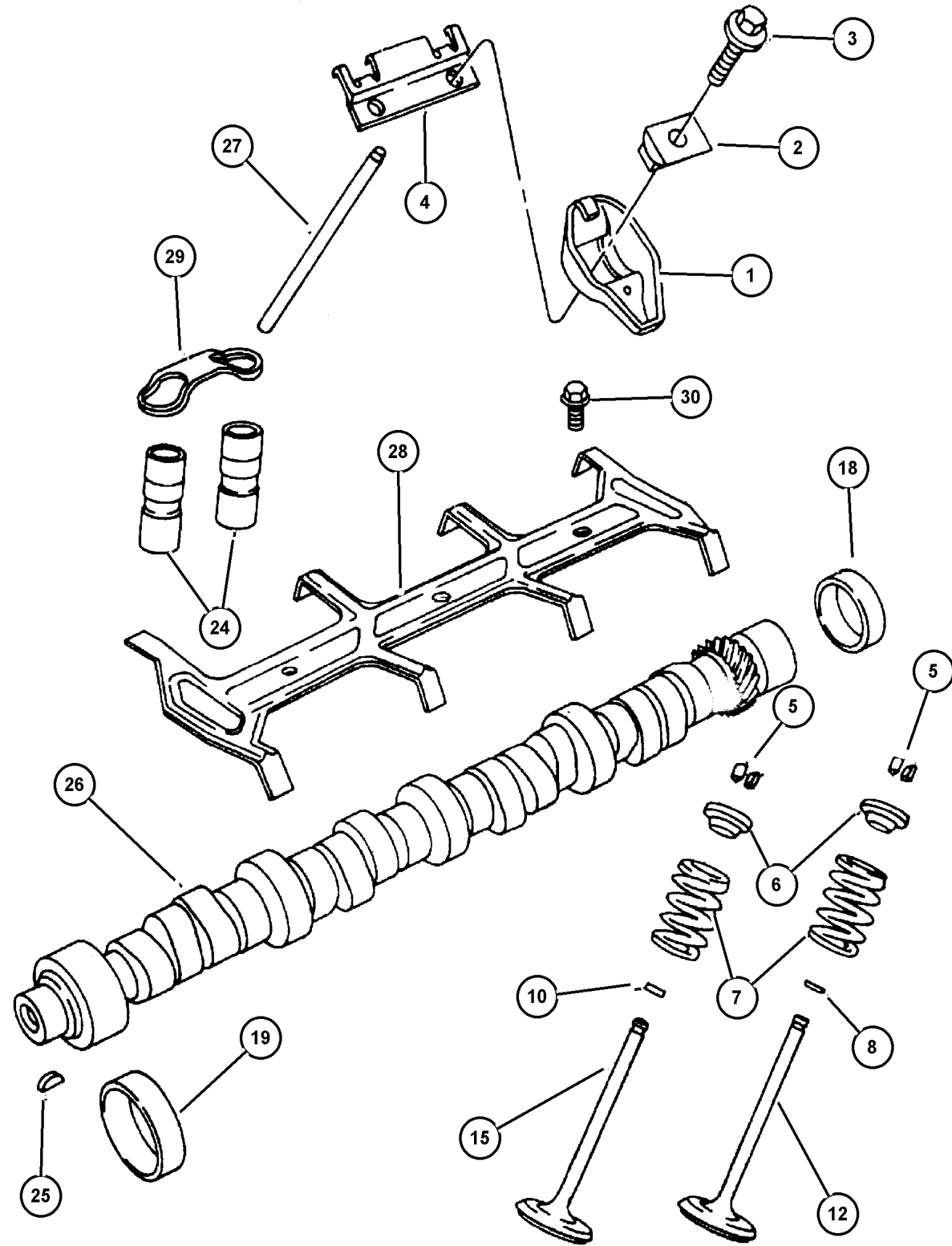
JEEP GRAND CHEROKEE (ZJ)

SERIES	LINE	BODY	ENGINE	TRANSMISSION
L = Low Line	J = 4WD T = 2WD	74 = 4 Door	ERH, ER0 = 4.0L Power Tech I-6. ELF, EL0 = 5.2L V8 MPI EML, EMO = 5.9L V8 MPI	DGW = 4 Speed Auto. 44RE DGK = 4 Speed Auto. 42RE DGT = 4 Speed Auto. 46RE DG0 = All Speed Auto.

AR = Use as required - = Non illustrated part # = New this model year

October 20, 2004

**Camshaft and Valves 5.9L (EML) Engine
Figure 5.9L-510**



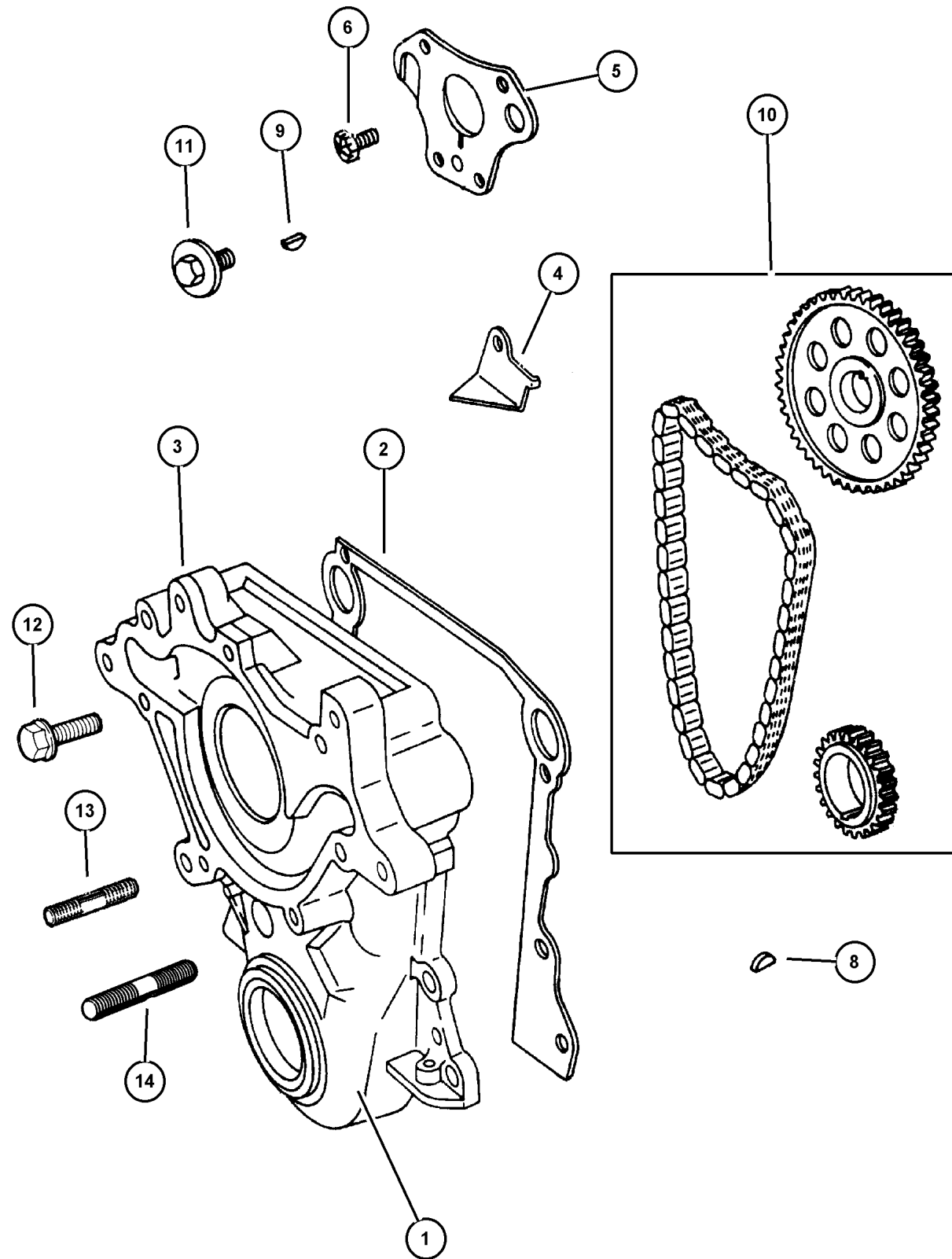
ITEM	PART NUMBER	QTY	LINE	SERIES	BODY	ENGINE	TRANS	TRIM	DESCRIPTION
28	4323 207	1				ELO, EMO			RETAINER, Tappet Yoke Aligning
29	4483 045	8				ELO, EMO			YOKE, Tappet Aligning
30	6034 483	3				ELO, EMO			SCREW, Hex Head Coned, .312-18x.875

JEEP GRAND CHEROKEE (ZJ)				
SERIES	LINE	BODY	ENGINE	TRANSMISSION
L = Low Line	J = 4WD T = 2WD	74 = 4 Door	ERH, ER0 = 4.0L Power Tech I-6. ELF, ELO = 5.2L V8 MPI EML, EMO = 5.9L V8 MPI	DGW = 4 Speed Auto. 44RE DGK = 4 Speed Auto. 42RE DGT = 4 Speed Auto. 46RE DGO = All Speed Auto.

AR = Use as required - = Non illustrated part # = New this model year

October 20, 2004

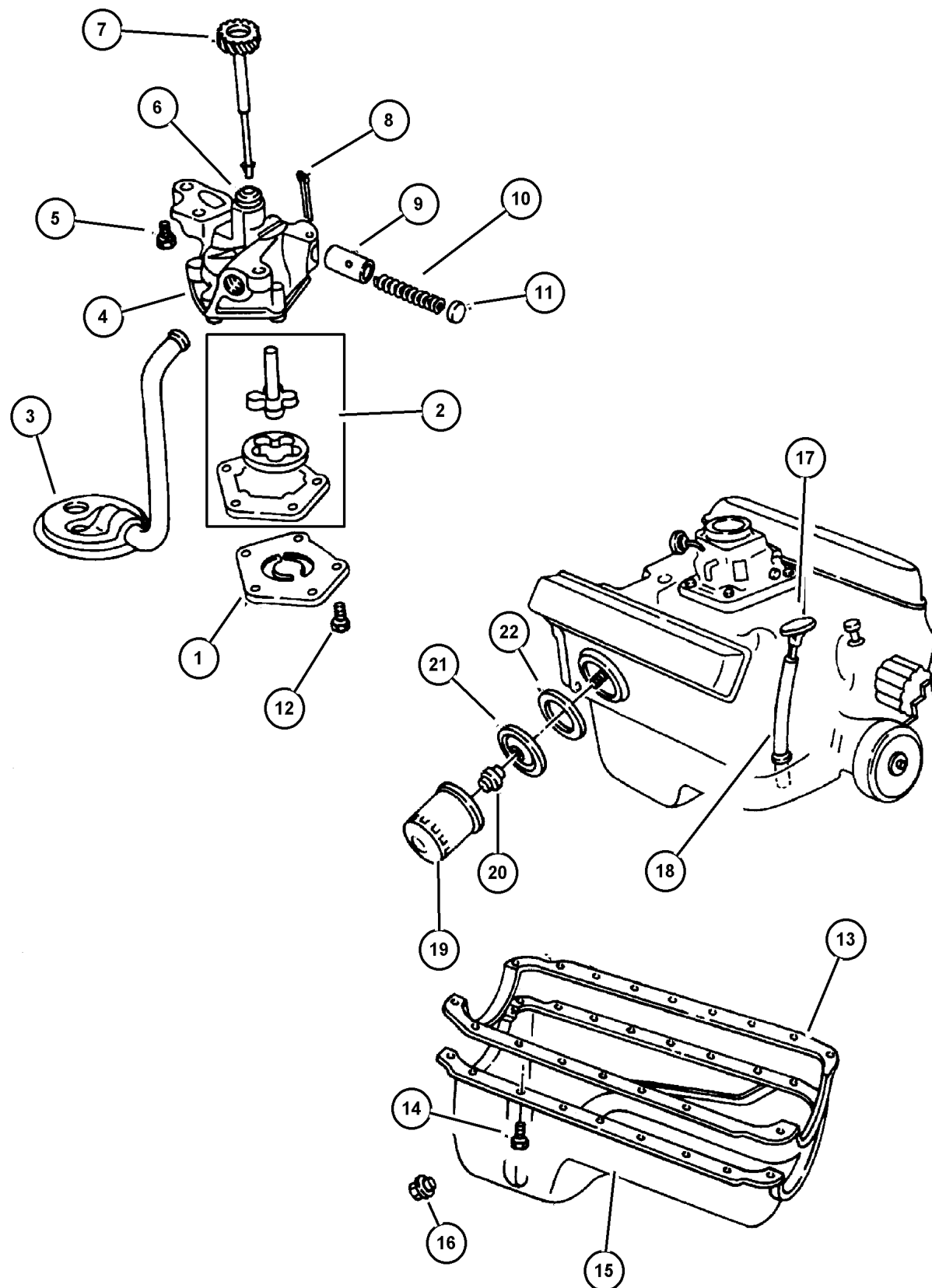
Timing Cover 5.9L (EML) Engine
Figure 5.9L-610



ITEM	PART NUMBER	QTY	LINE	SERIES	BODY	ENGINE	TRANS	TRIM	DESCRIPTION
1	4897 297AA	1				EMO			SEAL PACKAGE, Timing Case Cover
2	5302 1057	1				EL0, EMO			GASKET, Chain Case Cover
3	4897 723AA	1				EMO			COVER PACKAGE, Engine Timing
4	3671 649	1				EL0, EMO			TAB, Timing Chain Oil
5	4315 764	1				EL0, EMO			PLATE, Camshaft Thrust
6									SCREW, Hex Head, .312-18.625, (NOT REQUIRED)
-7	1947 953	3				EL0, EMO			SCREW AND WASHER, Hex Head
8	6029 411	1				EMO	DG0		KEY, Crankshaft Sprocket
9	6029 411	1				EMO	DG0		KEY, Crankshaft Sprocket
10	8350 7095	1				EMO			CHAIN PACKAGE, Timing
11	6034 321	1				EL0, EMO			SCREW AND WASHER, Hex Head, Coned, Header, .437-14x1.375
12	6034 479	1				EL0, EMO			BOLT, Hex Head, .375-16x2.25
13	6034 452	1				EL0, EMO			STUD, .375-16x.375-16x2.38
14	6034 453	2				EL0, EMO			STUD, .375-16x.375-16x1.63

JEEP GRAND CHEROKEE (ZJ)
 SERIES LINE BODY ENGINE TRANSMISSION
 L = Low Line J = 4WD 74 = 4 Door ERH, ER0 = 4.0L Power Tech I-6. DGW = 4 Speed Auto. 44RE
 ELF, EL0 = 5.2L V8 MPI DGK = 4 Speed Auto. 42RE
 EML, EM0 = 5.9L V8 MPI DGT = 4 Speed Auto. 46RE
 DG0 = All Speed Auto.

**Engine Oiling 5.9L (EML) Engine
Figure 5.9L-710**



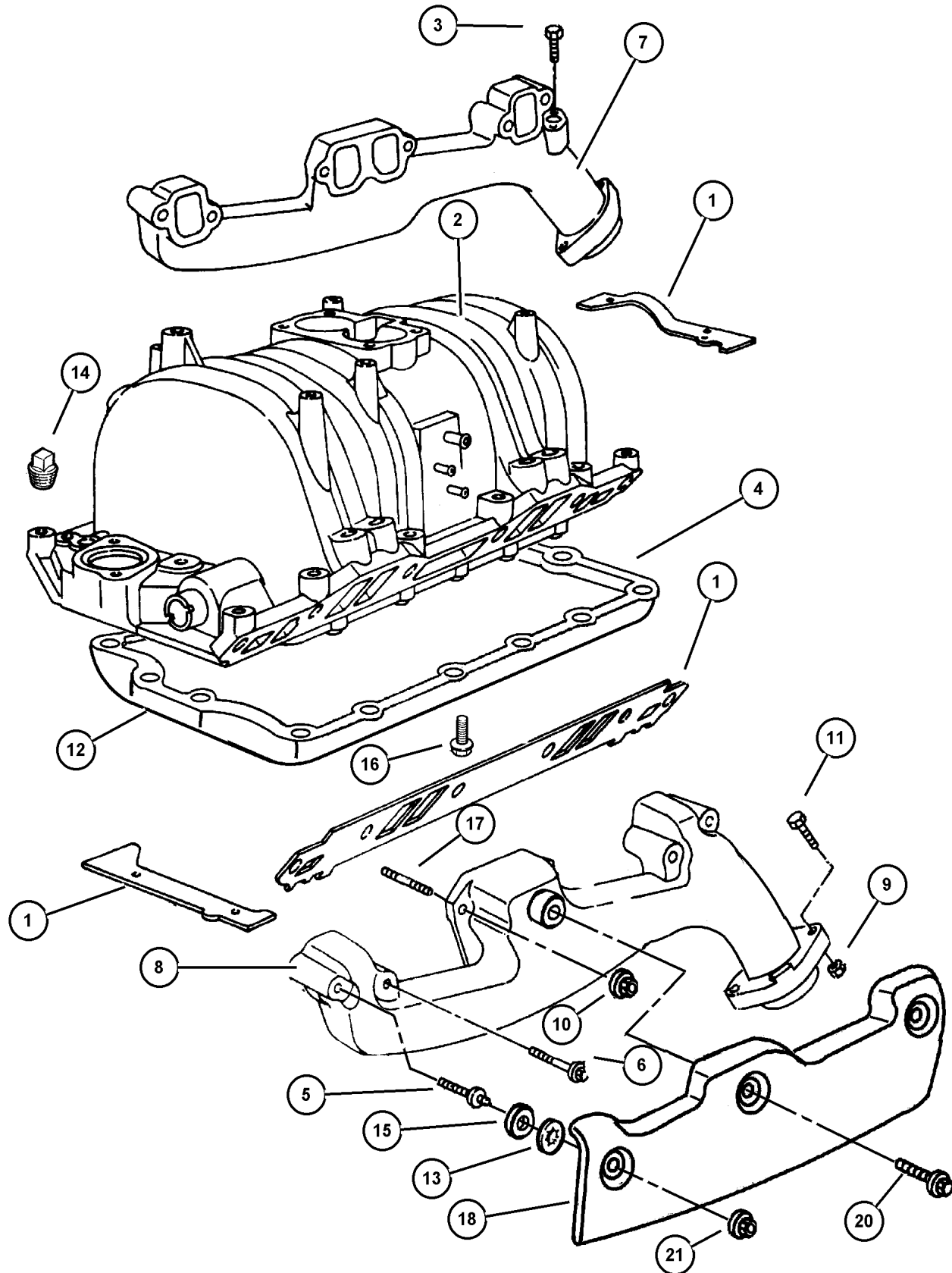
ITEM	PART NUMBER	QTY	LINE	SERIES	BODY	ENGINE	TRANS	TRIM	DESCRIPTION
1	4071 043	1				EMO			COVER, Engine Oil Pump
2	3837 648	1				EMO			SHAFT AND ROTOR PACKAGE, Oil Pump
3	5302 0462	1				EMO			PICKUP, Engine Oil
4	5300 9295	1				EMO			PUMP, Engine Oil
5	0179 842	2				EL0,			SCREW, Hex Head Header Point, .375-16x1.375
6	1737 725	1				EMO			BUSHING, Oil Pump and Distributor
7	5302 0546	1				EL0,			SHAFT, Oil Pump
8	0108 636	1				EMO			PIN, Cotter
9	2843 208	1				EMO			PLUNGER, Oil Pressure Relief Valve
10	2402 473	1				EMO			SPRING, Oil Pressure Relief Valve
11	2806 273	1				EMO			CAP, Oil Pressure Relief Valve
12	0220 480	5				EMO			SCREW, Hex Head Header Point, .25-20x.75
13	5300 8610	1				EMO			GASKET, Oil Pan
14	6034 483	18				EL0,			SCREW, Hex Head Coned, .312-18x.875
15	5302 0918	1				EMO			PAN, Engine Oil
16	6035 417	1				EMO			PLUG, Oil Drain
17	5302 0948	1				EL0,			INDICATOR, Engine Oil Level
18	5300 9121	1				EL0,			TUBE, Engine Oil Indicator
19	5281 090	1				EL0,			FILTER, Engine Oil
20	5300 7563	1				EL0,			CONNECTOR, Oil Filter
21	5302 1053	1				EL0,			PLATE, Oil Filter Adapter
22	5302 0461	1				EL0,			GASKET, Oil Filter Adapter

JEEP GRAND CHEROKEE (ZJ)

SERIES	LINE	BODY	ENGINE	TRANSMISSION
L = Low Line	J = 4WD T = 2WD	74 = 4 Door	ERH, ER0 = 4.0L Power Tech I-6. ELF, EL0 = 5.2L V8 MPI EML, EM0 = 5.9L V8 MPI	DGW = 4 Speed Auto. 44RE DGK = 4 Speed Auto. 42RE DGT = 4 Speed Auto. 46RE DG0 = All Speed Auto.

**Manifold, Intake and Exhaust 5.9L (EML) Engine
Figure 5.9L-810**

ITEM	PART NUMBER	QTY	LINE	SERIES	BODY	ENGINE	TRANS	TRIM	DESCRIPTION
NOTE: Packages Do Not Contain Gaskets For All Required Sealing. R.T.V. Sealer And Gasket Eliminator Must Also Be Used.									
1	4897 383AB	1				EL0, EM0			GASKET PACKAGE, Intake Manifold
2	4897 490AA	1				EL0, EM0			MANIFOLD, Intake
3	6035 967AA	12				EL0, EM0			SCREW AND WASHER, Hex Head
4	5300 6623	1				EL0, EM0			GASKET, Intake Manifold Pan
5	6035 184	6				EL0, EM0			STUD, .312-18/.312-24x4.125
6	6034 806	2				EL0, EM0			SCREW AND WASHER, Hex Head, .312-18x3.125
7	5303 0869	1				EM0			MANIFOLD, Exhaust, Right
8	5300 9379	1				EM0			MANIFOLD, Exhaust, Left
9	6031 959	4				EL0, EM0			NUT, Hex Flange Lock
10	0115 729	4				EL0, EM0			NUT, Hex, .312 x 24
11	6035 343	4				EL0, EM0			BOLT, Hex Head, .375-16x.25
12	5300 6617	1				EL0, EM0			PAN, Intake Manifold
13	6026 334	4				EL0, EM0			NUT, Push, .312
14									PLUG, Pipe, .125-27x3.50, (NOT REQUIRED)
15	5301 0091	4				EL0, EM0			CLAMP, Exhaust Manifold
16	6034 583	15				EL0, EM0			SCREW AND WASHER, Hex Head, .25-20x.892
17	6034 643	4				EL0, EM0			STUD, .312-18/.312-24x2.25
18	5301 0260	1				EL0, EM0			SHIELD, Exhaust Manifold, Right
-19	5301 0259	1				EL0, EM0			SHIELD, Heat, Left
20									SCREW, .312-18x.875, (NOT SERVICED) (Not Serviced)
21									NUT, .312-24, (NOT SERVICED) (Not Serviced)

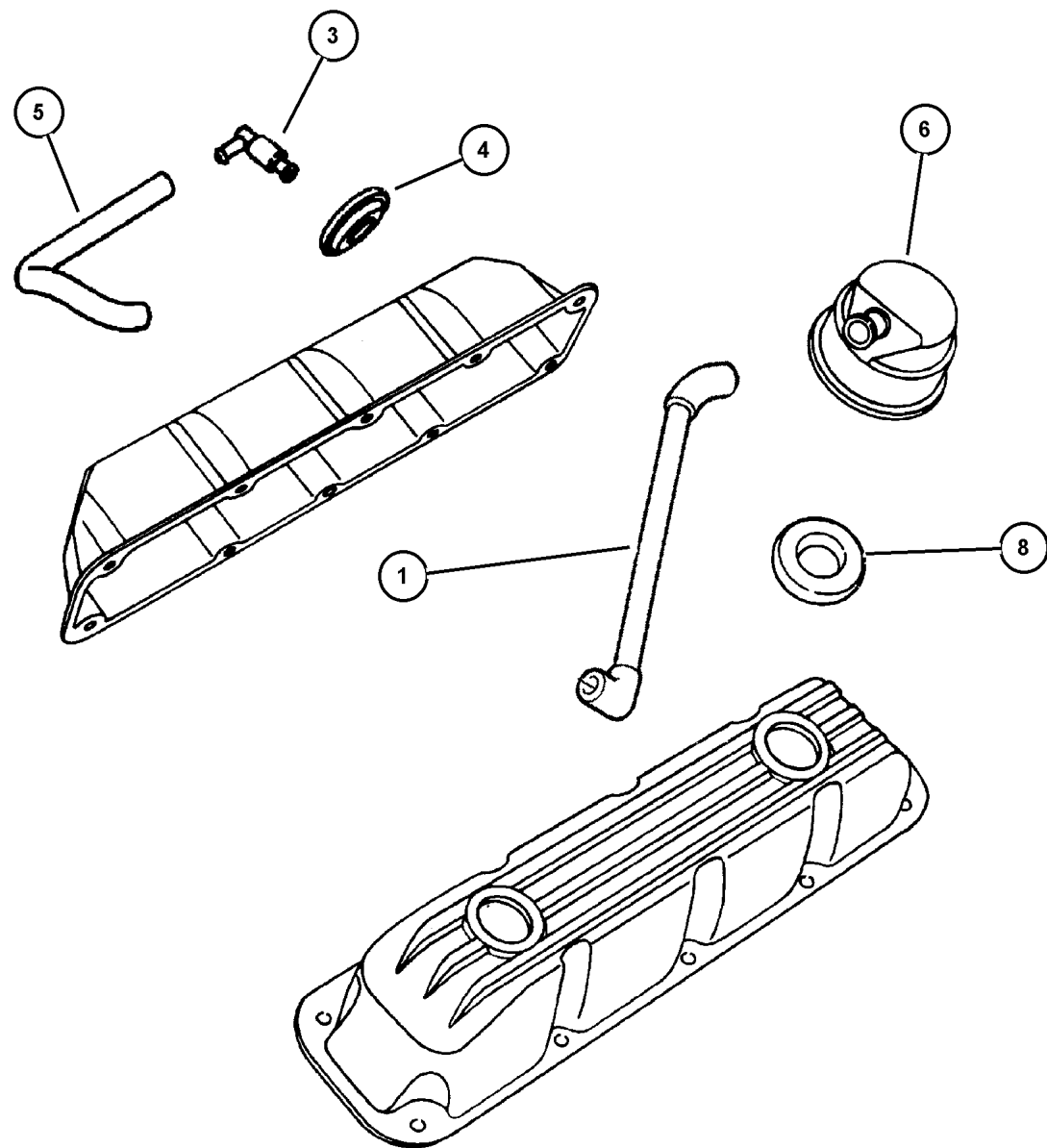


JEEP GRAND CHEROKEE (ZJ)
SERIES LINE BODY ENGINE TRANSMISSION
L = Low Line J = 4WD 74 = 4 Door ERH, ER0 = 4.0L Power Tech I-6. DGW = 4 Speed Auto. 44RE
T = 2WD ELF, EL0 = 5.2L V8 MPI DGK = 4 Speed Auto. 42RE
EML, EM0 = 5.9L V8 MPI DGT = 4 Speed Auto. 46RE
DGO = All Speed Auto.

AR = Use as required - = Non illustrated part # = New this model year

October 20, 2004

**Crankcase Ventilation 5.9L (EML) Engine
Figure 5.9L-910**



ITEM	PART NUMBER	QTY	LINE	SERIES	BODY	ENGINE	TRANS	TRIM	DESCRIPTION
1									HOSE, Crankcase Vent, (NOT REQUIRED)
-2	53030 341AB	1				EL0, EM0			TUBE, Crankcase Vent To Air Cleaner
3	5303 1135	1				EL0, EM0			VALVE, Crankcase Vent
4	5303 0017	1				EL0, EM0			GROMMET, Crankcase Vent
5	53008 675AB	1				EL0, EM0			TUBE, PCV Valve
6									FILTER, Crankcase Vent, (NOT REQUIRED)
-7	5303 0497	1				EL0, EM0			FITTING, Crankcase Vent Tube
8	2946 079	1				EL0, EM0			GROMMET, Crankcase Vent

JEEP GRAND CHEROKEE (ZJ)

SERIES	LINE	BODY	ENGINE	TRANSMISSION
L = Low Line	J = 4WD T = 2WD	74 = 4 Door	ERH, ER0 = 4.0L Power Tech I-6. ELF, EL0 = 5.2L V8 MPI EML, EM0 = 5.9L V8 MPI	DGW = 4 Speed Auto. 44RE DGK = 4 Speed Auto. 42RE DGT = 4 Speed Auto. 46RE DG0 = All Speed Auto.

AR = Use as required - = Non illustrated part # = New this model year

October 20, 2004

Group - 011

Exhaust

GROUP 11 - Exhaust

Illustration Title

Group-Fig. No.

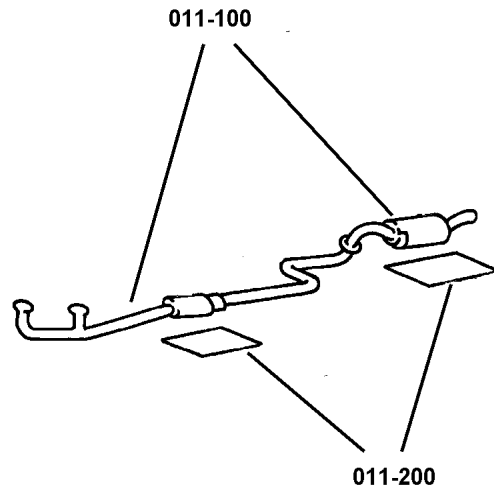
Exhaust System

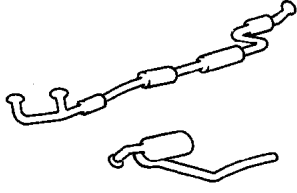
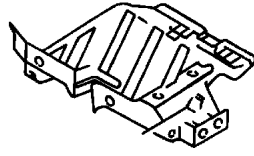
Exhaust System 4.0L (ERH) Engine Fig. 011-110

Exhaust System 5.2L (ELF), 5.9L (EML) Engine Fig. 011-120

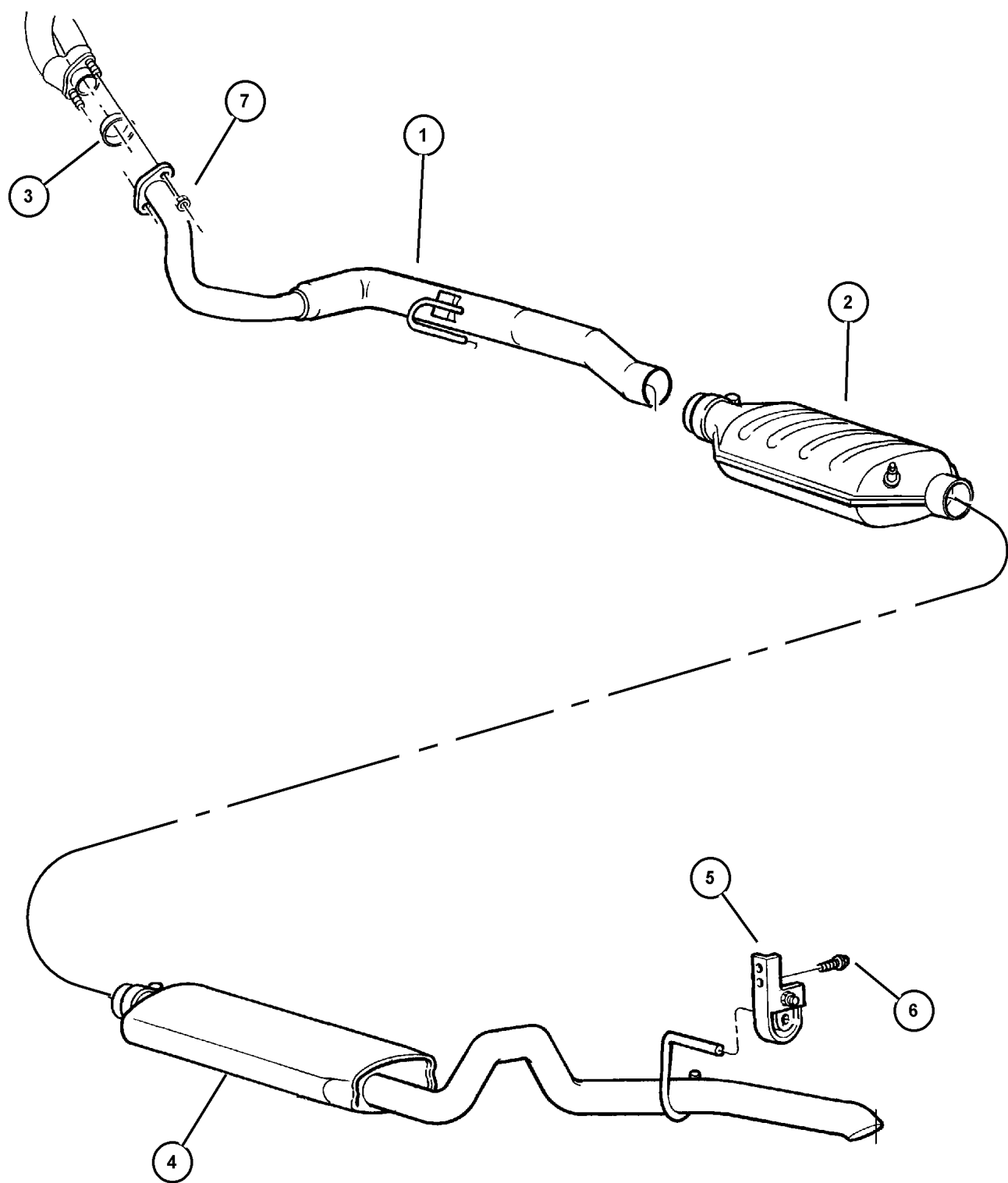
Heat Shields

Heat Shields 5.2L (ELF), 5.9L (EML) Engine Fig. 011-210



<p>011-100 Exhaust System</p> 	<p>011-200 Heat Shields</p> 		
--	--	--	--

**Exhaust System 4.0L (ERH) Engine
Figure 011-110**



ITEM	PART NUMBER	QTY	LINE	SERIES	BODY	ENGINE	TRANS	TRIM	DESCRIPTION
1									PIPE, Exhaust
	52018 935AB	1				ER0			California
	52101 299AB	1				ER0			Federal, Canada
2									CONVERTER, Catalytic
	52019 480AB	1				ER0			Federal, Canada
	52101 401AB	1				ER0			California
3	5200 5431	1				ER0			SEAL, Exhaust
4	5210 1196	1				ER0			MUFFLER AND TAILPIPE, Exhaust
5	52079 758AA	1				EL0,			HANGER, Exhaust
						ER0			
6	6101 542	2							SCREW, Hex Head, M8-1.25 x 20
7	J400 5142	2				ER0			NUT, Hex Flange Lock
-8									CLAMP, Exhaust
	5200 2144	1							[57.15MM], Front
	5201 8424	1							[2.50' DIA], Rear

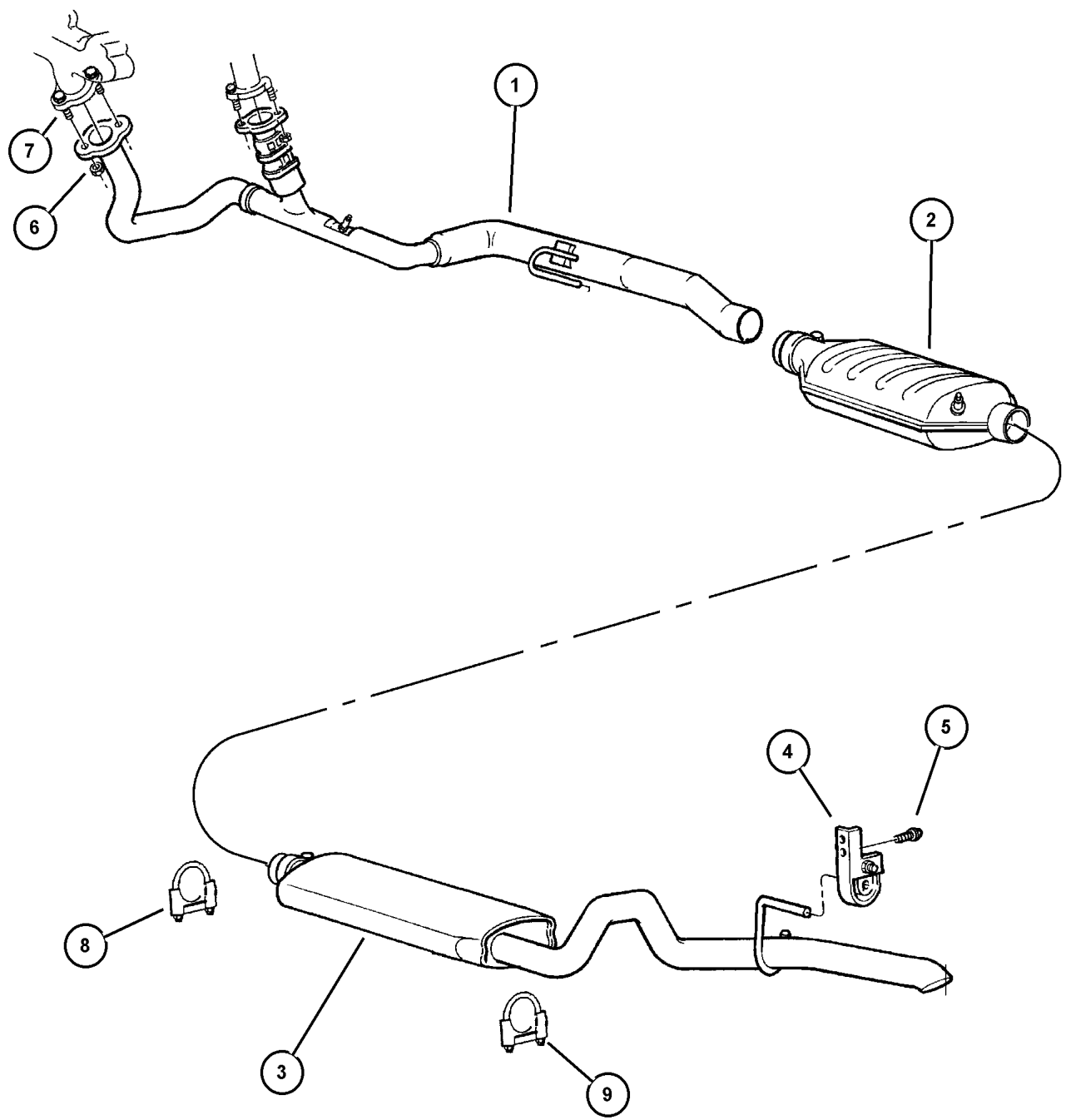
JEEP GRAND CHEROKEE (ZJ)

SERIES	LINE	BODY	ENGINE	TRANSMISSION
L = Low Line	J = 4WD T = 2WD	74 = 4 Door	ERH, ER0 = 4.0L Power Tech I-6. ELF, EL0 = 5.2L V8 MPI EML, EM0 = 5.9L V8 MPI	DGW = 4 Speed Auto. 44RE DGK = 4 Speed Auto. 42RE DGT = 4 Speed Auto. 46RE DG0 = All Speed Auto.

AR = Use as required - = Non illustrated part # = New this model year

October 20, 2004

**Exhaust System 5.2L (ELF), 5.9L (EML) Engine
Figure 011-120**



ITEM	PART NUMBER	QTY	LINE	SERIES	BODY	ENGINE	TRANS	TRIM	DESCRIPTION
1	52101 301AB	1				EL0, EM0			PIPE, Exhaust
2	52019 482AB	1				EL0, EM0			CONVERTER, Catalytic California
	52101 490AA	1				EL0, EM0			Federal, Canada
3	52101 205AC	1				EL0			MUFFLER AND TAILPIPE, Exhaust
	5210 1703	1				EM0			
4	52079 758AA	1				EL0, ER0			HANGER, Exhaust
		1				EM0			
5	6101 542	2							SCREW, Hex Head, M8-1.25 x 20
6	6031 959	4				EL0, EM0			NUT, Hex Flange Lock
7	6035 343	4				EL0, EM0			BOLT, Hex Head, .375-16x.25
8	5201 8424	1							CLAMP, Exhaust
9	5200 2144	1							CLAMP, Exhaust

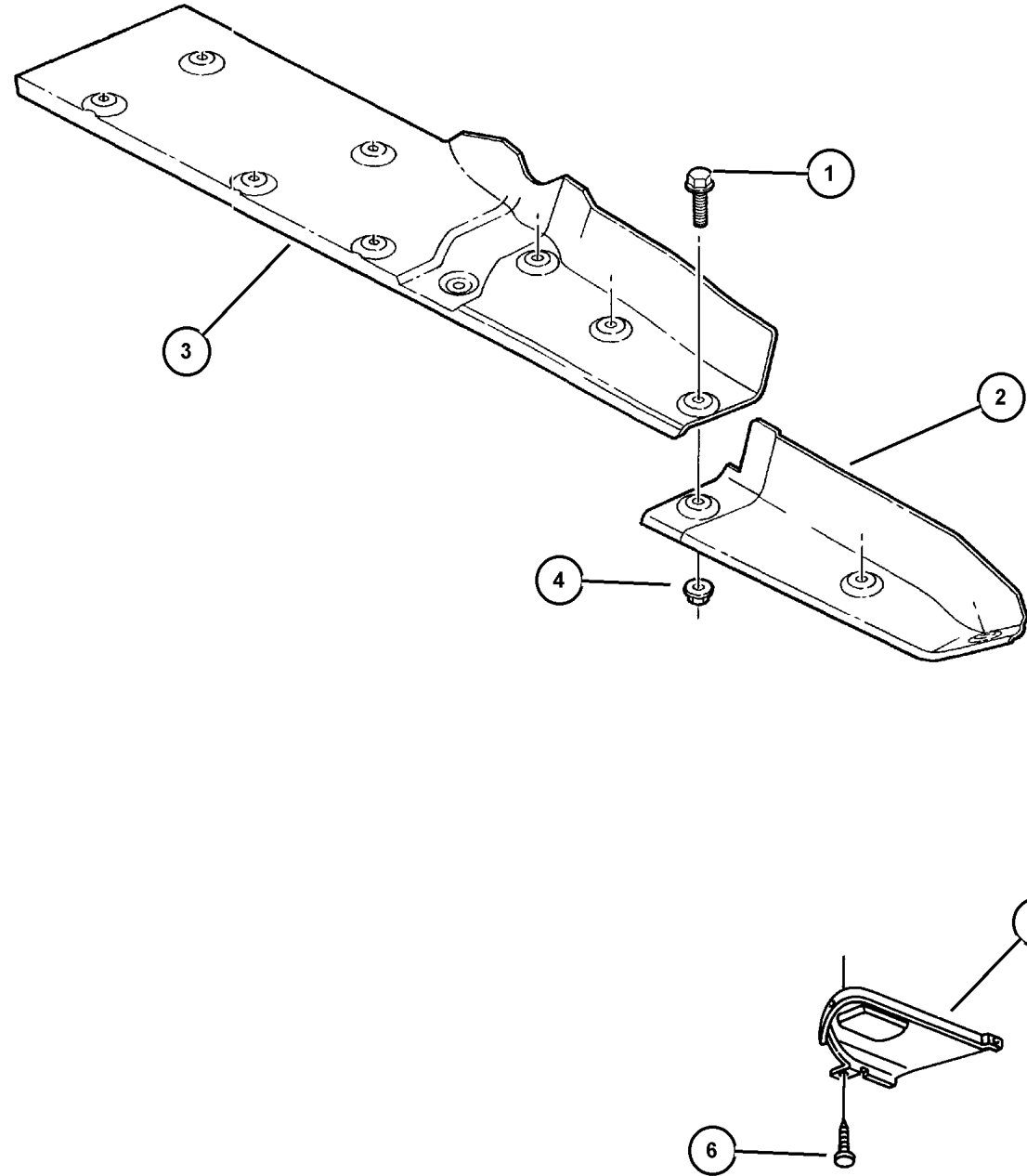
JEEP GRAND CHEROKEE (ZJ)

SERIES	LINE	BODY	ENGINE	TRANSMISSION
L = Low Line	J = 4WD T = 2WD	74 = 4 Door	ERH, ER0 = 4.0L Power Tech I-6. ELF, EL0 = 5.2L V8 MPI EML, EM0 = 5.9L V8 MPI	DGW = 4 Speed Auto. 44RE DGK = 4 Speed Auto. 42RE DGT = 4 Speed Auto. 46RE DG0 = All Speed Auto.

AR = Use as required - = Non illustrated part # = New this model year

October 20, 2004

**Heat Shields 5.2L (ELF), 5.9L (EML) Engine
Figure 011-210**



ITEM	PART NUMBER	QTY	LINE	SERIES	BODY	ENGINE	TRANS	TRIM	DESCRIPTION
1									SCREW, .250-14X.699, (NOT SERVICED) (Not Serviced)
2	5525 5307	1							SHIELD, Heat
3	5529 6097	1							SHIELD, Heat
4	6034 402	10							NUT, Hex Flange, .25-7
5	5529 6098	1							SHIELD, Heat
6									PIN, M5x17.80, (NOT SERVICED) (Not Serviced)

JEEP GRAND CHEROKEE (ZJ)				
SERIES	LINE	BODY	ENGINE	TRANSMISSION
L = Low Line	J = 4WD T = 2WD	74 = 4 Door	ERH, ER0 = 4.0L Power Tech I-6. ELF, EL0 = 5.2L V8 MPI EML, EM0 = 5.9L V8 MPI	DGW = 4 Speed Auto. 44RE DGK = 4 Speed Auto. 42RE DGT = 4 Speed Auto. 46RE DGO = All Speed Auto.

AR = Use as required - = Non illustrated part # = New this model year

October 20, 2004

Group - 013

Frames and Bumpers

GROUP 13 - Frames and Bumpers

Illustration Title

Group-Fig. No.

Front Bumper and Fascia

Bumper, Front Fig. 013-240

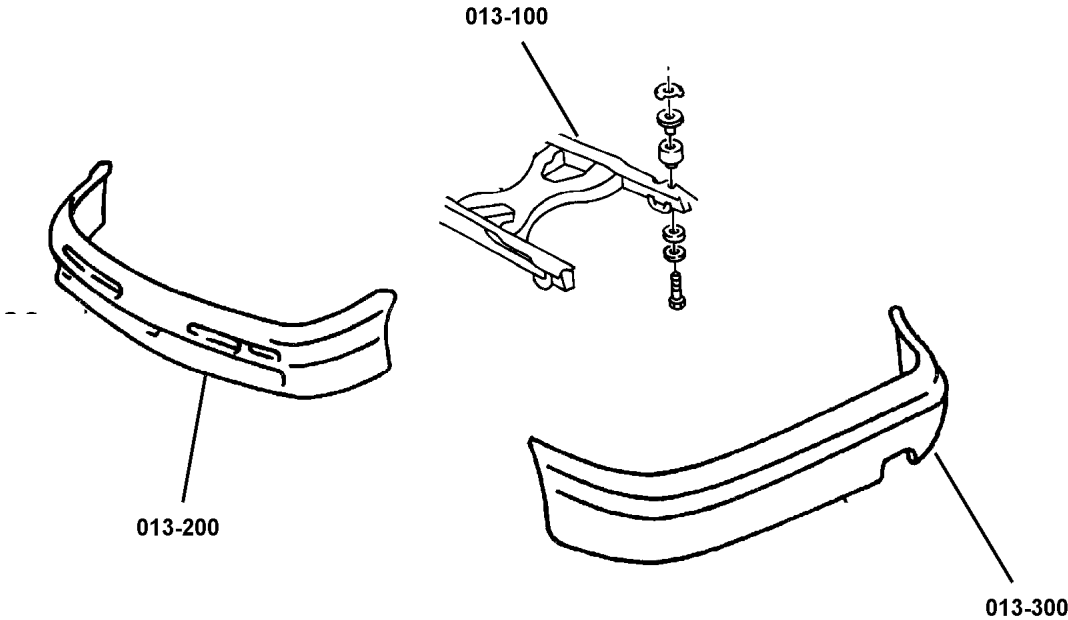
Rear Bumper and Fascia

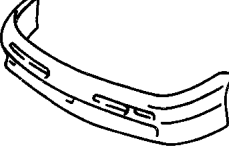


Bumper, Rear Fig. 013-340

Trailer Tow

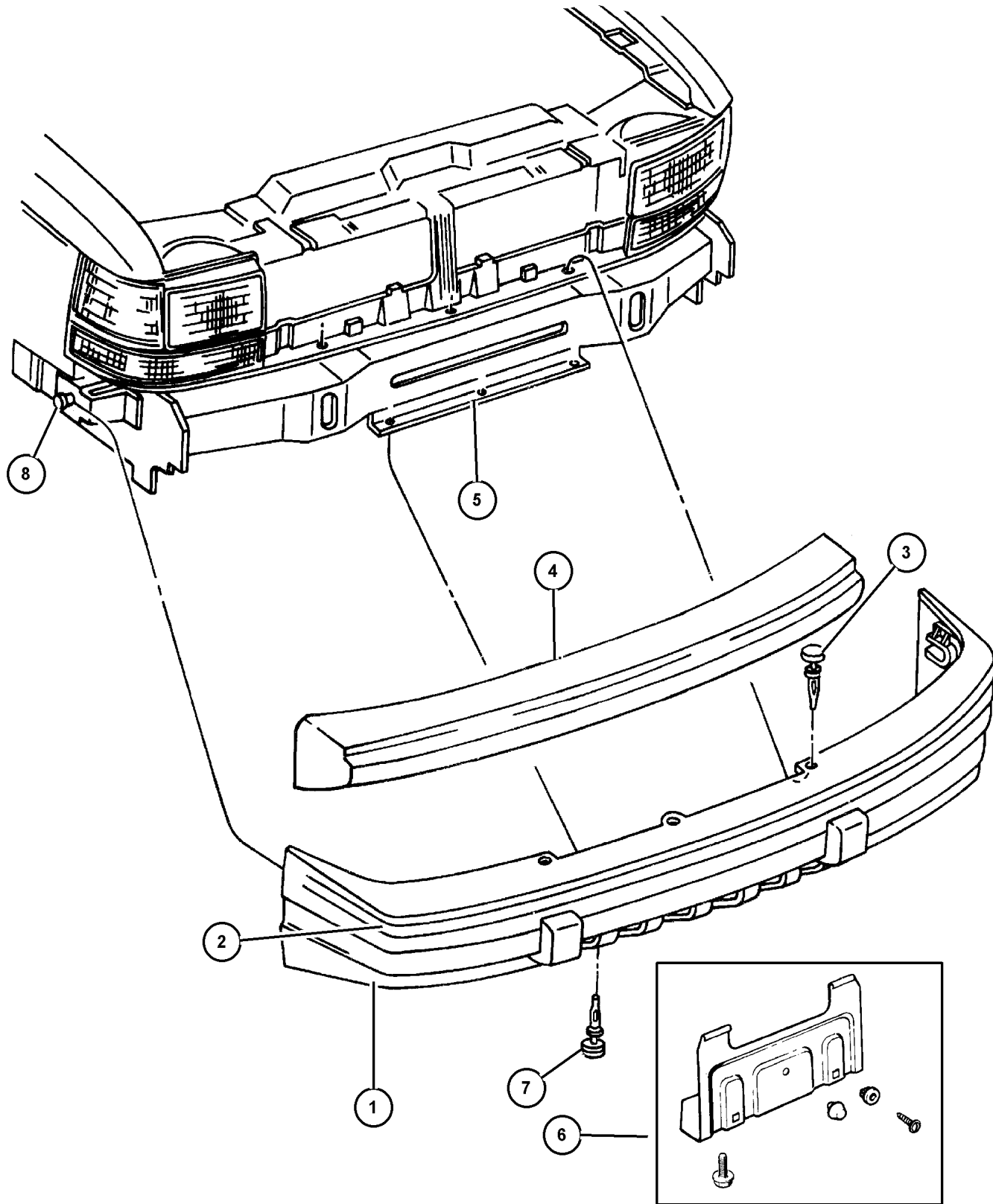
Tow Eye and Hooks Fig. 013-610

Trailer Towing Hitch Fig. 013-630



<p>013-200 Front Bumper and Fascia</p> 	<p>013-300 Rear Bumper and Fascia</p> 	<p>013-600 Trailer Tow</p> 	
---	--	---	--

Bumper, Front Figure 013-240



ITEM	PART NUMBER	QTY	LINE	SERIES	BODY	ENGINE	TRANS	TRIM	DESCRIPTION
1									FASCIA, Front
	5DS0 4SS5	1							Laredo without Fog Lamp (ARN)
	5DN6 3SS5	1							Laredo with Fog Lamp (ARN), Without [ADZ]
	4798 891	AR							Limited (ARP), Laredo With [ADZ]
	5ES2 1DX9	1							TSI (AFM), Black Painted
	5ES21 DX9AB	1							TSI (AFM), Black Injected
	5ES2 1MFD	1							TSI (AFM), Driftwood Painted
	5ES21 VF7AB	1							TSI (AFM), Brownstone Injected
	5FY81 DX9AB	1							Laredo Special Appearance (ADX), [Black] With Fog Lamps
	5FY81 VF7AB	1							Laredo Special Appearance (ADX), [Brownstone] With Fog Lamps
	5FY82 VF7AB	1							Laredo Special Appearance (ADX), [Brownstone] Without Fog Lamps
2									TAPE, Fascia, Front
	5FS8 6HC3	1							TSI (AFM), Right
	5FS8 7HC3	1							TSI (AFM), Left
3	6503 454	3							PIN, Fascia To Bumper, Push
4									ABSORBER, Front Energy
	5529 5483	1							Laredo (ARN)
		1							Laredo Special Edition (ADX)
	5525 5126	1							Limited (ARP)
	5529 5483	1							TSI (AFM)
5	5205 8271	1							BRACKET, Fascia, Fascia Support
6	5525 5994	1							LICENSE PLATE KIT
7	6503 106	3							RETAINER, Push In Type M6.3 Hole
8	5525 4700	AR							PLATE, Fascia, Fascia Stud Repair

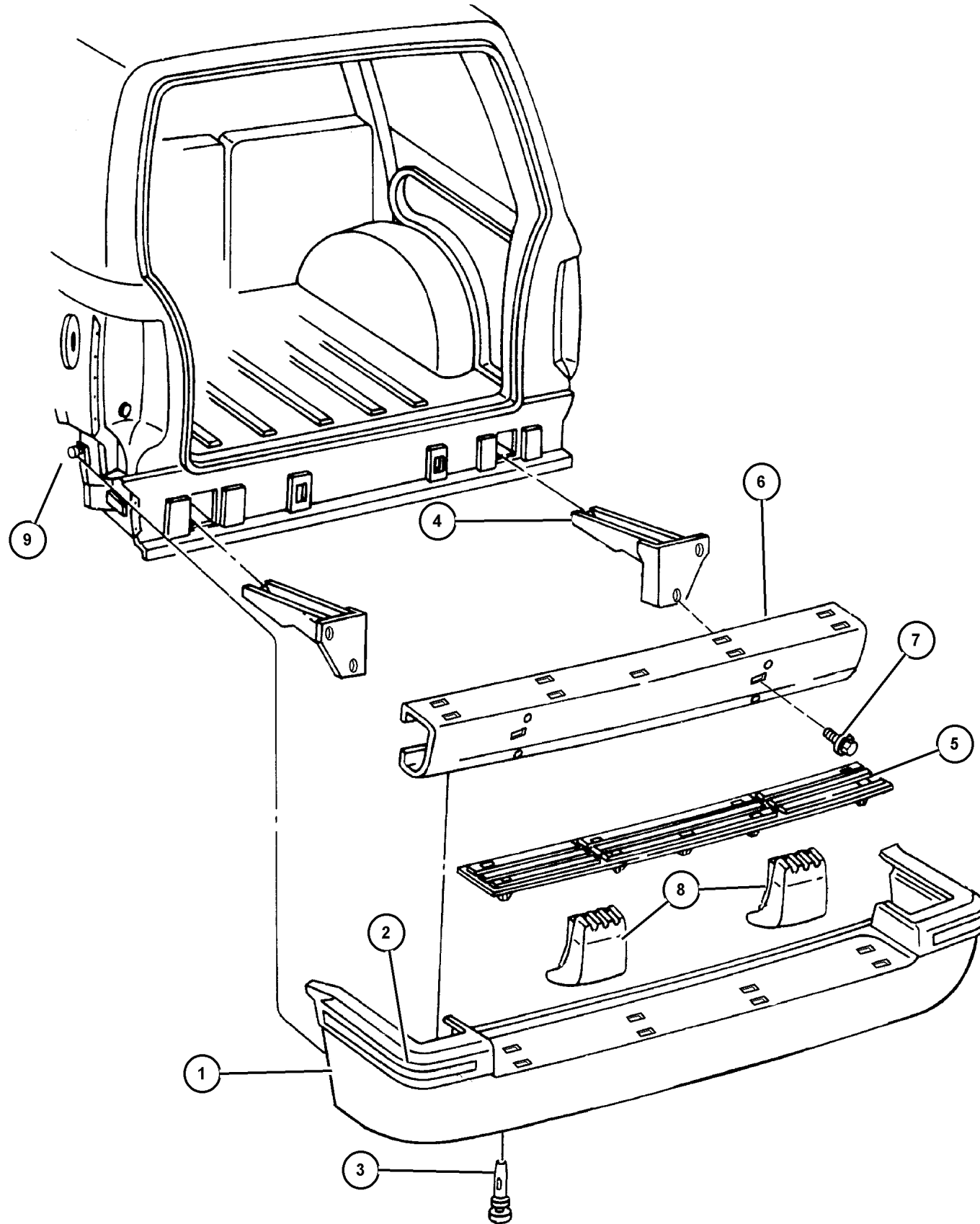
JEEP GRAND CHEROKEE (ZJ)

SERIES	LINE	BODY	ENGINE	TRANSMISSION
L = Low Line	J = 4WD T = 2WD	74 = 4 Door	ERH, ER0 = 4.0L Power Tech I-6. ELF, EL0 = 5.2L V8 MPI EML, EM0 = 5.9L V8 MPI	DGW = 4 Speed Auto. 44RE DGK = 4 Speed Auto. 42RE DGT = 4 Speed Auto. 46RE DGO = All Speed Auto.

AR = Use as required - = Non illustrated part # = New this model year

October 20, 2004

Bumper, Rear Figure 013-340



ITEM	PART NUMBER	QTY	LINE	SERIES	BODY	ENGINE	TRANS	TRIM	DESCRIPTION
1									FASCIA, Rear
	5DP6 5SS5	1							Laredo
	5FY80 VF7AB	1							Laredo Special Appearance (ADX)
	4798 892	AR							Limited (ARP), Laredo Special Edition (ADZ)
	5ES22 VF7AB	1							TSI (AFM), Brownstone Injected
	5ES2 2MFD	1							TSI (AFM), Driftwood Painted
	5ES22 DX9AB	1							TSI (AFM), Black Injected
	5ES2 2DX9	1							TSI (AFM), Black Painted
2									TAPE, Fascia, Rear
	5FS9 6HC3	1							TSI (AFM), Right
	5FS9 7HC3	1							[S4] TSI (AFM), Left
		1							[X8] TSI (AFM), Left
3	6503 106	4							RETAINER, Push In Type M6.3 Hole
4									BRACKET, Rear Bumper
	5525 5338	1							Right
	5525 5339	1							Left
5	5503 1880	1							PLATE, Scuff, Rear Bumper Step
6	5515 5459	1							REINFORCEMENT, Rear Bumper
7									SCREW, (NOT SERVICED) (Not Serviced)
8									ABSORBER, Rear Energy
	5529 5508	1							Laredo
	5525 5128	1							Limited (ARP)
	5529 5508	1							TSI (AFM)
9	5525 4700	AR							PLATE, Fascia, Fascia Stud Repair
-10	6503 871	4							STUD, M12x1.75x65.50

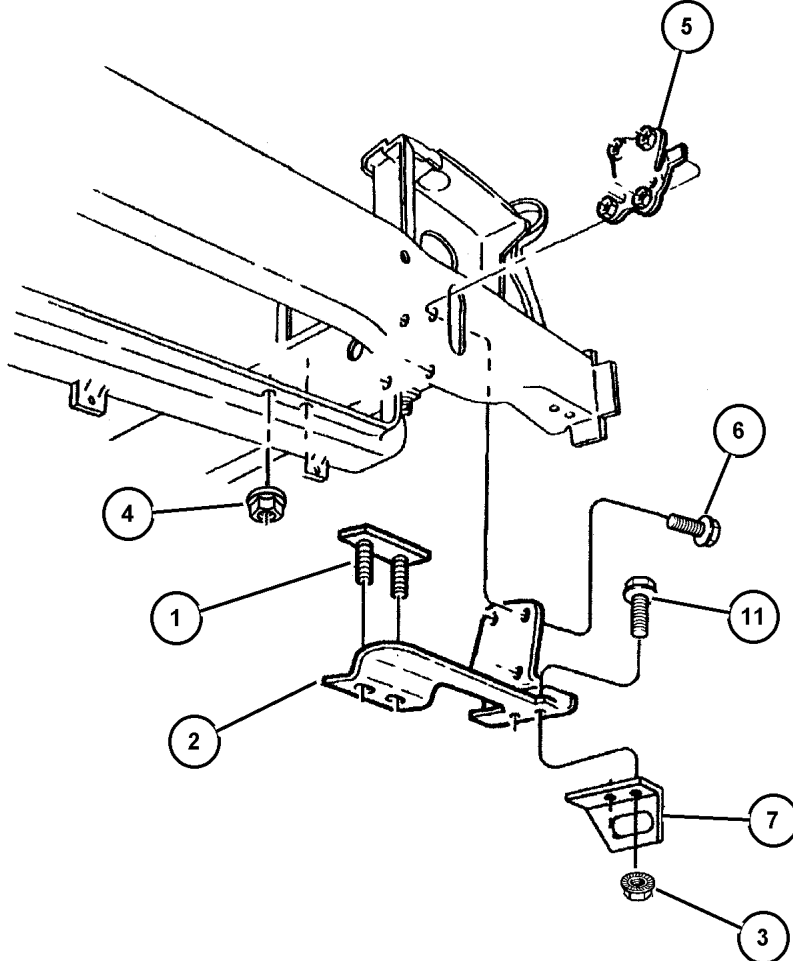
JEEP GRAND CHEROKEE (ZJ)

SERIES	LINE	BODY	ENGINE	TRANSMISSION
L = Low Line	J = 4WD T = 2WD	74 = 4 Door	ERH, ER0 = 4.0L Power Tech I-6. ELF, EL0 = 5.2L V8 MPI EML, EM0 = 5.9L V8 MPI	DGW = 4 Speed Auto. 44RE DGK = 4 Speed Auto. 42RE DGT = 4 Speed Auto. 46RE DGO = All Speed Auto.

AR = Use as required - = Non illustrated part # = New this model year

October 20, 2004

Tow Eye and Hooks
Figure 013-610



ITEM	PART NUMBER	QTY	LINE	SERIES	BODY	ENGINE	TRANS	TRIM	DESCRIPTION
1	5515 5486	2	J						STUD PLATE, Brush Guard, Stud
2									BRACKET, Tow Hook
	5205 7628	1							Right Front
	5205 7629	1							Left Front
	5200 5584	1							Rear
3									NUT, (NOT SERVICED) (Not Serviced)
4	6101 448	4							NUT AND WASHER, Hex Nut-Coned Washer, M10 x 1.5
5									PLATE, Tow Hook
	5205 7762	1							Right
	5205 7763	1							Left
6	6503 331	8							SCREW AND WASHER, Hex Flange Head Lock, M10x1.5x40
7	5200 1644	1							HOOK, Tow
-8	5205 7999	2							HOOK, Tow
-9	6101 554	2							SCREW AND WASHER, Hex Head, M12x1.75x55, Tow Hook
-10	6100 055	4							NUT AND WASHER, Hex Nut-Coned Washer, M12 x 1.75, Tow Hook
11	6101 102	1							BOLT, Hex Head, M12x1.75x45

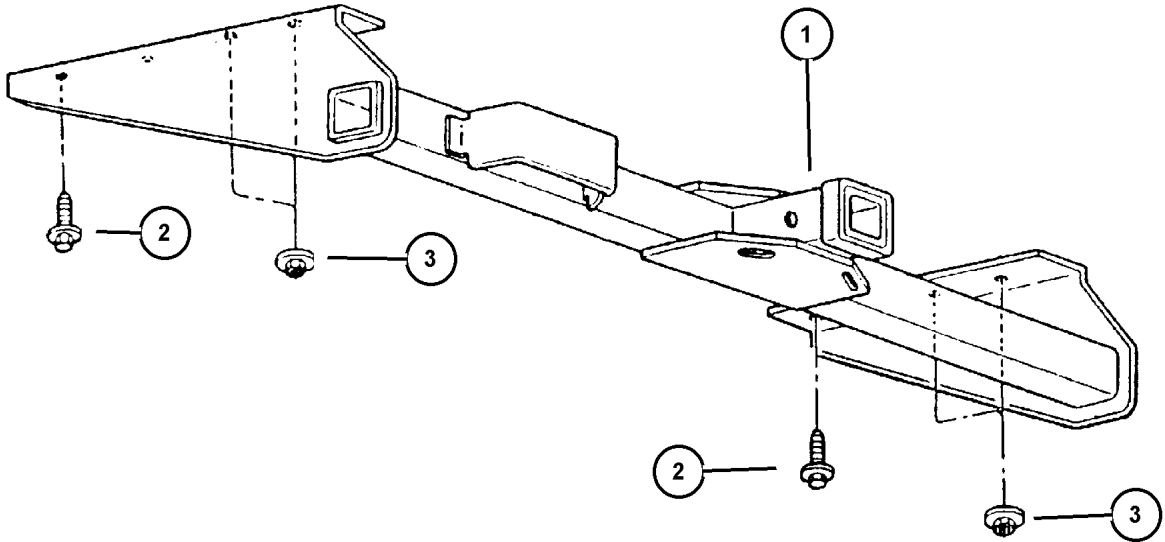
JEEP GRAND CHEROKEE (ZJ)

SERIES	LINE	BODY	ENGINE	TRANSMISSION
L = Low Line	J = 4WD T = 2WD	74 = 4 Door	ERH, ER0 = 4.0L Power Tech I-6. ELF, EL0 = 5.2L V8 MPI EML, EM0 = 5.9L V8 MPI	DGW = 4 Speed Auto. 44RE DGK = 4 Speed Auto. 42RE DGT = 4 Speed Auto. 46RE DG0 = All Speed Auto.

AR = Use as required - = Non illustrated part # = New this model year

**Trailer Towing Hitch
Figure 013-630**

ITEM	PART NUMBER	QTY	LINE	SERIES	BODY	ENGINE	TRANS	TRIM	DESCRIPTION
1	5205 8755	1							HITCH, Trailer
2	6101 102	2							BOLT, Hex Head, M12x1.75x45
3	6100 056	4							NUT AND WASHER, Hex, M12x1.75



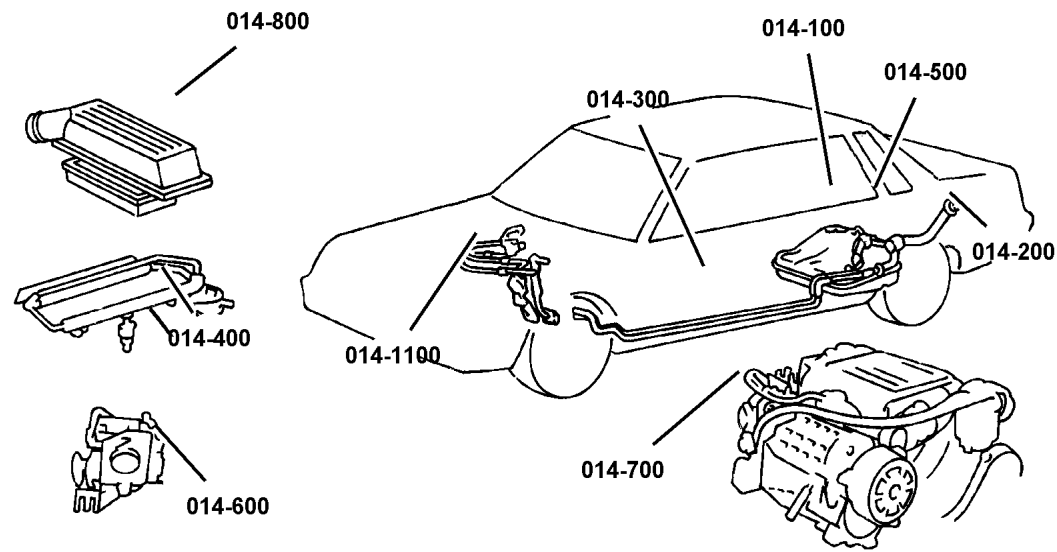
JEEP GRAND CHEROKEE (ZJ)				
SERIES	LINE	BODY	ENGINE	TRANSMISSION
L = Low Line	J = 4WD T = 2WD	74 = 4 Door	ERH, ER0 = 4.0L Power Tech I-6. ELF, EL0 = 5.2L V8 MPI EML, EM0 = 5.9L V8 MPI	DGW = 4 Speed Auto. 44RE DGK = 4 Speed Auto. 42RE DGT = 4 Speed Auto. 46RE DG0 = All Speed Auto.

AR = Use as required - = Non illustrated part # = New this model year

October 20, 2004


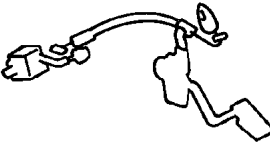

Group - 014

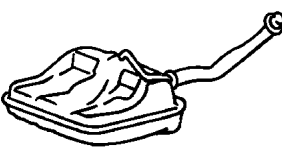


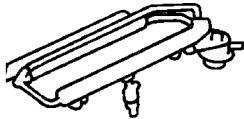
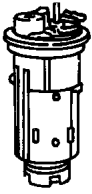

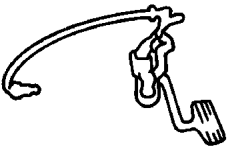
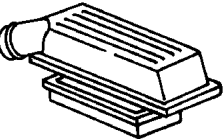
Fuel



Group - 014

Fuel

<p>014-900 Air Intake System</p> 	<p>014-1000 Speed Control</p> 	<p>014-1100 Accelerator Pedal</p> 	
---	--	--	--

<p>014-100 Tank, Fuel</p> 	<p>014-200 Fuel Tank Filler Tube</p> 	<p>014-300 Fuel Lines</p> 	<p>014-400 Fuel Rail</p> 
<p>014-500 Fuel Pump and Sending Unit</p> 	<p>014-600 Throttle Body</p> 	<p>014-700 Throttle Controls</p> 	<p>014-800 Air Cleaner</p> 



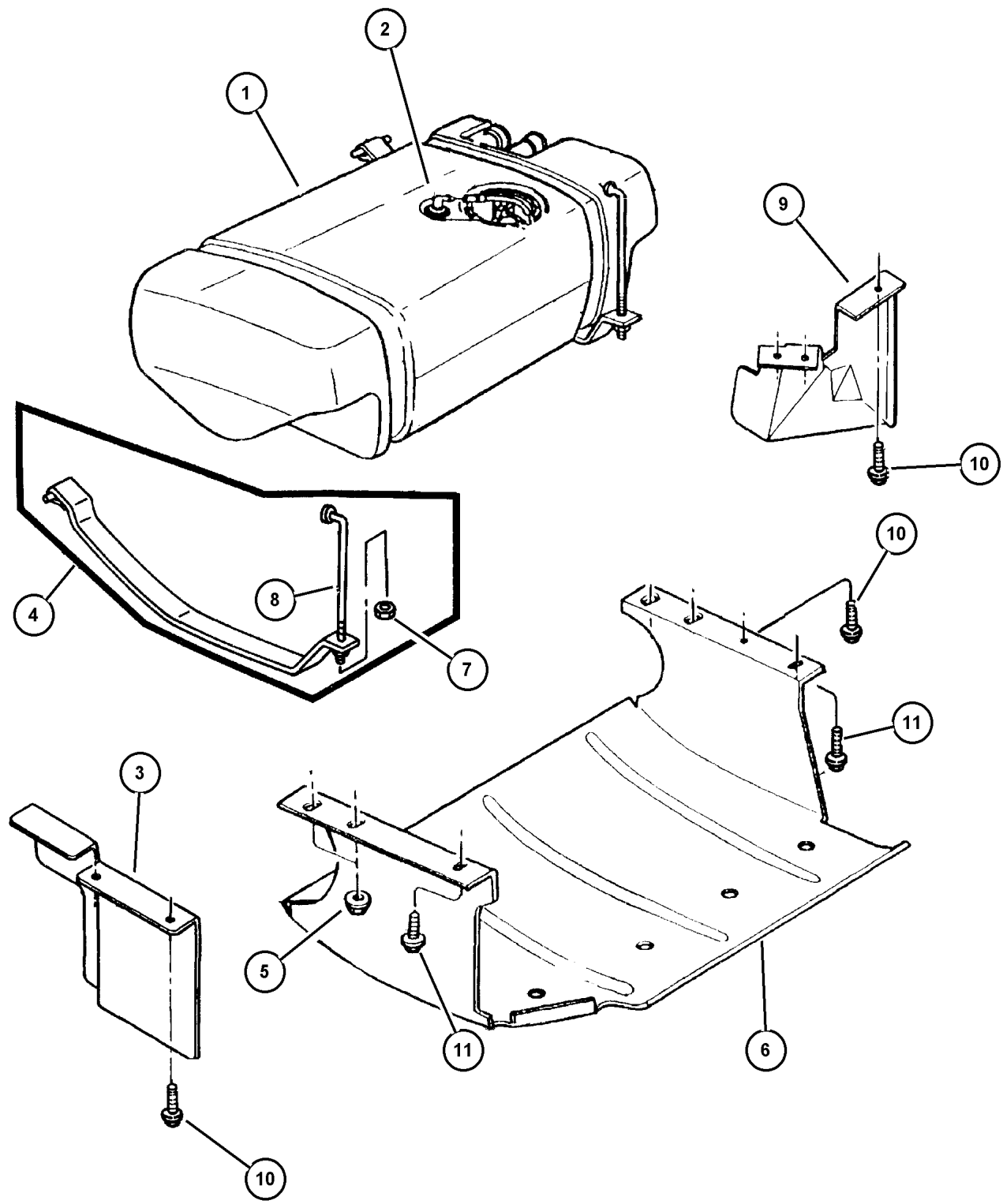
GROUP 14 - Fuel

Illustration Title	Group-Fig. No.
Tank, Fuel	
Fuel Tank 4.0L (ERH), 5.2L (ELF), 5.9L (EML) Engine	Fig. 014-130
Fuel Tank Filler Tube	
Fuel Tank Filler Tube 4.0L (ERH), 5.2L (ELF), 5.9L (EML) Engine	Fig. 014-220
Fuel Lines	
Fuel Lines, Front 4.0L (ERH), 5.2L (ELF), 5.9L (EML) Engine	Fig. 014-310
Fuel Lines, Rear 4.0L (ERH), 5.2L (ELF), 5.9L (EML) Engine	Fig. 014-340
Fuel Rail	
Fuel Injection System 4.0L (ERH), 5.2L (ELF), 5.9L (EML) Engine	Fig. 014-410
Fuel Pump and Sending Unit	
Fuel Module 4.0L (ERH), 5.2L (ELF), 5.9L (EML) Engine	Fig. 014-520
Throttle Body	
Throttle Body 4.0L (ERH), 5.2L (ELF), 5.9L (EML) Engine	Fig. 014-610
Throttle Controls	
Throttle Controls 4.0L (ERH), 5.2L (ELF), 5.9L (EML) Engine	Fig. 014-720
Air Cleaner	
Air Cleaner 4.0L (ERH), 5.2L (ELF), 5.9L (EML) Engine	Fig. 014-850
Air Intake System	
Air Intake System 4.0L (ERH), 5.2L (ELF), 5.9L (EML) Engine	Fig. 014-910
Speed Control	
Speed Control 4.0L (ERH), 5.2L (ELF), 5.9L (EML) Engine	Fig. 014-1030
Accelerator Pedal	
Accelerator Pedal 4.0L (ERH), 5.2L (ELF), 5.9L (EML) Engine	Fig. 014-1110



Fuel Tank 4.0L (ERH), 5.2L (ELF), 5.9L (EML) Engine
Figure 014-130

ITEM	PART NUMBER	QTY	LINE	SERIES	BODY	ENGINE	TRANS	TRIM	DESCRIPTION
1	5210 0233	1				ELO, EMO, ERO			TANK, Fuel
2									VALVE, Fuel Vapor, Serviced in Tank, (NOT SERVICED) (Not Serviced)
3	5529 6096	1							SHIELD, Heat
4	5210 0128	2							STRAP, Fuel Tank
5	6100 056	4							NUT AND WASHER, Hex, M12x1.75
6	5201 8436	1							PLATE, Fuel Tank Skid
7	6034 955	2							NUT, Hex Flange Lock, .375-16
8	5210 0130	2							BOLT, Fuel Tank Strap
9	5305 5010	1							SHIELD, Fuel Tank
10	6101 777	4							SCREW, Hex Flange Head Tapping, M6x1.00x20.00
11	6101 102	2							BOLT, Hex Head, M12x1.75x45

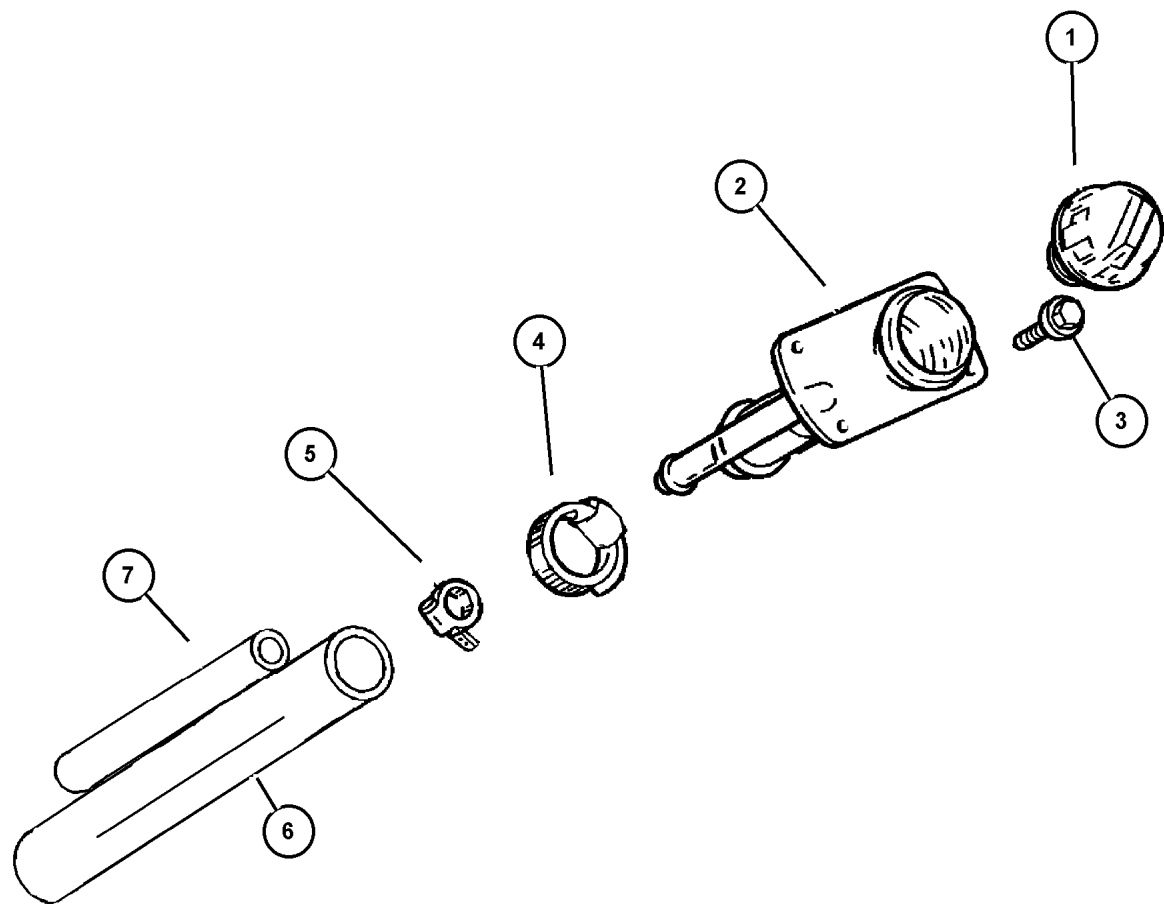


JEEP GRAND CHEROKEE (ZJ)				
SERIES	LINE	BODY	ENGINE	TRANSMISSION
L = Low Line	J = 4WD T = 2WD	74 = 4 Door	ERH, ERO = 4.0L Power Tech I-6. ELF, ELO = 5.2L V8 MPI EML, EMO = 5.9L V8 MPI	DGW = 4 Speed Auto. 44RE DGK = 4 Speed Auto. 42RE DGT = 4 Speed Auto. 46RE DGO = All Speed Auto.

AR = Use as required - = Non illustrated part # = New this model year

October 20, 2004

Fuel Tank Filler Tube 4.0L (ERH), 5.2L (ELF), 5.9L (EML) Engine
Figure 014-220



ITEM	PART NUMBER	QTY	LINE	SERIES	BODY	ENGINE	TRANS	TRIM	DESCRIPTION
1	5210 0205	1							CAP, Fuel Filler
2	52100 380AA	1							TUBE, Filler
3	0154 236	4							SCREW, Stake, .19-24
4	6502 090	1							CLAMP, Hose
5	2448 770	1							CLAMP, Hose
6	5201 8801	1				EL0, EM0, ER0			HOSE, Fuel Filler
7	5201 8799	1				EL0, EM0, ER0			HOSE, Fuel

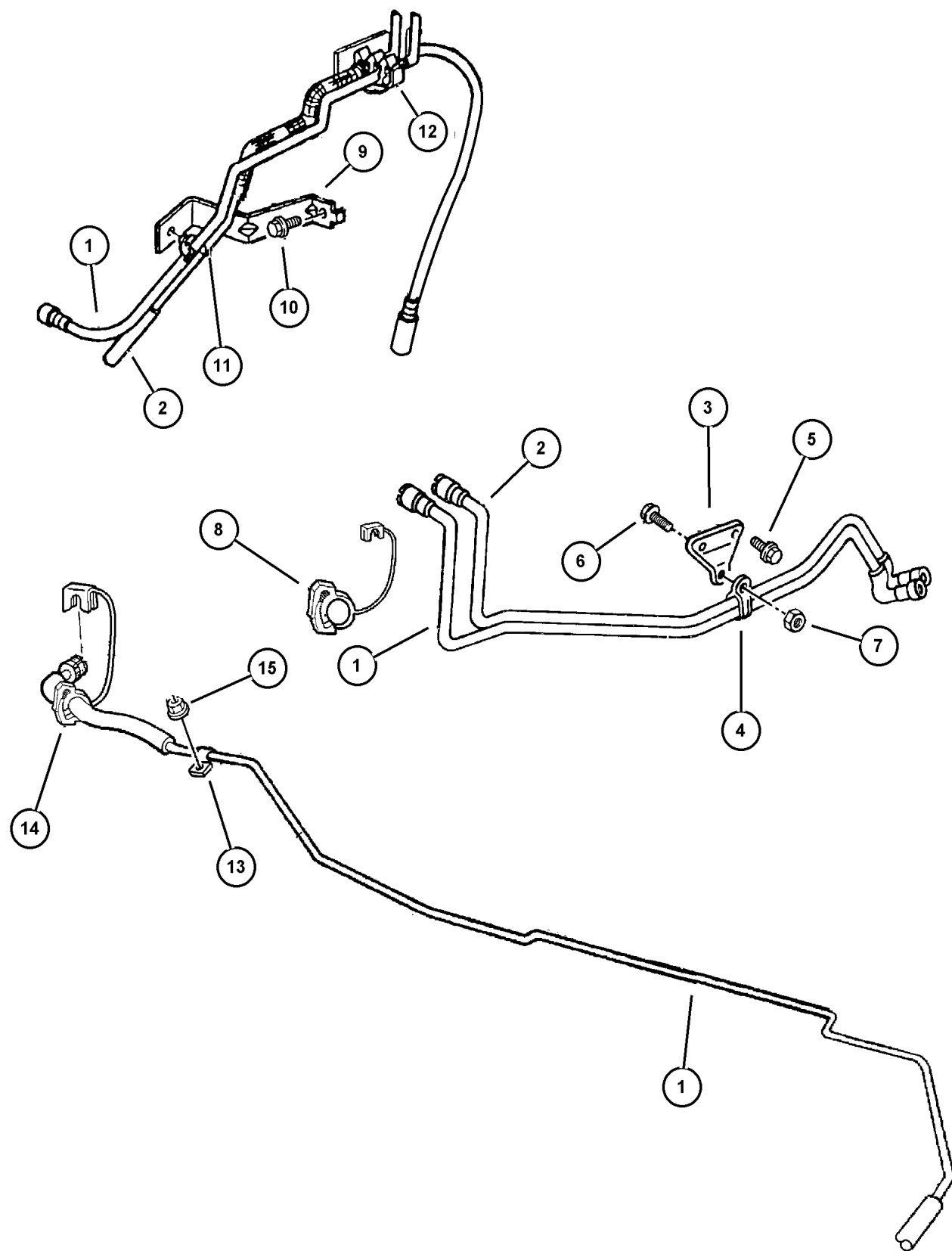
JEEP GRAND CHEROKEE (ZJ)

SERIES	LINE	BODY	ENGINE	TRANSMISSION
L = Low Line	J = 4WD T = 2WD	74 = 4 Door	ERH, ER0 = 4.0L Power Tech I-6. ELF, EL0 = 5.2L V8 MPI EML, EM0 = 5.9L V8 MPI	DGW = 4 Speed Auto. 44RE DGK = 4 Speed Auto. 42RE DGT = 4 Speed Auto. 46RE DG0 = All Speed Auto.

AR = Use as required - = Non illustrated part # = New this model year

October 20, 2004

Fuel Lines, Front 4.0L (ERH), 5.2L (ELF), 5.9L EML) Engine
Figure 014-310



ITEM	PART NUMBER	QTY	LINE	SERIES	BODY	ENGINE	TRANS	TRIM	DESCRIPTION
1									TUBE, Fuel Supply
	5212 7633	1				ER0			
	5210 0210	1				ELO, EM0			
2	5202 0521	1				ELO, EM0, ER0			TUBE, Fuel Vapor
3	5200 7273	1				ER0			BRACKET, Fuel Line
4	6504 589	1				ER0			CLIP, Fuel Line
5	6101 801	2				ER0			SCREW, Tapping Annular, M8x1.25x15
6	6501 714	1				ER0			SCREW AND WASHER, Hex Head, M6x1x18
7	6100 047	1				ER0			NUT AND WASHER, Hex Nut-Coned Washer, M6 x 1.00
8									CLIP, Fuel Line
	5212 7788	1				ER0 ELO, EM0			
9	52100 303AA	1							BRACKET, Fuel Line
10	6101 777	1							SCREW, Hex Flange Head Tapping, M6x1.00x20.00
11	3420 2479	1				ELO, EM0, ER0			CLIP, Fuel Tube
12	3420 2479	1				ELO, EM0, ER0			CLIP, Fuel Tube
13	0120 522	1				ELO, EM0			CLIP, Wrap Around
14									CLIP, Fuel Line
	5212 7788	1				ER0 ELO, EM0			
15									NUT AND WASHER, Hex Nut-Coned Washer, .25-20
	6033 560	1				ELO, EM0 ER0			
		4							

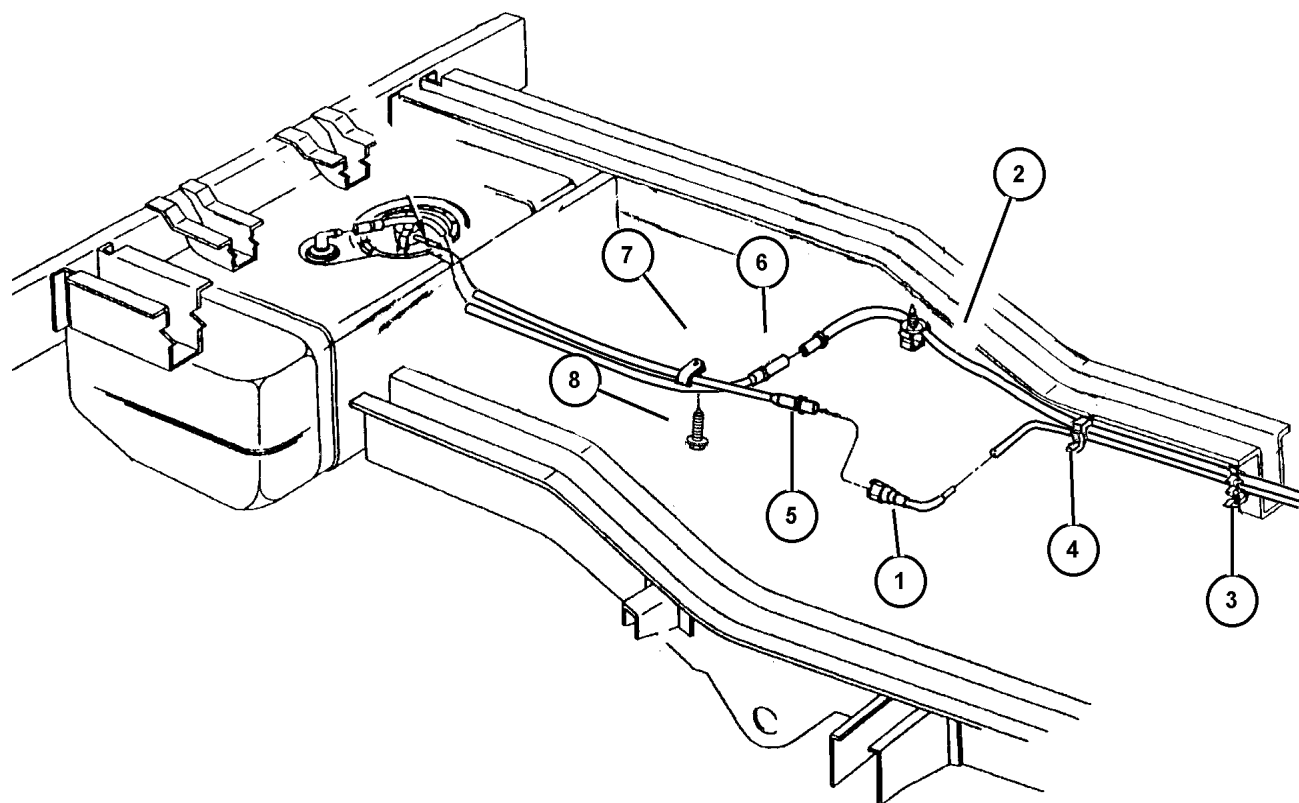
JEEP GRAND CHEROKEE (ZJ)

SERIES	LINE	BODY	ENGINE	TRANSMISSION
L = Low Line	J = 4WD T = 2WD	74 = 4 Door	ERH, ER0 = 4.0L Power Tech I-6. ELF, ELO = 5.2L V8 MPI EML, EM0 = 5.9L V8 MPI	DGW = 4 Speed Auto. 44RE DGK = 4 Speed Auto. 42RE DGT = 4 Speed Auto. 46RE DGO = All Speed Auto.

AR = Use as required - = Non illustrated part # = New this model year

October 20, 2004

Fuel Lines, Rear 4.0L (ERH), 5.2L (ELF), 5.9L (EML) Engine
Figure 014-340



ITEM	PART NUMBER	QTY	LINE	SERIES	BODY	ENGINE	TRANS	TRIM	DESCRIPTION
1	5210 0232	1				EL0, EM0, ER0			TUBE, Fuel Supply
	52018 803AB	1	J			EM0			
2	5201 7980	1				EL0, EM0, ER0			TUBE, Fuel Vapor
3	5200 7533	4				EL0, EM0, ER0			CLIP, Tube, 3 Way
4	3420 2479	2				EL0, EM0, ER0			CLIP, Fuel Tube
5	5210 0161	1				ER0 EL0, EM0, ER0			TUBE, Fuel Delivery
6	5200 5110	1				EL0, EM0, ER0			TUBE, Fuel Vapor
7	3420 2479	1				EL0, EM0, ER0			CLIP, Fuel Tube
8	6101 777	1				EM0, ER0			SCREW, Hex Flange Head Tapping, M6x1.00x20.00

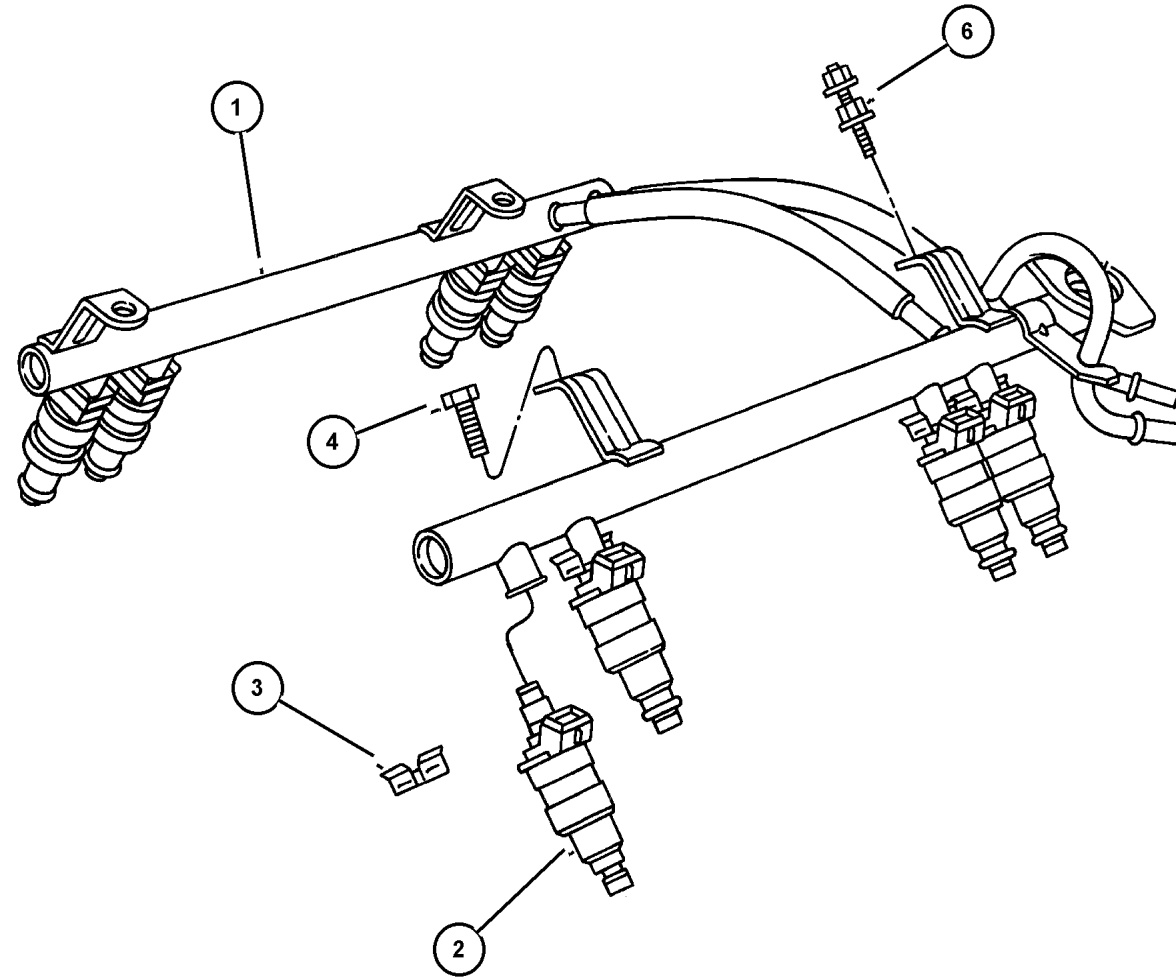
JEEP GRAND CHEROKEE (ZJ)

SERIES	LINE	BODY	ENGINE	TRANSMISSION
L = Low Line	J = 4WD T = 2WD	74 = 4 Door	ERH, ER0 = 4.0L Power Tech I-6. ELF, EL0 = 5.2L V8 MPI EML, EM0 = 5.9L V8 MPI	DGW = 4 Speed Auto. 44RE DGK = 4 Speed Auto. 42RE DGT = 4 Speed Auto. 46RE DGO = All Speed Auto.

AR = Use as required - = Non illustrated part # = New this model year

October 20, 2004

Fuel Injection System 4.0L (ERH), 5.2L (ELF), 5.9L (EML) Engine
Figure 014-410



ITEM	PART NUMBER	QTY	LINE	SERIES	BODY	ENGINE	TRANS	TRIM	DESCRIPTION
1									RAIL, Fuel
	5303 0598	1				EL0, EM0			
	5303 0699	1				ER0			
2									INJECTOR, Fuel
	5303 0778	6				ER0			
		8				EL0, EM0			
3									CLIP, Fuel Injector
	4418 257	6				ER0			
		8				EL0, EM0			
4	6501 979	3				ER0			SCREW AND WASHER, Hex Head, M6x1x17
-5	6035 575	4				EL0, EM0			SCREW AND WASHER, .312-18x. 875
6	6502 647	1				ER0			STUD, M6x1.00x44
-7									CAP
	5018 781AA	1				EL0, EM0			Diagnostic Port
		1				ER0			Diagnostic Port

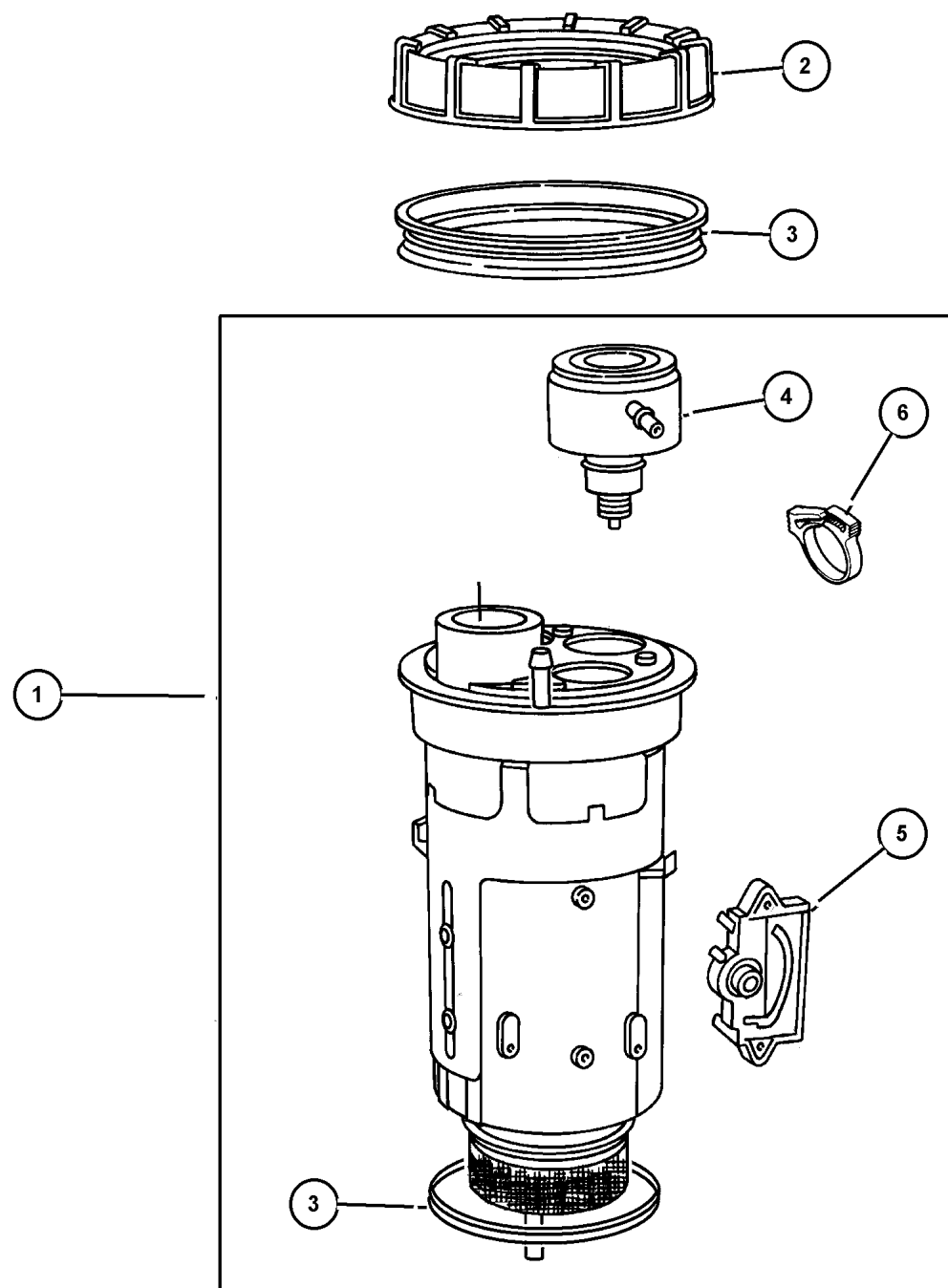
JEEP GRAND CHEROKEE (ZJ)

SERIES	LINE	BODY	ENGINE	TRANSMISSION
L = Low Line	J = 4WD T = 2WD	74 = 4 Door	ERH, ER0 = 4.0L Power Tech I-6. ELF, EL0 = 5.2L V8 MPI EML, EM0 = 5.9L V8 MPI	DGW = 4 Speed Auto. 44RE DGK = 4 Speed Auto. 42RE DGT = 4 Speed Auto. 46RE DGO = All Speed Auto.

AR = Use as required - = Non illustrated part # = New this model year

October 20, 2004

Fuel Module 4.0L (ERH), 5.2L (ELF), 5.9L (EML) Engine
Figure 014-520



ITEM	PART NUMBER	QTY	LINE	SERIES	BODY	ENGINE	TRANS	TRIM	DESCRIPTION
1	4874 172	1				EL0, EM0, ER0			MODULE PACKAGE, Fuel Tank
2	5200 5389	1				EL0, EM0, ER0			NUT, Fuel Pump Module
3	5201 8808	1				EL0, EM0, ER0			SEAL, Fuel Pump and Level Unit
4	4798 301	1				EL0, EM0, ER0			FILTER, Fuel
5	5010 176AA	1				EL0, EM0, ER0			BOARD PACKAGE, Fuel Level Circuit
6	4625 797	1				EL0, EM0, ER0			CLIP, Connector

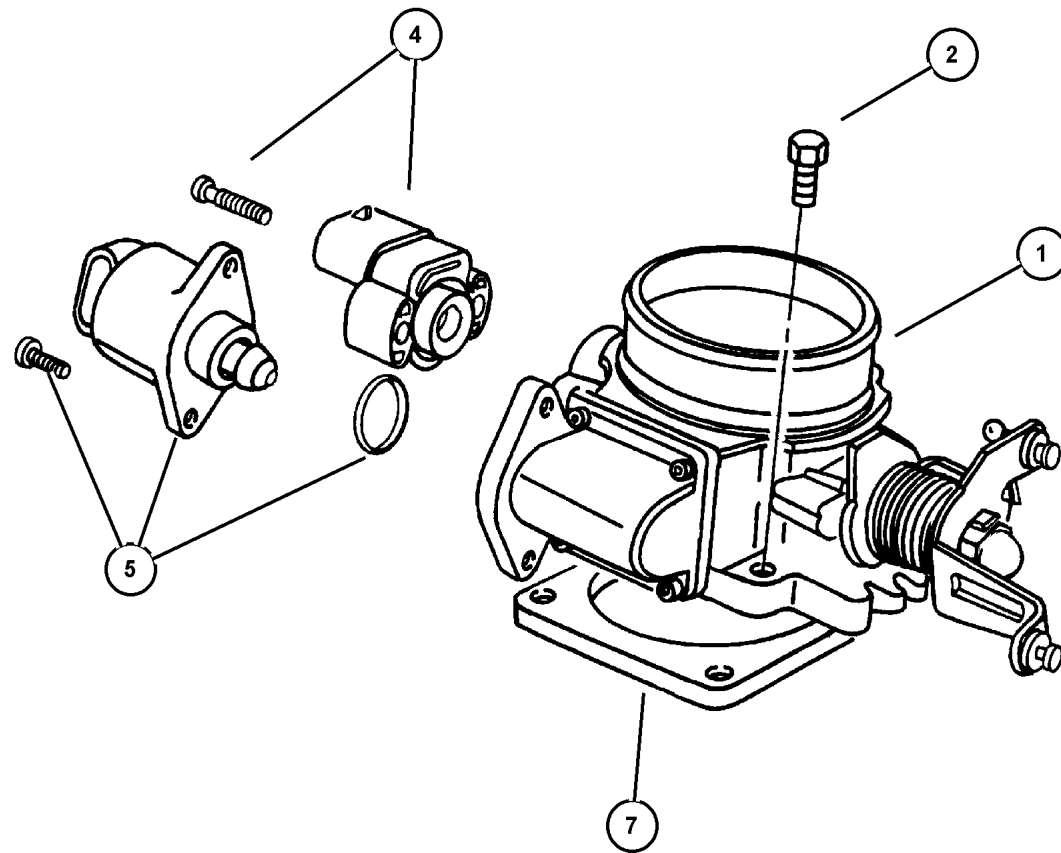
JEEP GRAND CHEROKEE (ZJ)

SERIES	LINE	BODY	ENGINE	TRANSMISSION
L = Low Line	J = 4WD T = 2WD	74 = 4 Door	ERH, ER0 = 4.0L Power Tech I-6. ELF, EL0 = 5.2L V8 MPI EML, EM0 = 5.9L V8 MPI	DGW = 4 Speed Auto. 44RE DGK = 4 Speed Auto. 42RE DGT = 4 Speed Auto. 46RE DG0 = All Speed Auto.

AR = Use as required - = Non illustrated part # = New this model year

October 20, 2004

**Throttle Body 4.0L (ERH), 5.2L (ELF), 5.9L (EML) Engine
Figure 014-610**



ITEM	PART NUMBER	QTY	LINE	SERIES	BODY	ENGINE	TRANS	TRIM	DESCRIPTION
1									THROTTLE BODY
	53030 807AB	1				EL0, EM0			
	53032 023AC	1				ER0			
2	6503 929	4				ER0			SCREW AND WASHER, Coned Pilot, M6x1x30
-3	6034 356	4				EL0, EM0			SCREW AND WASHER, Hex Head, .312-18x2.38
4									SENSOR, Throttle Position
	4874 371AC	1				ER0			
	4882 219	1				EL0, EM0			
5	53030 657AB	1				EL0, EM0			MOTOR, A.I.S.
-6	5303 0821	1				ER0			MOTOR, Auto Idle Speed
7	5300 7543	1				ER0			GASKET, Throttle Body
-8	5303 0541	1				EL0, EM0			GASKET, Throttle Body To Intake
-9	5300 9672	1				EL0, EM0			CONNECTOR, Emission Hose

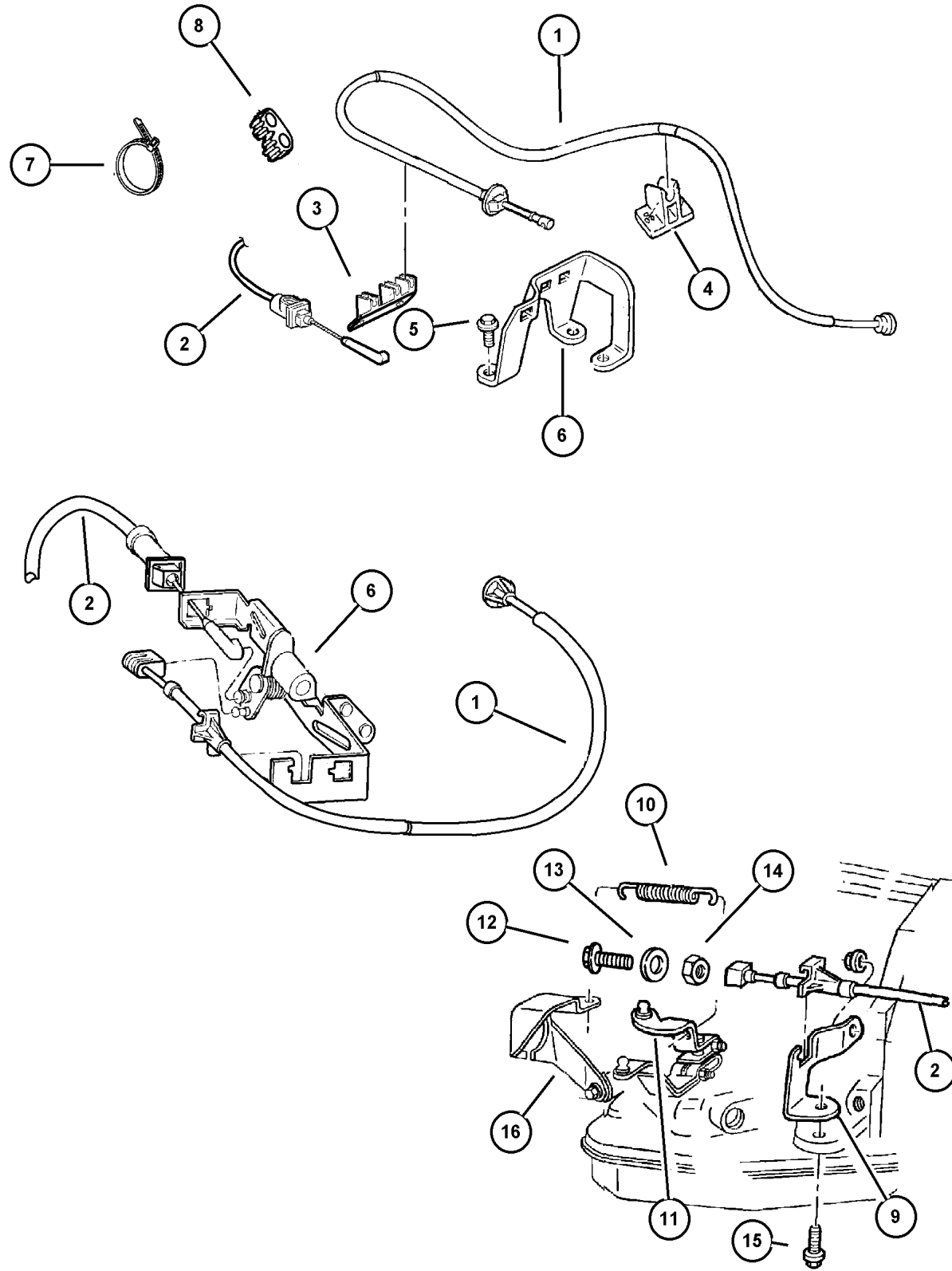
JEEP GRAND CHEROKEE (ZJ)

SERIES	LINE	BODY	ENGINE	TRANSMISSION
L = Low Line	J = 4WD T = 2WD	74 = 4 Door	ERH, ER0 = 4.0L Power Tech I-6. ELF, EL0 = 5.2L V8 MPI EML, EM0 = 5.9L V8 MPI	DGW = 4 Speed Auto. 44RE DGK = 4 Speed Auto. 42RE DGT = 4 Speed Auto. 46RE DGO = All Speed Auto.

AR = Use as required - = Non illustrated part # = New this model year

October 20, 2004

**Throttle Controls 4.0L (ERH), 5.2L (ELF), 5.9L (EML) Engine
Figure 014-720**



ITEM	PART NUMBER	QTY	LINE	SERIES	BODY	ENGINE	TRANS	TRIM	DESCRIPTION
1									CABLE, Accelerator
	4854 098	1				ER0			
	5303 2349	1				EL0, EM0			
2									CABLE, Throttle Valve
	52104 030AB	1				EL0, EM0	DG0		
	5210 4031	1				ER0	DGK		
3	5207 9029	1				ER0			GUIDE, Accelerator Cable
4	5207 8987	1				ER0			GUIDE, Accelerator Cable
5	6501 979	3				ER0			SCREW AND WASHER, Hex Head, M6x1x17
6	5300 7486	1				ER0			BRACKET, Accelerator Cable
7	5600 8876	1							STRAP, Tie
8	J400 5701	1					DG0		CLIP
9	5207 8867	1					DG0		BRACKET, Cable
10	5300 9055	1					DG0		SPRING, Throttle Valve Return
11	5207 8723	1					DG0		LEVER, Throttle Valve
12	0181 065	1					DG0		BOLT, Hex Head, .25-20x1.00
13	0138 165	1					DG0		WASHER, Lock
14	0219 462	1					DG0		NUT, Hex, .250-20
15	0181 112	1					DG0		SCREW AND WASHER, .375-16x1. 00
16	5207 8255	1				EL0, ER0	DG0		BRACKET, Shift Cable

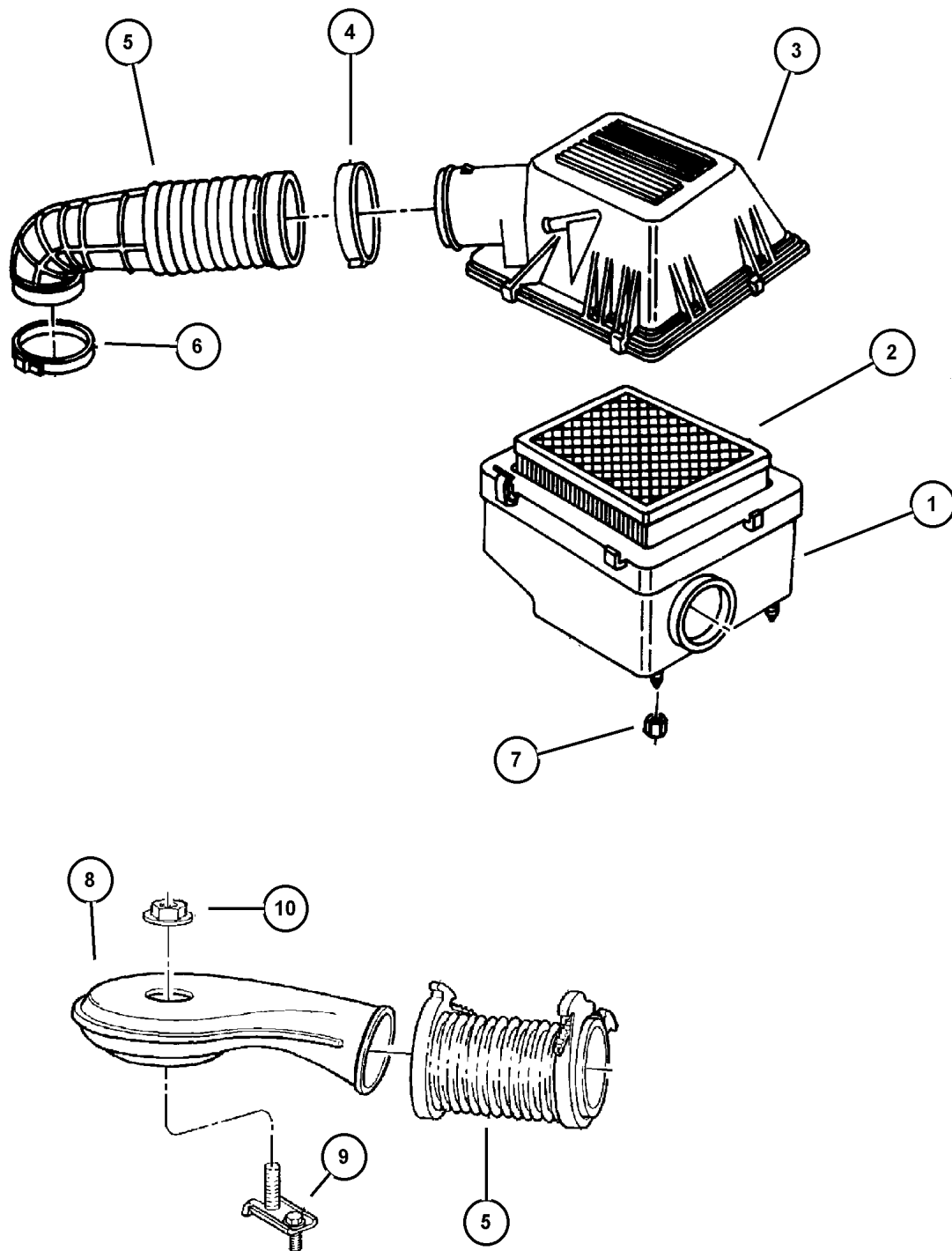
JEEP GRAND CHEROKEE (ZJ)

SERIES	LINE	BODY	ENGINE	TRANSMISSION
L = Low Line	J = 4WD T = 2WD	74 = 4 Door	ERH, ER0 = 4.0L Power Tech I-6. ELF, EL0 = 5.2L V8 MPI EML, EM0 = 5.9L V8 MPI	DGW = 4 Speed Auto. 44RE DGK = 4 Speed Auto. 42RE DGT = 4 Speed Auto. 46RE DG0 = All Speed Auto.

AR = Use as required - = Non illustrated part # = New this model year

October 20, 2004

**Air Cleaner 4.0L (ERH), 5.2L (ELF), 5.9L (EML) Engine
Figure 014-850**



ITEM	PART NUMBER	QTY	LINE	SERIES	BODY	ENGINE	TRANS	TRIM	DESCRIPTION
1	5300 7385	1				ER0			HOUSING, Air Cleaner
		1				EL0, EM0			
2	5300 7386	1				ER0			FILTER, Air
		1				EL0, EM0			
3	5303 0178	1				ER0			COVER, Air Cleaner
		1				EL0, EM0			
4	5300 6584	1				ER0			CLAMP, Hose to Air Cleaner
		2				EL0, EM0			
5	5300 7571	1				ER0			HOSE, Air Cleaner to T/Body
	5300 9268	1				EL0, EM0			
6	5300 6273	1				ER0			CLAMP, Air Cleaner Duct
7									NUT, M8x1.25, (NOT SERVICED) (Not Serviced)
8	5300 9266	1				EL0, EM0			BONNET, Throttle Body Air Inlet
9	5303 0693	1				EL0, EM0			BRACKET, Throttle Body Bonnet
10	5300 9267	1				EL0, EM0			NUT, Insert, .250 x 20

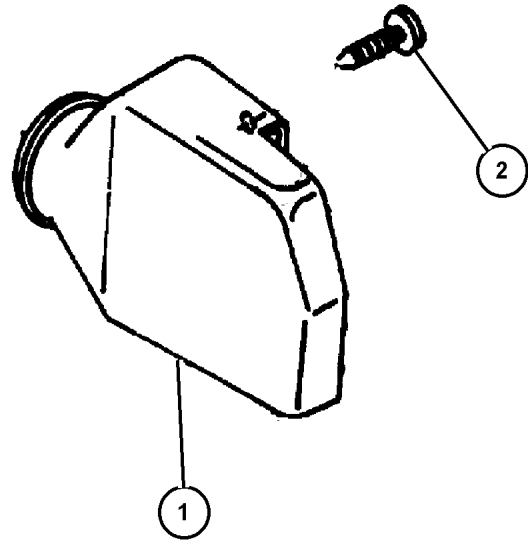
JEEP GRAND CHEROKEE (ZJ)

SERIES	LINE	BODY	ENGINE	TRANSMISSION
L = Low Line	J = 4WD T = 2WD	74 = 4 Door	ERH, ER0 = 4.0L Power Tech I-6. ELF, EL0 = 5.2L V8 MPI EML, EM0 = 5.9L V8 MPI	DGW = 4 Speed Auto. 44RE DGK = 4 Speed Auto. 42RE DGT = 4 Speed Auto. 46RE DGO = All Speed Auto.

AR = Use as required - = Non illustrated part # = New this model year

October 20, 2004

**Air Intake System 4.0L (ERH), 5.2L (ELF), 5.9L (EML) Engine
Figure 014-910**



ITEM	PART NUMBER	QTY	LINE	SERIES	BODY	ENGINE	TRANS	TRIM	DESCRIPTION
1	5300 7447	1							DUCT, Ambient Air
2	6030 441	1							PIN, Retainer

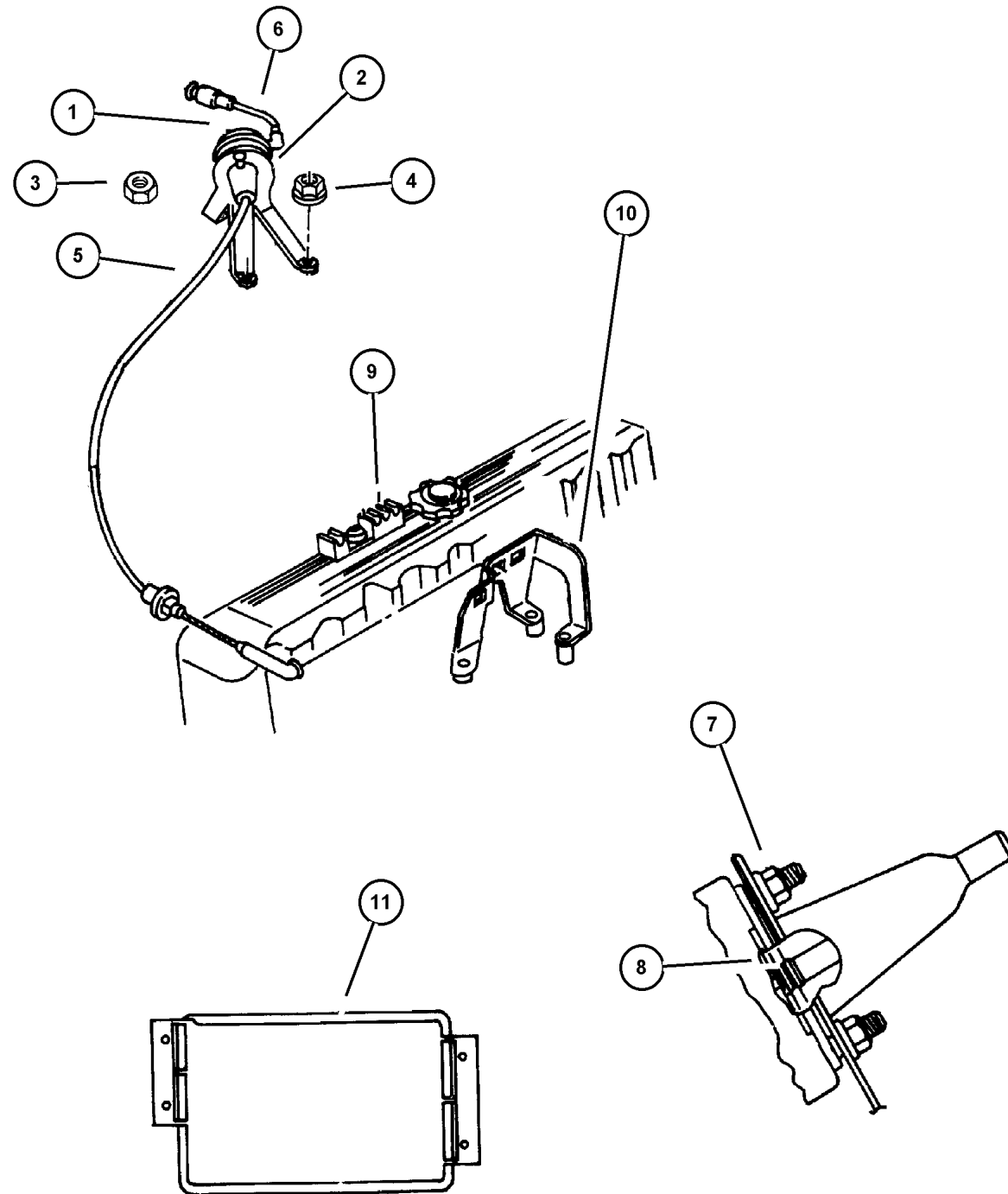
JEEP GRAND CHEROKEE (ZJ)

SERIES	LINE	BODY	ENGINE	TRANSMISSION
L = Low Line	J = 4WD T = 2WD	74 = 4 Door	ERH, ER0 = 4.0L Power Tech I-6. ELF, EL0 = 5.2L V8 MPI EML, EM0 = 5.9L V8 MPI	DGW = 4 Speed Auto. 44RE DGK = 4 Speed Auto. 42RE DGT = 4 Speed Auto. 46RE DGO = All Speed Auto.

AR = Use as required - = Non illustrated part # = New this model year

October 20, 2004

**Speed Control 4.0L (ERH), 5.2L (ELF), 5.9L (EML) Engine
Figure 014-1030**



ITEM	PART NUMBER	QTY	LINE	SERIES	BODY	ENGINE	TRANS	TRIM	DESCRIPTION
1	4669 979	1				ER0			SERVO, Speed Control
		1				EL0, EM0			
2	5207 7997	1				ER0			BRACKET, Cruise Control Servo
		1				EL0, EM0			
3									NUT, M5x0.80, (NOT SERVICED) (Not Serviced)
4									NUT, (NOT SERVICED) (Not Serviced)
5									CABLE, Speed Control
	4854 000	1				EL0, EM0			
	5207 8292	1				ER0			
6	5207 8684	1				ER0			HARNESS, Vacuum Speed Control
		1				EL0, EM0			
7									NUT, Hex Flange Serration, M6x1
	6502 493	2				ER0			
		2				EL0, EM0			
8									CLIP, Cable to Servo Attach
	6025 867	1				ER0			
		1				EL0, EM0			
9	5207 9029	1				ER0			GUIDE, Accelerator Cable
10	5300 7486	1				ER0			BRACKET, Accelerator Cable
11	5503 5614	1				EL0, EM0, ER0			RESERVOIR, Vacuum
-12	4549 209	1				EL0, EM0			VALVE PACKAGE, Check

JEEP GRAND CHEROKEE (ZJ)

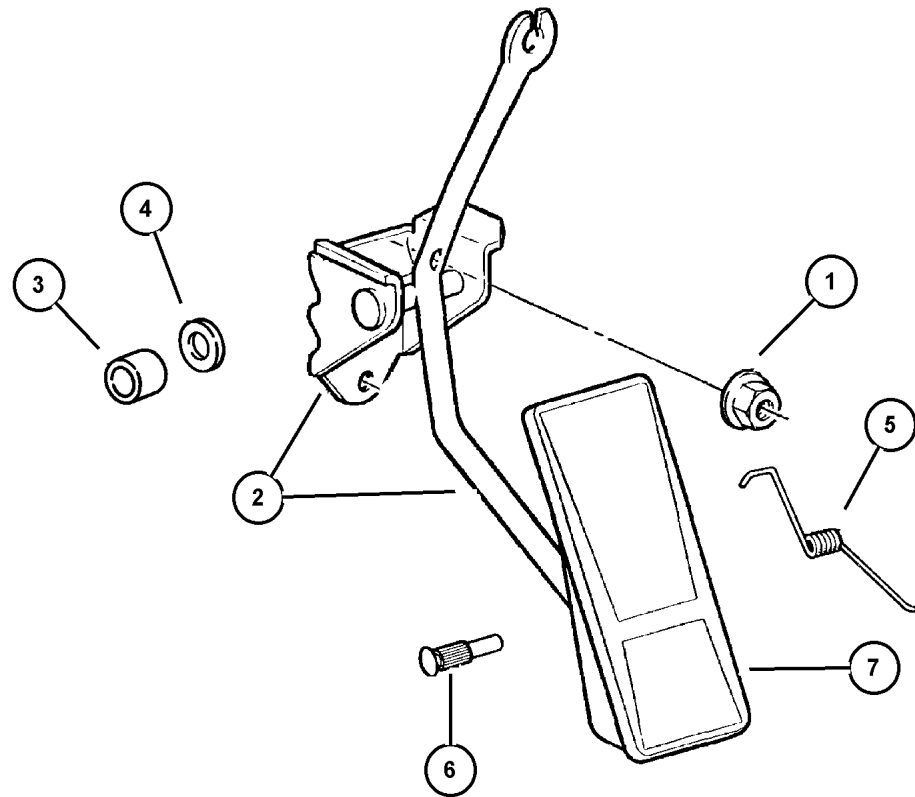
SERIES	LINE	BODY	ENGINE	TRANSMISSION
L = Low Line	J = 4WD T = 2WD	74 = 4 Door	ERH, ER0 = 4.0L Power Tech I-6. ELF, EL0 = 5.2L V8 MPI EML, EM0 = 5.9L V8 MPI	DGW = 4 Speed Auto. 44RE DGK = 4 Speed Auto. 42RE DGT = 4 Speed Auto. 46RE DG0 = All Speed Auto.

AR = Use as required - = Non illustrated part # = New this model year

October 20, 2004

**Accelerator Pedal 4.0L (ERH), 5.2L (ELF), 5.9L (EML) Engine
Figure 014-1110**

ITEM	PART NUMBER	QTY	LINE	SERIES	BODY	ENGINE	TRANS	TRIM	DESCRIPTION
1	3420 1680	2							NUT, Hex Flange, M6x1
2	5207 8167	1							PEDAL, Accelerator
3	J317 1414	2							BUSHING, Shift Fork
4	6100 876	2							WASHER, Flat, M6.82x17.00x1.75
5	5207 8168	1							SPRING, Accelerator Pedal Return
6	J322 0231	1							PIN, Accelerator Pedal Mtg.
7	5300 3932	1							PAD, Accelerator Pedal



JEEP GRAND CHEROKEE (ZJ)				
SERIES	LINE	BODY	ENGINE	TRANSMISSION
L = Low Line	J = 4WD T = 2WD	74 = 4 Door	ERH, ER0 = 4.0L Power Tech I-6. ELF, EL0 = 5.2L V8 MPI EML, EM0 = 5.9L V8 MPI	DGW = 4 Speed Auto. 44RE DGK = 4 Speed Auto. 42RE DGT = 4 Speed Auto. 46RE DG0 = All Speed Auto.

AR = Use as required - = Non illustrated part # = New this model year

October 20, 2004

Group - 016

Propeller Shafts and U-Joints

GROUP 16 - Propeller Shafts and U-Joints

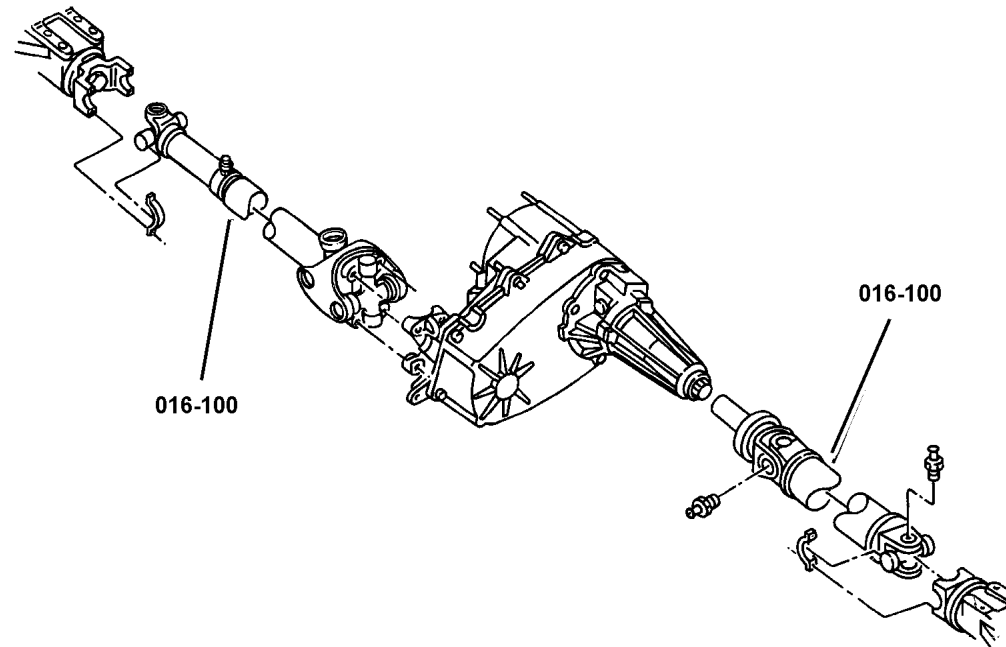
Illustration Title

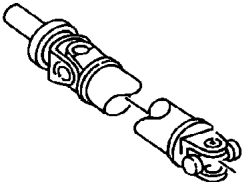
Group-Fig. No.

Propeller Shaft

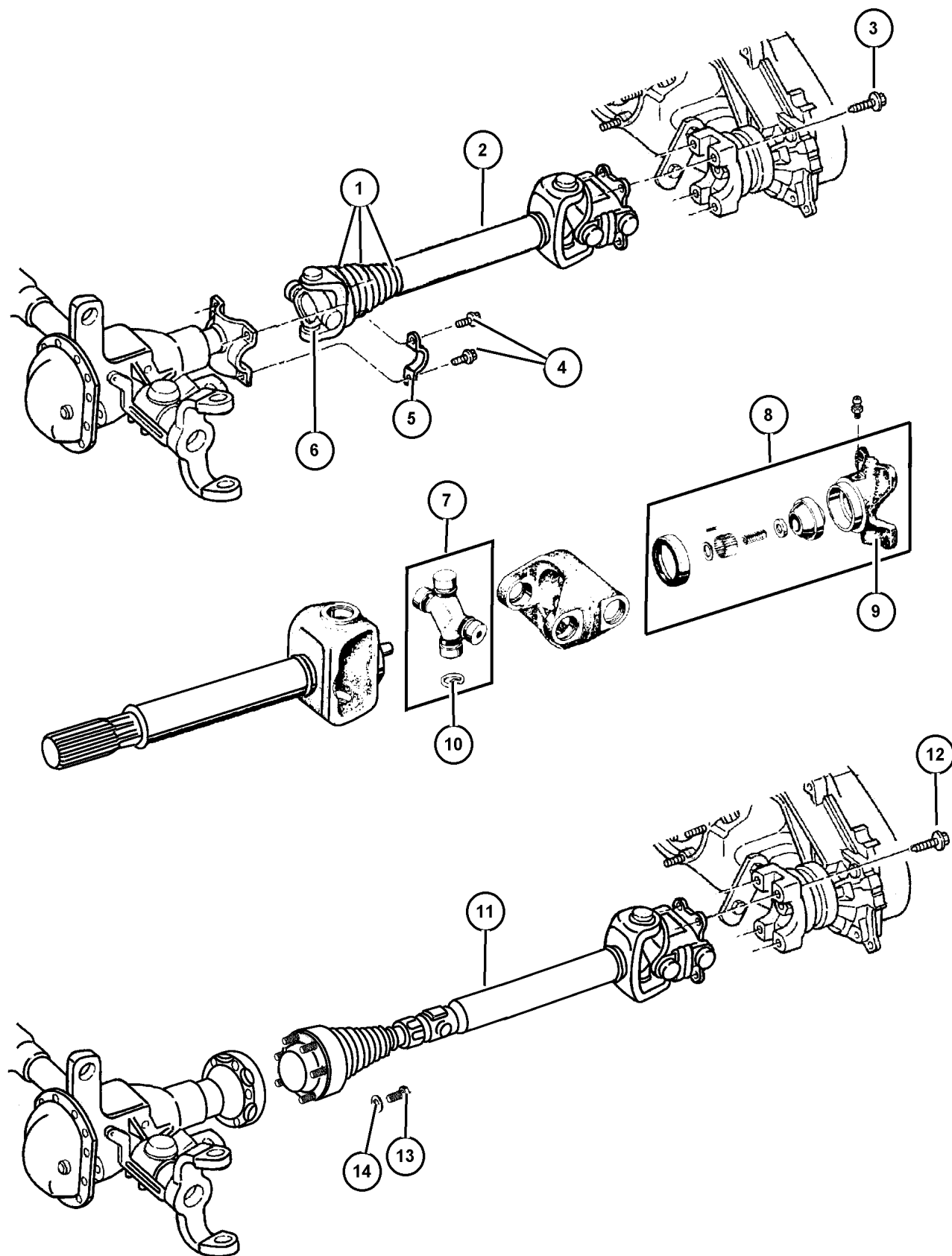
Propeller Shaft,Front Fig. 016-110

Propeller Shaft,Rear Fig. 016-120



<p>016-100 Propeller Shaft</p> 			
---	--	--	--

Propeller Shaft, Front Figure 016-110



ITEM	PART NUMBER	QTY	LINE	SERIES	BODY	ENGINE	TRANS	TRIM	DESCRIPTION
Note: No internal Parts or Boot is serviced on The Front CV Style Joint, You Must Replace the Drive Shaft.---DHP=Select-Trac Full Time 4 WD System---DHR= Quadra-Trac 'ON DEMAND' 4 WD System---NOTE: THERE ARE NO SERVICE PARTS FOR DRIVE									
1	5012 793AA	1	J			ER0	DGK		BOOT, Driveshaft, With Shaft 52098707
2	5209 8707	1	J			ER0	DGK		SHAFT, Drive
	56022 666AA	1	J			EL0	DGT, DGW		
3	6034 966	4	J						BOLT, .312-24x1.170, Prop Shaft to Transfer Case Yoke, Mounting
4	J400 6928	4	J						BOLT, Prop Shaft to Front Axle Yoke, Mounting
5	J324 0553	2							STRAP, Prop Shaft, With Shaft 52098707
6	5010 030AA	1	J			ER0	DGK		YOKE, Drive Shaft, With Shaft 52098707, Front
7	4882 793	1	J			ER0	DGK		U JOINT With Shaft 52098707, Front or Rear
		1	J			ER0	DGK		With Shaft 52099260, Rear
		1	J			EM0	DGT, DGW		With Shaft 52098379, Rear
8	4897 484AA	1	J			ER0	DGK		SOCKET KIT, Yoke Centering With Shaft 52098707
		1	J			ER0	DGK		With Shaft 52099260
		1	J			EM0	DGT, DGW		With Shaft 52098379
9	J813 0296	1	J			ER0	DGK		YOKE, Drive Shaft With Shaft 52098707, Rear
		1	J			ER0	DGK		With Shaft 52099260, Rear
		1	J			EM0	DGT, DGW		With Shaft 52098379, Rear
10	J320 7886	4	J			ER0	DGK		RING, U Joint With Shaft 52098707
		4	J			ER0	DGK		With Shaft 52099260
		4	J			EM0	DGT, DGW		With Shaft 52098379
11	5209 9260	1	J			ER0	DGK		SHAFT, Drive [DHR]
	5209 8379	1	J			EM0	DGT, DGW		[DHR]
12	6034 966	4	J						BOLT, .312-24x1.170, Prop Shaft to Transfer Case Yoke, Mounting

JEEP GRAND CHEROKEE (ZJ)

SERIES	LINE	BODY	ENGINE	TRANSMISSION
L = Low Line	J = 4WD T = 2WD	74 = 4 Door	ERH, ER0 = 4.0L Power Tech I-6. ELF, EL0 = 5.2L V8 MPI EML, EM0 = 5.9L V8 MPI	DGW = 4 Speed Auto. 44RE DGK = 4 Speed Auto. 42RE DGT = 4 Speed Auto. 46RE DG0 = All Speed Auto.

AR = Use as required - = Non illustrated part # = New this model year

October 20, 2004

Group - 017

Rear Suspension

GROUP 17 - Rear Suspension

Illustration Title

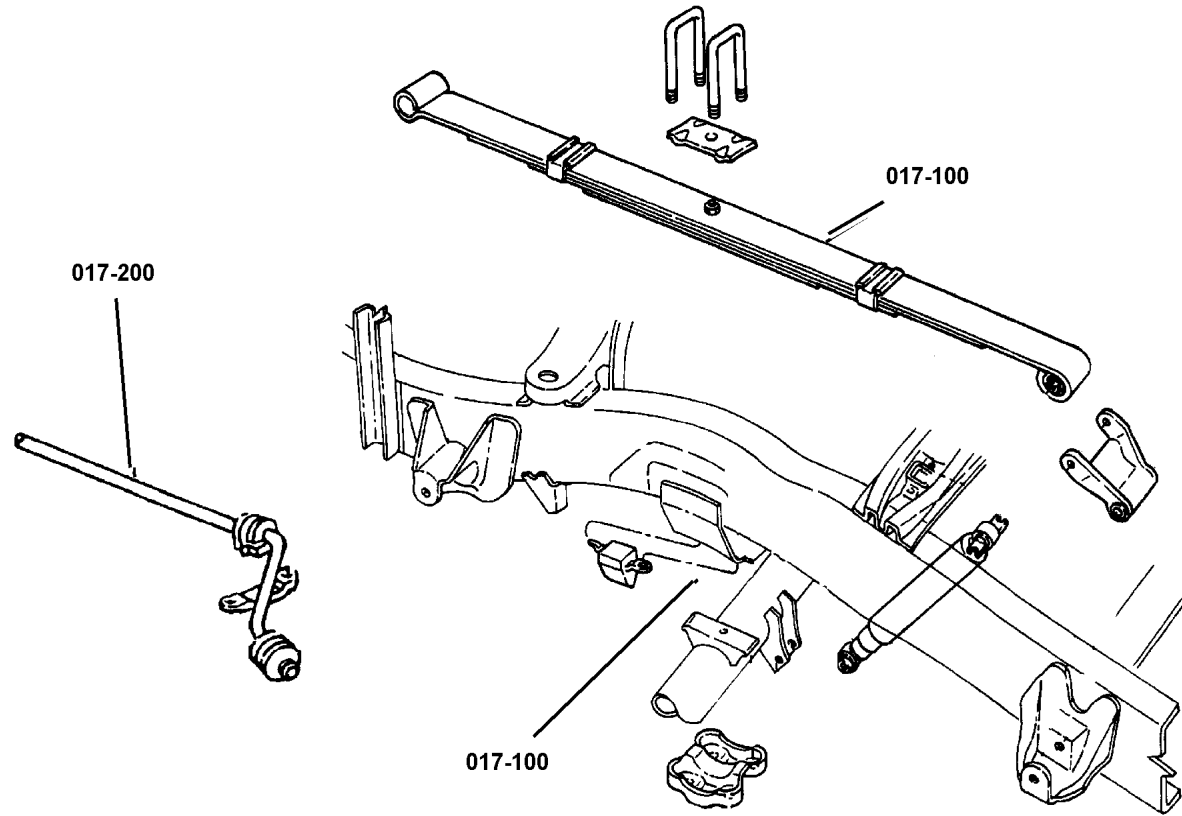
Group-Fig. No.



Rear Suspension

Suspension,Rear,Springs,Shocks Fig. 017-110

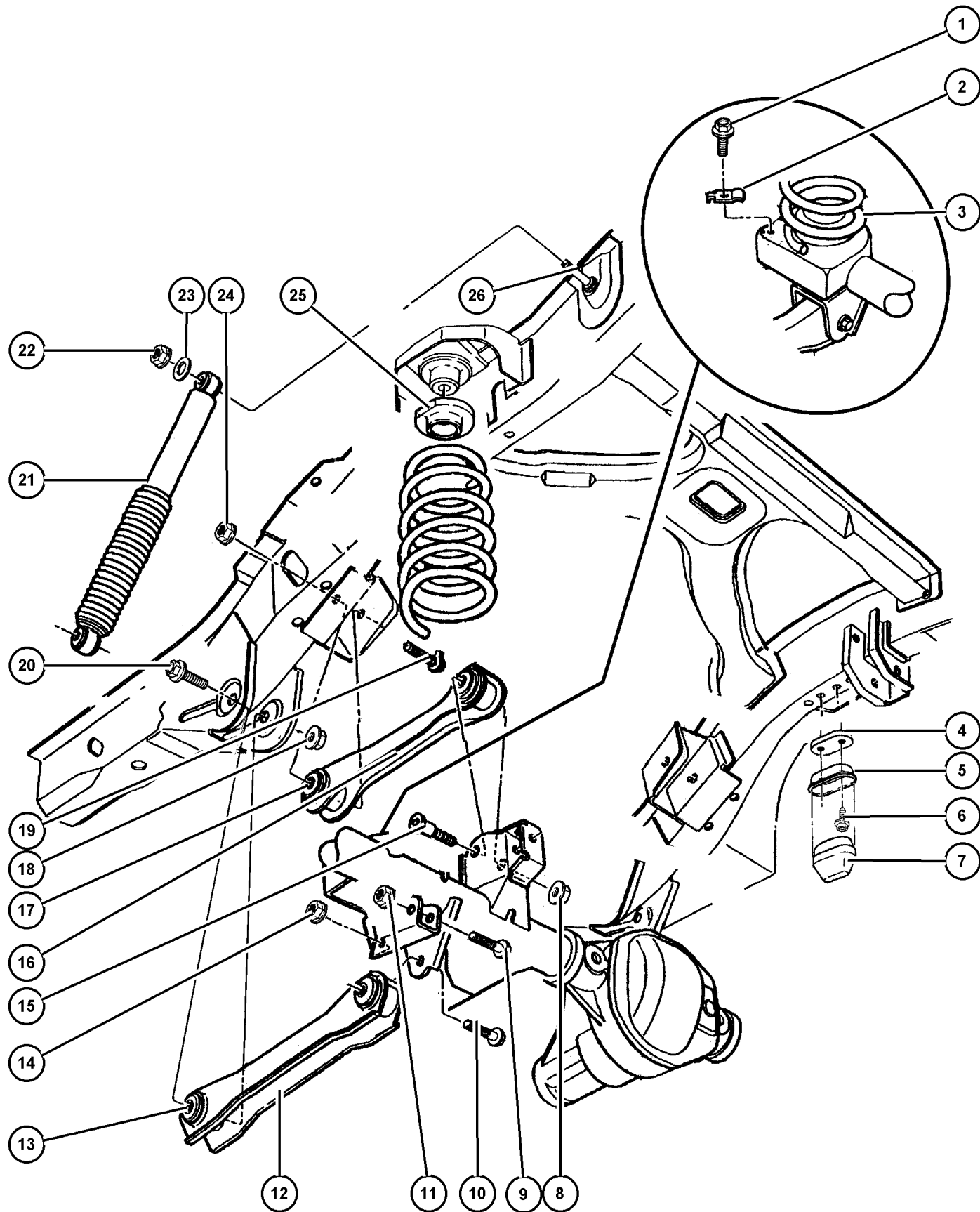
Rear Stabilizer

Stabilzer,Rear and Track Bar Fig. 017-210



<p>017-100 Rear Suspension</p> 	<p>017-200 Rear Stabilizer</p> 		
---	---	--	--

Suspension,Rear,Springs,Shocks Figure 017-110



ITEM	PART NUMBER	QTY	LINE	SERIES	BODY	ENGINE	TRANS	TRIM	DESCRIPTION
1	6502 468	2							SCREW, Hex Flange Head, M8x1.25x20
2	5200 5917	2							BRACKET, Spring, Holdown
3	5208 8364	1							SPRING, Rear Coil [ZJR,ZXR]
	5208 9142	1							[ZJS,ZXS]
	5208 9143	1							[ZJT,ZXT]
	5208 9144	1							[ZJU,ZXU]
	5208 9145	1							[ZJV,ZXV]
4	5200 5645	2	J						SPACER, Jounce Bumper [SDU]
	5208 7675	2	T						[SDA]
5	5208 8380	2							CUP, Jounce Bumper
6	6502 656	4	J						BOLT [-SDU]
	6504 927AA	4	T						[+SDU]
		4	J						
7	5208 7993	2							BUMPER, Jounce
8	6502 696	4							NUT, Hex Flange Lock, M10x1.5
9	6502 473	2							BOLT, Hex Flange Head, M12x1.75x65
10	6502 963	2							BOLT, Hex Flange Head, M14x2.0x105
11	6502 697	2							NUT, Hex Flange Lock, M12x1.75
12	52088 521AB	2							ARM, Lower Control, Rear
13	5203 8026	2							BUSHING, Control Arm to Body, Rear Lower
	5208 7720	2							to Axle, Rear Lower
14	6502 698	4							NUT, Hex Flange Lock
15	6502 469	2							SCREW, Truss Head, M10x1.5x75
16	5208 8520	2							ARM, Control, Rear Upper
17	5208 7709	4							BUSHING, Control Arm
18	6502 698	2							NUT, Hex Flange Lock
19	6503 085	2							BOLT, Hex Flange Head, M10x1.50x78.20
20	6502 963	2							BOLT, Hex Flange Head, M14x2.0x105
21	52088 202AC	2							SHOCK ABSORBER, Suspension [SDU]
	5208 8578	2							[SDA]
22	6502 697	2							NUT, Hex Flange Lock, M12x1.75

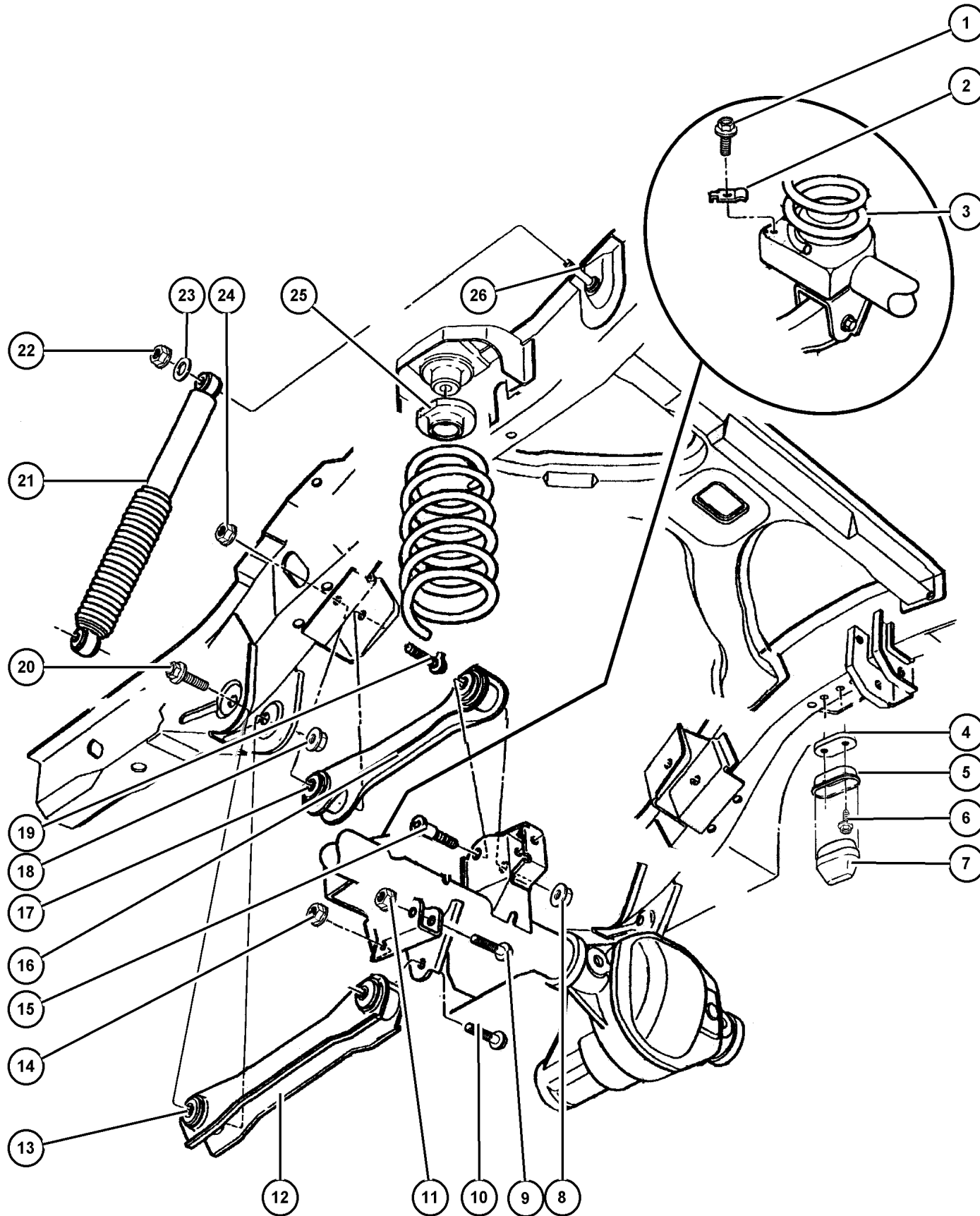
JEEP GRAND CHEROKEE (ZJ)

SERIES	LINE	BODY	ENGINE	TRANSMISSION
L = Low Line	J = 4WD T = 2WD	74 = 4 Door	ERH, ER0 = 4.0L Power Tech I-6. ELF, EL0 = 5.2L V8 MPI EML, EM0 = 5.9L V8 MPI	DGW = 4 Speed Auto. 44RE DGK = 4 Speed Auto. 42RE DGT = 4 Speed Auto. 46RE DGO = All Speed Auto.

AR = Use as required - = Non illustrated part # = New this model year

October 20, 2004

Suspension,Rear,Springs,Shocks Figure 017-110



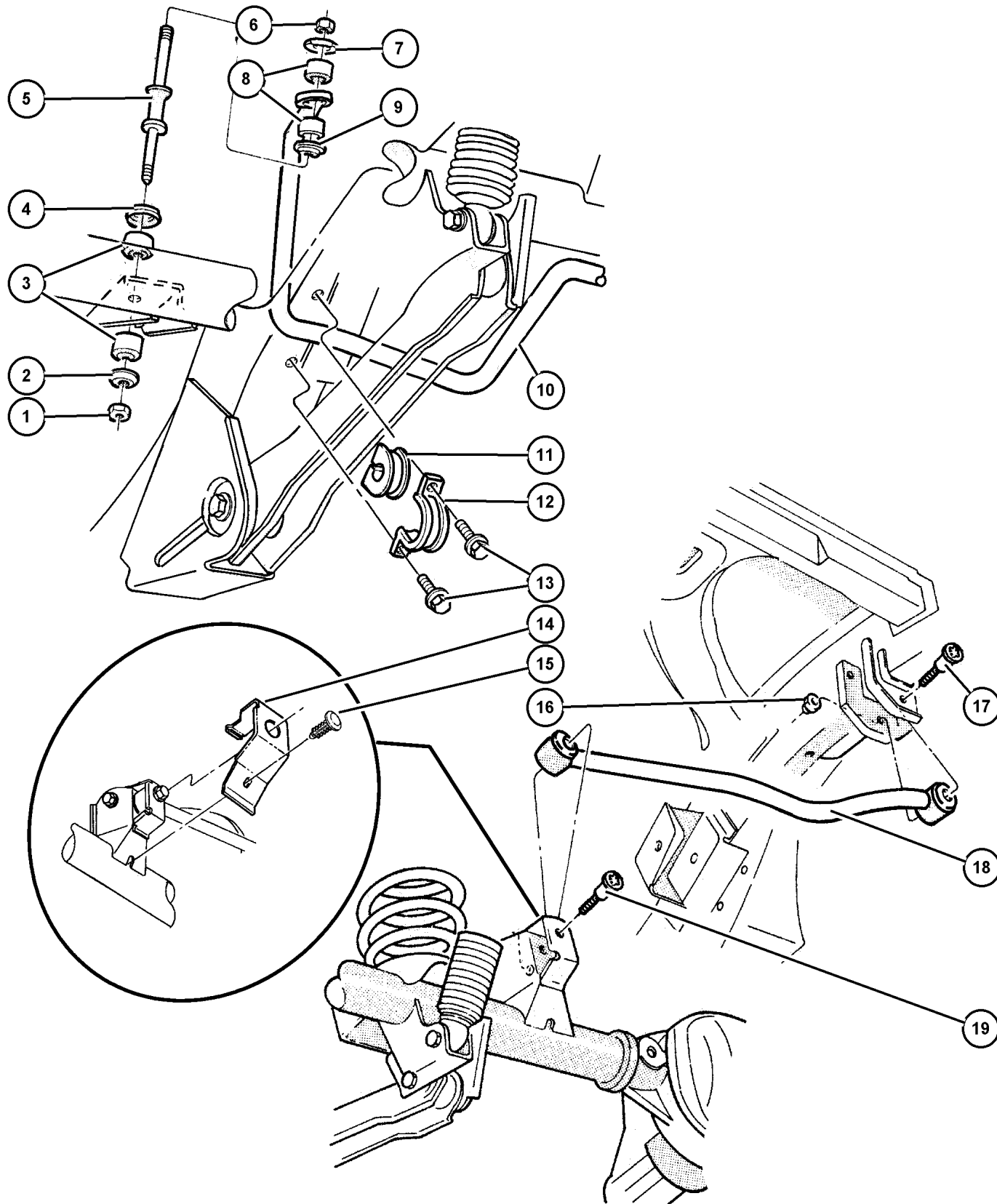
ITEM	PART NUMBER	QTY	LINE	SERIES	BODY	ENGINE	TRANS	TRIM	DESCRIPTION
23									WASHER, Flat, I.D.13.07 x O.D.35.00 x THK. 3.50, (NOT SERVICED) (Not Serviced)
24	6502 696	4							NUT, Hex Flange Lock, M10x1.5
25									ISOLATOR, Spring
	5208 8398	1							[-SDU], Right
	5208 8379	1							[-SDU], Left
	5208 8398	2							[+SDU], Right And Left
26	5503 3077	2							SHAFT, Rear Shock Mount, Upper, Right or Left

JEEP GRAND CHEROKEE (ZJ)				
SERIES	LINE	BODY	ENGINE	TRANSMISSION
L = Low Line	J = 4WD T = 2WD	74 = 4 Door	ERH, ER0 = 4.0L Power Tech I-6. ELF, EL0 = 5.2L V8 MPI EML, EM0 = 5.9L V8 MPI	DGW = 4 Speed Auto. 44RE DGK = 4 Speed Auto. 42RE DGT = 4 Speed Auto. 46RE DGO = All Speed Auto.

AR = Use as required - = Non illustrated part # = New this model year

October 20, 2004

Stabilizer, Rear and Track Bar Figure 017-210



ITEM	PART NUMBER	QTY	LINE	SERIES	BODY	ENGINE	TRANS	TRIM	DESCRIPTION
1	6101 687	4							NUT, Hex Lock, M10x1.5, Sway Bar to Link Mounting, Lower
2	5208 7668	8							RETAINER, Sway Bar, to Link Mounting, Lower
3	5208 7955	4							GROMMET, Sway Bar, to Link Mounting, Lower
4	5208 7668	8							RETAINER, Sway Bar, to Link Mounting, Lower
5	5200 5638	2							LINK, Sway Eliminator
6	6101 687	4							NUT, Hex Lock, M10x1.5, Sway Bar to Link Mounting, Upper
7	5208 7668	8							RETAINER, Sway Bar, to Link Mounting, Upper
8	5200 1132	4							GROMMET, Sway Bar, to Link Mounting, Upper
9	5208 7668	8							RETAINER, Sway Bar, to Link Mounting, Upper
10	52005 635AB	1							BAR, Sway, Rear
11	5200 6289	2							BUSHING, Sway Bar, to Sill Mounting
12	5208 7865	2							RETAINER, Sway Bar, to Sill Mounting
13	6101 972	4							SCREW AND WASHER, Sway Bar Retainer to Sill Mounting
14	5201 8347	1							COVER, Track Bar Bracket
15	6030 441	1							PIN, Retainer, Track Bar Bracket Cover
16	6502 697	1							NUT, Hex Flange Lock, M12x1.75, Track Bar to Sill Mounting
17	6502 558	1							SCREW, Track Bar to Sill Mounting
18	5208 7968	1							TRACK BAR, Rear
19	6502 883	1							SCREW, Truss Head, M12x1.75x80, Track Bar to Axle Mounting

JEEP GRAND CHEROKEE (ZJ)

SERIES	LINE	BODY	ENGINE	TRANSMISSION
L = Low Line	J = 4WD T = 2WD	74 = 4 Door	ERH, ER0 = 4.0L Power Tech I-6. ELF, EL0 = 5.2L V8 MPI EML, EM0 = 5.9L V8 MPI	DGW = 4 Speed Auto. 44RE DGK = 4 Speed Auto. 42RE DGT = 4 Speed Auto. 46RE DGO = All Speed Auto.

AR = Use as required - = Non illustrated part # = New this model year

October 20, 2004

Group - 019

Steering

GROUP 19 - Steering

Illustration Title

Group-Fig. No.

Steering Wheel

Wheel,Steering Fig. 019-110

Steering Column

Column,Steering Upper And Lower Fig. 019-210

Steering Gear

Gear,Power Steering Fig. 019-310

Steering Linkage

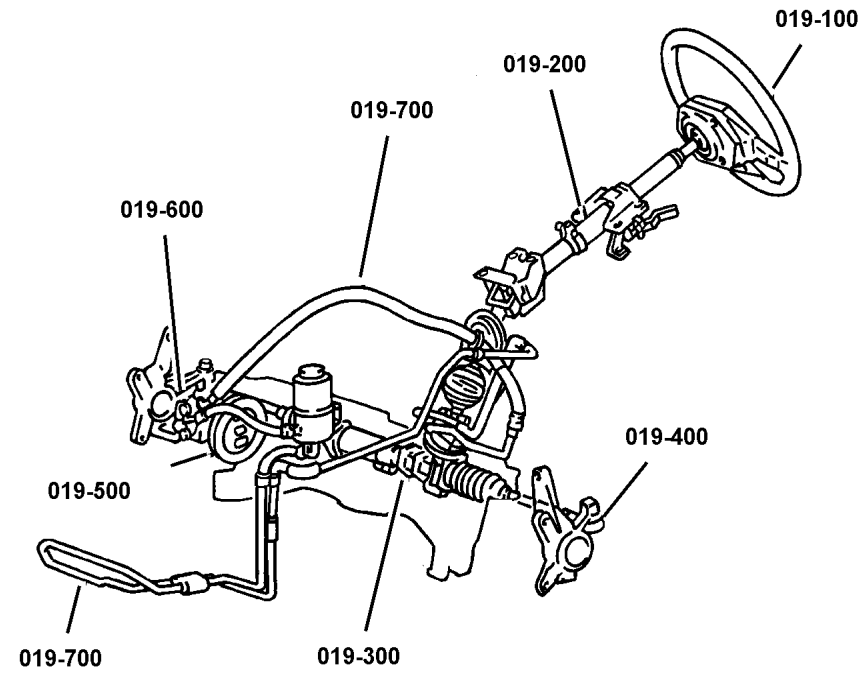
Linkage and Damper Fig. 019-410




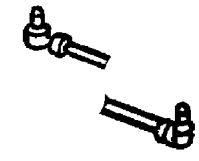


Power Steering Pump

Pump,Power Steering,and Mounting Fig. 019-510

Power Steering Hoses

Hoses,Power Steering Fig. 019-710



<p>019-100 Steering Wheel</p> 	<p>019-200 Steering Column</p> 	<p>019-300 Steering Gear</p> 	<p>019-400 Steering Linkage</p> 
<p>019-500 Power Steering Pump</p> 	<p>019-700 Power Steering Hoses</p> 		

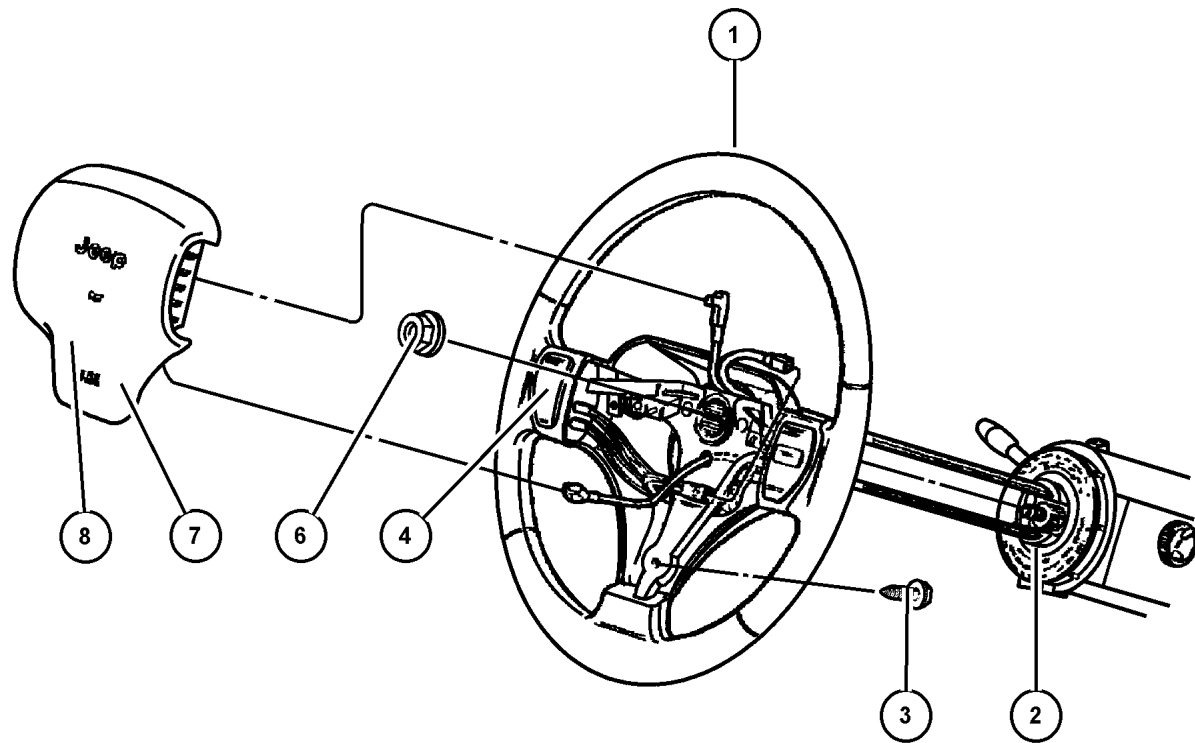
Wheel,Steering Figure 019-110

ITEM	PART NUMBER	QTY	LINE	SERIES	BODY	ENGINE	TRANS	TRIM	DESCRIPTION
------	-------------	-----	------	--------	------	--------	-------	------	-------------

Note:If Horn Switch is defective, you must replace the AIR BAG COVER WITH SWITCH and not the AIR BAG MODULE ASSEMBLY itself.

Note:SBC=Speed Sensitive Steering---SCL= Steering Wheel-Leather Wrapped---SCV=Steering Wheel-Leather Wrapped

1	5FU3 0SX9	1							WHEEL, Steering [SCL]
	5FU3 1SX9	1							[SCV]
2	56042 128AB	1							CLOCKSPRING
3	6503 953	3							SCREW, Air Bag to Steering Wheel Mounting
4	5600 7336	1							SWITCH, Speed Control Right
	5600 7337	1							Left
-5	5600 8889	1							WIRING, Speed Control Switch Jumper
6	6500 906	1							NUT, Hex Flange Lock, M14x1.5, Steering Wheel Mounting
7	5DU39 JX8AB	1							AIR BAG, Driver
8	4856 623	1							COVER, Air Bag Module, Includes Horn Switch
-9	5600 7338	1							SWITCH, Remote Radio [SCL], Right
	5600 7339	1							[SCL], Left

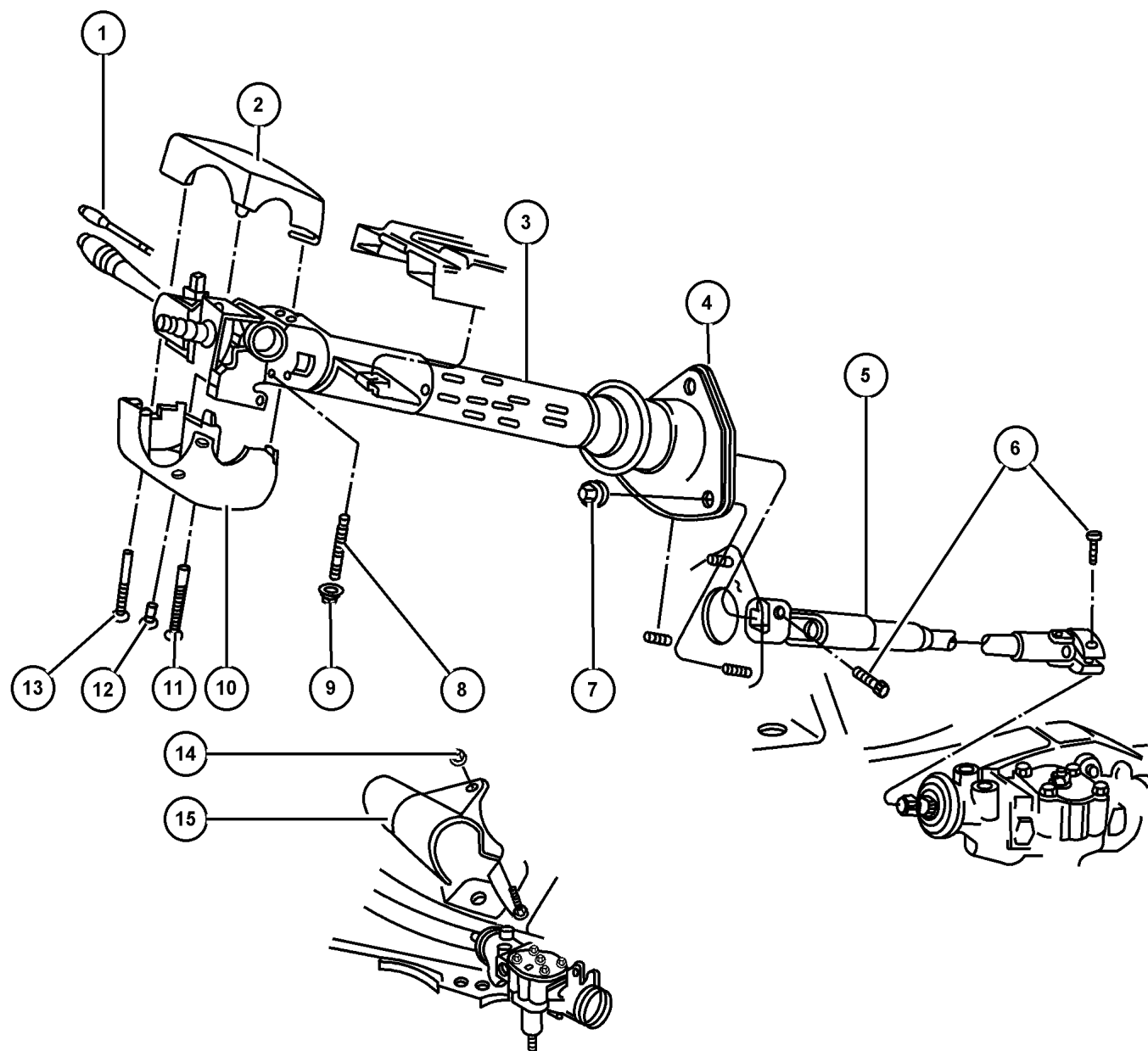


JEEP GRAND CHEROKEE (ZJ)		BODY	ENGINE	TRANSMISSION
SERIES	LINE	74 = 4 Door	ERH, ER0 = 4.0L Power Tech I-6. ELF, EL0 = 5.2L V8 MPI EML, EM0 = 5.9L V8 MPI	DGW = 4 Speed Auto. 44RE DGK = 4 Speed Auto. 42RE DGT = 4 Speed Auto. 46RE DG0 = All Speed Auto.
L = Low Line	J = 4WD T = 2WD			

AR = Use as required - = Non illustrated part # = New this model year

October 20, 2004

**Column, Steering Upper And Lower
Figure 019-210**



ITEM	PART NUMBER	QTY	LINE	SERIES	BODY	ENGINE	TRANS	TRIM	DESCRIPTION
1	4470 103	1							LEVER, Tilt Column Release
2	5511 5712	1							SHROUD, Lock Housing, Upper
3	4864 354AB	1							COLUMN, Steering, Tilt
4	52078 854AB	1							PLATE, Steering Column
5	5207 9050	1							SHAFT, Steering Column, Intermediate
6	6503 210	2							SCREW, Hex Flange Head, M10x1.5x35., Intermediate Shaft to Steering Column Mounting
7	3420 1711	3							NUT, Hex Flange, M8x1.25, Toe Plate to Dash Panel Mounting
8	6502 390	2							STUD, M6x1.00x43.80, Steering Column Mounting, Upper
9	6503 014	2							NUT AND WASHER, Hex, M6x1, Steering Column Mounting Bracket, Upper
10	55115 711AB	1							SHROUD, Lock Housing, Lower
11	4470 105	2							SCREW, Filister Head, #8-16x.25, Upper Shroud to Lower Shroud Mounting
12	6035 142	1							SCREW, .164-32x1.00, Shroud to Column Mounting, Lower
13	4470 105	2							SCREW, Filister Head, #8-16x.25, Upper Shroud to Lower Shroud Mounting
14	3420 1711	1							NUT, Hex Flange, M8x1.25, Intermediate Shaft Shield Mounting
15	5207 9269	1							SHIELD, Intermediate Shaft

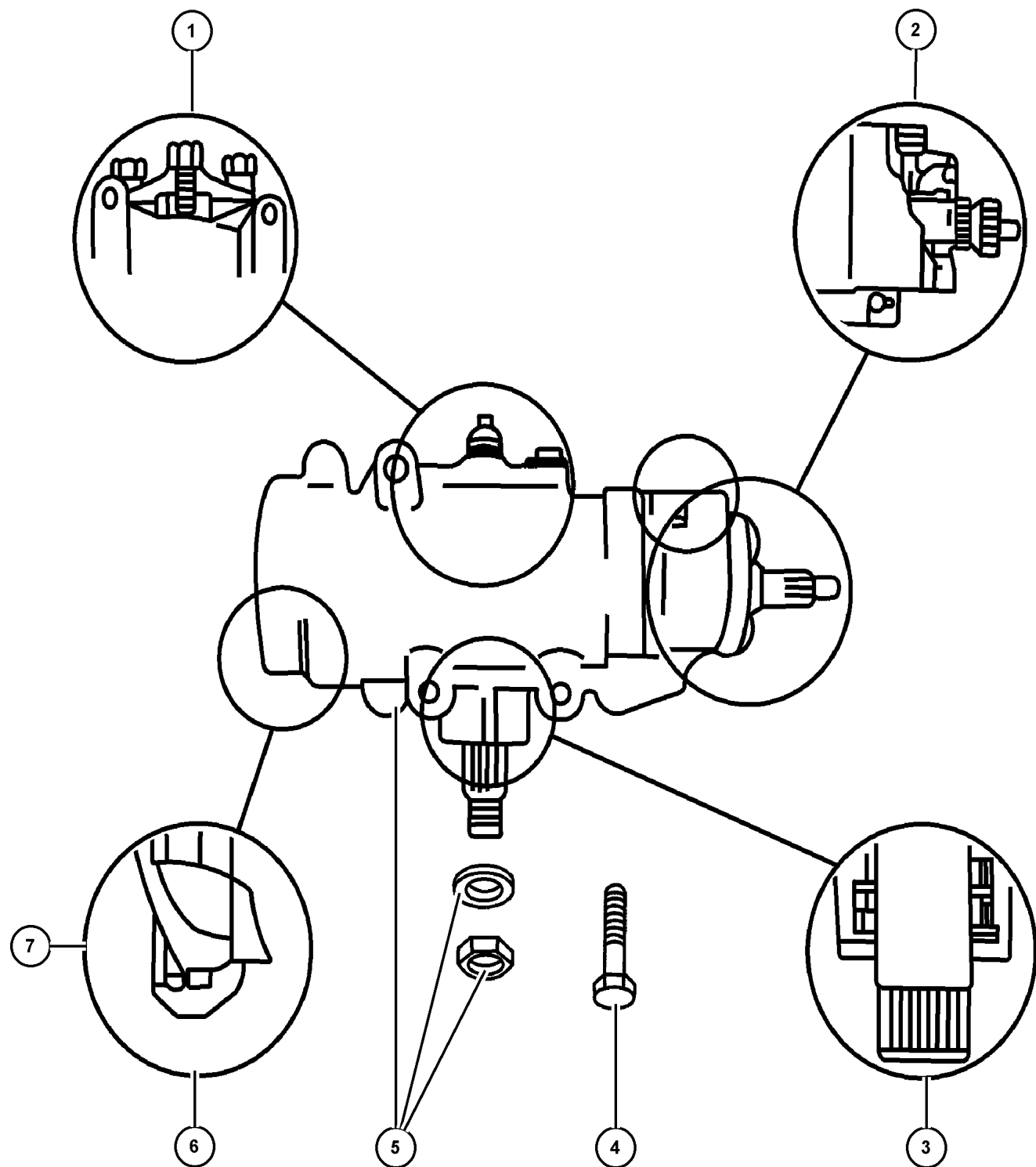
JEEP GRAND CHEROKEE (ZJ)

SERIES	LINE	BODY	ENGINE	TRANSMISSION
L = Low Line	J = 4WD T = 2WD	74 = 4 Door	ERH, ER0 = 4.0L Power Tech I-6. ELF, EL0 = 5.2L V8 MPI EML, EM0 = 5.9L V8 MPI	DGW = 4 Speed Auto. 44RE DGK = 4 Speed Auto. 42RE DGT = 4 Speed Auto. 46RE DGO = All Speed Auto.

AR = Use as required - = Non illustrated part # = New this model year

October 20, 2004

Gear, Power Steering Figure 019-310



ITEM	PART NUMBER	QTY	LINE	SERIES	BODY	ENGINE	TRANS	TRIM	DESCRIPTION
Note: J=4 Wheel Drive Left Hand Drive---U=4 Wheel Drive Right Hand Drive									
1	3893 558	1							SEAL, Steering Gear Cover
2	4897 000AA	1							REPAIR KIT, Thurst Bearing, Steering Gear
3	4470 365	1							SEAL KIT, Steering gear pitman shaft
4	6036 058AA	3							SCREW AND WASHER, Hex Head, .437-14x4, Steering Gear to Sill Mounting
5	52088 488AD	1							GEAR, Power Steering
6	3893 557	1							SEAL KIT, Steering gear end plug
7	4886 349AA	1							SEAL KIT, Steering gear adjuster plug
-8	52088 884AA	1							BOOT, Steering Gear

JEEP GRAND CHEROKEE (ZJ)				
SERIES	LINE	BODY	ENGINE	TRANSMISSION
L = Low Line	J = 4WD T = 2WD	74 = 4 Door	ERH, ER0 = 4.0L Power Tech I-6. ELF, EL0 = 5.2L V8 MPI EML, EM0 = 5.9L V8 MPI	DGW = 4 Speed Auto. 44RE DGK = 4 Speed Auto. 42RE DGT = 4 Speed Auto. 46RE DGO = All Speed Auto.

AR = Use as required - = Non illustrated part # = New this model year

October 20, 2004

Linkage and Damper Figure 019-410

ITEM	PART NUMBER	QTY	LINE	SERIES	BODY	ENGINE	TRANS	TRIM	DESCRIPTION
------	-------------	-----	------	--------	------	--------	-------	------	-------------

Note: Sales Codes;

ER0=4.0L 6 Cylinder Gas Engine

EL0=5.2L 8 Cylinder Gas Engine

EM0=5.9L 8 Cylinder Gas Engine

1	3420 2101	1							PIN, Cotter, As Required
2	6034 358	1							NUT, Hex, .50-20, As Required
3	6502 697	1							NUT, Hex Flange Lock, M12x1.75, Steering Damper to Axle Bracket
4	6502 473	1							BOLT, Hex Flange Head, M12x1. 75x65, Steering Damper to Axle Bracket
5	5208 7827	1				ER0			DAMPER, Steering Linkage
6	5203 7536	1				ER0 EL0, EM0			TUBE, Tie Rod As Required As Required
7	5200 5285	1							ARM, Pitman
8	5200 0988	1				ER0 EL0, EM0			SEAL, Tie Rod End As Required As Required
9	5200 5739	1				ER0 EL0, EM0			SOCKET Drag Link, Inner Drag Link, Inner
10	5200 5741	1				ER0			SOCKET, Tie Rod, Outer, Left
11	5208 7674	1				ER0			TUBE, Tie Rod
12	3420 2101	1							PIN, Cotter, Steering Damper to Drag Link
13	5200 5740 5203 7996	1 1				ER0 EL0, EM0			SOCKET, Tie Rod, Inner to Drag Link, Right to Drag Link, Right
14	5200 5738 5203 7994	1 1				ER0 EL0, EM0			SOCKET, Drag Link, Outer to Knuckle, Right to Knuckle, Right
15	5200 5739	1				EL0, EM0			SOCKET, Tie Rod, Outer

JEEP GRAND CHEROKEE (ZJ)

SERIES

L = Low Line

LINE

J = 4WD
T = 2WD

BODY

74 = 4 Door

ENGINE

ERH, ER0 = 4.0L Power Tech I-6.

ELF, EL0 = 5.2L V8 MPI

EML, EM0 = 5.9L V8 MPI

TRANSMISSION

DGW = 4 Speed Auto. 44RE

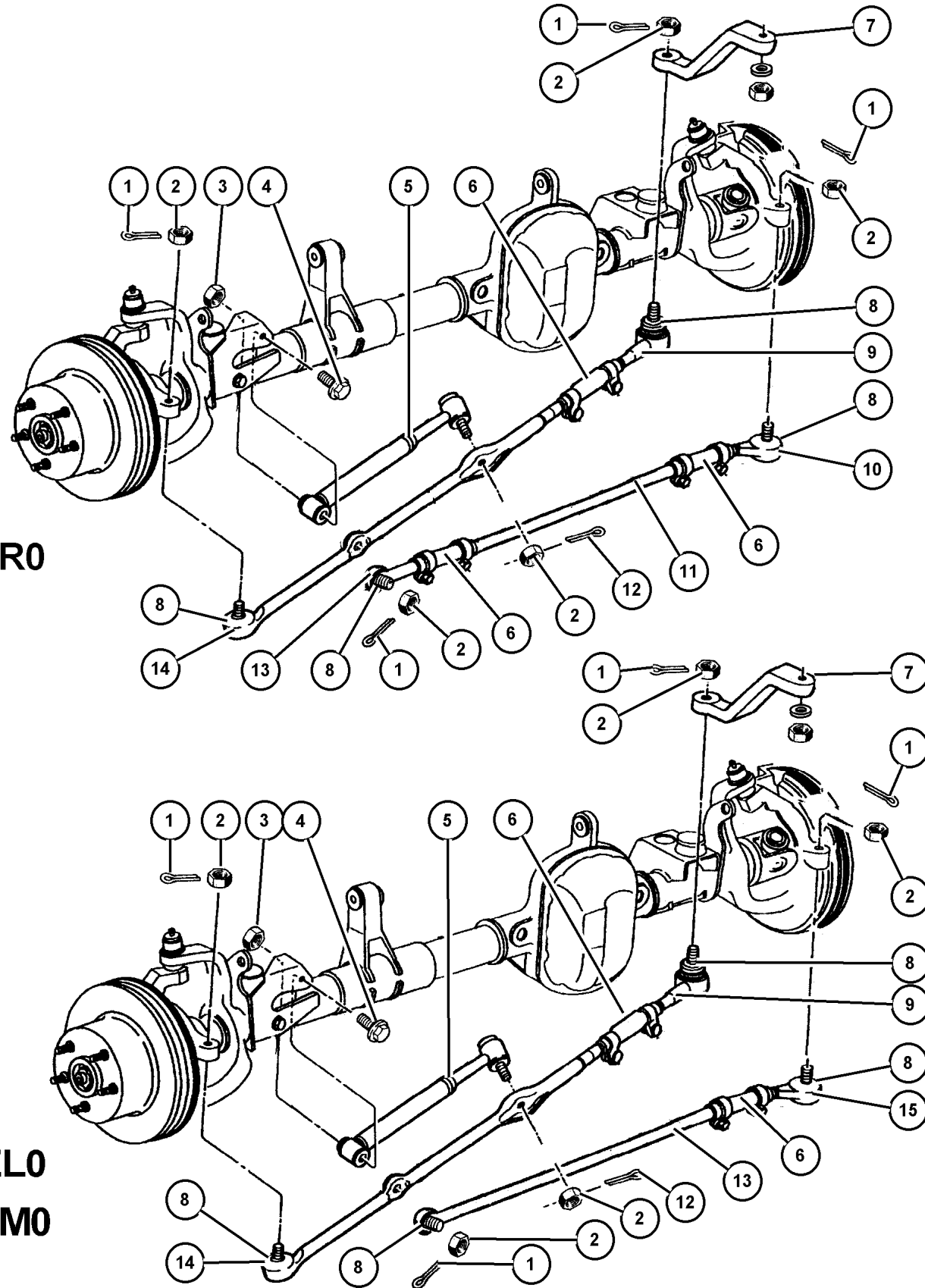
DGK = 4 Speed Auto. 42RE

DGT = 4 Speed Auto. 46RE

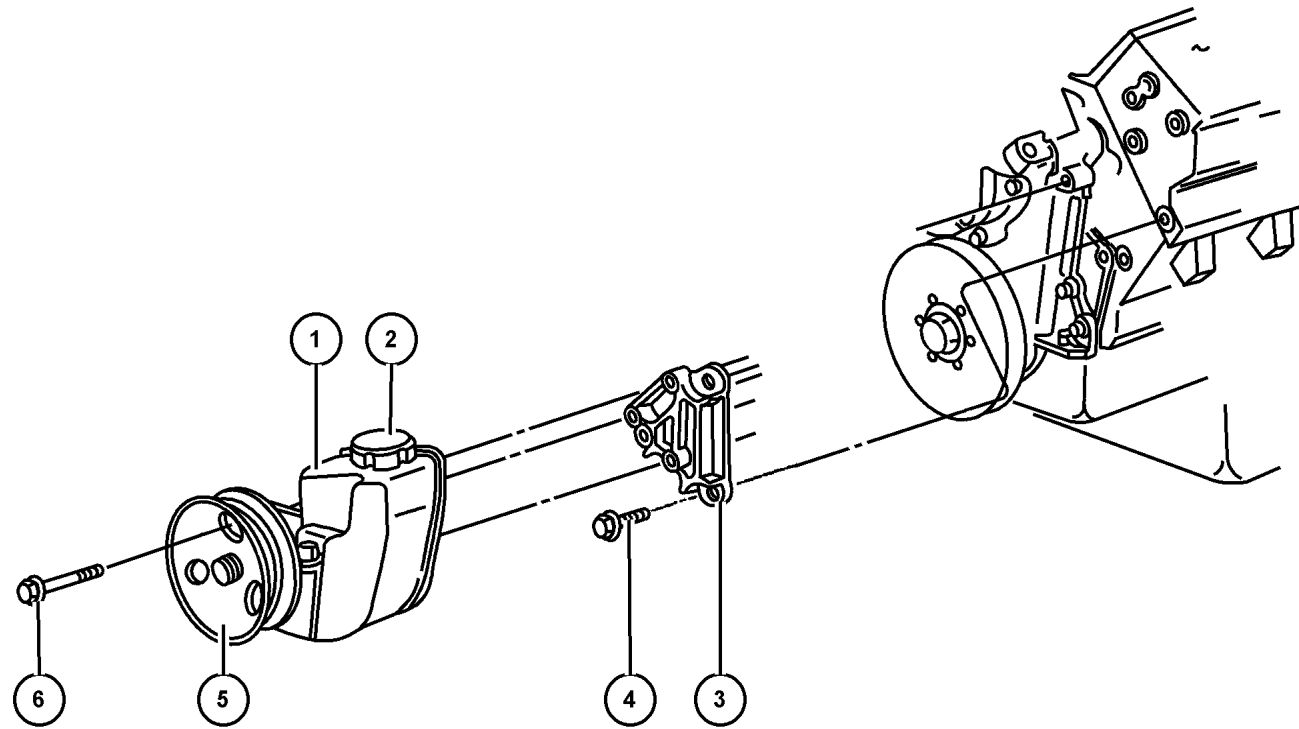
DG0 = All Speed Auto.

AR = Use as required - = Non illustrated part # = New this model year

October 20, 2004



**Pump,Power Steering,and Mounting
Figure 019-510**



ITEM	PART NUMBER	QTY	LINE	SERIES	BODY	ENGINE	TRANS	TRIM	DESCRIPTION
1	5208 8139	1				EL0, EM0,			PUMP, Power Steering
2	4897 287AA	1				ER0 EL0, EM0,			CAP, Power Steering Reservoir
3	5301 0256	1				ER0 EL0, EM0			BRACKET, Power Steering Pump
4									SCREW AND WASHER, Hex Head, .375-16x1.00, Quantity 5, (NOT SERVICED) (Not Serviced)
5	5301 0258	1				ER0			PULLEY, Power Steering Pump
	5301 1017	1				EL0, EM0			
6									SCREW AND WASHER, Hex Head, .312-18x.75, Quantity 3, (NOT SERVICED) (Not Serviced)

JEEP GRAND CHEROKEE (ZJ)


SERIES	LINE	BODY	ENGINE	TRANSMISSION
L = Low Line	J = 4WD T = 2WD	74 = 4 Door	ERH, ER0 = 4.0L Power Tech I-6. ELF, EL0 = 5.2L V8 MPI EML, EM0 = 5.9L V8 MPI	DGW = 4 Speed Auto. 44RE DGK = 4 Speed Auto. 42RE DGT = 4 Speed Auto. 46RE DGO = All Speed Auto.

AR = Use as required - = Non illustrated part # = New this model year

October 20, 2004

Hoses, Power Steering Figure 019-710

ITEM	PART NUMBER	QTY	LINE	SERIES	BODY	ENGINE	TRANS	TRIM	DESCRIPTION
1	5208 8538	1							HOSE, Power Steering Pressure
2	6502 017	2				ER0			CLAMP, Heater Hose
		2				EL0, EM0			
3	5208 7748	1				EL0, EM0, ER0			HOSE, Power Steering Return
4	5205 254	2							O RING, Power Steering Hose, As Required



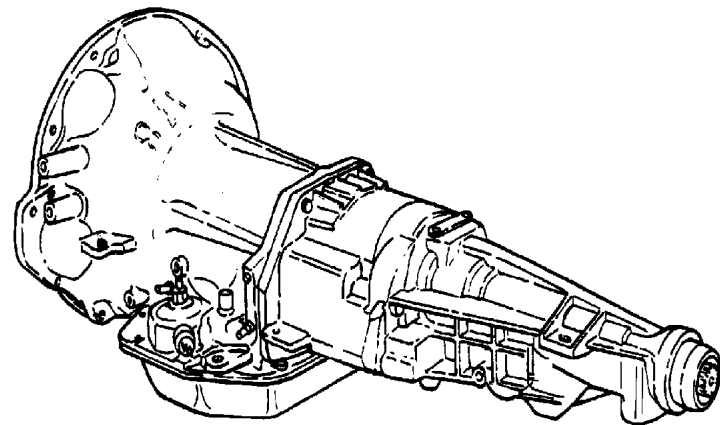
JEEP GRAND CHEROKEE (ZJ)				
SERIES	LINE	BODY	ENGINE	TRANSMISSION
L = Low Line	J = 4WD T = 2WD	74 = 4 Door	ERH, ER0 = 4.0L Power Tech I-6. ELF, EL0 = 5.2L V8 MPI EML, EM0 = 5.9L V8 MPI	DGW = 4 Speed Auto. 44RE DGK = 4 Speed Auto. 42RE DGT = 4 Speed Auto. 46RE DGO = All Speed Auto.

AR = Use as required - = Non illustrated part # = New this model year

October 20, 2004

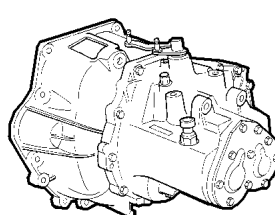
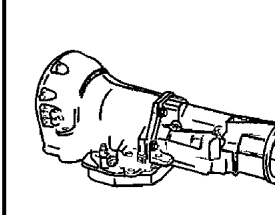


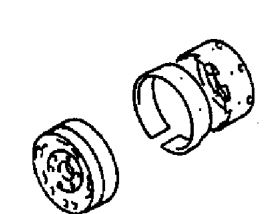
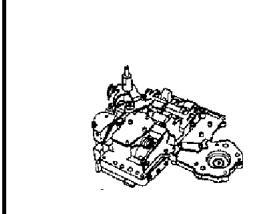
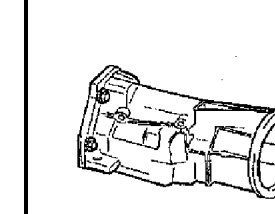

Group - 42RE

Automatic Transmission 4 Speed



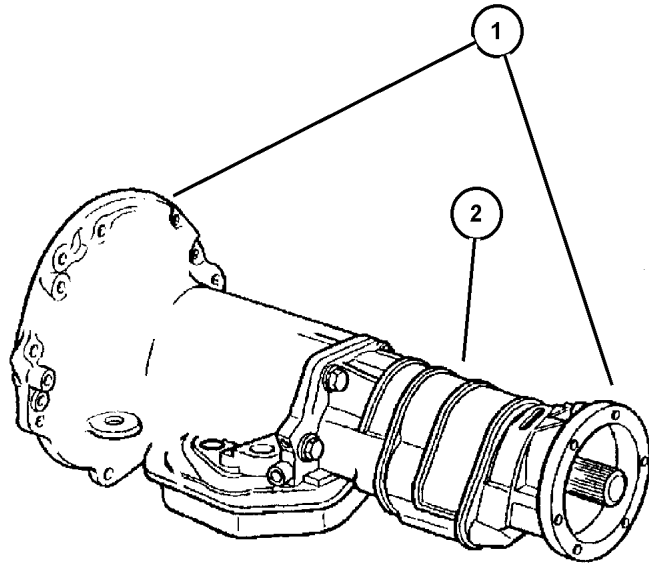
GROUP 42RE - Automatic Transmission 4 Speed

Illustration Title	Group-Fig. No.
Transmission Assembly	
Transmission Assembly 42RE (DGK)	Fig. 42RE-110
Case and Extension	
Case And Related 42RE (DGK)	Fig. 42RE-210
Extensions 42RE (DGK)	Fig. 42RE-220
Oil Pump	
Pump, Oil With Reaction Shaft 42RE (DGK)	Fig. 42RE-310
Gear Train	
Clutch, Front And Rear With Gear Train 42RE (DGK)	Fig. 42RE-410
Intermediate Shaft And Gear Train 42RE (DGK)	Fig. 42RE-420
Output Shaft And Gear Train 42RE (DGK)	Fig. 42RE-430
Bands, Reverse and Kickdown	
Bands, Reverse And Kickdown With Linkage 42RE (DGK)	Fig. 42RE-510
Valve Body	
Valve Body 42RE (DGK)	Fig. 42RE-710
Servos, Accumlator Piston And Spring 42RE (DGK)	Fig. 42RE-720
Parking Sprag 42RE (DGK)	Fig. 42RE-730
Overdrive Gear Train	
Clutch, Overdrive With Gear Train 42RE (DGK)	Fig. 42RE-1010
Gearshift Controls	
Controls, Gearshift 42RE (DGK)	Fig. 42RE-1210

42RE-100 Transmission Assembly 	42RE-200 Case and Extension 	42RE-300 Oil Pump 	42RE-400 Gear Train 
42RE-500 Bands, Reverse and Kickdown 	42RE-700 Valve Body 	42RE-1000 Overdrive Gear Train 	42RE-1200 Gearshift Controls 

**Transmission Assembly 42RE (DGK)
Figure 42RE-110**

ITEM	PART NUMBER	QTY	LINE	SERIES	BODY	ENGINE	TRANS	TRIM	DESCRIPTION
1									TRANSMISSION PACKAGE
	5003 188AA	1	T			ER0	DGK		
	5003 189AA	1	J			ER0	DGK		
2									OVERDRIVE
	5211 8150	1	T			ER0	DGK		Two Wheel Drive
	5211 8154	1	J			ER0	DGK		Four Wheel Drive



JEEP GRAND CHEROKEE (ZJ)

SERIES	LINE	BODY	ENGINE	TRANSMISSION
L = Low Line	J = 4WD T = 2WD	74 = 4 Door	ERH, ER0 = 4.0L Power Tech I-6. ELF, EL0 = 5.2L V8 MPI EML, EM0 = 5.9L V8 MPI	DGW = 4 Speed Auto. 44RE DGK = 4 Speed Auto. 42RE DGT = 4 Speed Auto. 46RE DG0 = All Speed Auto.

AR = Use as required - = Non illustrated part # = New this model year

October 20, 2004

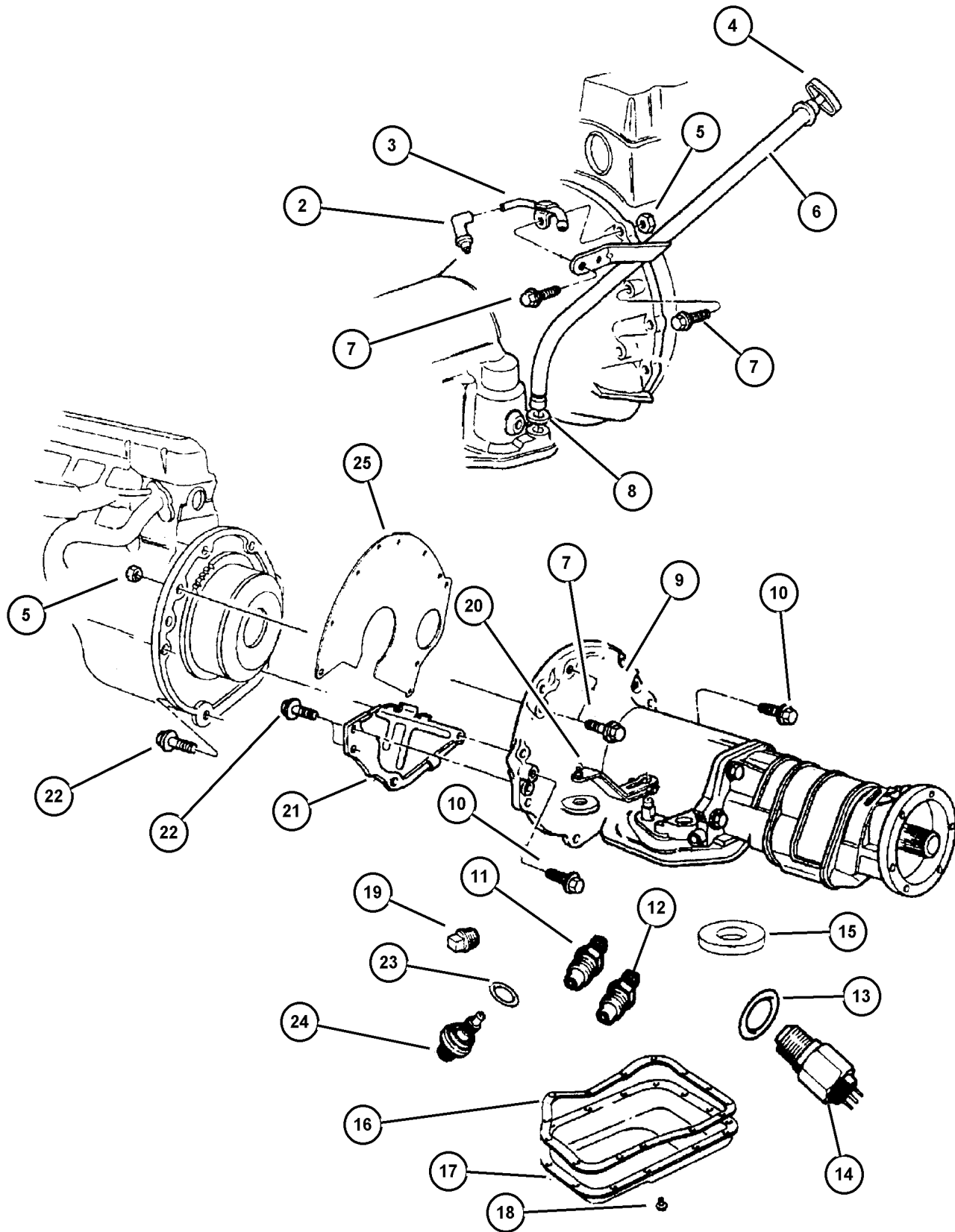
Case And Related 42RE (DGK)
Figure 42RE-210

ITEM	PART NUMBER	QTY	LINE	SERIES	BODY	ENGINE	TRANS	TRIM	DESCRIPTION
-1									SEAL AND GASKET PACKAGE, Transmission
	4863 907	1	T			ER0	DGK		
		1	J			ER0	DGK		
2	5209 7701	1	J						FILTER, Transfer Case Oil, And Filter Assy.
3	5300 4828	1	J						TUBE, Transfer Case Vent
4	5211 8641	1					DG0		INDICATOR, Transmission Fluid Level, Trans. Oil Level ***
5	J021 9422	2				ER0	DGK		NUT, Hex, 3/8-16
6	5211 8628	1				ER0	DG0		TUBE, Transmission Oil Filler
7	J400 4370	2				ER0	DGK		BOLT AND WASHER, Hex Head, .437-14x2.75
8	5211 8629	1					DG0		SEAL, Oil Filler Tube, Oil Filler Tube
9	5211 8291	1	T			ER0	DGK		CASE, Transmission Transmission ***
		1	J			ER0	DGK		Transmission ***
10	J400 4370	2				ER0	DGK		BOLT AND WASHER, Hex Head, .437-14x2.75, Case Mtg., 7/16-14 x 2-3/4"
11									CONNECTOR, Oil Cooler Tube, .375 Tube x .25 Thread
	5202 8471	1	T			ER0	DGK		1/4 - 18
		1	J			ER0	DGK		1/4 - 18
12									NUT, Inverted Flare, .62-18
	6033 879	1	J			ER0	DGK		
		1	T			ER0	DGK		
13	2408 143	1					DG0		WASHER, Switch
14									SWITCH, Neutral, Safety, Back Up
	5602 8181	1	T			ER0	DGK		
		1	J			ER0	DGK		
15									MAGNET, Transmission Case Chip Collector
	3681 601	1	T			ER0	DGK		
		1	J			ER0	DGK		
16									GASKET, Oil Pan
	4295 875	1	T			ER0	DGK		Oil Pan
		1	J			ER0	DGK		Oil Pan
17									PAN, Transmission Oil
	5211 8779	1	T			ER0	DGK		
		1	J			ER0	DGK		
18									SCREW AND WASHER, Hex Head, .312-18x.625

JEEP GRAND CHEROKEE (ZJ)
SERIES LINE BODY ENGINE TRANSMISSION
L = Low Line J = 4WD 74 = 4 Door ERH, ER0 = 4.0L Power Tech I-6. DGW = 4 Speed Auto. 44RE
ELF, EL0 = 5.2L V8 MPI DGT = 4 Speed Auto. 42RE
EML, EM0 = 5.9L V8 MPI DG0 = All Speed Auto.

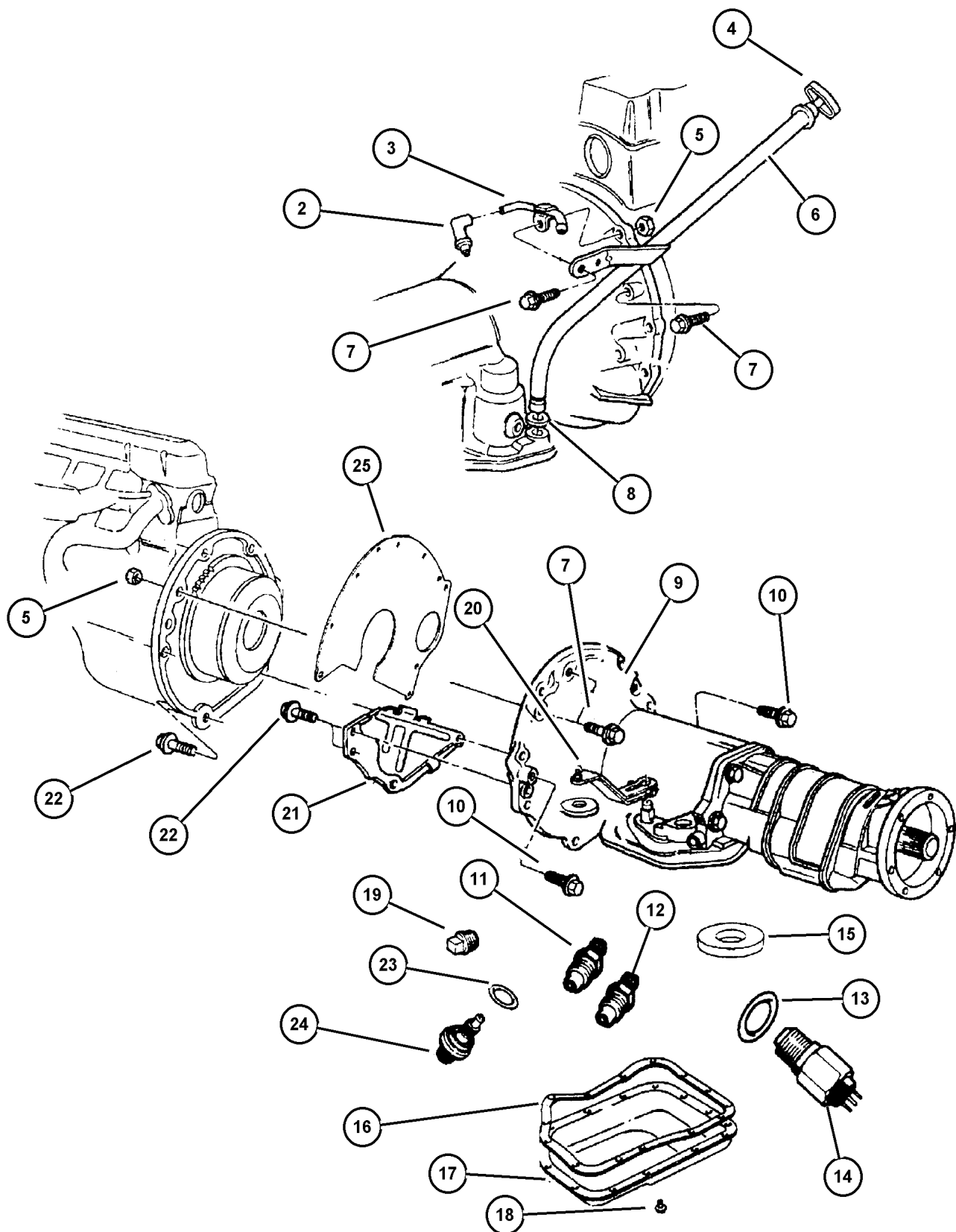
AR = Use as required - = Non illustrated part # = New this model year

October 20, 2004



Case And Related 42RE (DGK)
Figure 42RE-210

ITEM	PART NUMBER	QTY	LINE	SERIES	BODY	ENGINE	TRANS	TRIM	DESCRIPTION
	4723 548	12	T			ER0	DGK		
		12	J			ER0	DGK		
19	5211 8746	1	T			ER0	DGK		PLUG Pressure
		1	J			ER0	DGK		Pressure
20	52079 168AB	1					DG0		LEVER, Manual Control
21	5211 8136	1				ER0	DGK		COVER, Converter, Case Dust Shield, Lower
22	6035 031	3				ER0	DGK		SCREW AND WASHER, Hex Head, .312-18x.625, w/Washer, Case Cover, .312-18x.625
23	6035 709	1							O RING, Trans Speedo Adapter
24									SENSOR, Transmission Output Speed
	4412 879	1	T			ER0	DGK		Output Speed (24mm)
		1	J			ER0	DGK		Output Speed (24mm)
25	J323 7847	1				ER0	DG0		SPACER, Clutch Housing



JEEP GRAND CHEROKEE (ZJ)

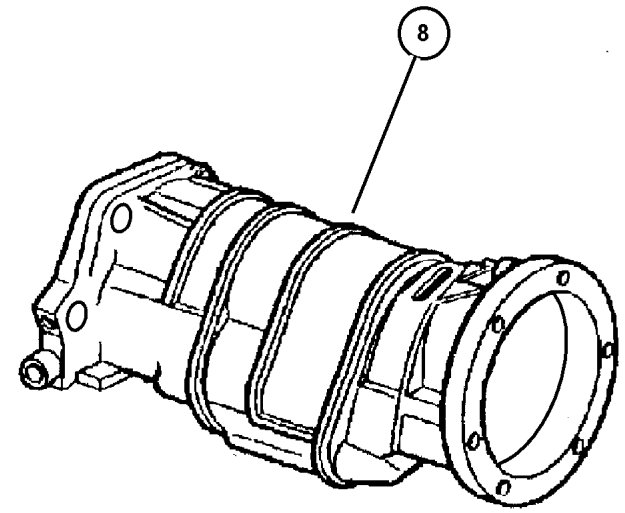
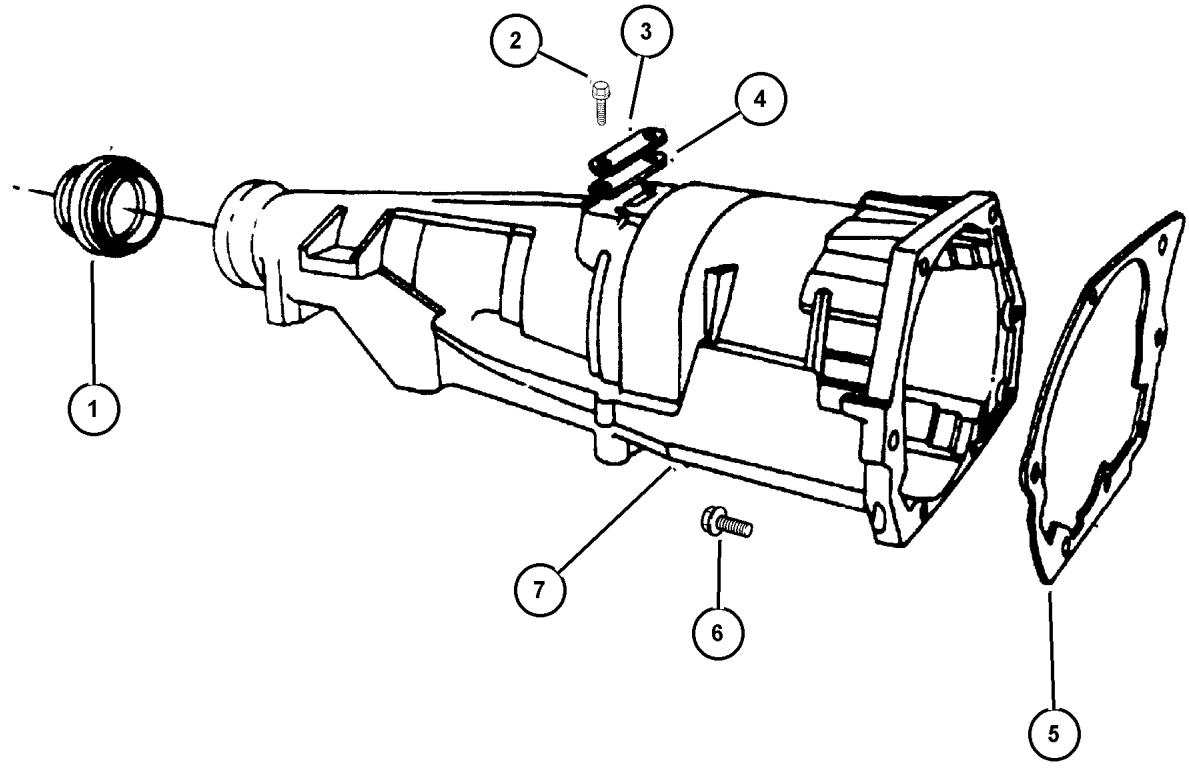
SERIES	LINE	BODY	ENGINE	TRANSMISSION
L = Low Line	J = 4WD T = 2WD	74 = 4 Door	ERH, ER0 = 4.0L Power Tech I-6. ELF, EL0 = 5.2L V8 MPI EML, EM0 = 5.9L V8 MPI	DGW = 4 Speed Auto. 44RE DGK = 4 Speed Auto. 42RE DGT = 4 Speed Auto. 46RE DG0 = All Speed Auto.

AR = Use as required - = Non illustrated part # = New this model year

October 20, 2004

Extensions 42RE (DGK)
Figure 42RE-220

ITEM	PART NUMBER	QTY	LINE	SERIES	BODY	ENGINE	TRANS	TRIM	DESCRIPTION
1	5210 7563	1	T			EL0, ER0	DGK, DGW		SPLINE SEAL
2									SCREW, .25-20x.62, (NOT SERVICED) (Not Serviced)
3	2466 957	1	T			ER0	DGK		COVER, Transmission Converter, Ext. Bearing
4	2801 398	1	T			ER0	DGK		GASKET, Transmission, Cover
5	4471 564	1	T			ER0	DGK		GASKET, Overdrive Piston Retainer Extension or Adapter
6		1	J			ER0	DGK		Extension or Adapter
	6033 745	7	J			ER0	DGK		SCREW, Hex Flange Head, .375-16x1.44
		7	T			ER0	DGK		
7	4461 184	1	T			ER0	DGK		CASE, Transmission Rear, w/ Bushing, Case
8	4797 342	1	J			ER0	DGK		ADAPTER, Transfer Case
-9	4269 956	1	J			ER0	DGK		SEAL, Adapter



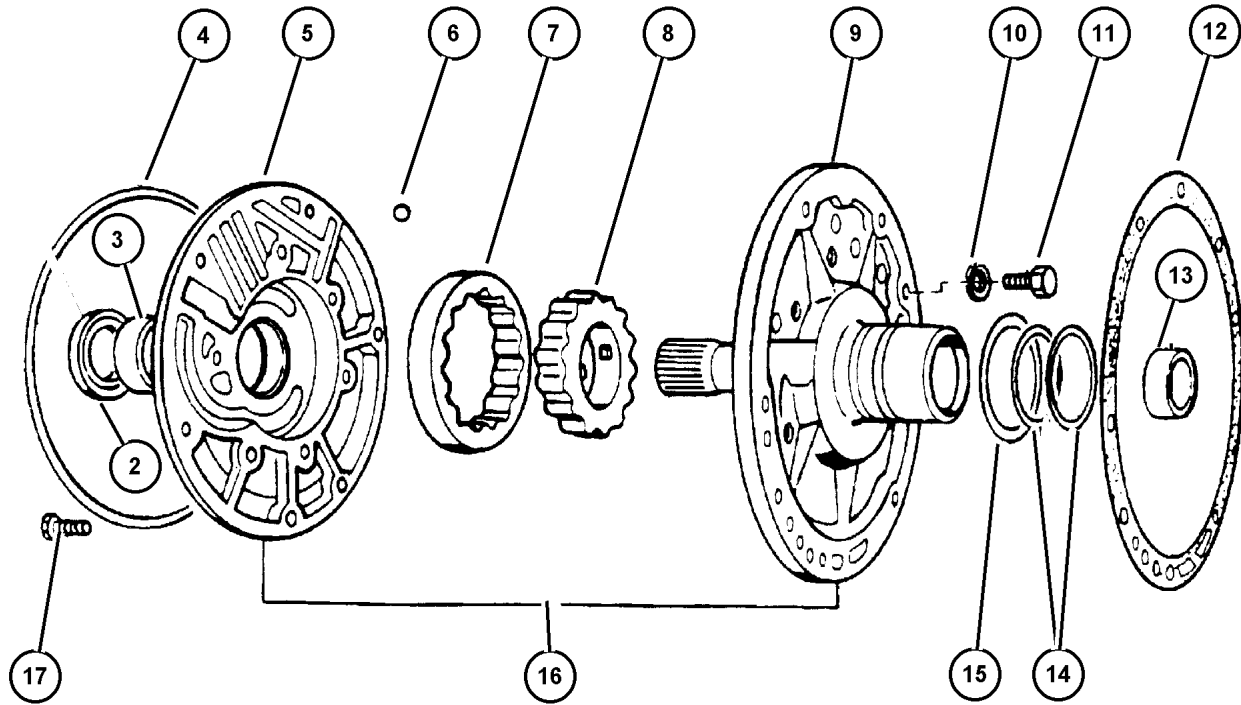
JEEP GRAND CHEROKEE (ZJ)
 SERIES LINE BODY ENGINE TRANSMISSION
 L = Low Line J = 4WD 74 = 4 Door ERH, ER0 = 4.0L Power Tech I-6. DGW = 4 Speed Auto. 44RE
 ELF, EL0 = 5.2L V8 MPI DGK = 4 Speed Auto. 42RE
 EML, EM0 = 5.9L V8 MPI DGT = 4 Speed Auto. 46RE
 DG0 = All Speed Auto.

AR = Use as required - = Non illustrated part # = New this model year

October 20, 2004

Pump, Oil With Reaction Shaft 42RE (DGK)
Figure 42RE-310

ITEM	PART NUMBER	QTY	LINE	SERIES	BODY	ENGINE	TRANS	TRIM	DESCRIPTION
-1									GASKET AND SEAL PACKAGE, Transmission Oil Pump
	4713 108	1	T			ER0	DGK		Repair Front Pump
		1	J			ER0	DGK		Repair Front Pump
2									SEAL, Impeller Hub, 57.25mm OD
	4412 475	1	T			ER0	DGK		T/C Impeller Hub, 57.25mm O.D.
		1	J			ER0	DGK		T/C Impeller Hub, 57.25mm O.D.
3									BUSHING, Front Pump
	2466 796	1	T			ER0	DGK		Frnt. Pump Hsg.
		1	J			ER0	DGK		Frnt. Pump Hsg.
4									SEAL, Front Pump Housing
	2204 709	1	T			ER0	DGK		Frnt. Pump Hsg. 8-17/64" O.D.
		1	J			ER0	DGK		Frnt. Pump Hsg. 8-17/64" O.D.
5									HOUSING, Pump, w/Bushing, Rotors and Seal, Frnt. Pump (Serviced in Assy. Item No. 16), (NOT SERVICED) (Not Serviced)
6									BALL, Valve Body Check
	0104 918	1	T			ER0	DGK		Reaction Shaft Suppt., 1/4" Dia.
		1	J			ER0	DGK		Reaction Shaft Suppt., 1/4" Dia.
7									ROTOR, Oil Pump, (NOT SERVICED) (Not Serviced)
8									ROTOR, Oil Pump, (NOT SERVICED) (Not Serviced)
9									REACTION SHAFT, Transmission Oil Pump, (Serviced in Item No. 16), (NOT SERVICED) (Not Serviced)
10									LOCK WASHER, (NOT SERVICED) (Not Serviced)
11									SCREW, Hex Head, .312-18x.687
	0179 815	6	T			ER0	DGK		Support, 5/16-18 x 11/16"
		6	J			ER0	DGK		Support, 5/16-18 x 11/16"
12									GASKET, Transmission Oil Pump
	5211 8266	1	T			ER0	DGK		Reaction Shaft Support
		1	J			ER0	DGK		Reaction Shaft Support
13									BUSHING, Reaction Shaft
	4058 635	1	T			ER0	DGK		Reaction Shaft
		1	J			ER0	DGK		Reaction Shaft
14									SEAL, Ring Reaction Support, 2 1/16 O.D.
	4471 874	2	T			ER0	DGK		Seal Reaction Shaft Support, 2-1/ 16" I.D.



JEEP GRAND CHEROKEE (ZJ)

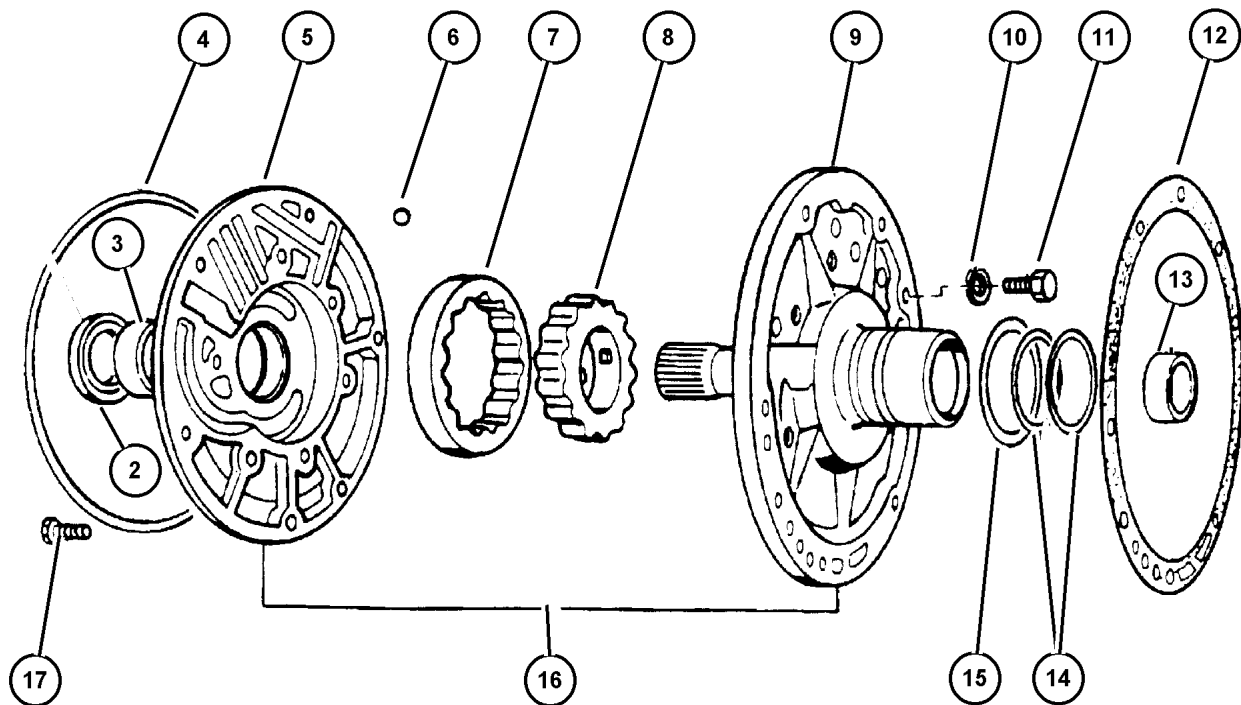
SERIES	LINE	BODY	ENGINE	TRANSMISSION
L = Low Line	J = 4WD T = 2WD	74 = 4 Door	ERH, ER0 = 4.0L Power Tech I-6. ELF, EL0 = 5.2L V8 MPI EML, EM0 = 5.9L V8 MPI	DGW = 4 Speed Auto. 44RE DGK = 4 Speed Auto. 42RE DGT = 4 Speed Auto. 46RE DG0 = All Speed Auto.

AR = Use as required - = Non illustrated part # = New this model year

October 20, 2004

**Pump, Oil With Reaction Shaft 42RE (DGK)
Figure 42RE-310**

ITEM	PART NUMBER	QTY	LINE	SERIES	BODY	ENGINE	TRANS	TRIM	DESCRIPTION
		2	J			ER0	DGK		Seal Reaction Shaft Support, 2-1/16" I.D.
15	4617 786	1	T			ER0	DGK		THRUST WASHER, Front Clutch
		1	J			ER0	DGK		
16	5211 8267	1	T			ER0	DGK		PUMP, Transmission Oil Oil, Housing, Support and Reaction Shaft, w/Lock-Up ***
		1	J			ER0	DGK		Oil, Housing, Support and Reaction Shaft, w/Lock-Up ***
17	6023 943	6	T			ER0	DGK		SCREW AND WASHER, Hex Flange Head, .312-18x1.375 w/Washer, Hsg. 5/16-18 x 1-3/8"
		6	J			ER0	DGK		w/Washer, Hsg. 5/16-18 x 1-3/8"



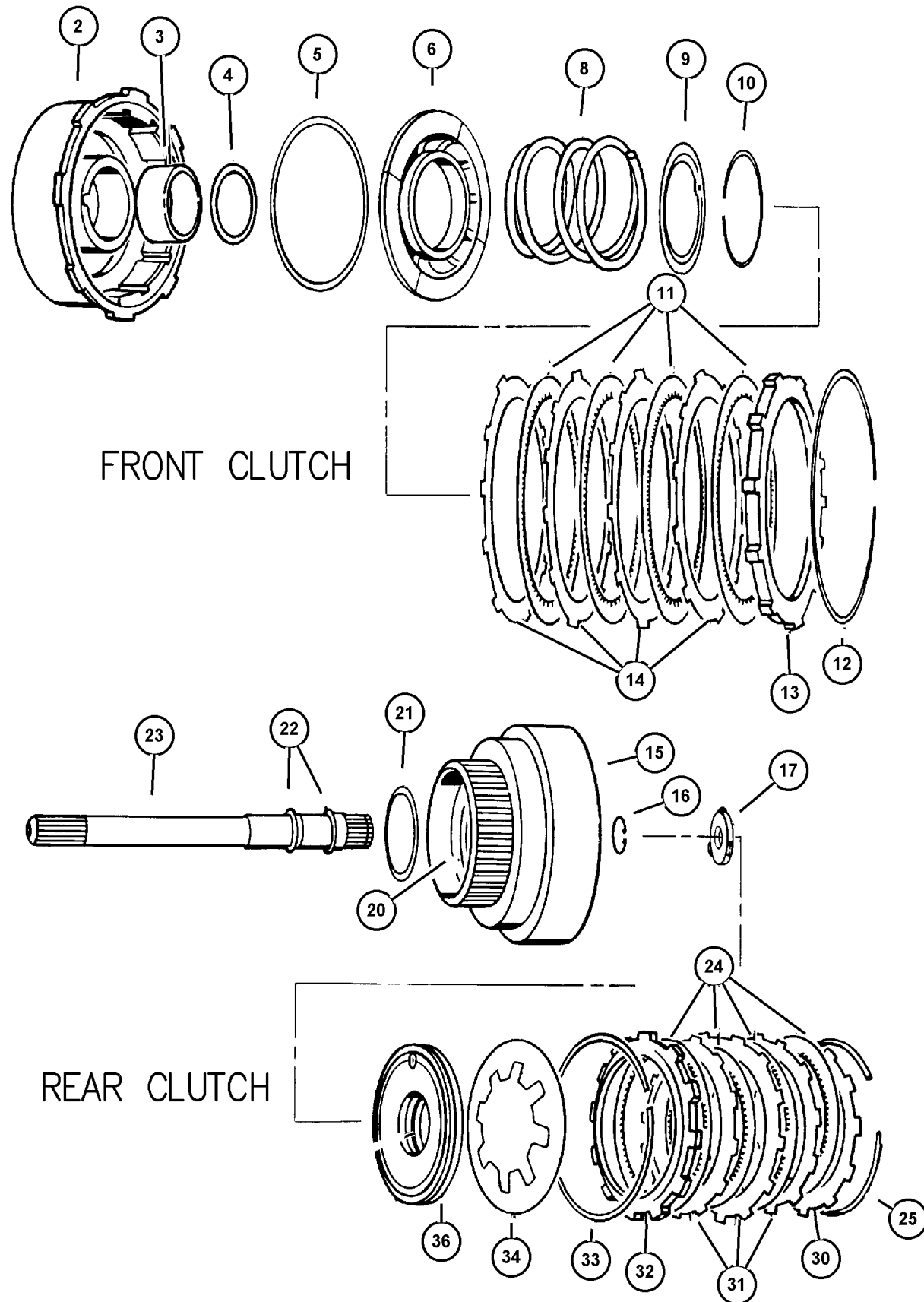
JEEP GRAND CHEROKEE (ZJ)

SERIES	LINE	BODY	ENGINE	TRANSMISSION
L = Low Line	J = 4WD T = 2WD	74 = 4 Door	ERH, ER0 = 4.0L Power Tech I-6. ELF, EL0 = 5.2L V8 MPI EML, EM0 = 5.9L V8 MPI	DGW = 4 Speed Auto. 44RE DGK = 4 Speed Auto. 42RE DGT = 4 Speed Auto. 46RE DG0 = All Speed Auto.

AR = Use as required - = Non illustrated part # = New this model year

October 20, 2004

**Clutch, Front And Rear With Gear Train 42RE (DGK)
Figure 42RE-410**



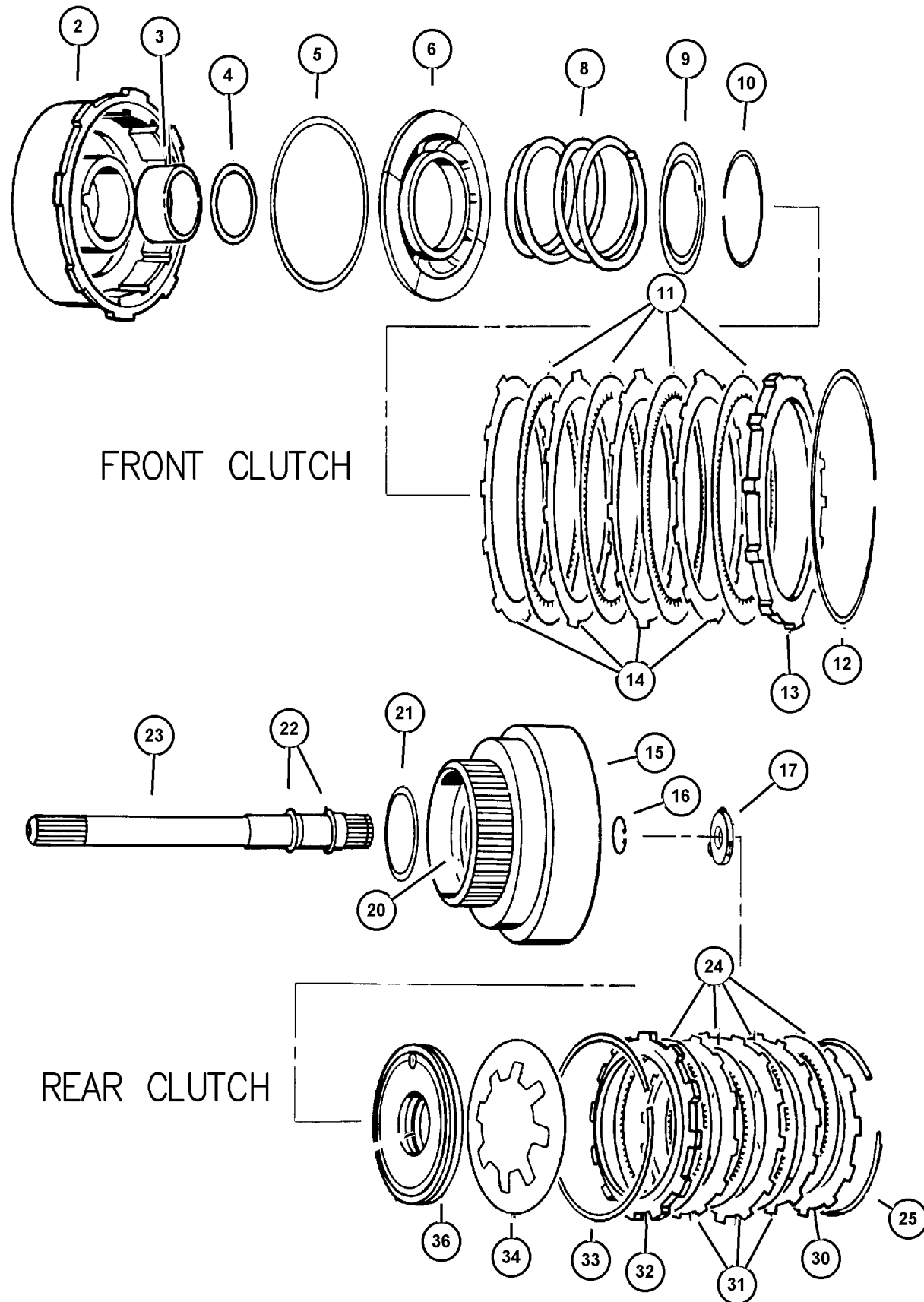
ITEM	PART NUMBER	QTY	LINE	SERIES	BODY	ENGINE	TRANS	TRIM	DESCRIPTION
-1									SEAL PACKAGE, Transmission Clutch
	5252 926	1	T			ER0	DGK		
		1	J			ER0	DGK		
2									RETAINER AND BUSHING, Transmission Front Clutch
	4531 285	1	T			ER0	DGK		w/Bushings, w/o Seals Frt. Clutch
		1	J			ER0	DGK		w/Bushings, w/o Seals Frt. Clutch
3									BUSHING, Front Clutch
	4617 157	1	T			ER0	DGK		
		1	J			ER0	DGK		
4									SEAL, Front Clutch Piston
	3515 176	1	T			ER0	DGK		Frt. Clutch Piston, Rubber, Inner
		1	J			ER0	DGK		Frt. Clutch Piston, Rubber, Inner
5									SEAL, Front Piston Clutch
	4058 487	1	T			ER0	DGK		Frt. Clutch Piston, Outer
		1	J			ER0	DGK		Frt. Clutch Piston, Outer
6									PISTON, Clutch
	4617 154	1	T			ER0	DGK		Frt. Clutch
		1	J			ER0	DGK		Frt. Clutch
-7									CHECK BALL, Dia-.187
	0147 483	1	T			ER0	DGK		3/16" Dia.
		1	J			ER0	DGK		3/16" Dia.
8									SPRING, Front Clutch
	4329 809	1	T			ER0	DGK		Frt. Clutch Piston, Yellow
		1	J			ER0	DGK		Frt. Clutch Piston, Yellow
9									RETAINER, Transmission Front Clutch Piston Spring
	4617 516	1	T			ER0	DGK		Frt. Clutch Piston Spring
		1	J			ER0	DGK		Frt. Clutch Piston Spring
10									SNAP RING
	1942 400	1	T			ER0	DGK		Frt. Clutch Inner, 2-7/16" O.D.
		1	J			ER0	DGK		Frt. Clutch Inner, 2-7/16" O.D.
11									DISC, Direct Clutch
	4617 362	4	T			ER0	DGK		Frt. Clutch
		4	J			ER0	DGK		Frt. Clutch
12									SNAP RING
	3410 571	1	T			ER0	DGK		Frt. Clutch, Outer
		1	J			ER0	DGK		Frt. Clutch, Outer
13									PLATE, Transmission Clutch Reaction
	4617 176	1	T			ER0	DGK		Frt. Clutch Pressure

JEEP GRAND CHEROKEE (ZJ)
 SERIES LINE BODY ENGINE TRANSMISSION
 L = Low Line J = 4WD 74 = 4 Door ERH, ER0 = 4.0L Power Tech I-6. DGW = 4 Speed Auto. 44RE
 ELF, EL0 = 5.2L V8 MPI DGT = 4 Speed Auto. 42RE
 EML, EM0 = 5.9L V8 MPI DGT = 4 Speed Auto. 46RE
 DG0 = All Speed Auto.

AR = Use as required - = Non illustrated part # = New this model year

October 20, 2004

**Clutch, Front And Rear With Gear Train 42RE (DGK)
Figure 42RE-410**



ITEM	PART NUMBER	QTY	LINE	SERIES	BODY	ENGINE	TRANS	TRIM	DESCRIPTION
		1	J			ER0	DGK		Frnt. Clutch Pressure
14	1942 403AB	4	T			ER0	DGK		PLATE, Clutch Separator
		4	J			ER0	DGK		
15									RETAINER, Transmission Rear
	4505 199	1	T			ER0	DGK		Clutch
		1	J			ER0	DGK		Rear Clutch
16									SNAP RING, .890625
	6022 859	1	T			ER0	DGK		Input Shaft 57/64", .059" Thk.
		1	J			ER0	DGK		Input Shaft 57/64", .059" Thk.
17									THRUST WASHER, Output Shaft, Gray .052
	4505 185	1	T			ER0	DGK		Grey
		1	J			ER0	DGK		Grey
-18									THRUST WASHER, Output Shaft, Red .068
	4505 186	1	T			ER0	DGK		
		1	J			ER0	DGK		
-19									THRUST WASHER, Output Shaft, Green .083
	4505 187	1	T			ER0	DGK		
		1	J			ER0	DGK		
20									SEAL, Rear Clutch Retainer
	4617 063	1	T			ER0	DGK		
		1	J			ER0	DGK		
21									THRUST WASHER, Front Clutch
	4617 786	1	T			ER0	DGK		
		1	J			ER0	DGK		
22									SEAL, Input Shaft
	1401 221	1	T			ER0	DGK		
		1	J			ER0	DGK		
23									INPUT SHAFT, Transmission
	4505 189	1	T			ER0	DGK		Input
		1	J			ER0	DGK		Input
24									DISC, Clutch
	4713 880	4	T			ER0	DGK		Rear Clutch
		4	J			ER0	DGK		Rear Clutch
25									SNAP RING
	4130 761	1	T			ER0	DGK		
		1	J			ER0	DGK		
-26									SNAP RING, Rear Clutch, .076

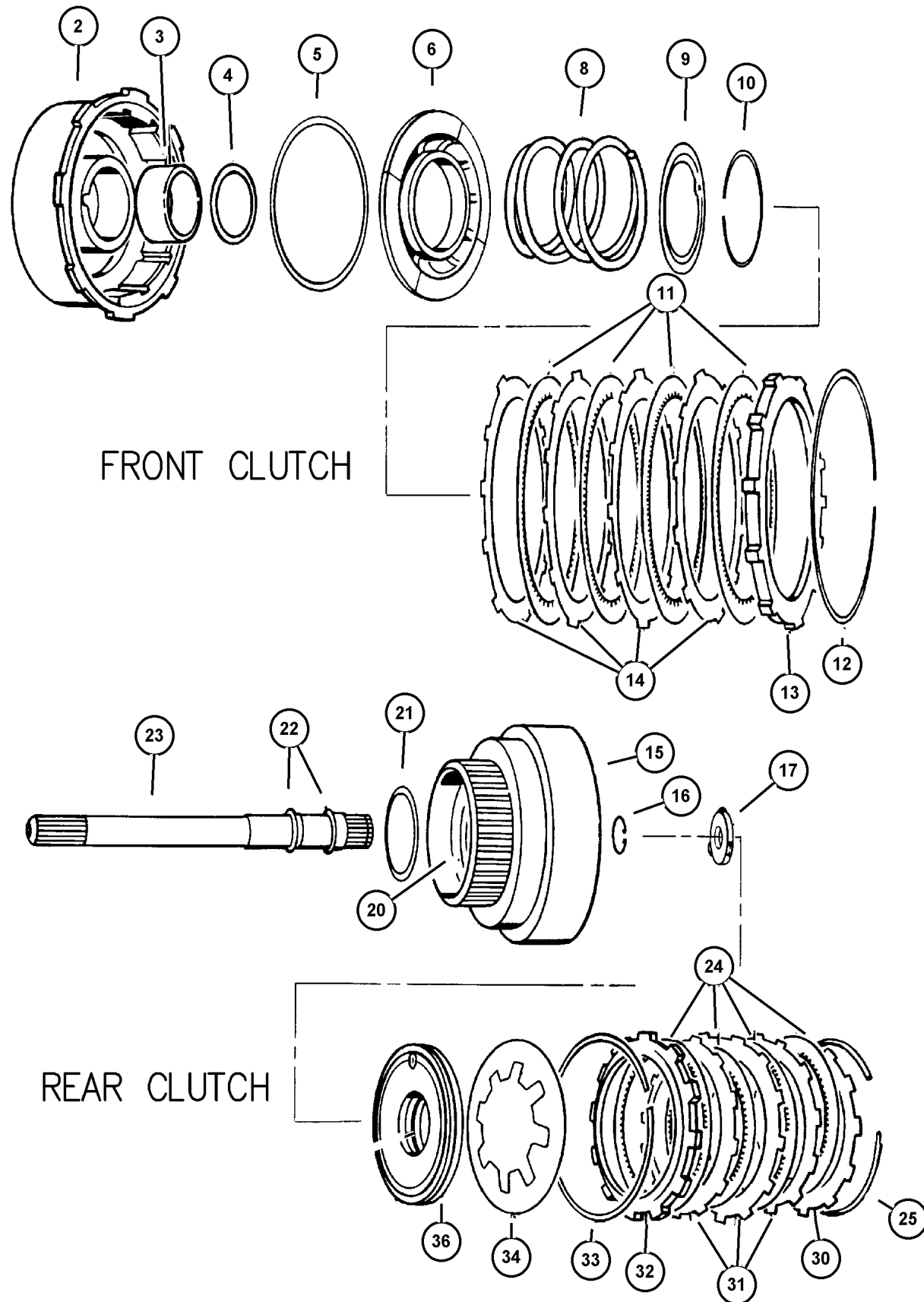
JEEP GRAND CHEROKEE (ZJ)
 SERIES LINE BODY ENGINE
 L = Low Line J = 4WD 74 = 4 Door ERH, ER0 = 4.0L Power Tech I-6.
 T = 2WD ELF, EL0 = 5.2L V8 MPI
 EML, EM0 = 5.9L V8 MPI

TRANSMISSION
 DGW = 4 Speed Auto. 44RE
 DGK = 4 Speed Auto. 42RE
 DGT = 4 Speed Auto. 46RE
 DGO = All Speed Auto.

AR = Use as required - = Non illustrated part # = New this model year

October 20, 2004

**Clutch, Front And Rear With Gear Train 42RE (DGK)
Figure 42RE-410**



ITEM	PART NUMBER	QTY	LINE	SERIES	BODY	ENGINE	TRANS	TRIM	DESCRIPTION
	4539 121	1	T			ER0	DGK		
-27		1	J			ER0	DGK		SNAP RING, Rear Clutch, .098
	4539 122	1	T			ER0	DGK		
		1	J			ER0	DGK		
-28		1	T			ER0	DGK		SNAP RING, Rear Clutch, .095
	4539 123	1	T			ER0	DGK		
		1	J			ER0	DGK		
-29		1	T			ER0	DGK		SNAP RING, Rear Clutch, .107
	4539 124	1	T			ER0	DGK		
		1	J			ER0	DGK		
30									PLATE, Transmission Clutch Reaction
	4617 176	1	T			ER0	DGK		Rr. Clutch Pressure, Rear
		1	J			ER0	DGK		Rr. Clutch Pressure, Rear
31									PLATE, Clutch Separator
	1942 403AB	4	T			ER0	DGK		
		4	J			ER0	DGK		
32									PLATE, Clutch Pressure
	2466 281	1	T			ER0	DGK		Rear Clutch Pressure, Front
		1	J			ER0	DGK		Rear Clutch Pressure, Front
33									SPRING, Rear Clutch
	2466 283	1	T			ER0	DGK		Rear Clutch Wave
		1	J			ER0	DGK		Rear Clutch Wave
34									SPRING, Rear Clutch Piston
	4728 487	1	T			ER0	DGK		Rear Clutch Piston
		1	J			ER0	DGK		Rear Clutch Piston
-35									SEAL, Rear Clutch Piston
	2538 695	1	T			ER0	DGK		Rear Clutch Piston, Rubber, Outer
		1	J			ER0	DGK		Rear Clutch Piston, Rubber, Outer
36									PISTON, Clutch
	3515 716	1	T			ER0	DGK		Rear Clutch
		1	J			ER0	DGK		Rear Clutch
-37									SEAL, Rear Clutch Piston
	2538 510	1	T			ER0	DGK		Rear Clutch Piston, Rubber, Inner
		1	J			ER0	DGK		Rear Clutch Piston, Rubber, Inner

JEEP GRAND CHEROKEE (ZJ)
 SERIES LINE BODY ENGINE TRANSMISSION
 L = Low Line J = 4WD 74 = 4 Door ERH, ER0 = 4.0L Power Tech I-6. DGW = 4 Speed Auto. 44RE
 ELF, EL0 = 5.2L V8 MPI DGK = 4 Speed Auto. 42RE
 EML, EM0 = 5.9L V8 MPI DGT = 4 Speed Auto. 46RE
 DG0 = All Speed Auto.

AR = Use as required - = Non illustrated part # = New this model year

October 20, 2004

**Intermediate Shaft And Gear Train 42RE (DGK)
Figure 42RE-420**

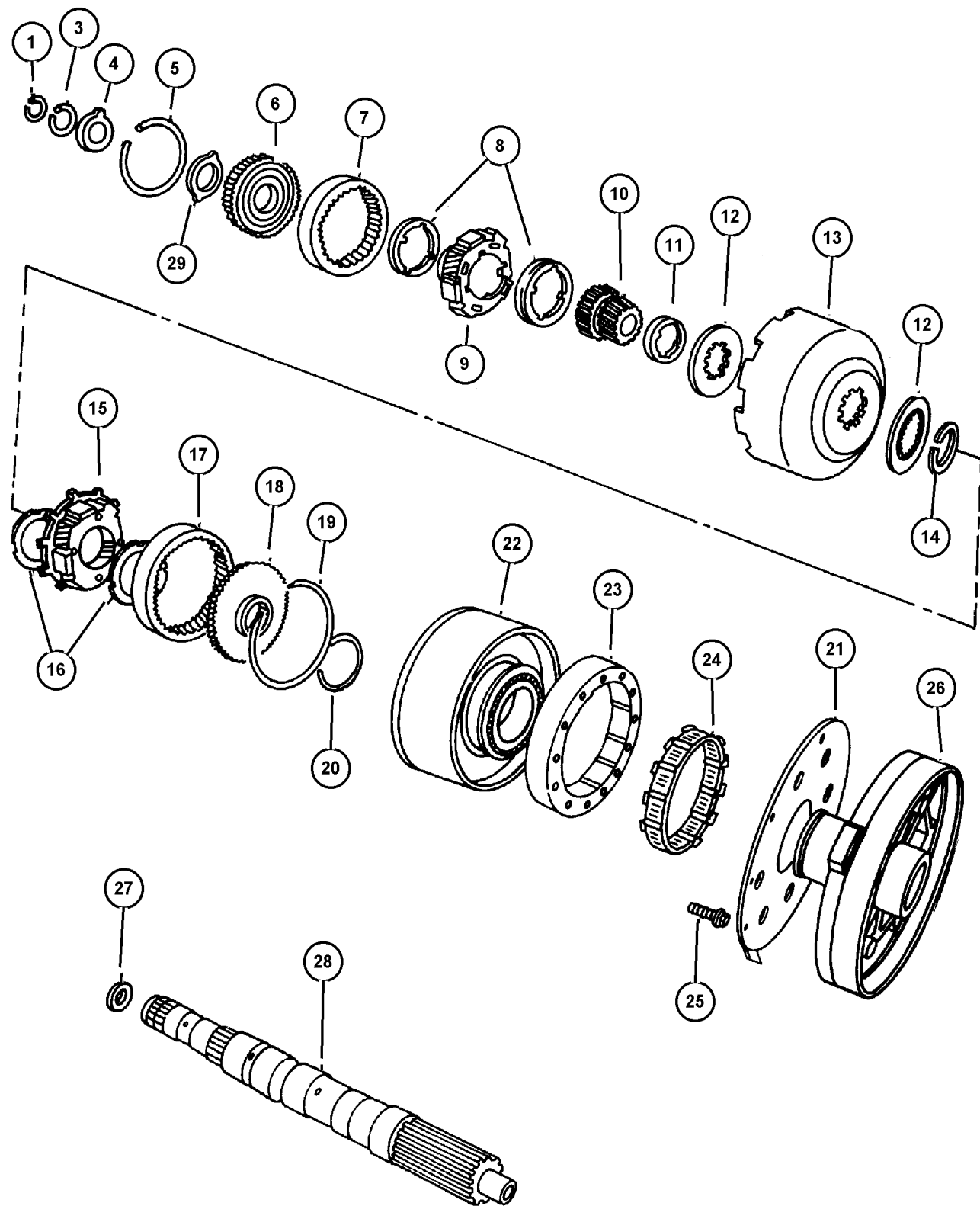
ITEM	PART NUMBER	QTY	LINE	SERIES	BODY	ENGINE	TRANS	TRIM	DESCRIPTION
1									SNAP RING, .946 ID
	6026 289	1	T			ER0	DGK		
		1	J			ER0	DGK		
-2									SNAP RING, Output Shaft, 1.029 OD
	6030 404	1	T			ER0	DGK		
		1	J			ER0	DGK		
3									SNAP RING, Annulus Gear, 1.375 ID
	6030 576	1	T			ER0	DGK		Frnt. Annulus Gear Support, 1-3/8" I.D.
		1	J			ER0	DGK		Frnt. Annulus Gear Support, 1-3/8" I.D.
4									THRUST WASHER, Annulus Gear
	3681 969	1	T			ER0	DGK		Frnt. Annulus Gear Support, Thrust w/Lip, 2-1/8" O.D.
		1	J			ER0	DGK		Frnt. Annulus Gear Support, Thrust w/Lip, 2-1/8" O.D.
5									SNAP RING
	6035 238	1	T			ER0	DGK		
		1	J			ER0	DGK		
6									SUPPORT, Annulus Gear
	4617 774	1	T			ER0	DGK		w/Bushing, Frnt. Annulus Gear
		1	J			ER0	DGK		w/Bushing, Frnt. Annulus Gear
7									GEAR, Front Annulus
	4130 512	1	T			ER0	DGK		Front Annulus
		1	J			ER0	DGK		Front Annulus
8									THRUST WASHER, Planetary
	4130 518	2	T			ER0	DGK		Carrier
		2	J			ER0	DGK		Frnt. Carrier Thrust, 2-5/8" I.D., w/4 Tabs I.D.
		2	J			ER0	DGK		Frnt. Carrier Thrust, 2-5/8" I.D., w/4 Tabs I.D.
9									CARRIER, Planetary Pinion
	4130 514	1	T			ER0	DGK		Front Planet Pinion
		1	J			ER0	DGK		Front Planet Pinion
10									GEAR, Sun
	4130 685	1	T			ER0	DGK		w/Bushing, Sun 38T-28T
		1	J			ER0	DGK		w/Bushing, Sun 38T-28T
11									SPACER, Sun Gear
	4130 736	1	T			ER0	DGK		Sun Gear, 4 Inner Teeth, 2" O.D.
		1	J			ER0	DGK		Sun Gear, 4 Inner Teeth, 2" O.D.
12									PLATE, Transmission Module
	4471 566	2	T			ER0	DGK		Sun Gear Driving Shell, Thrust

JEEP GRAND CHEROKEE (ZJ)

SERIES	LINE	BODY	ENGINE	TRANSMISSION
L = Low Line	J = 4WD T = 2WD	74 = 4 Door	ERH, ER0 = 4.0L Power Tech I-6. ELF, EL0 = 5.2L V8 MPI EML, EM0 = 5.9L V8 MPI	DGW = 4 Speed Auto. 44RE DGK = 4 Speed Auto. 42RE DGT = 4 Speed Auto. 46RE DGO = All Speed Auto.

AR = Use as required - = Non illustrated part # = New this model year

October 20, 2004



**Intermediate Shaft And Gear Train 42RE (DGK)
Figure 42RE-420**

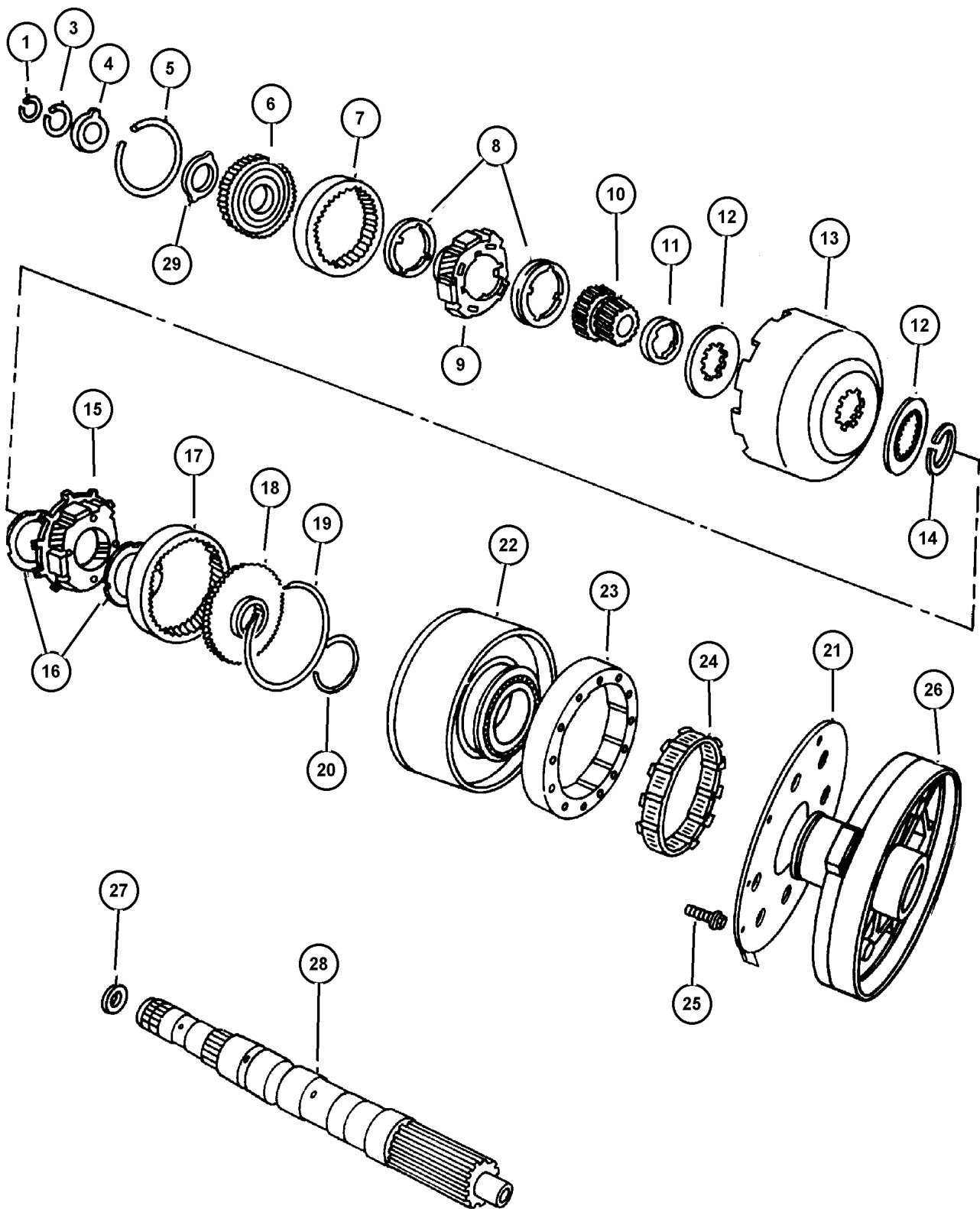
ITEM	PART NUMBER	QTY	LINE	SERIES	BODY	ENGINE	TRANS	TRIM	DESCRIPTION
		2	J			ER0	DGK		Sun Gear Driving Shell, Thrust
13	4531 288	1	T			ER0	DGK		SHELL, Sun Gear
		1	J			ER0	DGK		Sun Gear Driving
14	1942 439	1	T			ER0	DGK		SNAP RING, Sun Gear Shell
		1	J			ER0	DGK		Sun Gear Driving Shell, Lock 1-41/64" O.D.
15	4431 438	1	T			ER0	DGK		CARRIER, Planetary Pinion
		1	J			ER0	DGK		Rear Planet Pinion
16	3681 935	1	T			ER0	DGK		THRUST WASHER, Planetary
		2	J			ER0	DGK		Carrier
17	3743 184	1	T			ER0	DGK		GEAR, Rear Annulus
		1	J			ER0	DGK		Rear Annulus
18	3515 501	1	T			ER0	DGK		SUPPORT, Annulus Gear
		1	J			ER0	DGK		Rr. Annulus Gear, 62T-28T, 4" O.D.
19	1942 444	1	T			ER0	DGK		Rr. Annulus Gear, 62T-28T, 4" O.D.
		1	J			ER0	DGK		SNAP RING
20	6033 480	1	T			ER0	DGK		Rr. Annulus Gear, 4-1/16" O.D.
		1	J			ER0	DGK		Rr. Annulus Gear, 4-1/16" O.D.
21	4471 564	1	T			ER0	DGK		SNAP RING, Reverse Drum
		1	J			ER0	DGK		Reverse Drum Retaining
22	4637 956	1	T			ER0	DGK		Reverse Drum Retaining
		1	J			ER0	DGK		GASKET, Overdrive Piston Retainer
23	4431 690	1	T			ER0	DGK		O/Drive Cl. Piston Retainer To Case
		1	J			ER0	DGK		O/Drive Cl. Piston Retainer To Case
24	4637 956	1	T			ER0	DGK		DRUM PACKAGE, Transmission
		1	J			ER0	DGK		Reverse
25	4431 690	1	T			ER0	DGK		CAM, Overrunning Clutch
		1	J			ER0	DGK		"O" Running Clutch
		1	J			ER0	DGK		"O" Running Clutch
26									CLUTCH, Overrunning

JEEP GRAND CHEROKEE (ZJ)

SERIES	LINE	BODY	ENGINE	TRANSMISSION
L = Low Line	J = 4WD T = 2WD	74 = 4 Door	ERH, ER0 = 4.0L Power Tech I-6. ELF, EL0 = 5.2L V8 MPI EML, EM0 = 5.9L V8 MPI	DGW = 4 Speed Auto. 44RE DGK = 4 Speed Auto. 42RE DGT = 4 Speed Auto. 46RE DGO = All Speed Auto.

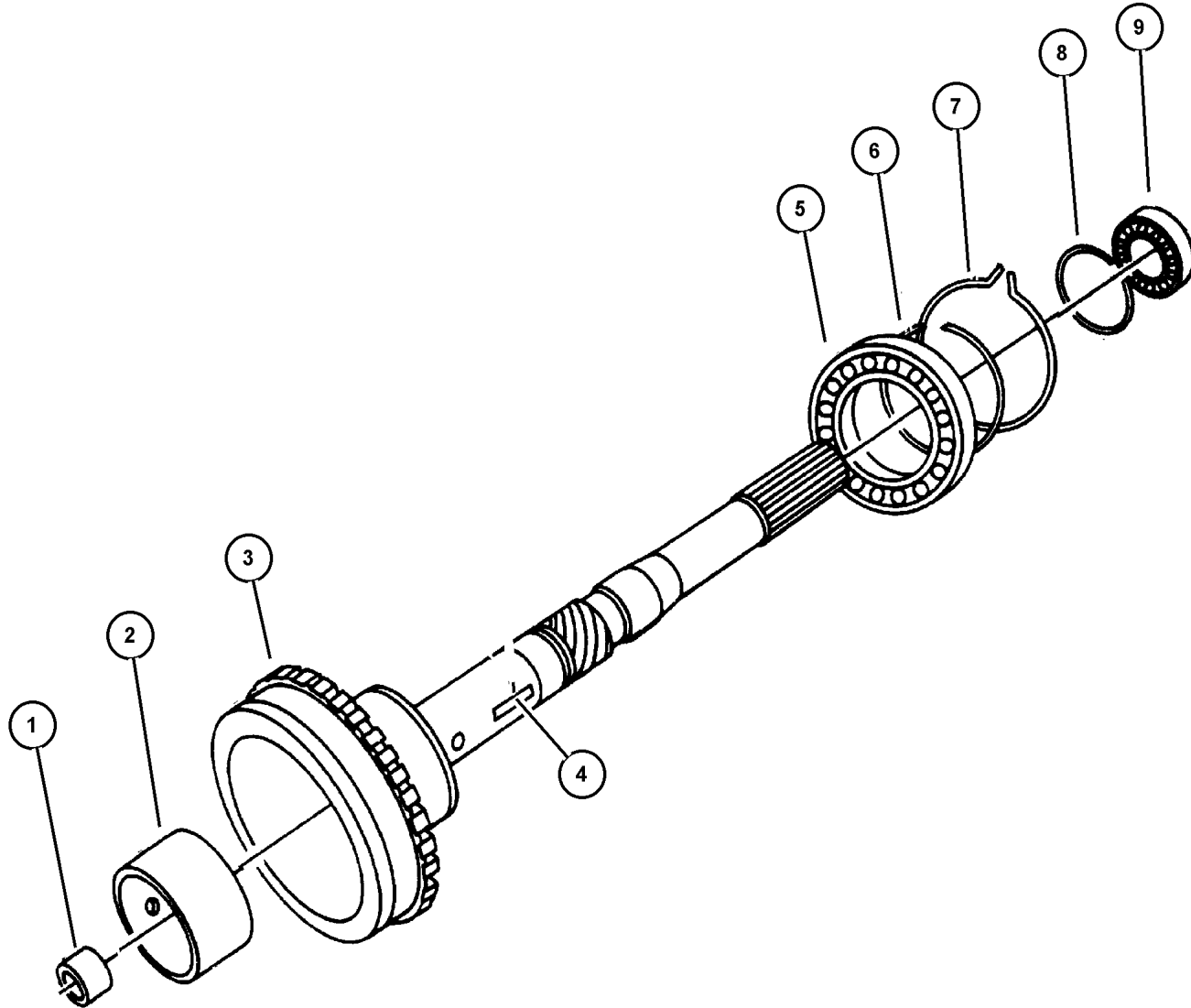
AR = Use as required - = Non illustrated part # = New this model year

October 20, 2004



**Output Shaft And Gear Train 42RE (DGK)
Figure 42RE-430**

ITEM	PART NUMBER	QTY	LINE	SERIES	BODY	ENGINE	TRANS	TRIM	DESCRIPTION
1									BUSHING, O/P Shaft Pilot, (Serviced in O/P Shaft), (NOT SERVICED) (Not Serviced)
2									BUSHING, Not Serviced, (NOT SERVICED) (Not Serviced)
3	4864 501	1	T			ER0	DGK		SHAFT, Output
	4798 536	1	J			ER0	DGK		
4									KEY, Shaft, O/P Shaft Gov. Drive (Not Serviced), (NOT SERVICED) (Not Serviced)
5	4461 008	1	T			ER0	DGK		BEARING, Output Shaft Front
		1	J			ER0	DGK		
6	4461 068	1	T			ER0	DGK		SNAP RING O/P Shaft Front Bearing
		1	J			ER0	DGK		
7	4461 057	1	T			ER0	DGK		SNAP RING O/P Shaft Brg. to Case
		1	J			ER0	DGK		
8	4461 069	1	T			ER0	DGK		SNAP RING, O/P Shaft Rear Bearing
9	2466 224	1	T			ER0	DGK		BEARING, Output Shaft, O/P Shaft, Rear, 2.8344 O.D.



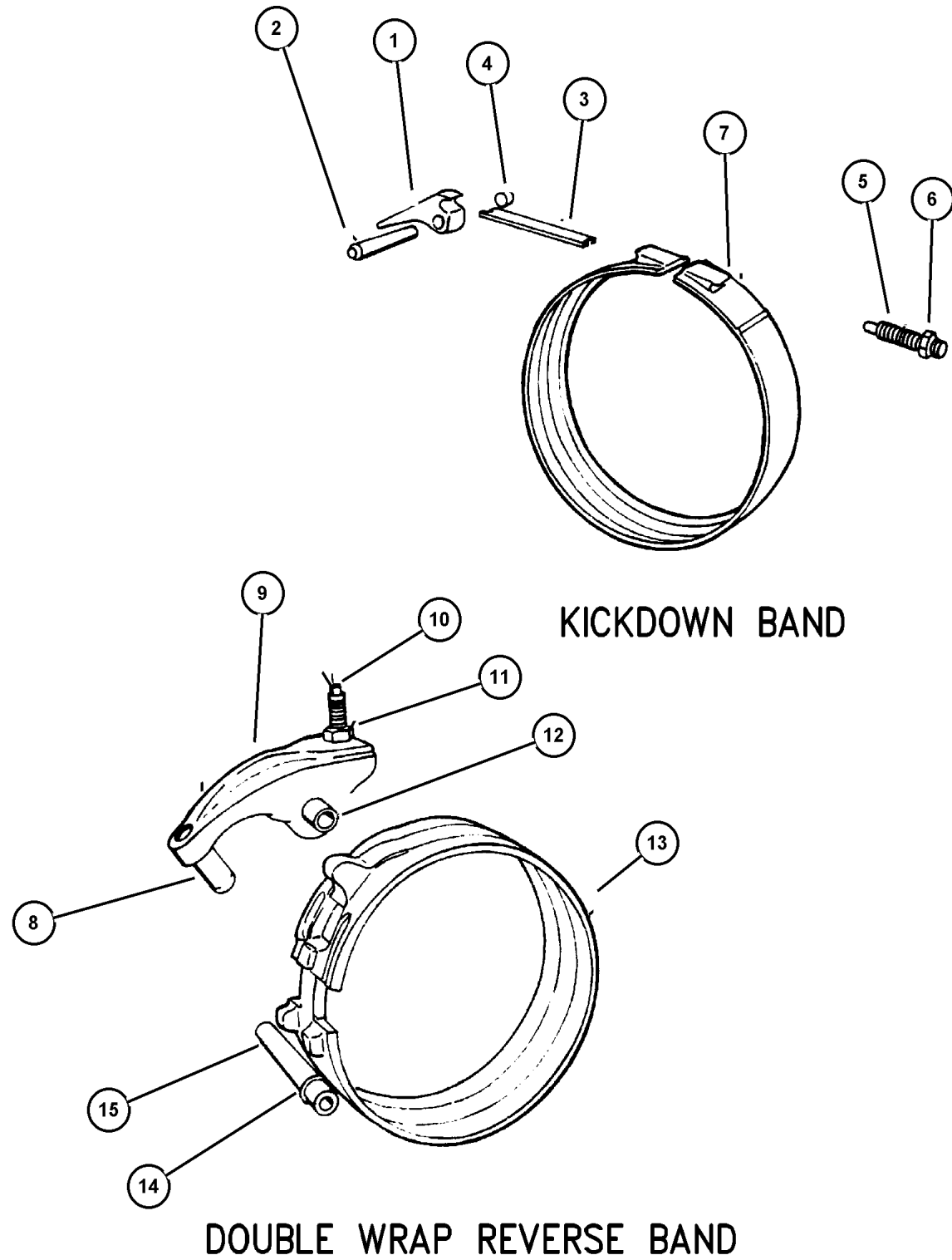
JEEP GRAND CHEROKEE (ZJ)

SERIES	LINE	BODY	ENGINE	TRANSMISSION
L = Low Line	J = 4WD T = 2WD	74 = 4 Door	ERH, ER0 = 4.0L Power Tech I-6. ELF, EL0 = 5.2L V8 MPI EML, EM0 = 5.9L V8 MPI	DGW = 4 Speed Auto. 44RE DGK = 4 Speed Auto. 42RE DGT = 4 Speed Auto. 46RE DG0 = All Speed Auto.

AR = Use as required - = Non illustrated part # = New this model year

October 20, 2004

**Bands, Reverse And Kickdown With Linkage 42RE (DGK)
Figure 42RE-510**



ITEM	PART NUMBER	QTY	LINE	SERIES	BODY	ENGINE	TRANS	TRIM	DESCRIPTION
1									LEVER, Kickdown
	5211 8264	1	T			ER0	DGK		Kickdown Band
		1	J			ER0	DGK		Kickdown Band
2									SHAFT, Band Lever
	4531 181	1	T			ER0	DGK		Kickdown
		1	J			ER0	DGK		Kickdown
3									STRUT, Kickdown Band
	3515 084	1	T			ER0	DGK		Kickdown Band
		1	J			ER0	DGK		Kickdown Band
4									PLUG, Pipe, .250-18x.560, (NOT SERVICED) (Not Serviced)
5									SCREW, Trans Kickdown Band Adjusting, .5-20x2.88
	1942 477	1	T			ER0	DGK		Kickdown Band Adjusting
		1	J			ER0	DGK		Kickdown Band Adjusting
6									NUT, Hex Jam, .50-20
	0124 934	1	T			ER0	DGK		Kickdown Band Adjust Screw
		1	J			ER0	DGK		Kickdown Band Adjust Screw
7									BAND, Kickdown
	4617 849	1	T			ER0	DGK		
		1	J			ER0	DGK		
8									LEVER, Reverse Band w/Stem
	4202 764	1	T			ER0	DGK		
		1	J			ER0	DGK		w/Stem
9									LEVER, Reverse Band
	4202 765	1	T			ER0	DGK		
		1	J			ER0	DGK		
10									SCREW, Trans Reverse Band Adjusting, .375-24-1.88
	2538 472	1	T			ER0	DGK		Reverse Band Adjusting
		1	J			ER0	DGK		Reverse Band Adjusting
11									NUT, Hex, .375-24
	0114 942	1	T			ER0	DGK		Reverse Band Adjusting
		1	J			ER0	DGK		Reverse Band Adjusting
12									SHAFT, Reverse Band
	3410 102	1	T			ER0	DGK		Reverse Band Lever
		1	J			ER0	DGK		Reverse Band Lever
13									BAND, Reverse
	4431 406	1	T			ER0	DGK		
		1	J			ER0	DGK		
14									O RING, Steering Gear
	6030 657	1	T			ER0	DGK		

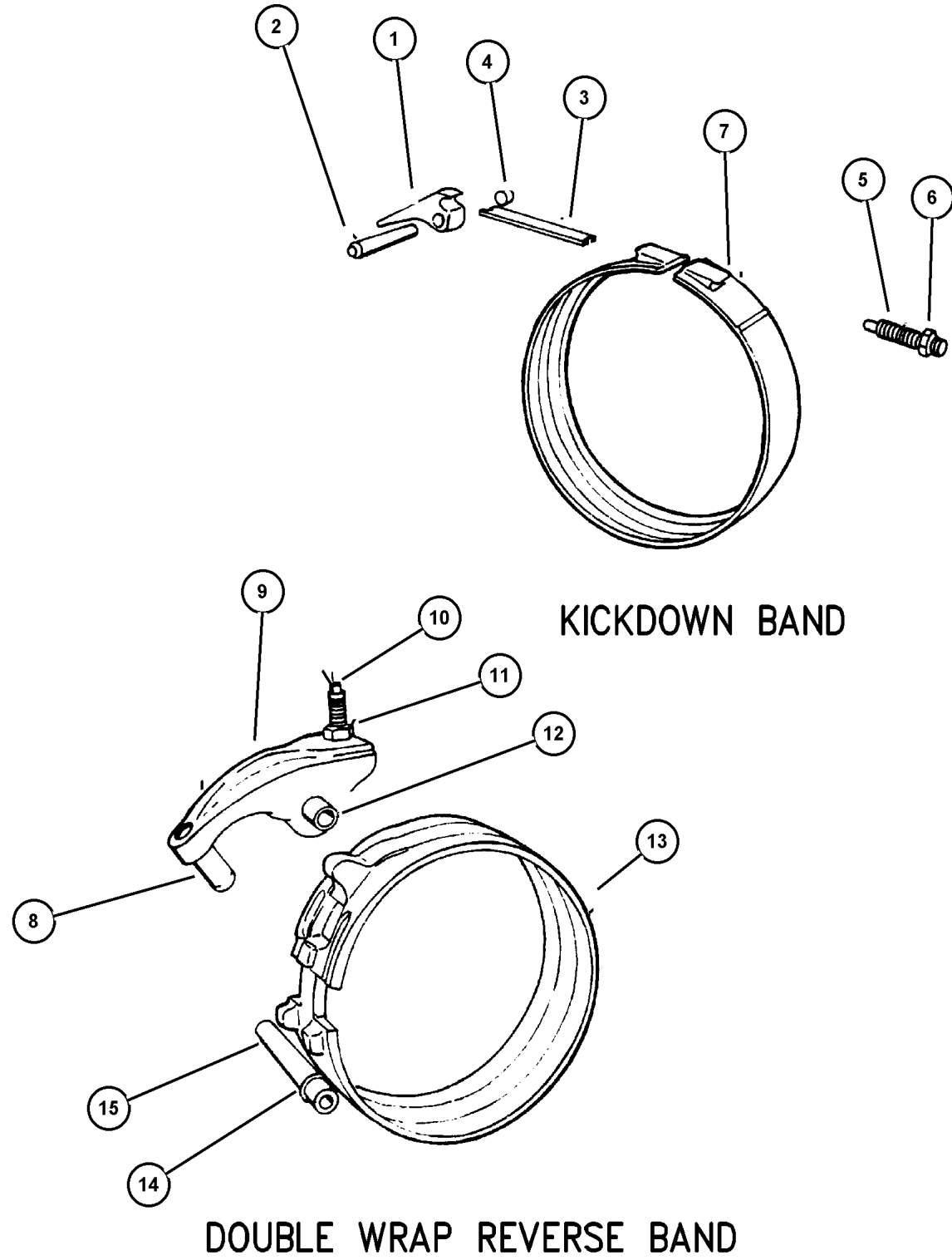
JEEP GRAND CHEROKEE (ZJ)

SERIES	LINE	BODY	ENGINE	TRANSMISSION
L = Low Line	J = 4WD T = 2WD	74 = 4 Door	ERH, ER0 = 4.0L Power Tech I-6. ELF, EL0 = 5.2L V8 MPI EML, EM0 = 5.9L V8 MPI	DGW = 4 Speed Auto. 44RE DGK = 4 Speed Auto. 42RE DGT = 4 Speed Auto. 46RE DGO = All Speed Auto.

AR = Use as required - = Non illustrated part # = New this model year

October 20, 2004

**Bands, Reverse And Kickdown With Linkage 42RE (DGK)
Figure 42RE-510**



ITEM	PART NUMBER	QTY	LINE	SERIES	BODY	ENGINE	TRANS	TRIM	DESCRIPTION
		1	J			ER0	DGK		
15	3410 102	1	T			ER0	DGK		SHAFT, Reverse Band
		1	J			ER0	DGK		Reverse Band Reaction

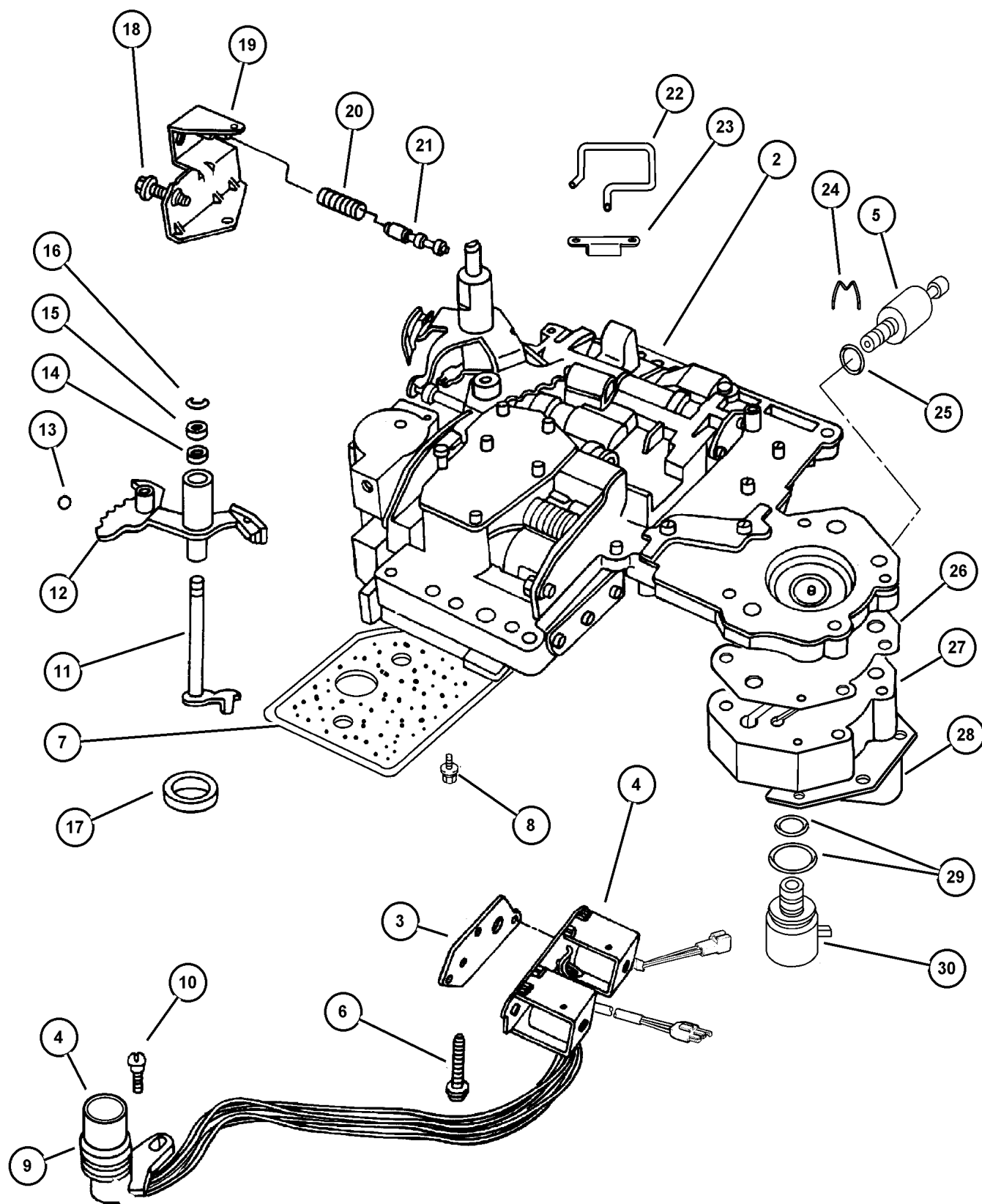
JEEP GRAND CHEROKEE (ZJ)

SERIES	LINE	BODY	ENGINE	TRANSMISSION
L = Low Line	J = 4WD T = 2WD	74 = 4 Door	ERH, ER0 = 4.0L Power Tech I-6. ELF, EL0 = 5.2L V8 MPI EML, EM0 = 5.9L V8 MPI	DGW = 4 Speed Auto. 44RE DGK = 4 Speed Auto. 42RE DGT = 4 Speed Auto. 46RE DG0 = All Speed Auto.

AR = Use as required - = Non illustrated part # = New this model year

October 20, 2004

Valve Body 42RE (DGK)
Figure 42RE-710



ITEM	PART NUMBER	QTY	LINE	SERIES	BODY	ENGINE	TRANS	TRIM	DESCRIPTION
-1									SEAL AND GASKET PACKAGE, Valve Body and Servo
	4863 933AB	1	T			ER0	DGK		
		1	J			ER0	DGK		
2									BODY, Transfer Plate
	5211 8649	1	T			ER0	DGK		
		1	J			ER0	DGK		
3									GASKET, Transmission Solenoid
	5211 8510	1	T			ER0	DGK		
		1	J			ER0	DGK		
4									SOLENOID, Transmission Overdrive
	5211 8500	1	T			ER0	DGK		
		1	J			ER0	DGK		
5									TRANSDUCER, Pressure Sensor
	5602 7720	1	T			ER0	DGK		
		1	J			ER0	DGK		
6									BOLT, Valve Body, .25-20x1.75
	0181 071	3	T			ER0	DGK		Valve Body to Case, 1/4-20 x 1-3/4"
		3	J			ER0	DGK		Valve Body to Case, 1/4-20 x 1-3/4"
7									FILTER, Valve Body
	3515 996	1	T			ER0	DGK		[Paper]
		1	J			ER0	DGK		[Paper]
	5211 8789	1	J			ER0	DGK		[Plastic]
		1	T			ER0	DGK		[Plastic]
8									SCREW AND WASHER, Oil Filter Mounting, Fillester Head .190-24x2.500
	6033 826	3	T			ER0	DGK		Oil Filter
		3	J			ER0	DGK		Oil Filter
9									O RING, Solenoid Wiring, Transmission
	6034 748	2	T			ER0	DGK		
		2	J			ER0	DGK		
10									SCREW, Tapping, .19-24x.75 Solenoid Wiring Conn. Mtg.
	6033 985	1	T			ER0	DGK		
		1	J			ER0	DGK		
11									LEVER, Throttle Valve
	3681 227	1	T			ER0	DGK		Throttle Valve
		1	J			ER0	DGK		Throttle Valve
12									LEVER, Manual Valve

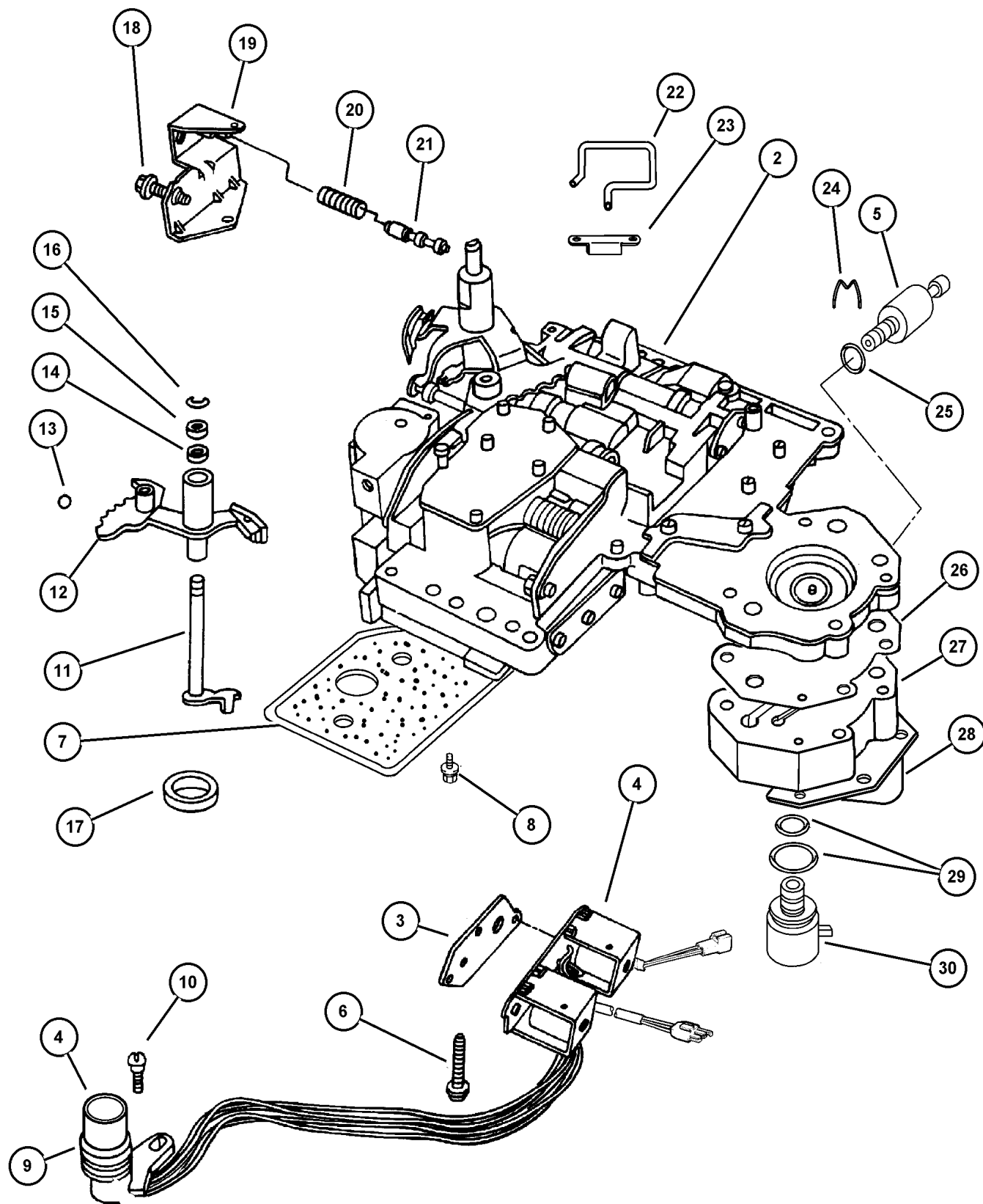
JEEP GRAND CHEROKEE (ZJ)

SERIES	LINE	BODY	ENGINE	TRANSMISSION
L = Low Line	J = 4WD T = 2WD	74 = 4 Door	ERH, ER0 = 4.0L Power Tech I-6. ELF, EL0 = 5.2L V8 MPI EML, EM0 = 5.9L V8 MPI	DGW = 4 Speed Auto. 44RE DGK = 4 Speed Auto. 42RE DGT = 4 Speed Auto. 46RE DGO = All Speed Auto.

AR = Use as required - = Non illustrated part # = New this model year

October 20, 2004

Valve Body 42RE (DGK)
Figure 42RE-710



ITEM	PART NUMBER	QTY	LINE	SERIES	BODY	ENGINE	TRANS	TRIM	DESCRIPTION
	4617 439	1	T			ER0	DGK		w/Insulator, Manual Valve
13		1	J			ER0	DGK		w/Insulator, Manual Valve BALL, Manual Lever Detent, .343 Diameter
	0147 488	1	T			ER0	DGK		Manual Lever Detent, 11/32" Dia.
14		1	J			ER0	DGK		Manual Lever Detent, 11/32" Dia. SEAL, Valve Lever Shift
	2466 548	1	T			ER0	DGK		Throttle Lever Shaft, Rubber, 5/8" O.D.
		1	J			ER0	DGK		Throttle Lever Shaft, Rubber, 5/8" O.D.
15		1	T			ER0	DGK		WASHER, Manual Valve Lever Throttle Valve Lever Shaft
	2538 062	1	J			ER0	DGK		Throttle Valve Lever Shaft SNAP RING
16		2	T			ER0	DGK		SNAP RING
	6035 208	2	J			ER0	DGK		SNAP RING
17		1	T			ER0	DGK		SEAL, Manual Shift Valve, 1.25 OD Manual Valve , 1-1/4" O.D.
	4505 098	1	J			ER0	DGK		Manual Valve , 1-1/4" O.D.
18		1	T			ER0	DGK		SCREW, Cap Head Lock, .312-24x1. 25
	6030 609	1	J			ER0	DGK		Throttle Pressure Adjusting Throttle Pressure Adjusting
19		1	T			ER0	DGK		BRACKET, Valve Body Switch
	4617 010	1	J			ER0	DGK		Throttle Pressure Adj. Screw Throttle Pressure Adj. Screw
20		1	T			ER0	DGK		SPRING, Switch Valve
	4130 492	1	J			ER0	DGK		Switch Valve
21		1	T			ER0	DGK		VALVE, Trans Lockup Switch
	4505 036	1	J			ER0	DGK		Trans. Switch Trans. Switch
22		1	T			ER0	DGK		TUBE, Boost Valve
	4617 008	1	J			ER0	DGK		Trans. Line Pressure Boost Valve Oil ***
23		1	T			ER0	DGK		Trans. Line Pressure Boost Valve Oil *** RETAINER, Boost Valve Oil Supply Tube
	5211 7958	1	T			ER0	DGK		Line Pressure Boost Valve Oil Tube

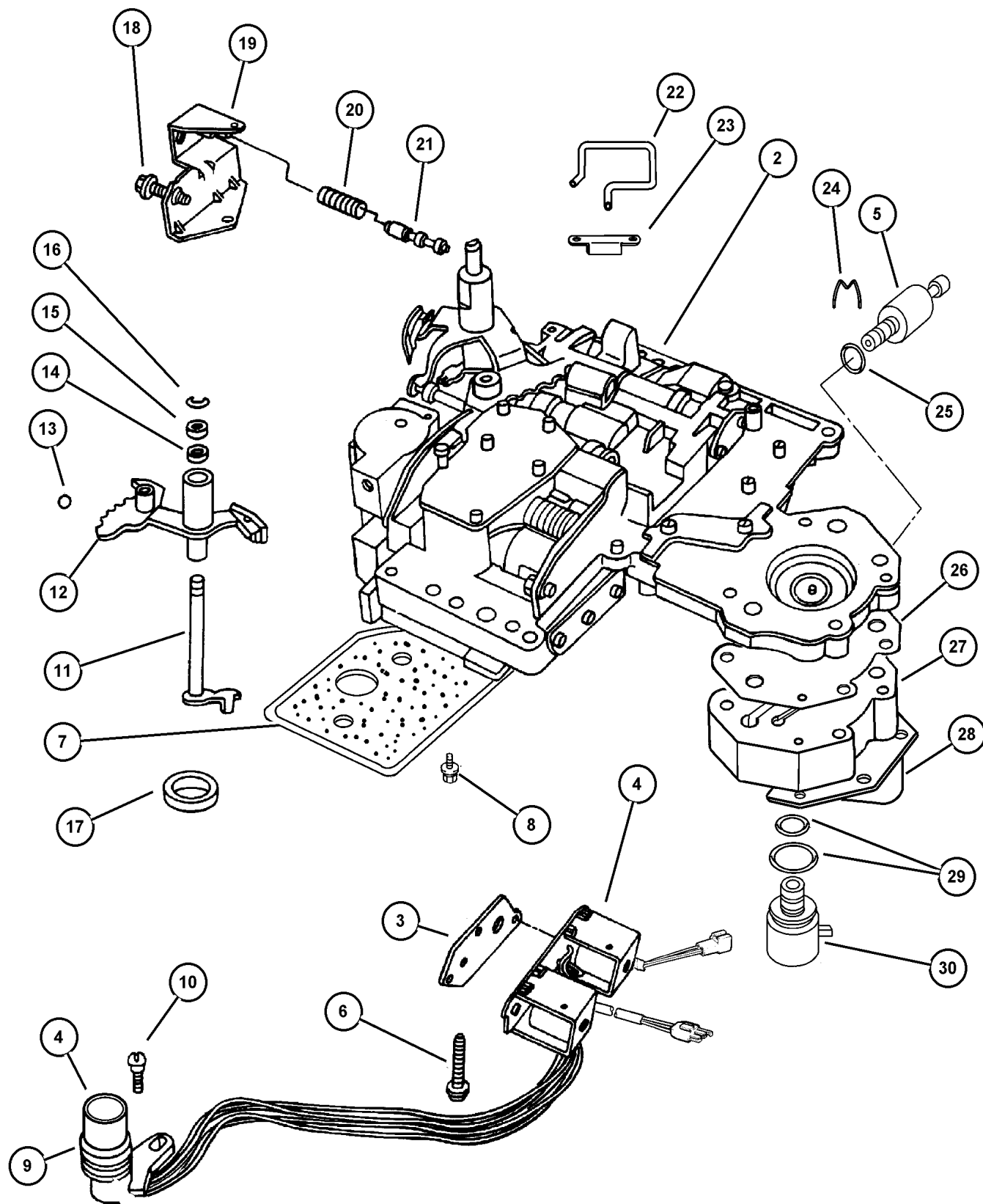
JEEP GRAND CHEROKEE (ZJ)

SERIES	LINE	BODY	ENGINE	TRANSMISSION
L = Low Line	J = 4WD T = 2WD	74 = 4 Door	ERH, ER0 = 4.0L Power Tech I-6. ELF, EL0 = 5.2L V8 MPI EML, EM0 = 5.9L V8 MPI	DGW = 4 Speed Auto. 44RE DGK = 4 Speed Auto. 42RE DGT = 4 Speed Auto. 46RE DGO = All Speed Auto.

AR = Use as required - = Non illustrated part # = New this model year

October 20, 2004

Valve Body 42RE (DGK)
Figure 42RE-710



ITEM	PART NUMBER	QTY	LINE	SERIES	BODY	ENGINE	TRANS	TRIM	DESCRIPTION
		1	J			ER0	DGK		Line Pressure Boost Valve Oil Tube
24									CLIP, Transmission Governor Transducer
	4617 219	1	T			ER0	DGK		Gov. Pressure Transducer
		1	J			ER0	DGK		Retaining Gov. Pressure Transducer Retaining
25									O RING, Pressure Switch
	6034 493	1	T			ER0	DGK		Pressure Sensor, .369 I.D.
		1	J			ER0	DGK		Pressure Sensor, .369 I.D.
26									GASKET, Transmission Solenoid
	4617 216	1	T			ER0	DGK		Gov. Pressure Solenoid Body
		1	J			ER0	DGK		Gov. Pressure Solenoid Body
27									BODY, Governor, (NOT SERVICED) (Not Serviced)
28									RETAINER, Transmission Governor Solenoid
	4617 211	1	T			ER0	DGK		Gov. Pressure Solenoid
		1	J			ER0	DGK		Gov. Pressure Solenoid
29									O RING PACKAGE, Valve Body, Transmission
	4723 549	1	J			ER0	DGK		Solenoid, .494 I.D., .873 I.D. ***
		1	T			ER0	DGK		Solenoid, .494 I.D., .873 I.D. ***
30									SOLENOID, Transmission Governor
	4617 210	1	T			ER0	DGK		Trans. Governor Pressure, 2 Prong Connector
		1	J			ER0	DGK		Trans. Governor Pressure, 2 Prong Connector
-31									SCREEN, Transmission Regulator Valve
	3878 313	1	T			ER0	DGK		Regulator Valve
		1	J			ER0	DGK		Regulator Valve
-32									SPRING, Limit Valve
	4348 907	1	T			ER0	DGK		Limit Valve
		1	J			ER0	DGK		Limit Valve

JEEP GRAND CHEROKEE (ZJ)

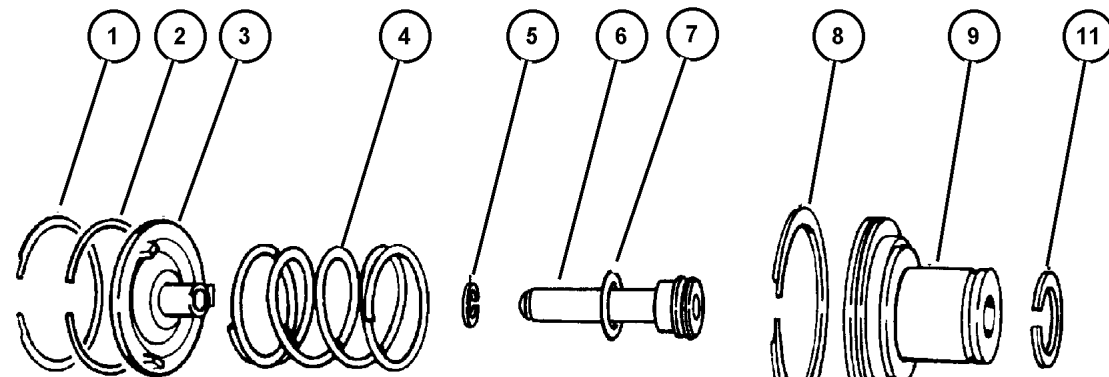
SERIES	LINE	BODY	ENGINE	TRANSMISSION
L = Low Line	J = 4WD T = 2WD	74 = 4 Door	ERH, ER0 = 4.0L Power Tech I-6. ELF, EL0 = 5.2L V8 MPI EML, EM0 = 5.9L V8 MPI	DGW = 4 Speed Auto. 44RE DGK = 4 Speed Auto. 42RE DGT = 4 Speed Auto. 46RE DG0 = All Speed Auto.

AR = Use as required - = Non illustrated part # = New this model year

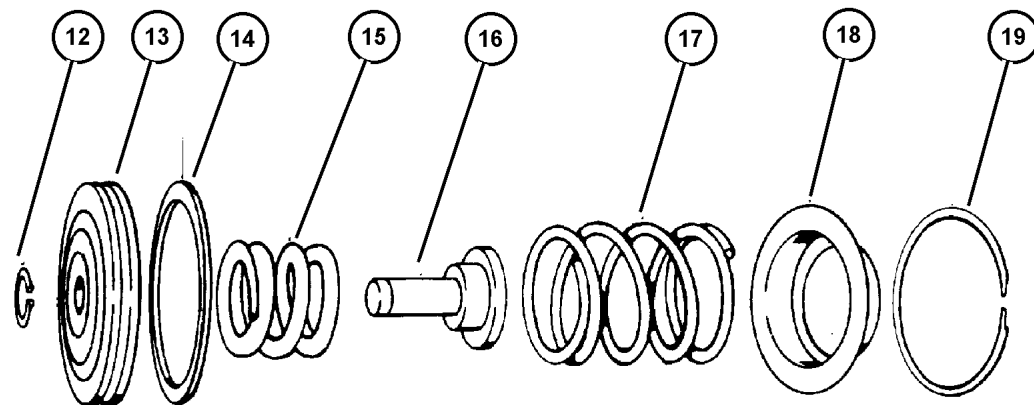
October 20, 2004

Servos, Accumlator Piston And Spring 42RE (DGK)

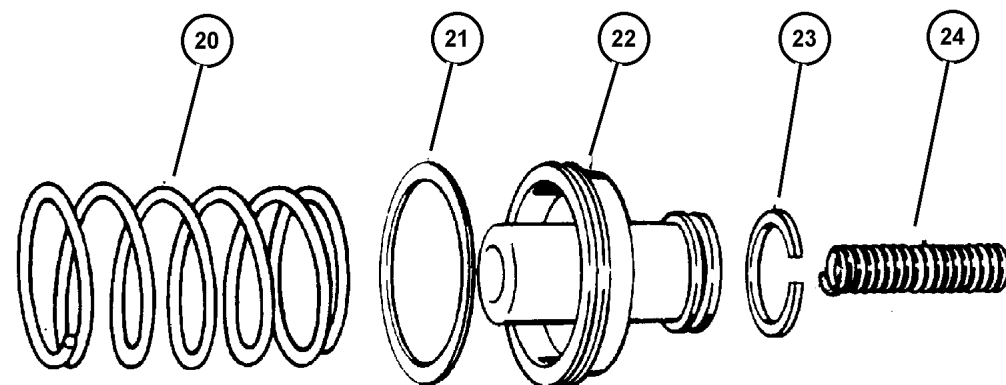
Figure 42RE-720



KICKDOWN SERVO



LOW AND REVERSE SERVO



ACCUMULATOR PISTON AND SPRING

ITEM	PART NUMBER	QTY	LINE	SERIES	BODY	ENGINE	TRANS	TRIM	DESCRIPTION
1	6028 863	1	T			ER0	DGK		SNAP RING, Kickdown, 2.377
		1	J			ER0	DGK		Kickdown Servo Piston Rod Guide
2	4295 966	1	T			ER0	DGK		SEAL, Servo Guide
		1	J			ER0	DGK		Kickdown Servo Piston Rod Guide
3	3410 332	1	T			ER0	DGK		KICKDOWN SERVO PISTON ROD GUIDE, Kickdown Servo
		1	J			ER0	DGK		
4	4531 119	1	T			ER0	DGK		SPRING, Kickdown Servo Piston
		1	J			ER0	DGK		
5	6031 392	1	T			ER0	DGK		SNAP RING, Brake Master Cylinder
		1	J			ER0	DGK		1-1/8" I.D., Inner
6	4058 780	1	T			ER0	DGK		1-1/8" I.D., Inner
		1	J			ER0	DGK		ROD, Kickdown Servo Piston
7	6028 864	1	T			ER0	DGK		O RING, Kick Down Servo
		1	J			ER0	DGK		
8	4295 966	1	T			ER0	DGK		SEAL, Servo Guide
		1	J			ER0	DGK		Piston, 2-3/8" O.D., Large
9	4058 777	1	T			ER0	DGK		Piston, 2-3/8" O.D., Large
		1	J			ER0	DGK		PISTON, Kickdown Servo
-10	6028 864	1	T			ER0	DGK		O RING, Kick Down Servo
		1	J			ER0	DGK		Inner
11	3743 033	1	T			ER0	DGK		SEAL, Kickdown Servo
		1	J			ER0	DGK		1" O.D., Small
12	6027 153	1	T			ER0	DGK		SNAP RING, .435 ID
		1	J			ER0	DGK		Reverse Servo Piston Plug, 7/16" I.D.
13	5211 8744	1	T			ER0	DGK		Reverse Servo Piston Plug, 7/16" I.D.
		1	J			ER0	DGK		PISTON, Reverse Servo
14	4202 864	1	T			ER0	DGK		SEAL, Reverse Servo Piston
15									SPRING, Reverse Servo Piston

JEEP GRAND CHEROKEE (ZJ)

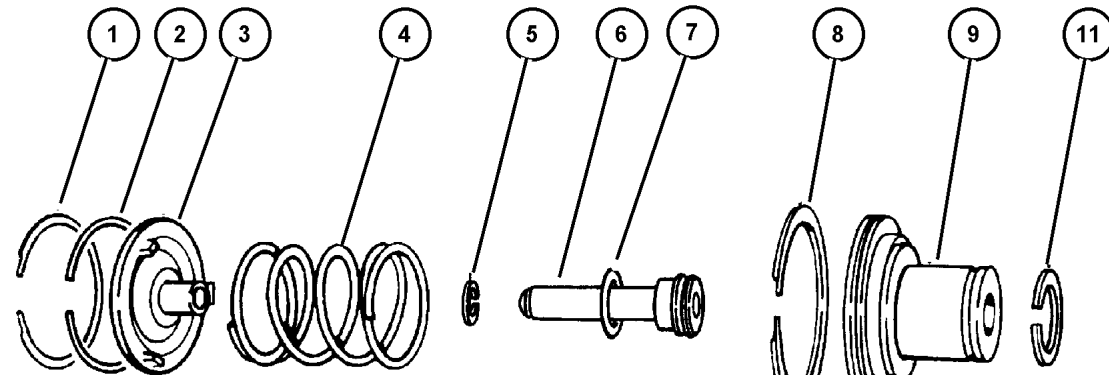
SERIES	LINE	BODY	ENGINE	TRANSMISSION
L = Low Line	J = 4WD T = 2WD	74 = 4 Door	ERH, ER0 = 4.0L Power Tech I-6. ELF, EL0 = 5.2L V8 MPI EML, EM0 = 5.9L V8 MPI	DGW = 4 Speed Auto. 44RE DGK = 4 Speed Auto. 42RE DGT = 4 Speed Auto. 46RE DGO = All Speed Auto.

AR = Use as required - = Non illustrated part # = New this model year

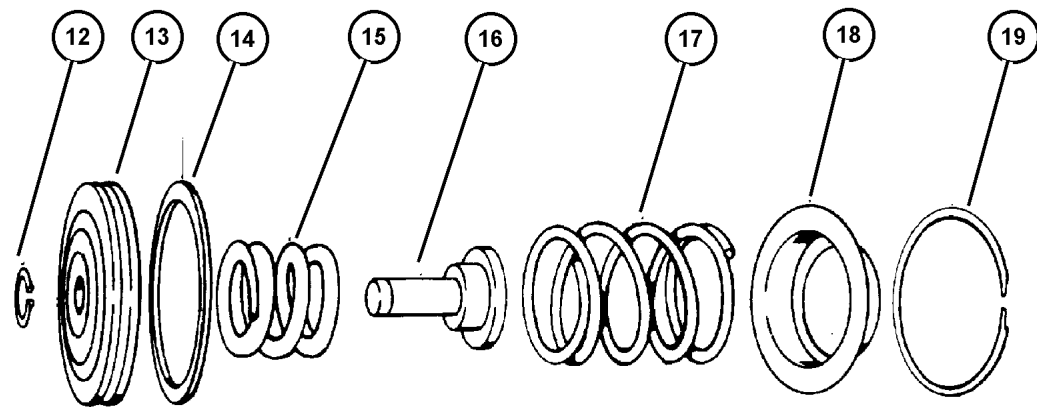
October 20, 2004

Servos, Accumlator Piston And Spring 42RE (DGK)

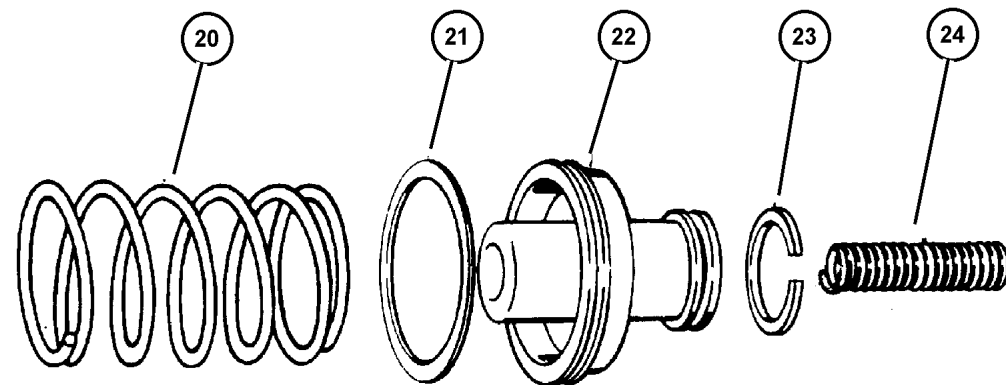
Figure 42RE-720



KICKDOWN SERVO



LOW AND REVERSE SERVO



ACCUMULATOR PISTON AND SPRING

ITEM	PART NUMBER	QTY	LINE	SERIES	BODY	ENGINE	TRANS	TRIM	DESCRIPTION
	4130 824	1	T			ER0	DGK		
16		1	J			ER0	DGK		PLUG, Reverse Servo Piston
	5211 8740	1	T			ER0	DGK		
		1	J			ER0	DGK		
17									SPRING, Reverse Servo Piston
	2801 274	1	T			ER0	DGK		
		1	J			ER0	DGK		
18									RETAINER, Transmission Rear Clutch
	2464 463	1	T			ER0	DGK		Reverse Servo Piston Spring
		1	J			ER0	DGK		Reverse Servo Piston Spring
19									SNAP RING
	2464 464	1	T			ER0	DGK		Reverse Servo Piston Spring Retainer
		1	J			ER0	DGK		Reverse Servo Piston Spring Retainer
20									SPRING, Transmission Accumulator
	4531 259	1	T			ER0	DGK		Lower
		1	J			ER0	DGK		Lower
21									SEAL, Piston Accumulator
	3743 013	1	T			ER0	DGK		Large
		1	J			ER0	DGK		Large
22									PISTON, Accumulator
	3743 650	1	T			ER0	DGK		
		1	J			ER0	DGK		
23									SEAL, Piston Accumulator
	3743 010	1	T			ER0	DGK		Small
		1	J			ER0	DGK		Small
24									SPRING, Accumulator Piston
	4617 529	1	T			ER0	DGK		Upper
		1	J			ER0	DGK		Upper

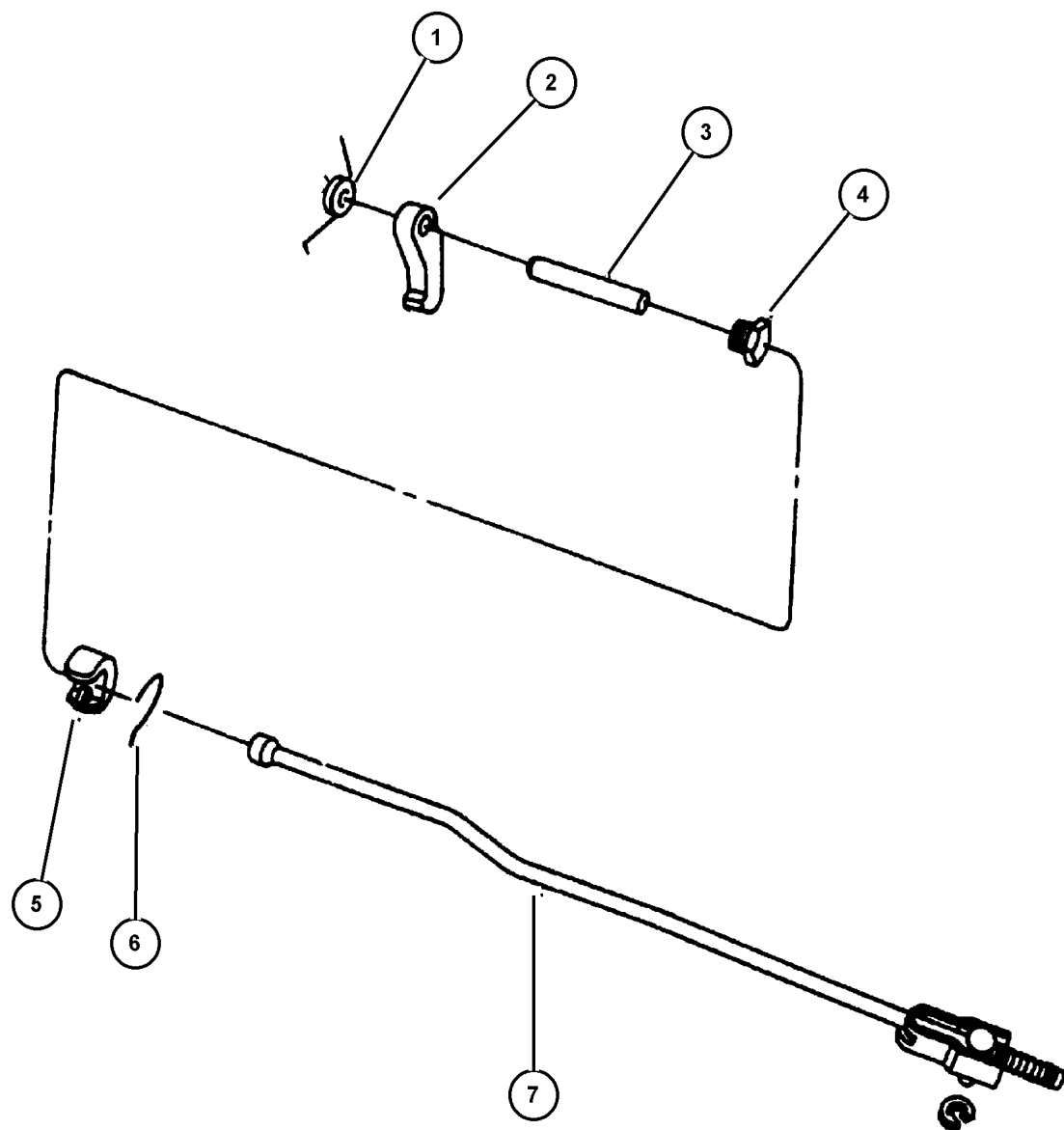
JEEP GRAND CHEROKEE (ZJ)

SERIES	LINE	BODY	ENGINE	TRANSMISSION
L = Low Line	J = 4WD T = 2WD	74 = 4 Door	ERH, ER0 = 4.0L Power Tech I-6. ELF, EL0 = 5.2L V8 MPI EML, EM0 = 5.9L V8 MPI	DGW = 4 Speed Auto. 44RE DGK = 4 Speed Auto. 42RE DGT = 4 Speed Auto. 46RE DG0 = All Speed Auto.

AR = Use as required - = Non illustrated part # = New this model year

October 20, 2004

**Parking Sprag 42RE (DGK)
Figure 42RE-730**



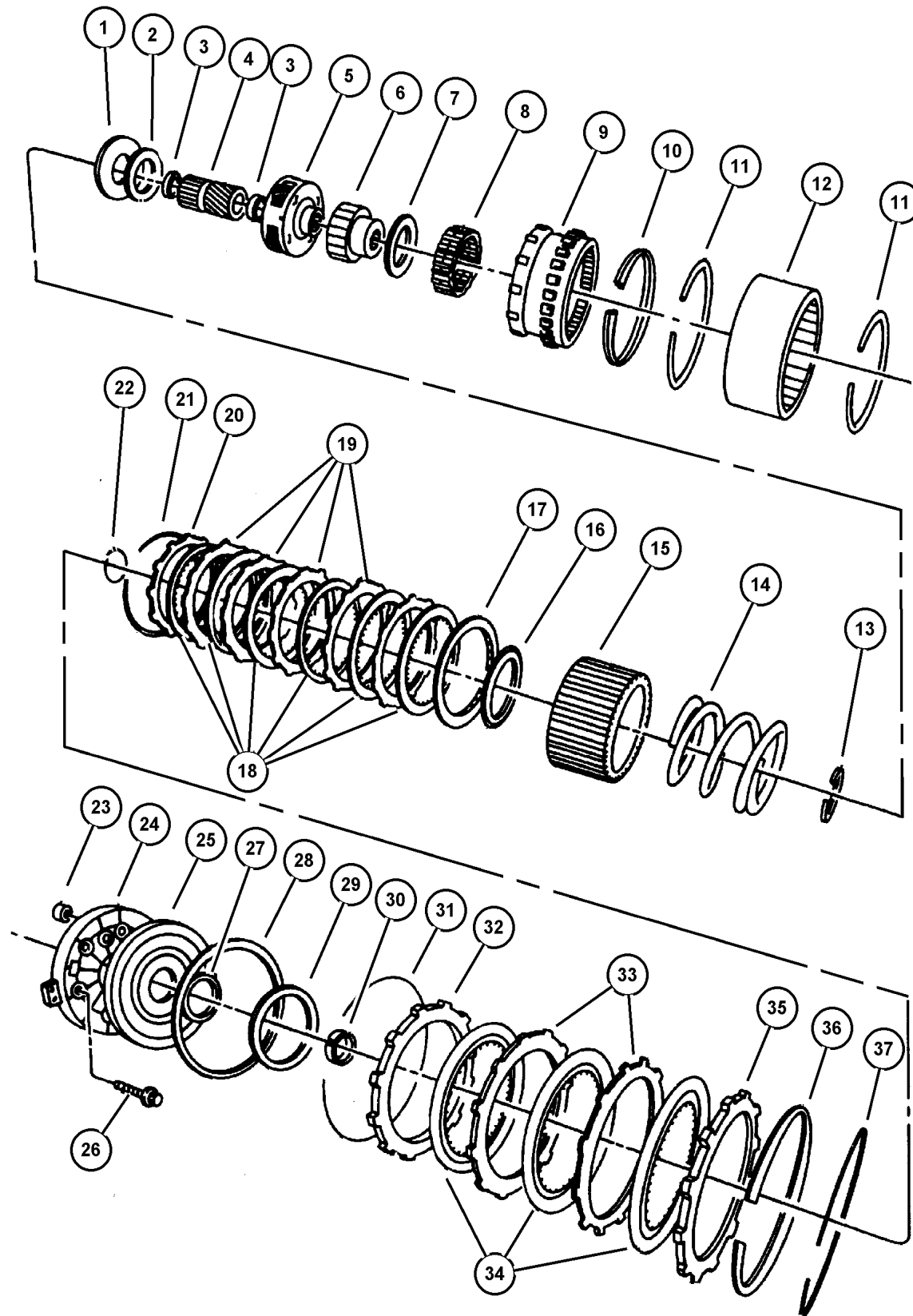
ITEM	PART NUMBER	QTY	LINE	SERIES	BODY	ENGINE	TRANS	TRIM	DESCRIPTION
1									SPRING, Parking Sprag
	2466 909	1	T			ER0	DGK		
		1	J			ER0	DGK		
2									SPRAG, Transmission Parking (5/8" Thick)
	4471 415	1	T			ER0	DGK		
		1	J			ER0	DGK		(5/8" Thick)
3									SHAFT, Parking Sprag
	2466 892	1	T			ER0	DGK		
		1	J			ER0	DGK		
4									PLUG, Parking Sprag
	2538 042	1	T			ER0	DGK		
		1	J			ER0	DGK		
5									SNAP RING, Transmission
	2538 034	1	T			ER0	DGK		Reaction Plug
		1	J			ER0	DGK		Reaction Plug
6									ROD, Parking Sprag
	4431 748	1	T			ER0	DGK		
		1	J			ER0	DGK		
7									SNAP RING, Rod
	6035 256	1	T			ER0	DGK		
		1	J			ER0	DGK		

JEEP GRAND CHEROKEE (ZJ)

SERIES	LINE	BODY	ENGINE	TRANSMISSION
L = Low Line	J = 4WD T = 2WD	74 = 4 Door	ERH, ER0 = 4.0L Power Tech I-6. ELF, EL0 = 5.2L V8 MPI EML, EM0 = 5.9L V8 MPI	DGW = 4 Speed Auto. 44RE DGK = 4 Speed Auto. 42RE DGT = 4 Speed Auto. 46RE DG0 = All Speed Auto.

AR = Use as required - = Non illustrated part # = New this model year

**Clutch, Overdrive With Gear Train 42RE (DGK)
Figure 42RE-1010**



ITEM	PART NUMBER	QTY	LINE	SERIES	BODY	ENGINE	TRANS	TRIM	DESCRIPTION
1									PLATE PACKAGE, Transmission Module
	4740 774	2	T			ER0			
		2	J			ER0	DGK		
2									BEARING, Overdrive, Thrust (Serviced in 4740774 Plate Pkg.), (NOT SERVICED) (Not Serviced)
3									BUSHING, (NOT SERVICED) (Not Serviced)
4	4778 742	1	T			ER0	DGK		GEAR, Overdrive Sun
		1	J			ER0	DGK		
5	4798 520	1	T			ER0	DGK		CARRIER, O/Drive Planet Pinion (4 Pinion)
		1	J			ER0	DGK		(4 Pinion)
6	4461 124	1	T			ER0	DGK		RACE, Overrunning Clutch
		1	J			ER0	DGK		
7	4461 014	1	T			ER0	DGK		THRUST BEARING, Ovedrive Third Position O/Drive Race, Thrust
		1	J			ER0	DGK		O/Drive Race, Thrust
8	4461 015	1	T			ER0	DGK		CLUTCH, Overdrive Overrunning w/Rollers and Springs
		1	J			ER0	DGK		w/Rollers and Springs
9	4761 010	1	T			ER0	DGK		GEAR, Overdrive Annulus
		1	J			ER0	DGK		
10	4461 059	1	T			ER0	DGK		SNAP RING, 5.25 OD O/Drive Annulus Gear, 5-1/4" O.D.
		1	J			ER0	DGK		O/Drive Annulus Gear, 5-1/4" O.D.
11	4461 060	2	T			ER0			SNAP RING, 6.00 OD Direct Clutch Drun to Annulus, 6" O.D.
		2	J			ER0	DGK		Direct Clutch to Annulus 6" O.D.
12	4461 040	1	T			ER0	DGK		DRUM, Automatic Transmission Direct Clutch
		1	J			ER0	DGK		Direct Clutch
13	4461 063	1	T			ER0	DGK		SNAP RING, 2.1875 OD Direct Clutch Spring Plate, 2-3/16" O.D.
		1	J			ER0	DGK		Direct Clutch Spring Plate, 2-3/16" O.D.

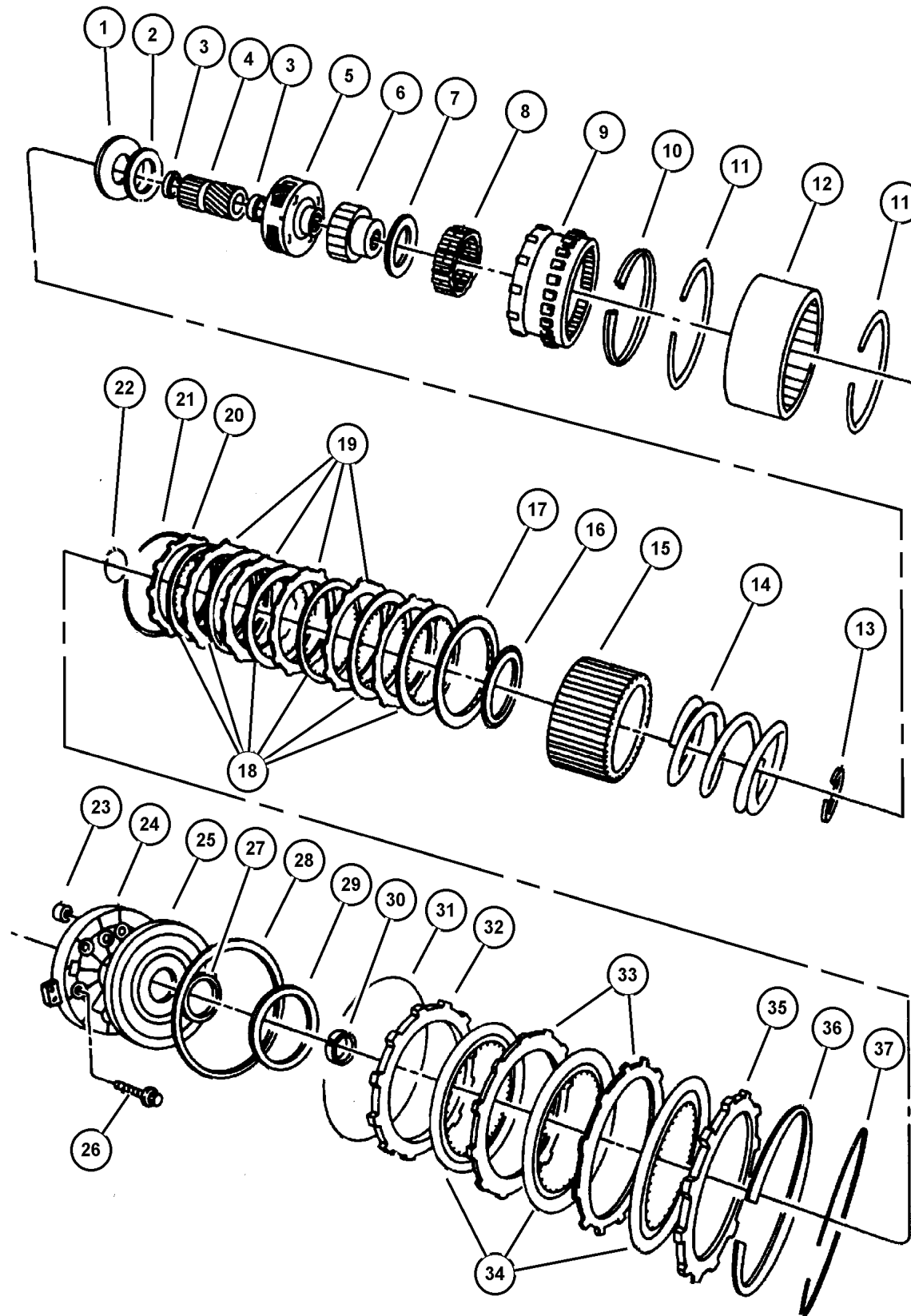
JEEP GRAND CHEROKEE (ZJ)

SERIES	LINE	BODY	ENGINE	TRANSMISSION
L = Low Line	J = 4WD T = 2WD	74 = 4 Door	ERH, ER0 = 4.0L Power Tech I-6. ELF, EL0 = 5.2L V8 MPI EML, EM0 = 5.9L V8 MPI	DGW = 4 Speed Auto. 44RE DGK = 4 Speed Auto. 42RE DGT = 4 Speed Auto. 46RE DGO = All Speed Auto.

AR = Use as required - = Non illustrated part # = New this model year

October 20, 2004

**Clutch, Overdrive With Gear Train 42RE (DGK)
Figure 42RE-1010**



ITEM	PART NUMBER	QTY	LINE	SERIES	BODY	ENGINE	TRANS	TRIM	DESCRIPTION
14									SPRING, Direct Clutch
	4461 027	1	T			ER0	DGK		Direct Clutch Coil
		1	J			ER0	DGK		Direct Clutch Coil
15									HUB, Direct Clutch
	4461 072	1	T			ER0	DGK		Direct Clutch Spring Sliding
		1	J			ER0	DGK		Direct Clutch Spring Sliding
16									THRUST BEARING, Overdrive
	4446 724	1	T			ER0	DGK		O/Drive Clutch Piston, Thrust
		1	J			ER0	DGK		O/Drive Clutch Piston, Thrust
17									PLATE, Transmission Clutch
	4461 030	1	T			ER0	DGK		Reaction
		1	J			ER0	DGK		Direct Clutch Pressure
									Direct Clutch Pressure
18									DISC, Direct Clutch
	4461 042	6	J			ER0	DGK		
		6	T			ER0	DGK		
19									PLATE, Transmission Clutch
	4461 054	5	T			ER0	DGK		Reaction
		5	J			ER0	DGK		Direct Clutch
									Direct Clutch
20									PLATE, Transmission Clutch
	4461 031	1	T			ER0	DGK		Reaction
		1	J			ER0	DGK		Direct Clutch Reaction
									Direct Clutch Reaction
21									SPRING, Direct Clutch
	4461 032	1	T			ER0	DGK		Wave
		1	J			ER0	DGK		Wave
22									SNAP RING, 1.875" OD
	4461 064	1	T			ER0	DGK		Direct Clutch Spring Sliding Hub, Round 1-7/8" O.D.
		1	J			ER0	DGK		Direct Clutch Spring Sliding Hub, Round 1-7/8" O.D.
23									FILTER, Overdrive Clutch
	4412 583	1	T			ER0	DGK		Piston Retainer
		1	J			ER0	DGK		Piston Retainer
24									RETAINER, Transmission Overdrive
	4617 246	1	T			ER0	DGK		Clutch Piston
		1	J			ER0	DGK		O/Drive Clutch Piston
									O/Drive Clutch Piston
25									PISTON, Overdrive Clutch
	5211 8599	1	T			ER0	DGK		
		1	J			ER0	DGK		
26									BOLT, Hex Head, .25-28x1-5/8

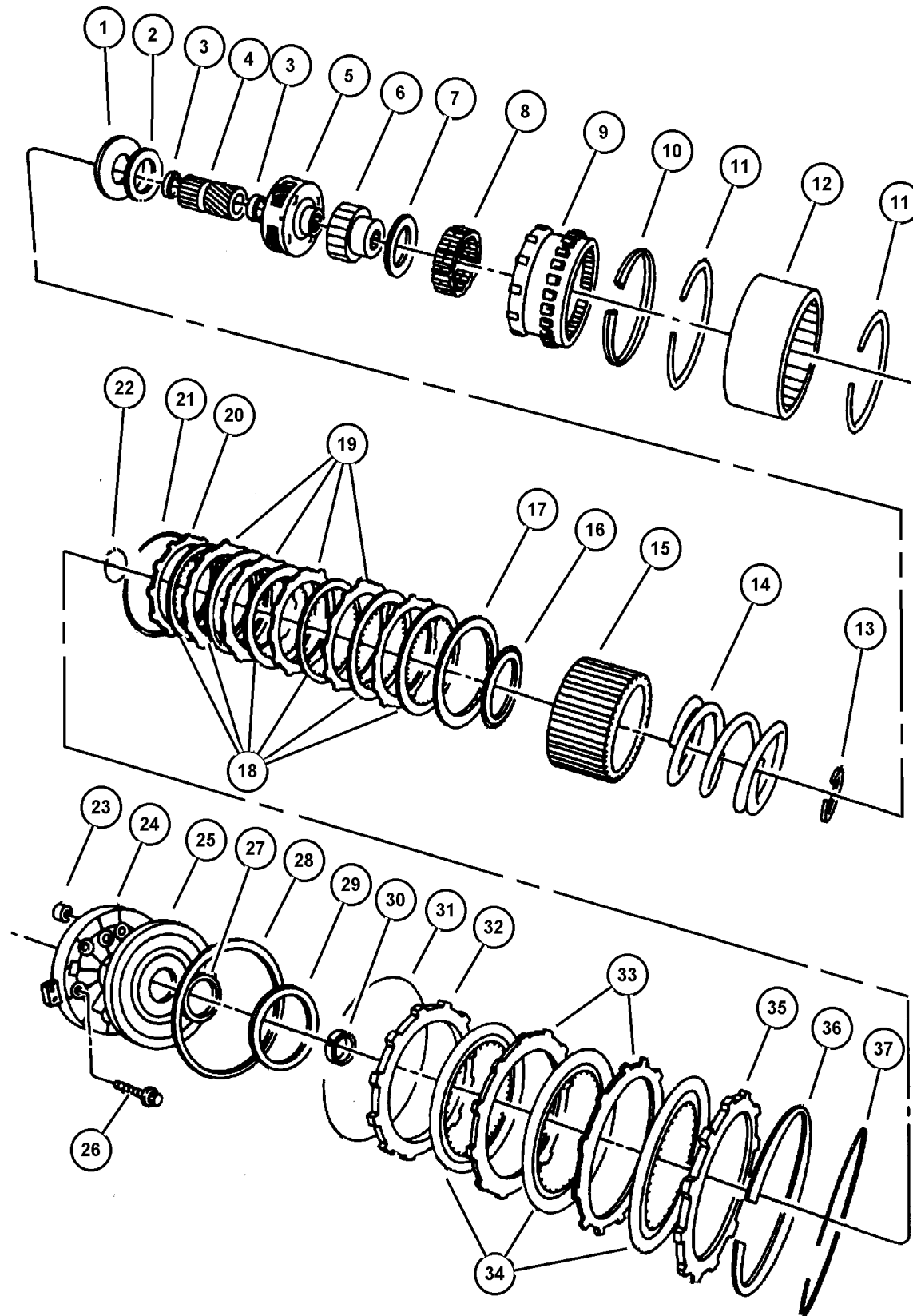
JEEP GRAND CHEROKEE (ZJ)

SERIES	LINE	BODY	ENGINE	TRANSMISSION
L = Low Line	J = 4WD T = 2WD	74 = 4 Door	ERH, ER0 = 4.0L Power Tech I-6. ELF, EL0 = 5.2L V8 MPI EML, EM0 = 5.9L V8 MPI	DGW = 4 Speed Auto. 44RE DGK = 4 Speed Auto. 42RE DGT = 4 Speed Auto. 46RE DGO = All Speed Auto.

AR = Use as required - = Non illustrated part # = New this model year

October 20, 2004

**Clutch, Overdrive With Gear Train 42RE (DGK)
Figure 42RE-1010**



ITEM	PART NUMBER	QTY	LINE	SERIES	BODY	ENGINE	TRANS	TRIM	DESCRIPTION
	6033 479	6	T			ER0	DGK		Retainer to Case
		6	J			ER0	DGK		Retainer to Case
27	4431 697	1	T			ER0	DGK		SEAL, Overdrive Clutch Piston Inner
		1	J			ER0	DGK		Inner
28	4431 696	1	T			ER0	DGK		SEAL, Overdrive Clutch Piston Outer
		1	J			ER0	DGK		Outer
29									PLATE, Transmission O/Drive Clutch
	4431 585	1	J			ER0	DGK		.123'-.125' Thick
		1	T			ER0	DGK		.123'-.125' Thick
	4431 586	1	J			ER0	DGK		.153'-.170' Thick
		1	T			ER0	DGK		.153'-.170' Thick
	4431 587	1	J			ER0	DGK		.183'-.185' Thick
		1	T			ER0	DGK		.183'-.185' Thick
	4431 588	1	J			ER0	DGK		.213'-.215' Thick
		1	T			ER0	DGK		.213'-.215' Thick
	4431 590	1	J			ER0	DGK		.243'-.245' Thick
		1	T			ER0	DGK		.243'-.245' Thick
	4431 731	1	J			ER0	DGK		.138'-.140' Thick
		1	T			ER0	DGK		.138'-.140' Thick
	4431 732	1	J			ER0	DGK		.168'-.170' Thick
		1	T			ER0	DGK		.168'-.170' Thick
	4431 733	1	J			ER0	DGK		.198'-.200' Thick
		1	T			ER0	DGK		.198'-.200' Thick
	4431 734	1	J			ER0	DGK		.228'-.230' Thick
		1	T			ER0	DGK		.228'-.230' Thick
	4431 735	1	J			ER0	DGK		
		1	T			ER0	DGK		
30									SPACER, Intermediate Shaft, 1.58mm
	4431 916	1	T			ER0	DGK		
		1	J			ER0	DGK		
31									SNAP RING, Overdrive Clutch O/Drive Clutch Pressure Plate, Round 7" O.D.
	4461 082	1	T			ER0	DGK		
		1	J			ER0	DGK		O/Drive Clutch Pressure Plate, Round 7" O.D.
32									PLATE, Transmission Clutch Reaction
	4461 048	1	T			ER0	DGK		O/Drive Clutch Pressure
		1	J			ER0	DGK		O/Drive Clutch Pressure

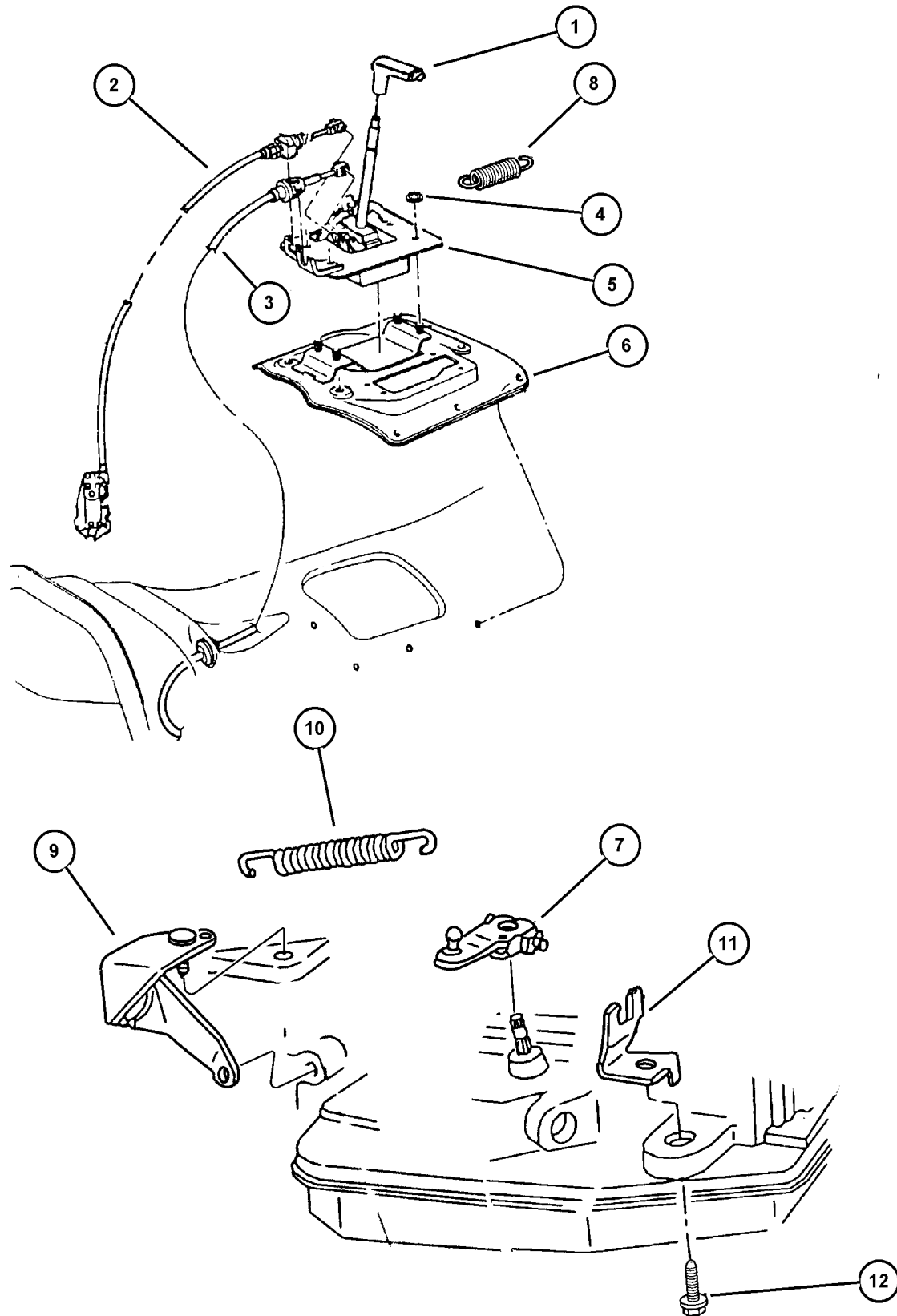
JEEP GRAND CHEROKEE (ZJ)

SERIES	LINE	BODY	ENGINE	TRANSMISSION
L = Low Line	J = 4WD T = 2WD	74 = 4 Door	ERH, ER0 = 4.0L Power Tech I-6. ELF, EL0 = 5.2L V8 MPI EML, EM0 = 5.9L V8 MPI	DGW = 4 Speed Auto. 44RE DGK = 4 Speed Auto. 42RE DGT = 4 Speed Auto. 46RE DG0 = All Speed Auto.

AR = Use as required - = Non illustrated part # = New this model year

October 20, 2004

**Controls, Gearshift 42RE (DGK)
Figure 42RE-1210**



ITEM	PART NUMBER	QTY	LINE	SERIES	BODY	ENGINE	TRANS	TRIM	DESCRIPTION
1	5300 7750	1				EL0, ER0	DG0		HANDLE, Gearshift
2	5207 8961	1					DG0		CABLE, Park Interlock
3	5210 4095	1					DG0		CABLE, Gearshift Control
4	6101 695	4							NUT, Hex Flange Lock, M8x1.25
5	5210 4067	1				EL0, ER0	DG0		HOUSING AND LEVER, Shifter
6	5529 5731	1	T				DG0		COVER, Gearshift
	5529 5725	1	J				DG0		
7	5207 8723	1					DG0		LEVER, Throttle Valve
8	5300 3350	1				EL0, ER0	DG0		SPRING, Pawl Return
9	5207 8255	1				EL0, ER0	DG0		BRACKET, Shift Cable
10	5300 9055	1					DG0		SPRING, Throttle Valve Return
11	5207 8867	1					DG0		BRACKET, Cable
12	0181 112	1					DG0		SCREW AND WASHER, .375-16x1.00

JEEP GRAND CHEROKEE (ZJ)

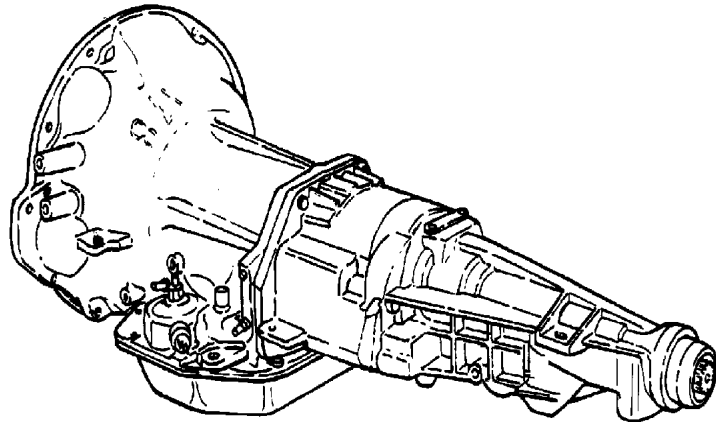
SERIES	LINE	BODY	ENGINE	TRANSMISSION
L = Low Line	J = 4WD T = 2WD	74 = 4 Door	ERH, ER0 = 4.0L Power Tech I-6. ELF, EL0 = 5.2L V8 MPI EML, EM0 = 5.9L V8 MPI	DGW = 4 Speed Auto. 44RE DGK = 4 Speed Auto. 42RE DGT = 4 Speed Auto. 46RE DG0 = All Speed Auto.

AR = Use as required - = Non illustrated part # = New this model year

October 20, 2004

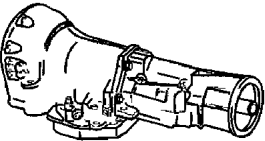
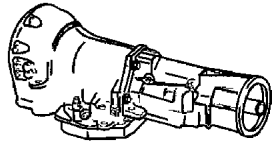


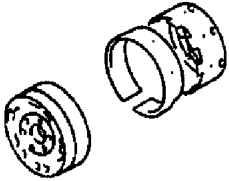

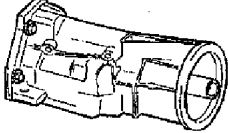
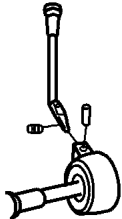
Group - 44RE

Automatic Transmission 4 Speed




GROUP 44RE - Automatic Transmission 4 Speed

Illustration Title	Group-Fig. No.
Transmission Assembly	
Transmission	Fig. 44RE-110
Case and Extension	
Case and Related Parts 44RE (DGW)	Fig. 44RE-210
Adapter 44RE (DGW)	Fig. 44RE-220
Oil Pump	
Pump, Oil With Reaction Shaft 44RE (DGW)	Fig. 44RE-310
Gear Train	
Clutch, Front And Rear 44RE (DGW)	Fig. 44RE-410
Gear Train 44RE (DGW)	Fig. 44RE-420
Output Shaft 44RE (DGW)	Fig. 44RE-430
Bands, Reverse and Kickdown	
Bands 44RE (DGW)	Fig. 44RE-510
Valve Body	
Valve Body 44RE (DGW)	Fig. 44RE-710
Servos 44RE (DGW)	Fig. 44RE-720
Parking Sprag 44RE (DGW)	Fig. 44RE-730
Overdrive Gear Train	
Clutch 44RE (DGW)	Fig. 44RE-1010
Gearshift Controls	
Controls 44RE (DGW)	Fig. 44RE-1210

44RE-100 Transmission Assembly 	44RE-200 Case and Extension 	44RE-300 Oil Pump 	44RE-400 Gear Train 
44RE-500 Bands, Reverse and Kickdown 	44RE-700 Valve Body 	44RE-1000 Overdrive Gear Train 	44RE-1200 Gearshift Controls 

Transmission
Figure 44RE-110

ITEM	PART NUMBER	QTY	LINE	SERIES	BODY	ENGINE	TRANS	TRIM	DESCRIPTION
1									TRANSMISSION PACKAGE
	5003 190AA	1	J			EL0	DGW		52119522 (Package Contains 52119522 Transmission, K4736599 Converter, K1949765 Screw)
	5003 190AC	1	J			EL0	DGW		52119522AC (Package Contains 52119522AC Transmission, K4736599 Converter, K1949765 Screw)
	5003 191AA	1	T			EL0	DGW		52119802AA(Package Contains 52119802AA Transmission, K4736599 Converter, K1949765 Screws.
-2									OVERDRIVE
	5211 8155	1	J			EL0	DGW		52119522
		1	J			EL0	DGW		52119522AC
	5211 8151	1	T			EL0	DGW		52119802AA

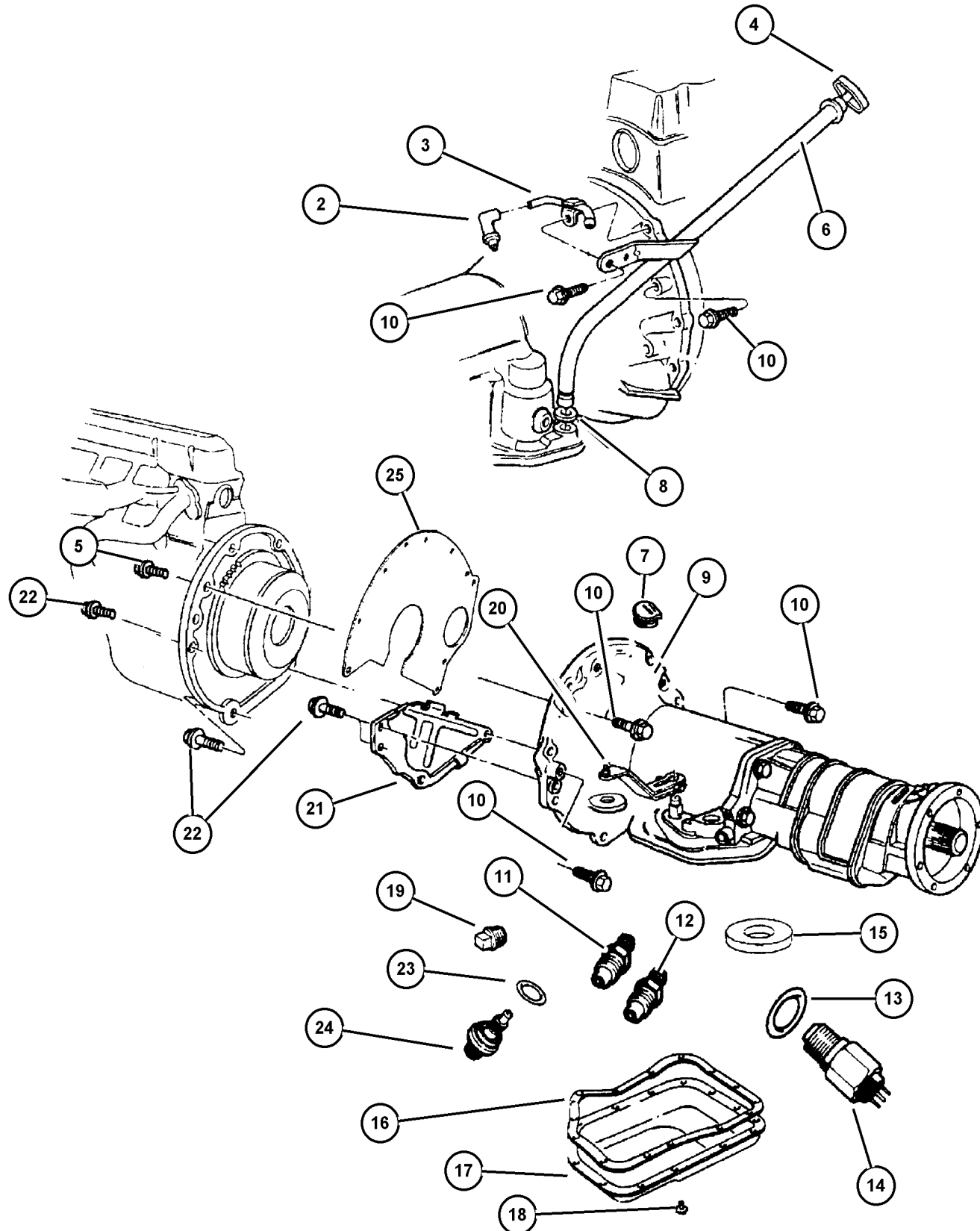


JEEP GRAND CHEROKEE (ZJ)				
SERIES	LINE	BODY	ENGINE	TRANSMISSION
L = Low Line	J = 4WD T = 2WD	74 = 4 Door	ERH, ER0 = 4.0L Power Tech I-6. ELF, EL0 = 5.2L V8 MPI EML, EM0 = 5.9L V8 MPI	DGW = 4 Speed Auto. 44RE DGK = 4 Speed Auto. 42RE DGT = 4 Speed Auto. 46RE DG0 = All Speed Auto.

AR = Use as required - = Non illustrated part # = New this model year

October 20, 2004

Case and Related Parts 44RE (DGW)
Figure 44RE-210



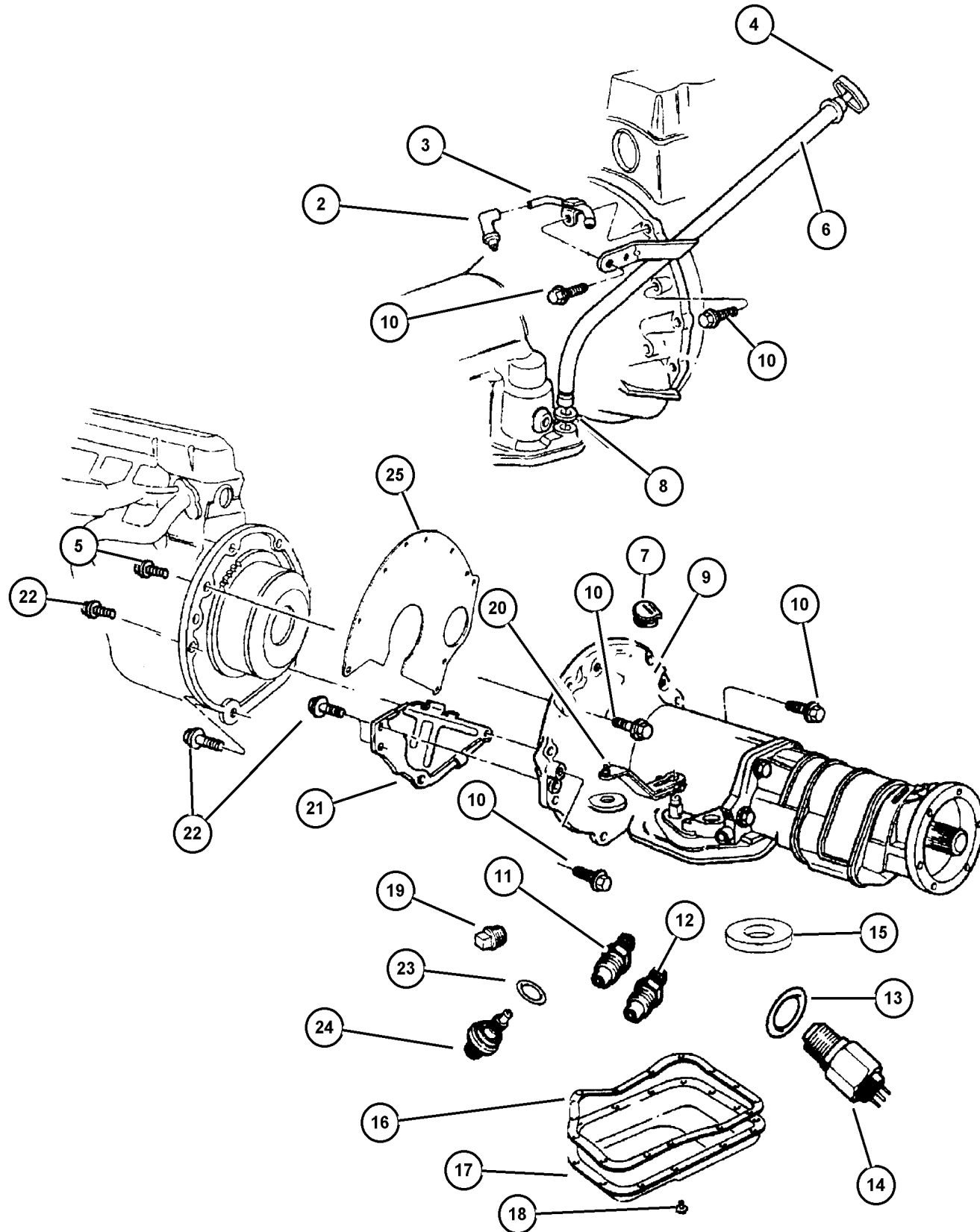
ITEM	PART NUMBER	QTY	LINE	SERIES	BODY	ENGINE	TRANS	TRIM	DESCRIPTION
-1									SEAL AND GASKET PACKAGE, Transmission
	4863 907AC	1	J			EL0	DGW		52119522
		1	J			EL0	DGW		52119522AC
	4863 907	1	T			EL0	DGW		
2	5209 7701	1	J						FILTER, Transfer Case Oil
3	5300 4828	1	J						TUBE, Transfer Case Vent
4	5211 8641	1					DG0		INDICATOR, Transmission Fluid Level
5	6024 473	2				EL0, EM0	DG0		SCREW AND WASHER, Hex Head, .437-14x2.00
6	5211 8626	1				EL0	DG0		TUBE, Oil Filler
7	5211 7709	1				EL0, EM0			GROMMET, Timing Probe
8	5211 8629	1					DG0		SEAL, Oil Filler Tube
9									CASE, Transmission
	5211 8482	1	J			EL0	DGW		52119522
		1	J			EL0	DGW		52119522AC
		1	T			EL0	DGW		
10	6022 266	4				EL0, EM0	DG0		SCREW, Hex Head, .375-16x1.5
11									CONNECTOR, Oil Cooler Tube, .375 Tube x .25 Thread
	5202 8471	1	J			EL0	DGW		52119522
		1	J			EL0	DGW		52119522 AC
		1	T			EL0	DGW		
12									NUT, Inverted Flare, .62-18
	6033 879	1	J			EL0	DGW		52119522
		1	J			EL0	DGW		52119522AC
		1	T			EL0	DGW		
13	2408 143	1					DG0		WASHER, Switch
14									SWITCH, Neutral, Safety, Back Up
	5602 8181	1	J			EL0	DGW		52119522
		1	J			EL0	DGW		52119522 AC
		1	T			EL0	DGW		
15									MAGNET, Transmission
	3681 601	1	J			EL0	DGW		52119522
		1	J			EL0	DGW		52119522 AC
		1	T			EL0	DGW		
16									GASKET, Oil Pan
	4295 875	1	J			EL0	DGW		52119522
		1	J			EL0	DGW		52119522 AC

JEEP GRAND CHEROKEE (ZJ)
SERIES LINE BODY ENGINE TRANSMISSION
L = Low Line J = 4WD 74 = 4 Door ERH, ER0 = 4.0L Power Tech I-6. DGW = 4 Speed Auto. 44RE
T = 2WD ELF, EL0 = 5.2L V8 MPI DGT = 4 Speed Auto. 42RE
EML, EM0 = 5.9L V8 MPI DGT = 4 Speed Auto. 46RE
DG0 = All Speed Auto.

AR = Use as required - = Non illustrated part # = New this model year

October 20, 2004

Case and Related Parts 44RE (DGW)
Figure 44RE-210



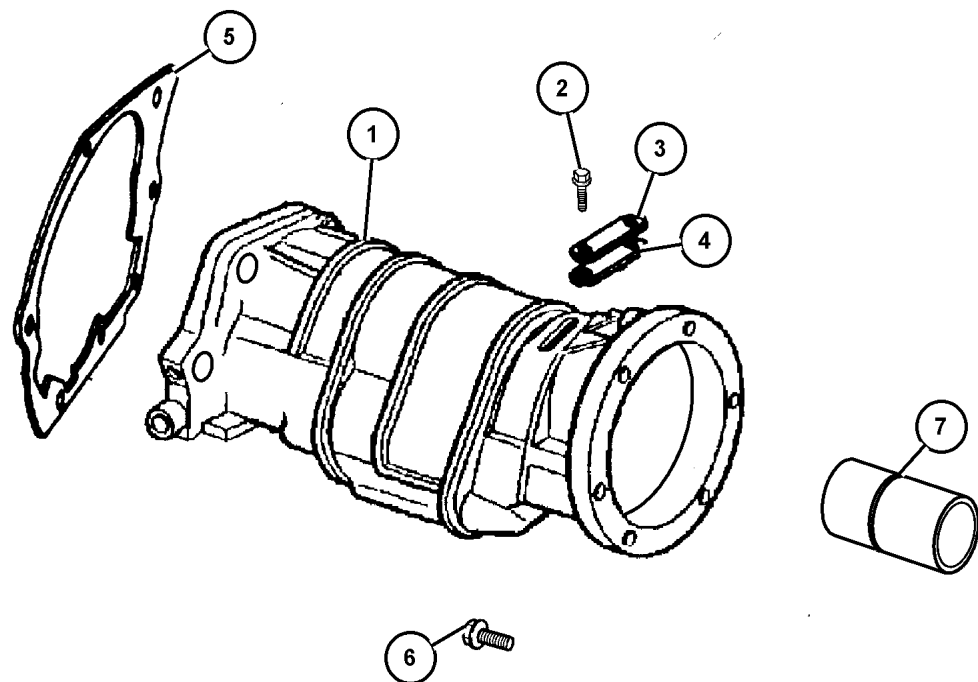
ITEM	PART NUMBER	QTY	LINE	SERIES	BODY	ENGINE	TRANS	TRIM	DESCRIPTION
		1	T			EL0	DGW		
17						EL0	DGW		PAN, Transmission Oil
	5211 8779	1	J			EL0	DGW		52119522
	52118 779AB	1	J			EL0	DGW		52119522 AC
	5211 8779	1	T			EL0	DGW		
18						EL0	DGW		SCREW AND WASHER, Hex Head, .312-18x.625
	4723 548	12	J			EL0	DGW		52119522
	6023 355	12	J			EL0	DGW		52119522AC
	4723 548	12	T			EL0	DGW		
19						EL0	DGW		PLUG, Pressure Check
	6028 095	1	J			EL0	DGW		52119522 , 1/8-27 Pipe
		1	J			EL0	DGW		52119522AC
		1	T			EL0	DGW		
20	52079 168AB	1					DG0		LEVER, Manual Control
21	5211 7556	1				EL0, EM0	DG0		COVER, Transmission Dust
22	6023 092	4				EL0, EM0	DG0		SCREW AND WASHER, Hex Head, .25-20x.50
23						EL0	DGW		O RING, Trans Speed Sensor
	6501 701	1	J			EL0	DGW		52119522
		1	J			EL0	DGW		52119522 AC
	6501 658AB	1	T			EL0	DGW		
24						EL0	DGW		SENSOR, Transmission Output Speed
	4412 879	1	J			EL0	DGW		52119522
		1	J			EL0	DGW		52119522 AC
		1	T			EL0	DGW		
25	J323 7847	1				ER0	DG0		SPACER, Clutch Housing

JEEP GRAND CHEROKEE (ZJ)
SERIES LINE BODY ENGINE TRANSMISSION
L = Low Line J = 4WD 74 = 4 Door ERH, ER0 = 4.0L Power Tech I-6. DGW = 4 Speed Auto. 44RE
ELF, EL0 = 5.2L V8 MPI DGK = 4 Speed Auto. 42RE
EML, EM0 = 5.9L V8 MPI DGT = 4 Speed Auto. 46RE
DG0 = All Speed Auto.

AR = Use as required - = Non illustrated part # = New this model year

October 20, 2004

Adapter 44RE (DGW)
Figure 44RE-220



ITEM	PART NUMBER	QTY	LINE	SERIES	BODY	ENGINE	TRANS	TRIM	DESCRIPTION
1									ADAPTER, Transfer Case
	4797 342	1	J			EL0	DGW		52119522
		1	J			EL0	DGW		52119522 AC
2									SCREW, 1/4-20 x 5/8", (NOT SERVICED) (Not Serviced)
3									COVER, Transmission Converter
	2466 957	1	J			EL0	DGW		52119522
		1	J			EL0	DGW		52119522 AC
		1	T			EL0	DGW		
4									GASKET, Transmission
	2801 398	1	J			EL0	DGW		52119522
		1	J			EL0	DGW		52119522 AC
		1	T			EL0	DGW		
5									GASKET, Overdrive Piston Retainer
	4471 564	1	J			EL0	DGW		52119522
		1	J			EL0	DGW		52119522 AC
		1	T			EL0	DGW		
6									SCREW, Hex Flange Head, .375-16x1.44
	6033 745	7	J			EL0	DGW		
		7	T			EL0	DGW		
7	4269 956	1	J			EL0	DGW		SEAL, Adapter, 52119522
-8	4461 184	1	T			EL0	DGW		CASE, Transmission Rear

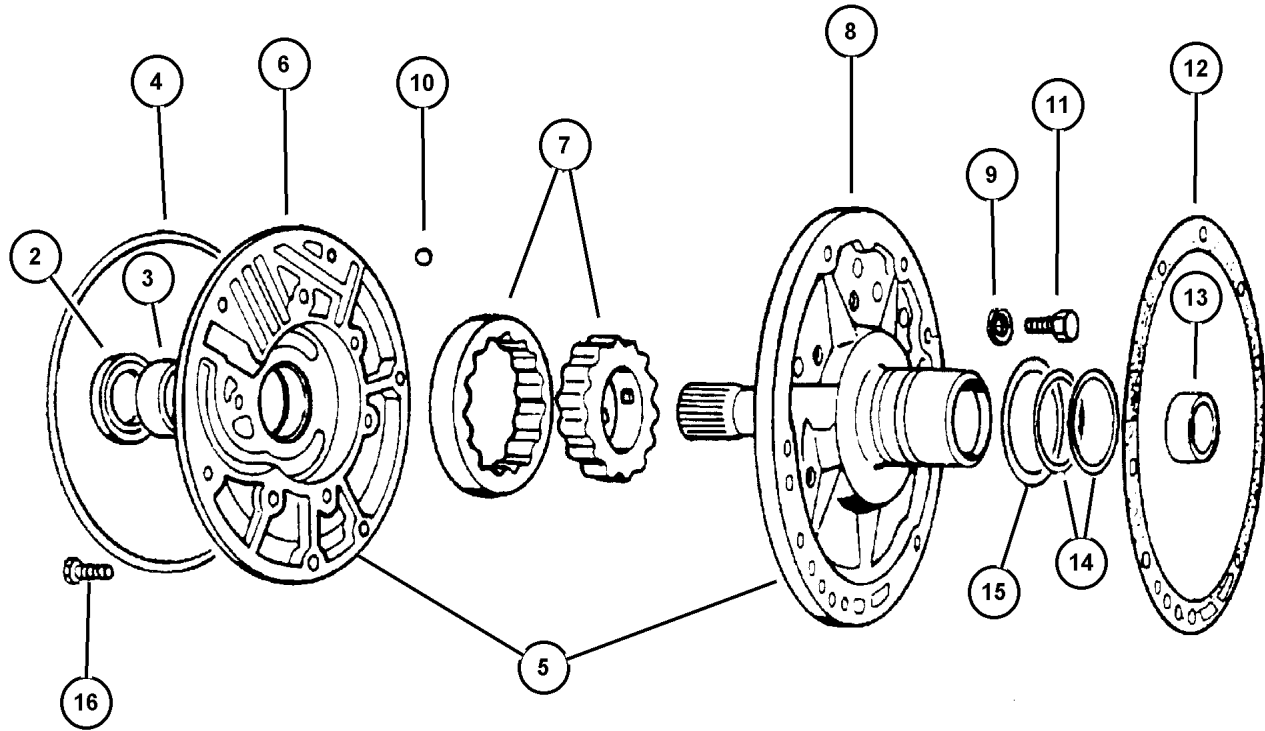
JEEP GRAND CHEROKEE (ZJ)

SERIES	LINE	BODY	ENGINE	TRANSMISSION
L = Low Line	J = 4WD T = 2WD	74 = 4 Door	ERH, ER0 = 4.0L Power Tech I-6. ELF, EL0 = 5.2L V8 MPI EML, EM0 = 5.9L V8 MPI	DGW = 4 Speed Auto. 44RE DGK = 4 Speed Auto. 42RE DGT = 4 Speed Auto. 46RE DG0 = All Speed Auto.

AR = Use as required - = Non illustrated part # = New this model year

October 20, 2004

**Pump, Oil With Reaction Shaft 44RE (DGW)
Figure 44RE-310**



ITEM	PART NUMBER	QTY	LINE	SERIES	BODY	ENGINE	TRANS	TRIM	DESCRIPTION
-1									GASKET AND SEAL PACKAGE, Transmission Oil Pump
	4713 108	1	J			EL0	DGW		52119522
	4713 108AB	1	J			EL0	DGW		52119522AC
2									SEAL, Impeller Hub, 57.25mm OD
	4412 475	1	J			EL0	DGW		52119522
		1	J			EL0	DGW		52119522AC
		1	T			EL0	DGW		
3									BUSHING, Front Pump
	2466 796	1	J			EL0	DGW		52119522
	1853 595	1	J			EL0	DGW		52119522AC
	2466 796	1	T			EL0	DGW		
4									SEAL, Front Pump Housing
	2204 709	1	J			EL0	DGW		52119522
		1	J			EL0	DGW		52119522AC
		1	T			EL0	DGW		
5									PUMP, Transmission Oil
	4778 552	1	J			EL0	DGW		52119522
		1	J			EL0	DGW		52119522AC
		1	T			EL0	DGW		
6									HOUSING, Pump, (NOT SERVICED) (Not Serviced)
7									ROTOR SET, Oil Pump, (NOT SERVICED) (Not Serviced)
8									SHAFT, Oil Pump, (NOT SERVICED) (Not Serviced)
9									WASHER, Lock, (NOT SERVICED) (Not Serviced)
10									BALL, Valve Body Check
	0104 918	1	J			EL0	DGW		52119522
	0147 485	1	J			EL0	DGW		52119522AC
	0104 918	1	T			EL0	DGW		
11									SCREW, Hex Head, .312-18x.687
	0179 815	6	J			EL0	DGW		52119522
		6	J			EL0	DGW		52119522AC
		6	T			EL0	DGW		
12									GASKET, Transmission Oil Pump
	5211 8266	1	J			EL0	DGW		52119522
		1	J			EL0	DGW		52119522AC
		1	T			EL0	DGW		
13									BUSHING, Reaction Shaft
	4058 635	1	J			EL0	DGW		52119522

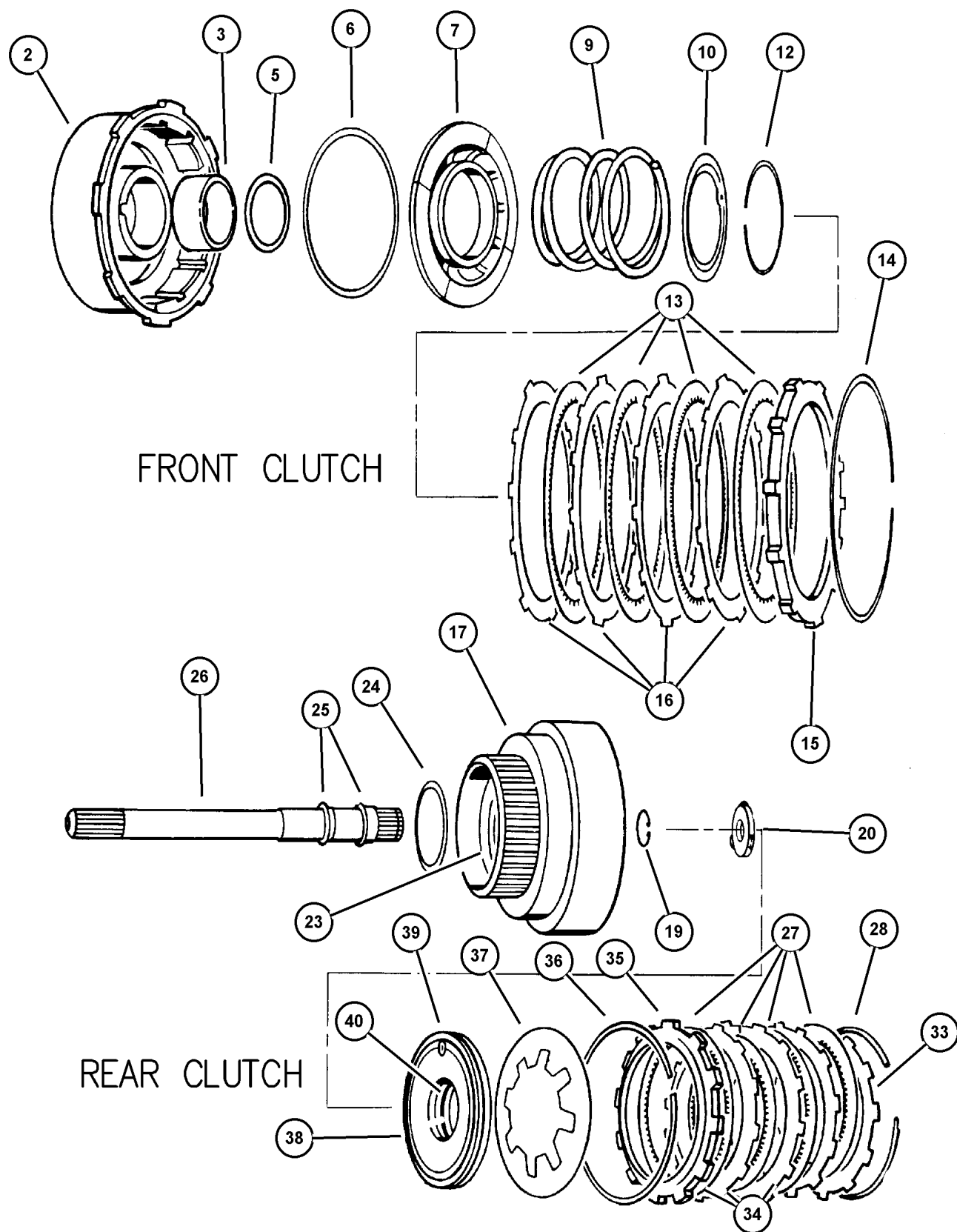
JEEP GRAND CHEROKEE (ZJ)

SERIES	LINE	BODY	ENGINE	TRANSMISSION
L = Low Line	J = 4WD T = 2WD	74 = 4 Door	ERH, ER0 = 4.0L Power Tech I-6. ELF, EL0 = 5.2L V8 MPI EML, EM0 = 5.9L V8 MPI	DGW = 4 Speed Auto. 44RE DGK = 4 Speed Auto. 42RE DGT = 4 Speed Auto. 46RE DGO = All Speed Auto.

AR = Use as required - = Non illustrated part # = New this model year

October 20, 2004

**Clutch, Front And Rear 44RE (DGW)
Figure 44RE-410**



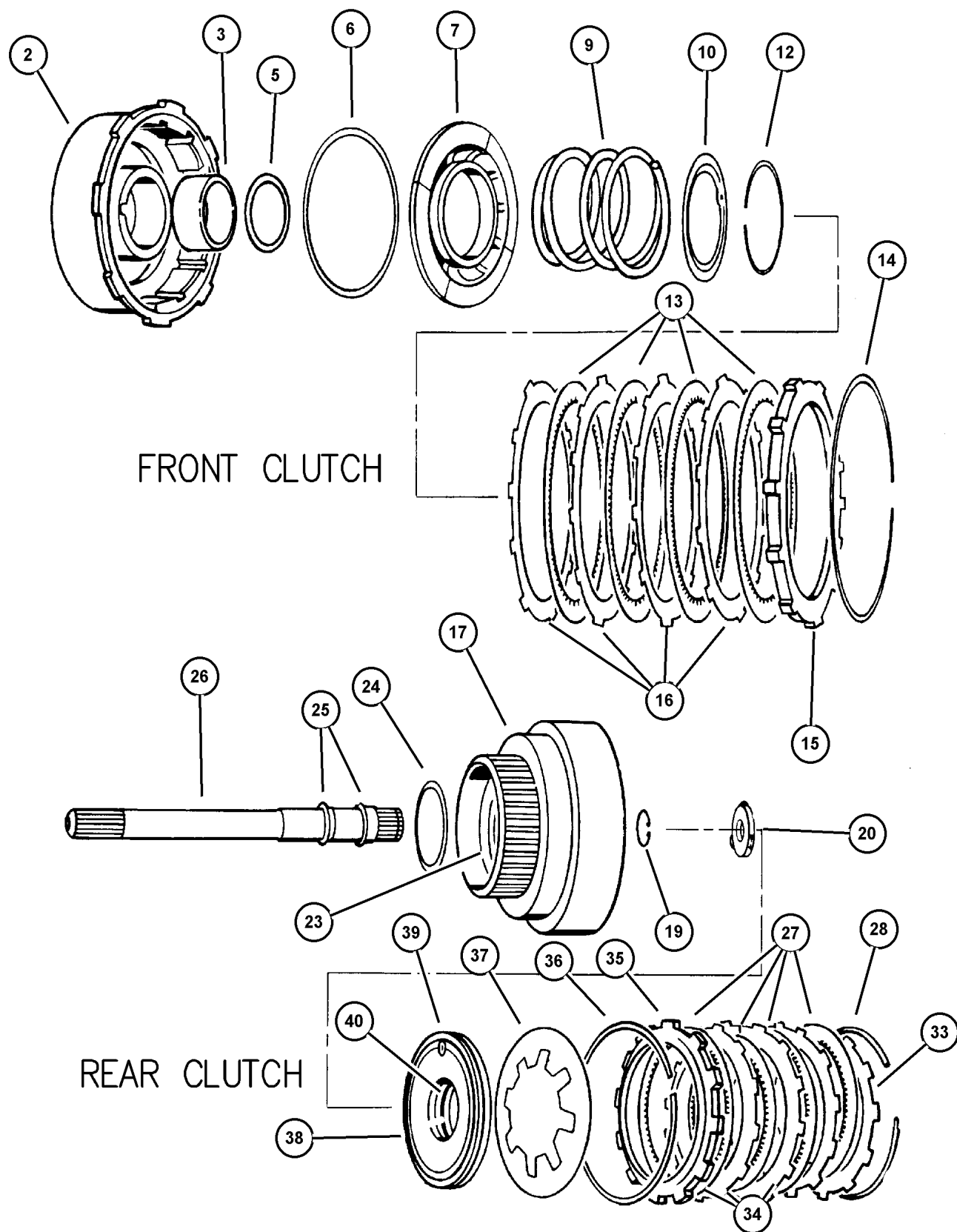
ITEM	PART NUMBER	QTY	LINE	SERIES	BODY	ENGINE	TRANS	TRIM	DESCRIPTION
-1									SEAL PACKAGE, Transmission
									Clutch
	5252 926	1	J			EL0	DGW		52119522
		1	J			EL0	DGW		52119522 AC
2									RETAINER, Transmission Front
									Clutch
	4617 153	1	J			EL0	DGW		52119522
		1	T			EL0	DGW		
3									BUSHING, Front Clutch
	4617 157	1	J			EL0	DGW		52119522
		1	T			EL0	DGW		
-4									BUSHING, Rear Clutch
	4617 159	1	J			EL0	DGW		52119522
		1	T			EL0	DGW		
5									SEAL, Front Clutch Piston
	3515 176	1	J			EL0	DGW		52119522
		1	J			EL0	DGW		52119522AC
		1	T			EL0	DGW		
6									SEAL, Front Piston Clutch
	4058 487	1	J			EL0	DGW		52119522
		1	J			EL0	DGW		52119522 AC
		1	T			EL0	DGW		
7									PISTON, Clutch
	4617 154	1	J			EL0	DGW		52119522
		1	J			EL0	DGW		52119522 AC
		1	T			EL0	DGW		
-8									CHECK BALL, Dia-.187
	0147 483	1	J			EL0	DGW		52119522
		1	J			EL0	DGW		52119522AC
		1	T			EL0	DGW		
9									SPRING, Front Clutch
	4329 809	1	J			EL0	DGW		52119522AC
	3515 054	1	T			EL0	DGW		
10									RETAINER, Transmission Front
									Clutch Piston Spring
	4617 516	1	J			EL0	DGW		52119522
		1	T			EL0	DGW		
-11									CHECK BALL, Dia-.187
	0147 483	1	J			EL0	DGW		52119522
		1	J			EL0	DGW		52119522AC
		1	T			EL0	DGW		
12									SNAP RING

JEEP GRAND CHEROKEE (ZJ)
 SERIES LINE BODY ENGINE TRANSMISSION
 L = Low Line J = 4WD 74 = 4 Door ERH, ER0 = 4.0L Power Tech I-6. DGW = 4 Speed Auto. 44RE
 ELF, EL0 = 5.2L V8 MPI DGK = 4 Speed Auto. 42RE
 EML, EM0 = 5.9L V8 MPI DGT = 4 Speed Auto. 46RE
 DG0 = All Speed Auto.

AR = Use as required - = Non illustrated part # = New this model year

October 20, 2004

**Clutch, Front And Rear 44RE (DGW)
Figure 44RE-410**



ITEM	PART NUMBER	QTY	LINE	SERIES	BODY	ENGINE	TRANS	TRIM	DESCRIPTION
	1942 400	1	J			EL0	DGW		52119522
		1	J			EL0	DGW		52119522AC
		1	T			EL0	DGW		
13	4617 362	5	J			EL0	DGW		DISC, Direct Clutch 52119522
		5	J			EL0	DGW		52119522AC
		5	T			EL0	DGW		
14	3410 571	1	J			EL0	DGW		SNAP RING 52119522
		1	J			EL0	DGW		52119522AC
		1	T			EL0	DGW		
15									PLATE, Transmission Clutch Reaction
	4617 176	1	J			EL0	DGW		52119522
		1	J			EL0	DGW		52119522AC
		1	T			EL0	DGW		
16									PLATE, Clutch Separator
	1942 403AB	5	J			EL0	DGW		52119522
		5	J			EL0	DGW		52119522 AC
		5	T			EL0	DGW		
17									RETAINER, Transmission Rear Clutch
	4505 199	1	J			EL0	DGW		52119522
		1	J			EL0	DGW		52119522AC
		1	T			EL0	DGW		
-18									CHECK BALL, Dia-.187
	0147 483	1	J			EL0	DGW		52119522
		1	J			EL0	DGW		52119522AC
		1	T			EL0	DGW		
19									SNAP RING, .890625
	6022 859	1	J			EL0	DGW		52119522
		1	J			EL0	DGW		52119522AC
		1	T			EL0	DGW		
20									THRUST WASHER, Output Shaft, Gray .052
	4505 185	1	J			EL0	DGW		52119522
		1	J			EL0	DGW		52119522AC
		1	T			EL0	DGW		
-21									THRUST WASHER, Output Shaft, Red .068
	4505 186	1	J			EL0	DGW		52119522
		1	J			EL0	DGW		52119522AC

JEEP GRAND CHEROKEE (ZJ)
 SERIES LINE BODY ENGINE
 L = Low Line J = 4WD 74 = 4 Door ERH, ER0 = 4.0L Power Tech I-6.
 T = 2WD ELF, EL0 = 5.2L V8 MPI
 EML, EM0 = 5.9L V8 MPI

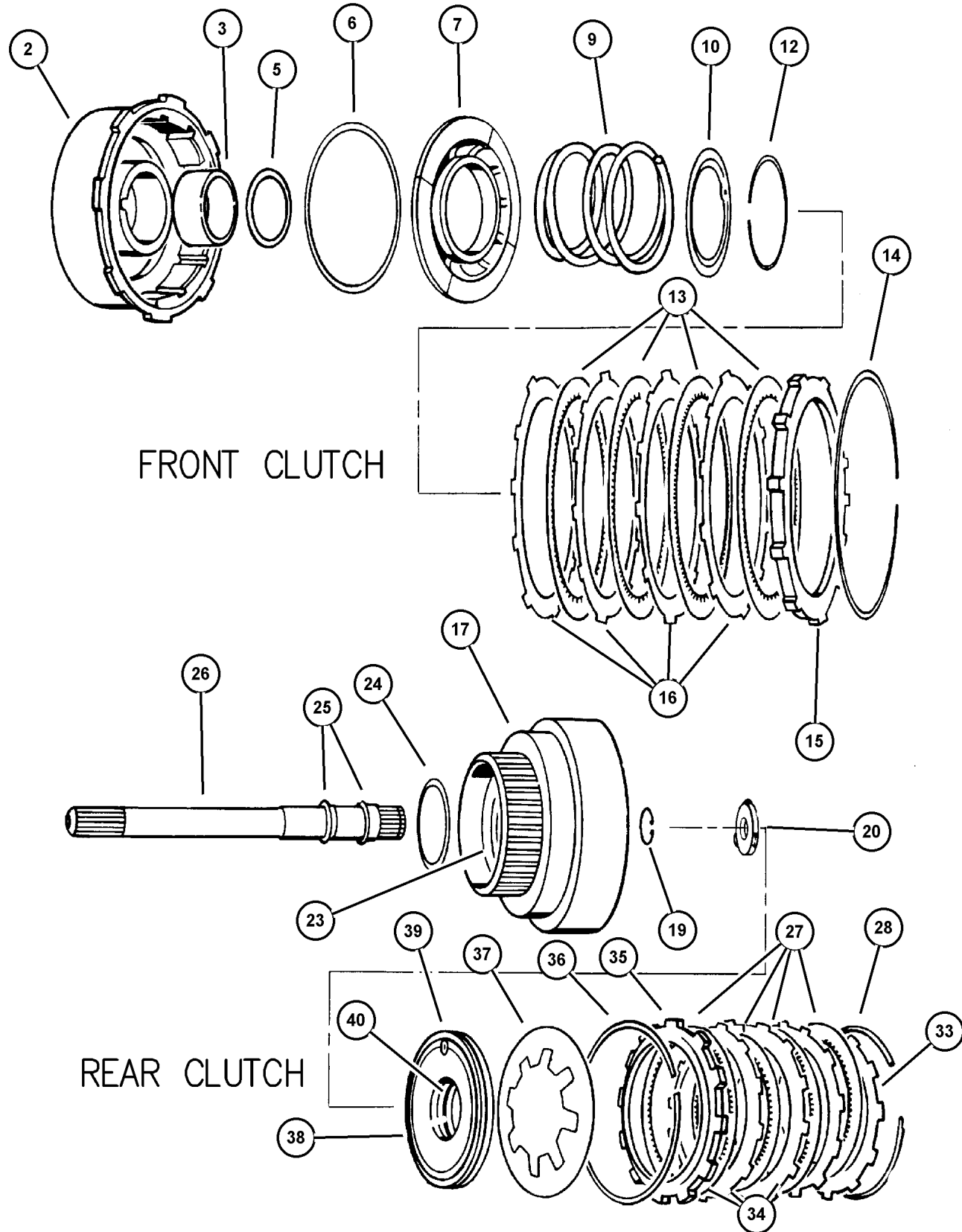
ENGINE
 ERH, ER0 = 4.0L Power Tech I-6.
 ELF, EL0 = 5.2L V8 MPI
 EML, EM0 = 5.9L V8 MPI

TRANSMISSION
 DGW = 4 Speed Auto. 44RE
 DGK = 4 Speed Auto. 42RE
 DGT = 4 Speed Auto. 46RE
 DGO = All Speed Auto.

AR = Use as required - = Non illustrated part # = New this model year

October 20, 2004

**Clutch, Front And Rear 44RE (DGW)
Figure 44RE-410**



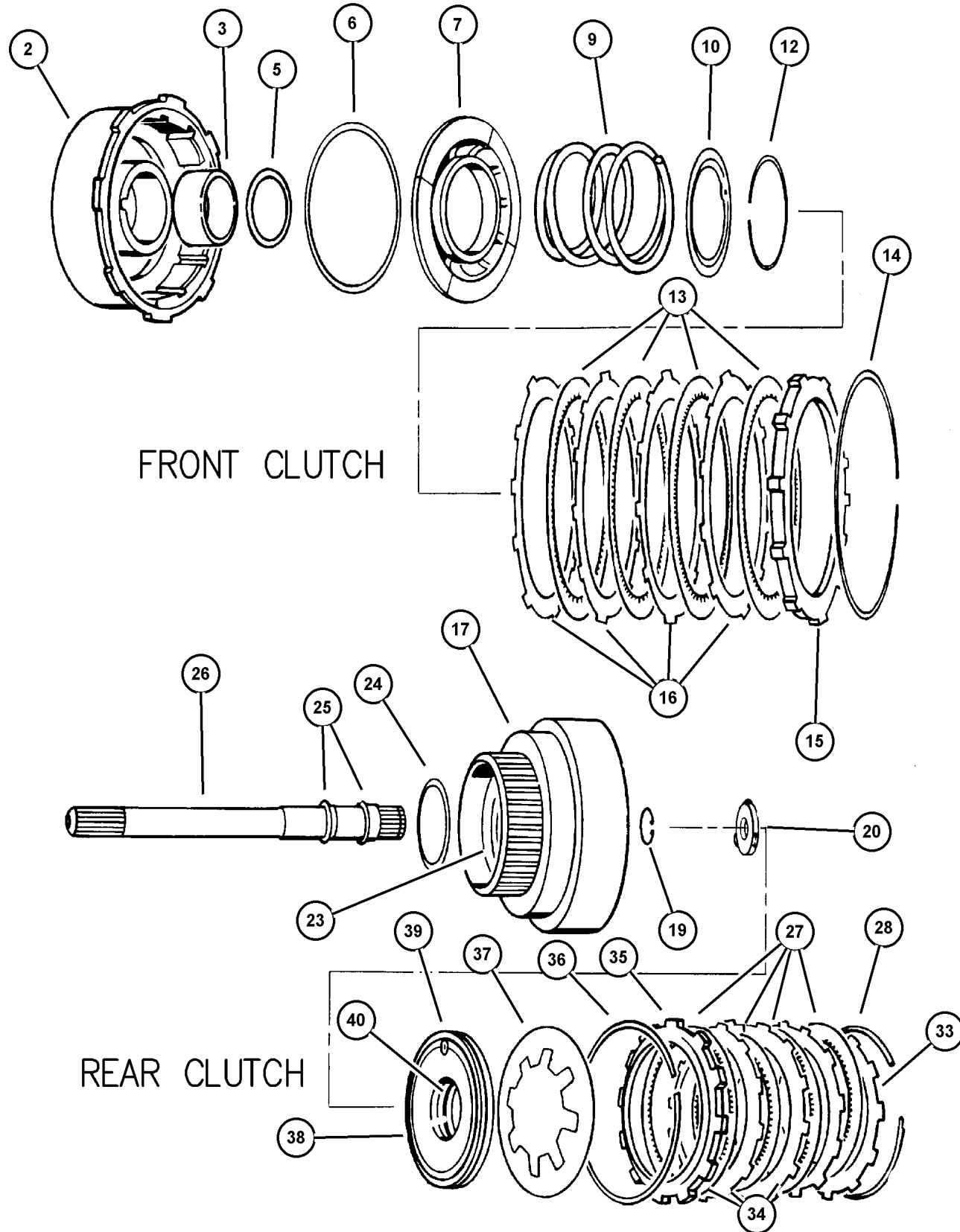
ITEM	PART NUMBER	QTY	LINE	SERIES	BODY	ENGINE	TRANS	TRIM	DESCRIPTION
		1	T			EL0	DGW		
-22									THRUST WASHER, Output Shaft, Green .083
	4505 187	1	J			EL0	DGW		52119522
		1	J			EL0	DGW		52119522AC
		1	T			EL0	DGW		
23									SEAL, Rear Clutch Retainer
	4617 063	1	J			EL0	DGW		52119522
		1	J			EL0	DGW		52119522 AC
		1	T			EL0	DGW		
24									THRUST WASHER, Front Clutch
	4617 786	1	J			EL0	DGW		52119522
		1	J			EL0	DGW		52119522AC
		1	T			EL0	DGW		
25									SEAL, Input Shaft
	1401 221	1	J			EL0	DGW		52119522
	1401 221AB	1	J			EL0	DGW		52119522 AC
	1401 221	1	T			EL0	DGW		
26									SHAFT, Input
	5211 8478	1	J			EL0	DGW		52119522
		1	J			EL0	DGW		52119522AC
		1	T			EL0	DGW		
27									DISC, Clutch
	4617 175	4	J			EL0	DGW		52119522
		4	J			EL0	DGW		52119522AC
		4	T			EL0	DGW		
28									SNAP RING
	4130 761	1	J			EL0	DGW		52119522AC
		1	J			EL0	DGW		52119522
		1	T			EL0	DGW		
-29									SNAP RING, Rear Clutch, .076
	4539 121	1	J			EL0	DGW		52119522
		1	J			EL0	DGW		52119522AC
		1	T			EL0	DGW		
-30									SNAP RING, Rear Clutch, .098
	4539 122	1	J			EL0	DGW		52119522
		1	J			EL0	DGW		52119522AC
		1	T			EL0	DGW		
-31									SNAP RING, Rear Clutch, .095
	4539 123	1	J			EL0	DGW		52119522
		1	J			EL0	DGW		52119522AC
		1	T			EL0	DGW		
-32									SNAP RING, Rear Clutch, .107

JEEP GRAND CHEROKEE (ZJ)
 SERIES LINE BODY ENGINE TRANSMISSION
 L = Low Line J = 4WD 74 = 4 Door ERH, ER0 = 4.0L Power Tech I-6. DGW = 4 Speed Auto. 44RE
 ELF, EL0 = 5.2L V8 MPI DGT = 4 Speed Auto. 42RE
 EML, EM0 = 5.9L V8 MPI DGO = All Speed Auto.

AR = Use as required - = Non illustrated part # = New this model year

October 20, 2004

**Clutch, Front And Rear 44RE (DGW)
Figure 44RE-410**



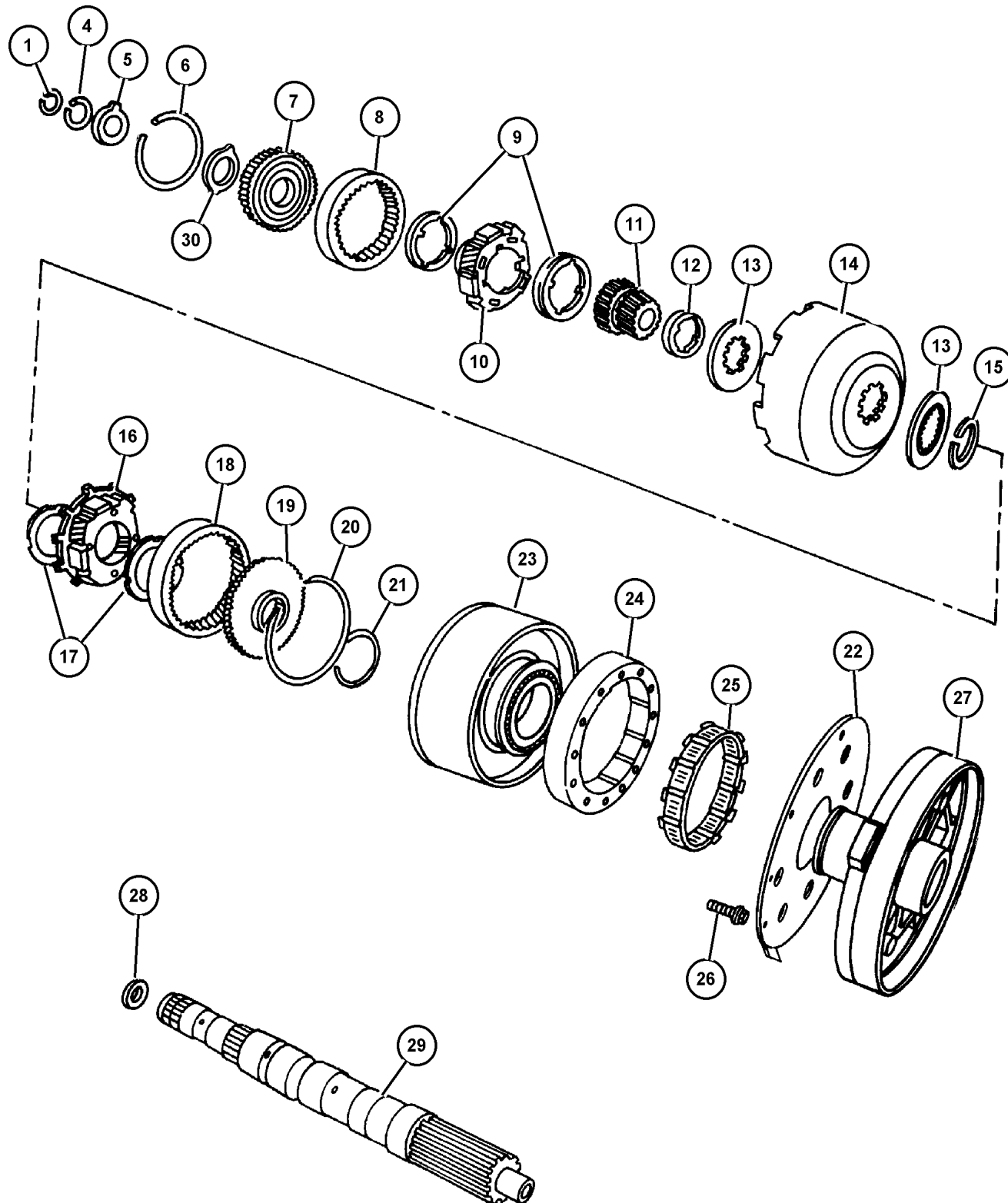
ITEM	PART NUMBER	QTY	LINE	SERIES	BODY	ENGINE	TRANS	TRIM	DESCRIPTION
	4539 124	1	J			EL0	DGW		52119522
		1	J			EL0	DGW		52119522AC
33		1	T			EL0	DGW		PLATE, Transmission Clutch Reaction
	4617 176	1	J			EL0	DGW		52119522AC
		1	J			EL0	DGW		52119522
34		1	T			EL0	DGW		PLATE, Clutch Separator
	1942 403AB	3	J			EL0	DGW		52119522
		3	J			EL0	DGW		52119522 AC
		5	T			EL0	DGW		
35									PLATE, Clutch Pressure
	2466 281	1	J			EL0	DGW		52119522
		1	J			EL0	DGW		52119522AC
		1	T			EL0	DGW		
36									SPRING, Rear Clutch
	2466 283	1	J			EL0	DGW		52119522
		1	J			EL0	DGW		52119522AC
		1	T			EL0	DGW		
37									SPRING, Rear Clutch Piston
	4269 623	1	J			EL0	DGW		52119522
		1	J			EL0	DGW		52119522AC
		1	T			EL0	DGW		
38									SEAL, Rear Clutch Piston
	2538 695	1	J			EL0	DGW		52119522
		1	J			EL0	DGW		52119522AC
		1	T			EL0	DGW		
39									PISTON, Clutch
	3515 716	1	J			EL0	DGW		52119522
		1	J			EL0	DGW		52119522AC
		1	T			EL0	DGW		
40									SEAL, Rear Clutch Piston
	2538 510	1	J			EL0	DGW		52119522
		1	J			EL0	DGW		52119522AC
		1	T			EL0	DGW		

JEEP GRAND CHEROKEE (ZJ)
 SERIES LINE BODY ENGINE TRANSMISSION
 L = Low Line J = 4WD 74 = 4 Door ERH, ER0 = 4.0L Power Tech I-6. DGW = 4 Speed Auto. 44RE
 ELF, EL0 = 5.2L V8 MPI DGK = 4 Speed Auto. 42RE
 EML, EM0 = 5.9L V8 MPI DGT = 4 Speed Auto. 46RE
 DG0 = All Speed Auto.

AR = Use as required - = Non illustrated part # = New this model year

October 20, 2004

**Gear Train 44RE (DGW)
Figure 44RE-420**



ITEM	PART NUMBER	QTY	LINE	SERIES	BODY	ENGINE	TRANS	TRIM	DESCRIPTION
1									SNAP RING, .946 ID
	6026 289	1	J			EL0	DGW		52119522
		1	J			EL0	DGW		52119522 AC
		1	T			EL0	DGW		
-2									SNAP RING
	6030 938	1	J			EL0	DGW		52119522
		1	J			EL0	DGW		52119522 AC
-3									SNAP RING, Output Shaft, 1.029 OD
	6030 404	1	J			EL0	DGW		52119522
		1	J			EL0	DGW		52119522 AC
4									SNAP RING, Annulus Gear, 1.375 ID
	6030 576	1	J			EL0	DGW		52119522
		1	J			EL0	DGW		52119522 AC
5									THRUST WASHER, Annulus Gear
	3681 969	1	J			EL0	DGW		52119522
		1	J			EL0	DGW		52119522 AC
6									SNAP RING
	6035 238	1	J			EL0	DGW		52119522
		1	J			EL0	DGW		52119522 AC
7									SUPPORT, Annulus Gear
	4617 774	1	J			EL0	DGW		52119522
		1	J			EL0	DGW		52119522 AC
8									GEAR, Front Annulus
	4130 512	1	J			EL0	DGW		52119522
		1	J			EL0	DGW		52119522 AC
9									THRUST WASHER, Planetary Carrier
	4130 518	2	J			EL0	DGW		52119522
		2	J			EL0	DGW		52119522 AC
10									CARRIER, Planetary Pinion
	5211 8476	1	J			EL0	DGW		52119522
		1	J			EL0	DGW		52119522ac
11									GEAR, Sun
	4130 685	1	J			EL0	DGW		52119522
		1	J			EL0	DGW		52119522 AC
12									SPACER, Sun Gear
	4130 736	1	J			EL0	DGW		52119522
		1	J			EL0	DGW		52119522 AC
13									PLATE, Transmission Module
	4471 566	2	J			EL0	DGW		52119522
		2	J			EL0	DGW		52119522 AC
14									SHELL, Sun Gear

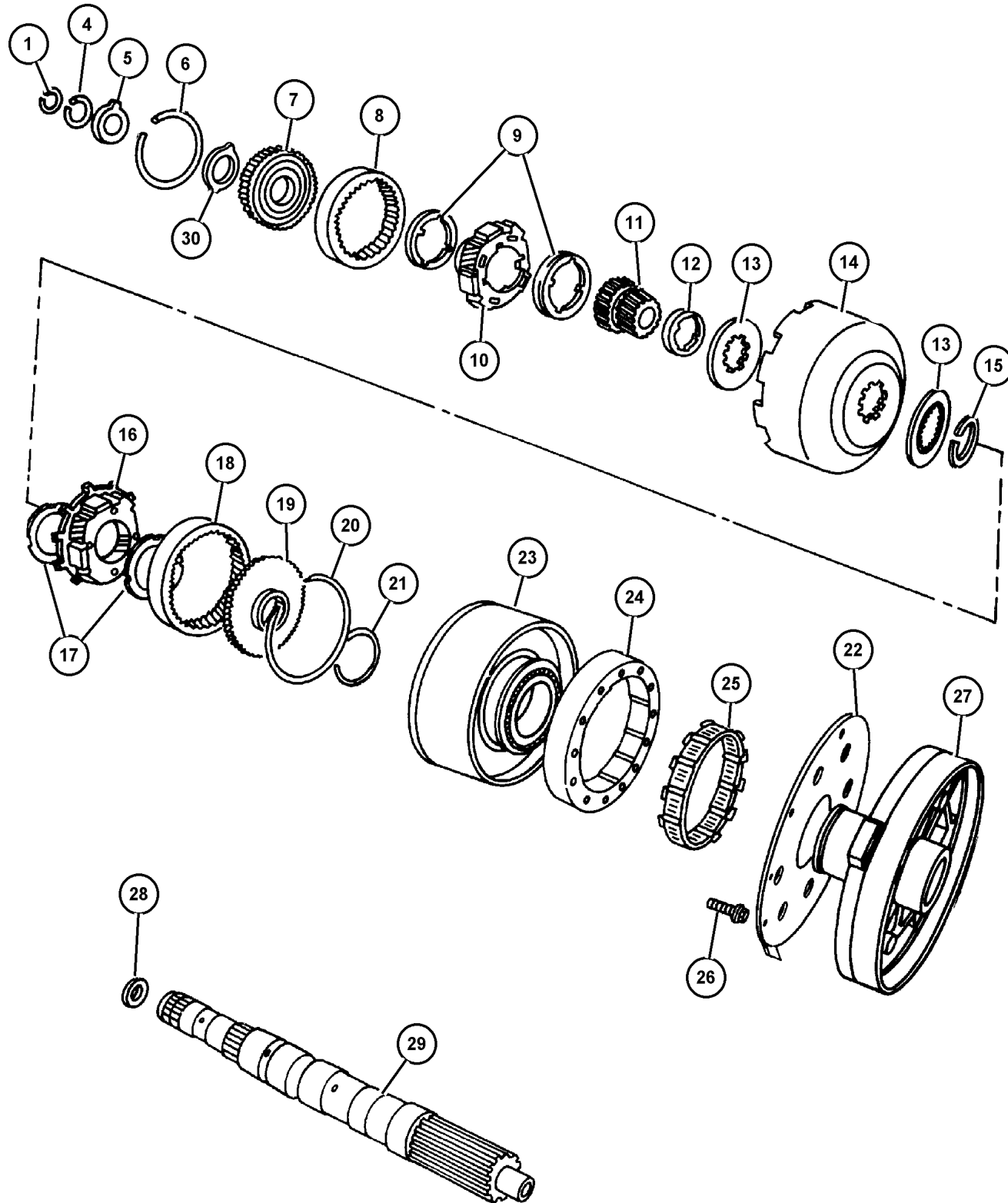
JEEP GRAND CHEROKEE (ZJ)

SERIES	LINE	BODY	ENGINE	TRANSMISSION
L = Low Line	J = 4WD T = 2WD	74 = 4 Door	ERH, ER0 = 4.0L Power Tech I-6. ELF, EL0 = 5.2L V8 MPI EML, EM0 = 5.9L V8 MPI	DGW = 4 Speed Auto. 44RE DGK = 4 Speed Auto. 42RE DGT = 4 Speed Auto. 46RE DGO = All Speed Auto.

AR = Use as required - = Non illustrated part # = New this model year

October 20, 2004

**Gear Train 44RE (DGW)
Figure 44RE-420**



ITEM	PART NUMBER	QTY	LINE	SERIES	BODY	ENGINE	TRANS	TRIM	DESCRIPTION
	4531 288	1	J			EL0	DGW		52119522
		1	J			EL0	DGW		52119522 AC
15	1942 439	1	J			EL0	DGW		SNAP RING, Sun Gear Shell
		1	J			EL0	DGW		52119522
		1	J			EL0	DGW		52119522 AC
16	4431 438	1	J			EL0	DGW		CARRIER, Planetary Pinion
		1	J			EL0	DGW		52119522
		1	J			EL0	DGW		52119522 AC
17									THRUST WASHER, Planetary
									Carrier
	3681 935	2	J			EL0	DGW		52119522
		1	J			EL0	DGW		52119522 AC
18									GEAR, Rear Annulus
	3743 184	1	J			EL0	DGW		52119522
		1	J			EL0	DGW		52119522 AC
19									SUPPORT, Annulus Gear
	3515 501	1	J			EL0	DGW		52119522
		1	J			EL0	DGW		52119522 AC
20									SNAP RING
	1942 444	1	J			EL0	DGW		52119522
		1	J			EL0	DGW		52119522 AC
21									SNAP RING, Reverse Drum
	6033 480	1	J			EL0	DGW		52119522
		1	J			EL0	DGW		52119522 AC
22									GASKET, Overdrive Piston Retainer
	4471 564	1	J			EL0	DGW		52119522
		1	J			EL0	DGW		52119522 AC
23									DRUM, Automatic Transmission
	4637 956	1	J			EL0	DGW		52119522
	4531 208	1	J			EL0	DGW		52119522 AC
24									CAM, Overrunning Clutch
	4431 690	1	J			EL0	DGW		52119522
		1	J			EL0	DGW		52119522 AC
25									CLUTCH, Overrunning
	4431 432	1	J			EL0	DGW		52119522
		1	J			EL0	DGW		52119522 AC
26									SCREW, Hex Flange Head, .25-28x.
									875
	6033 616	5	J			EL0	DGW		52119522
		5	J			EL0	DGW		52119522 AC
27									RETAINER, Transmission Overdrive
									Clutch Piston

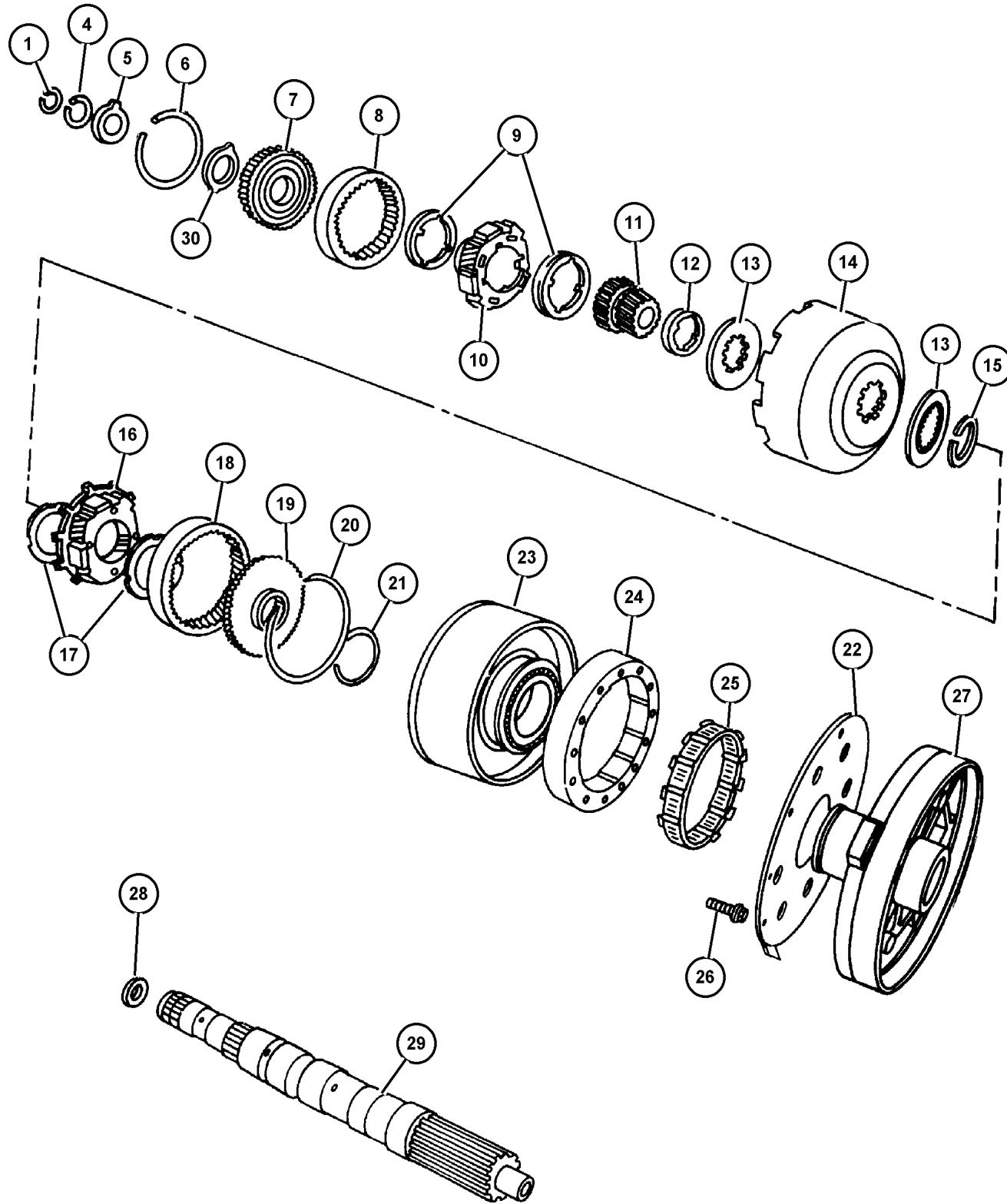
JEEP GRAND CHEROKEE (ZJ)

SERIES	LINE	BODY	ENGINE	TRANSMISSION
L = Low Line	J = 4WD T = 2WD	74 = 4 Door	ERH, ER0 = 4.0L Power Tech I-6. ELF, EL0 = 5.2L V8 MPI EML, EM0 = 5.9L V8 MPI	DGW = 4 Speed Auto. 44RE DGK = 4 Speed Auto. 42RE DGT = 4 Speed Auto. 46RE DGO = All Speed Auto.

AR = Use as required - = Non illustrated part # = New this model year

October 20, 2004

**Gear Train 44RE (DGW)
Figure 44RE-420**



ITEM	PART NUMBER	QTY	LINE	SERIES	BODY	ENGINE	TRANS	TRIM	DESCRIPTION
	4617 246	1	J			EL0	DGW		52119522
		1	J			EL0	DGW		52119522 AC
28	4505 188	1	J			EL0	DGW		PLATE, Transmission Module 52119522
		1	J			EL0	DGW		52119522 AC
29									INTERMEDIATE SHAFT, Transmission
	4617 604	1	J			EL0	DGW		52119522
		1	J			EL0	DGW		52119522 AC
30									PLATE, Annulus Gear Thrust
	4617 775	1	J			EL0	DGW		52119522
		1	J			EL0	DGW		52119522 AC

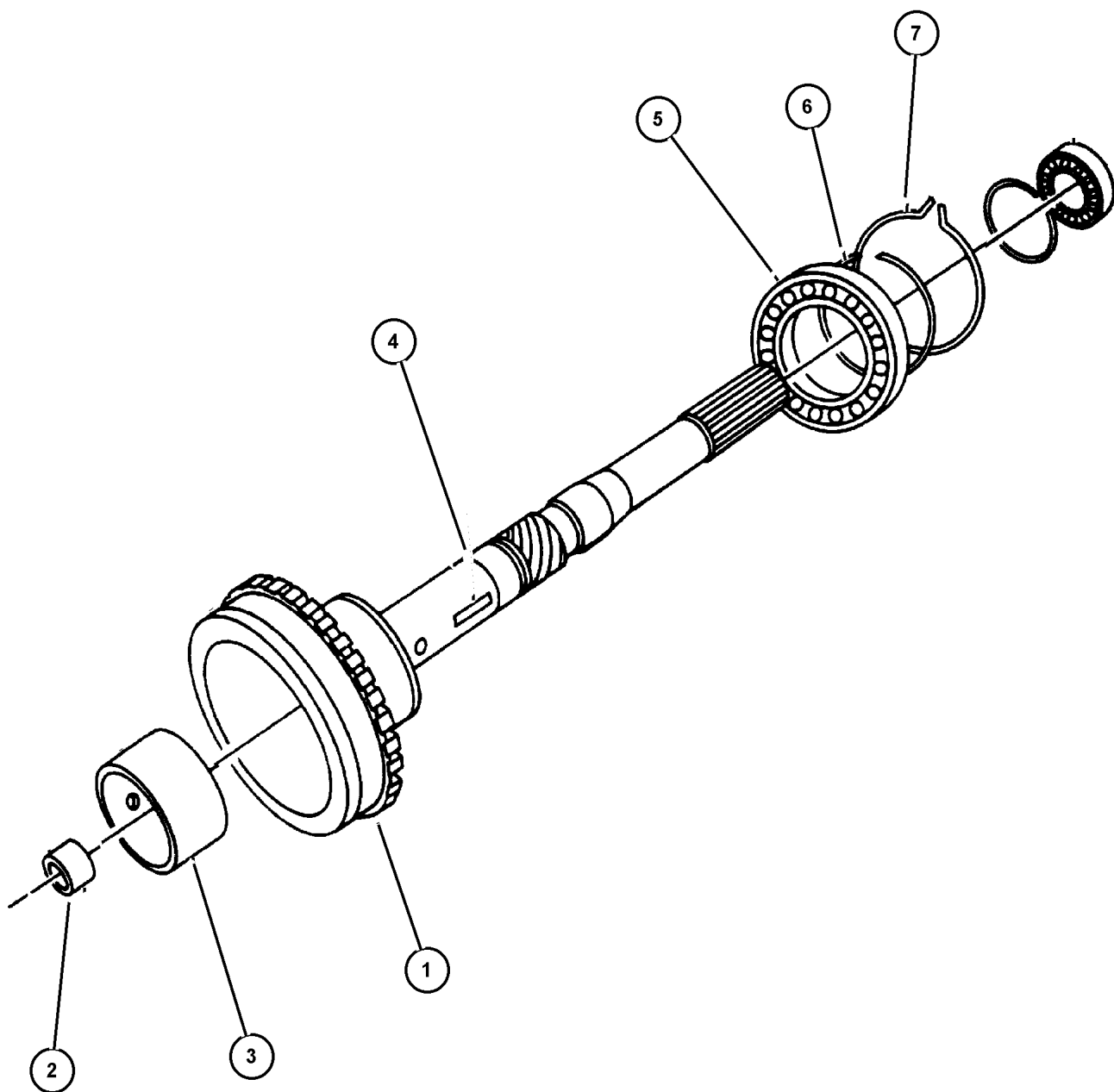
JEEP GRAND CHEROKEE (ZJ)

SERIES	LINE	BODY	ENGINE	TRANSMISSION
L = Low Line	J = 4WD T = 2WD	74 = 4 Door	ERH, ER0 = 4.0L Power Tech I-6. ELF, EL0 = 5.2L V8 MPI EML, EM0 = 5.9L V8 MPI	DGW = 4 Speed Auto. 44RE DGK = 4 Speed Auto. 42RE DGT = 4 Speed Auto. 46RE DGO = All Speed Auto.

AR = Use as required - = Non illustrated part # = New this model year

October 20, 2004

**Output Shaft 44RE (DGW)
Figure 44RE-430**



ITEM	PART NUMBER	QTY	LINE	SERIES	BODY	ENGINE	TRANS	TRIM	DESCRIPTION
1									SHAFT, Output
	4798 536	1	J			EL0	DGW		52119522
		1	J			EL0	DGW		52119522 AC
	4864 501	1	T			EL0	DGW		
2									BUSHING, (NOT SERVICED) (Not Serviced)
3									BUSHING, (NOT SERVICED) (Not Serviced)
4									KEY, Shaft, (NOT SERVICED) (Not Serviced)
5									BEARING, Output Shaft
	4461 008	1	J			EL0	DGW		52119522
		1	J			EL0	DGW		52119522 AC
		1	T			EL0	DGW		
6									SNAP RING
	4461 068	1	J			EL0	DGW		52119522
		1	J			EL0	DGW		52119522 AC
		1	T			EL0	DGW		
7									SNAP RING
	4461 057	1	J			EL0	DGW		52119522
		1	J			EL0	DGW		52119522 AC
		1	T			EL0	DGW		

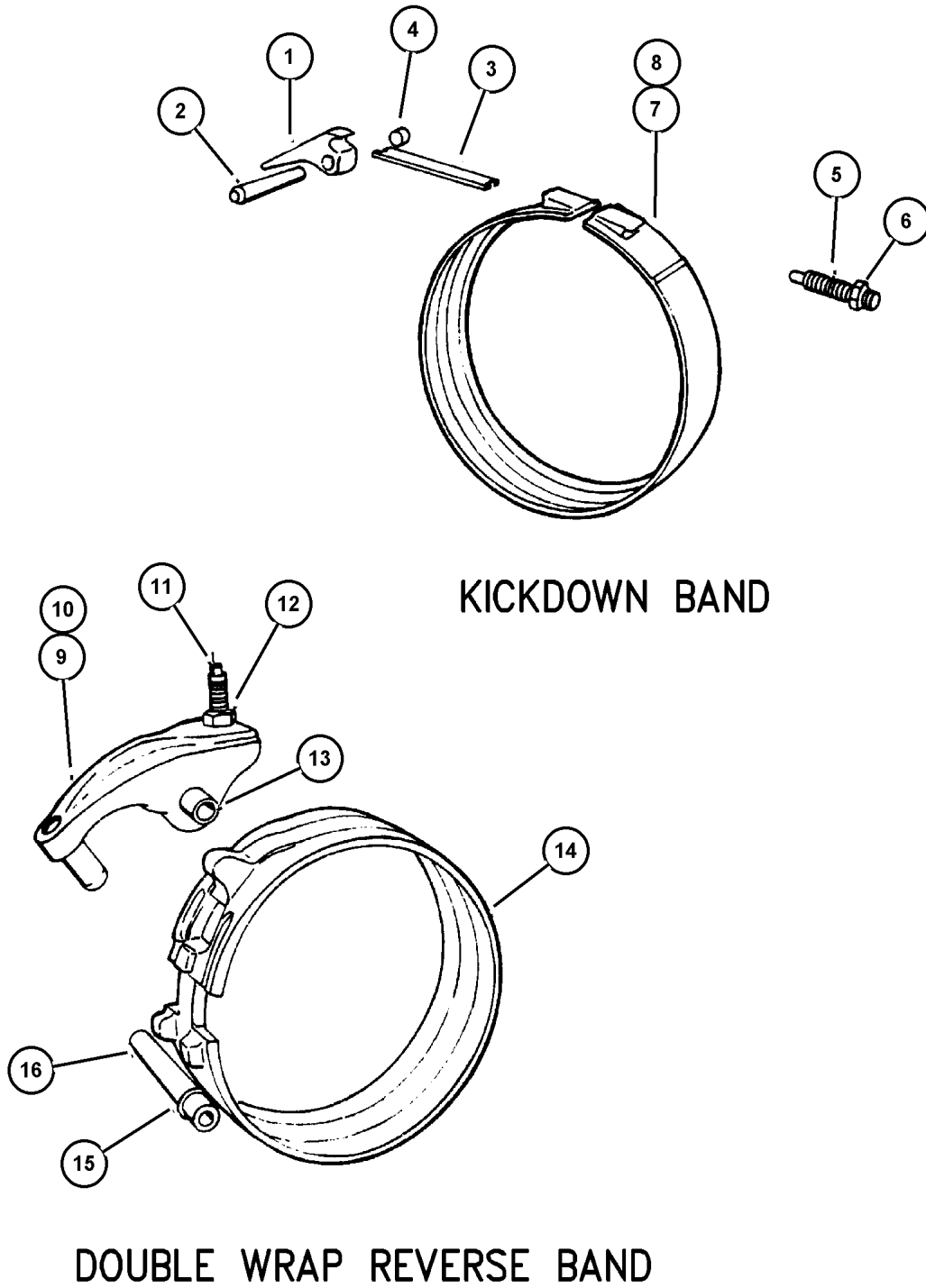
JEEP GRAND CHEROKEE (ZJ)

SERIES	LINE	BODY	ENGINE	TRANSMISSION
L = Low Line	J = 4WD T = 2WD	74 = 4 Door	ERH, ER0 = 4.0L Power Tech I-6. ELF, EL0 = 5.2L V8 MPI EML, EM0 = 5.9L V8 MPI	DGW = 4 Speed Auto. 44RE DGK = 4 Speed Auto. 42RE DGT = 4 Speed Auto. 46RE DG0 = All Speed Auto.

AR = Use as required - = Non illustrated part # = New this model year

October 20, 2004

**Bands 44RE (DGW)
Figure 44RE-510**



ITEM	PART NUMBER	QTY	LINE	SERIES	BODY	ENGINE	TRANS	TRIM	DESCRIPTION
1	2124 666	1	J			EL0	DGW		LEVER, Kickdown
		1	J			EL0	DGW		52119522
		1	T			EL0	DGW		52119522 AC
2	4531 181	1	J			EL0	DGW		SHAFT, Band Lever
		1	J			EL0	DGW		52119522
		1	T			EL0	DGW		52119522 AC
3	3515 084	1	J			EL0	DGW		STRUT, Kickdown Band
		1	J			EL0	DGW		52119522
		1	T			EL0	DGW		52119522 AC
4	6036 037AA	1	J			EL0	DGW		PLUG, 1/4"-18 Pipe, (NOT SERVICED) (Not Serviced)
		1	T			EL0	DGW		SCREW
		1	J			EL0	DGW		52119522
5	6036 141AA	1	J			EL0	DGW		52119522AC
		1	J			EL0	DGW		52119522
		1	T			EL0	DGW		52119522 AC
6	0124 934	1	J			EL0	DGW		NUT, Hex Jam, .50-20
		1	J			EL0	DGW		52119522
		1	T			EL0	DGW		52119522 AC
7	4617 899	1	J			EL0	DGW		BAND, Kickdown
		1	J			EL0	DGW		52119522
		1	T			EL0	DGW		52119522 AC
8	4617 899	1	J			EL0	DGW		BAND, Kickdown
		1	J			EL0	DGW		52119522
		1	T			EL0	DGW		52119522 AC
9	4202 764	1	J			EL0	DGW		LEVER, Reverse Band
		1	J			EL0	DGW		52119522
		1	T			EL0	DGW		52119522 AC
10	4202 765	1	J			EL0	DGW		LEVER, Reverse Band
		1	J			EL0	DGW		52119522
		1	T			EL0	DGW		52119522 AC
11	2538 472	1	J			EL0	DGW		SCREW, Trans Reverse Band Adjusting, .375-24-1.88
		1	J			EL0	DGW		52119522
		1	T			EL0	DGW		52119522 AC

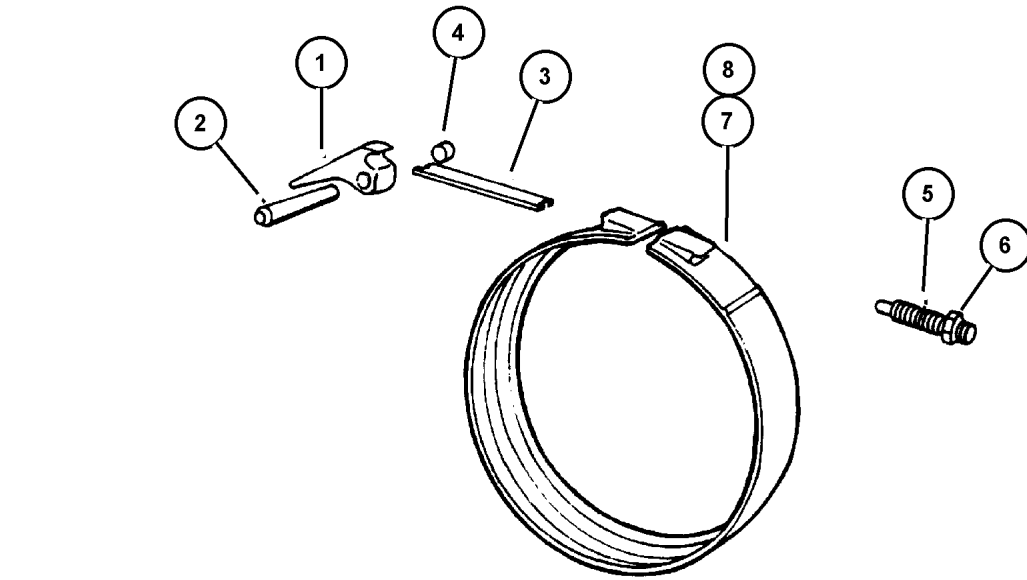
JEEP GRAND CHEROKEE (ZJ)

SERIES	LINE	BODY	ENGINE	TRANSMISSION
L = Low Line	J = 4WD T = 2WD	74 = 4 Door	ERH, ER0 = 4.0L Power Tech I-6. ELF, EL0 = 5.2L V8 MPI EML, EM0 = 5.9L V8 MPI	DGW = 4 Speed Auto. 44RE DGK = 4 Speed Auto. 42RE DGT = 4 Speed Auto. 46RE DG0 = All Speed Auto.

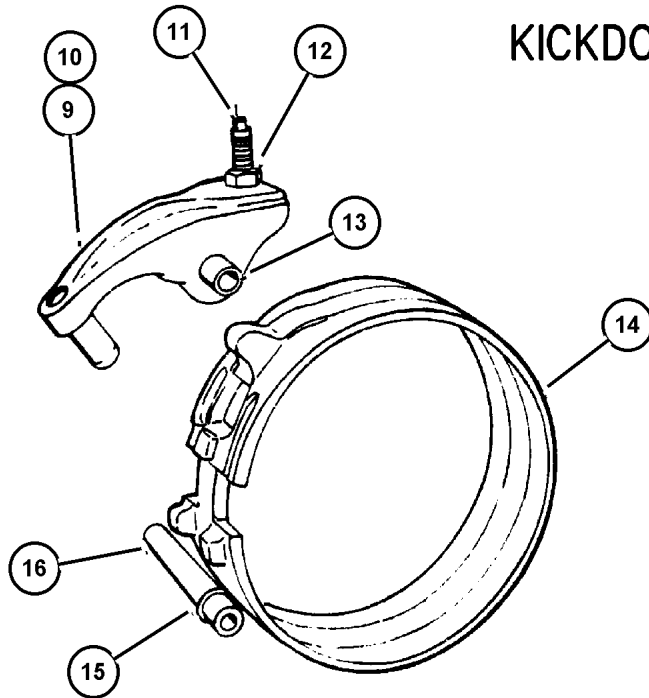
AR = Use as required - = Non illustrated part # = New this model year

October 20, 2004

**Bands 44RE (DGW)
Figure 44RE-510**



KICKDOWN BAND



DOUBLE WRAP REVERSE BAND

ITEM	PART NUMBER	QTY	LINE	SERIES	BODY	ENGINE	TRANS	TRIM	DESCRIPTION
		1	T			EL0	DGW		
12	0114 942	1	J			EL0	DGW		NUT, Hex, .375-24 52119522
	0103 026	1	J			EL0	DGW		52119522AC
	0114 942	1	T			EL0	DGW		
13	3410 102	1	J			EL0	DGW		SHAFT, Reverse Band 52119522
		1	J			EL0	DGW		52119522 AC
		1	T			EL0	DGW		
14	4431 406	1	J			EL0	DGW		BAND, Reverse 52119522
		1	J			EL0	DGW		52119522 AC
		1	T			EL0	DGW		
15	1556 385	1	J			EL0	DGW		O RING 52119522
		1	J			EL0	DGW		52119522 AC
		1	T			EL0	DGW		
16	3410 102	1	J			EL0	DGW		SHAFT, Reverse Band 52119522
		1	J			EL0	DGW		52119522 AC
		1	T			EL0	DGW		

JEEP GRAND CHEROKEE (ZJ)

SERIES	LINE	BODY	ENGINE	TRANSMISSION
L = Low Line	J = 4WD T = 2WD	74 = 4 Door	ERH, ER0 = 4.0L Power Tech I-6. ELF, EL0 = 5.2L V8 MPI EML, EM0 = 5.9L V8 MPI	DGW = 4 Speed Auto. 44RE DGK = 4 Speed Auto. 42RE DGT = 4 Speed Auto. 46RE DG0 = All Speed Auto.

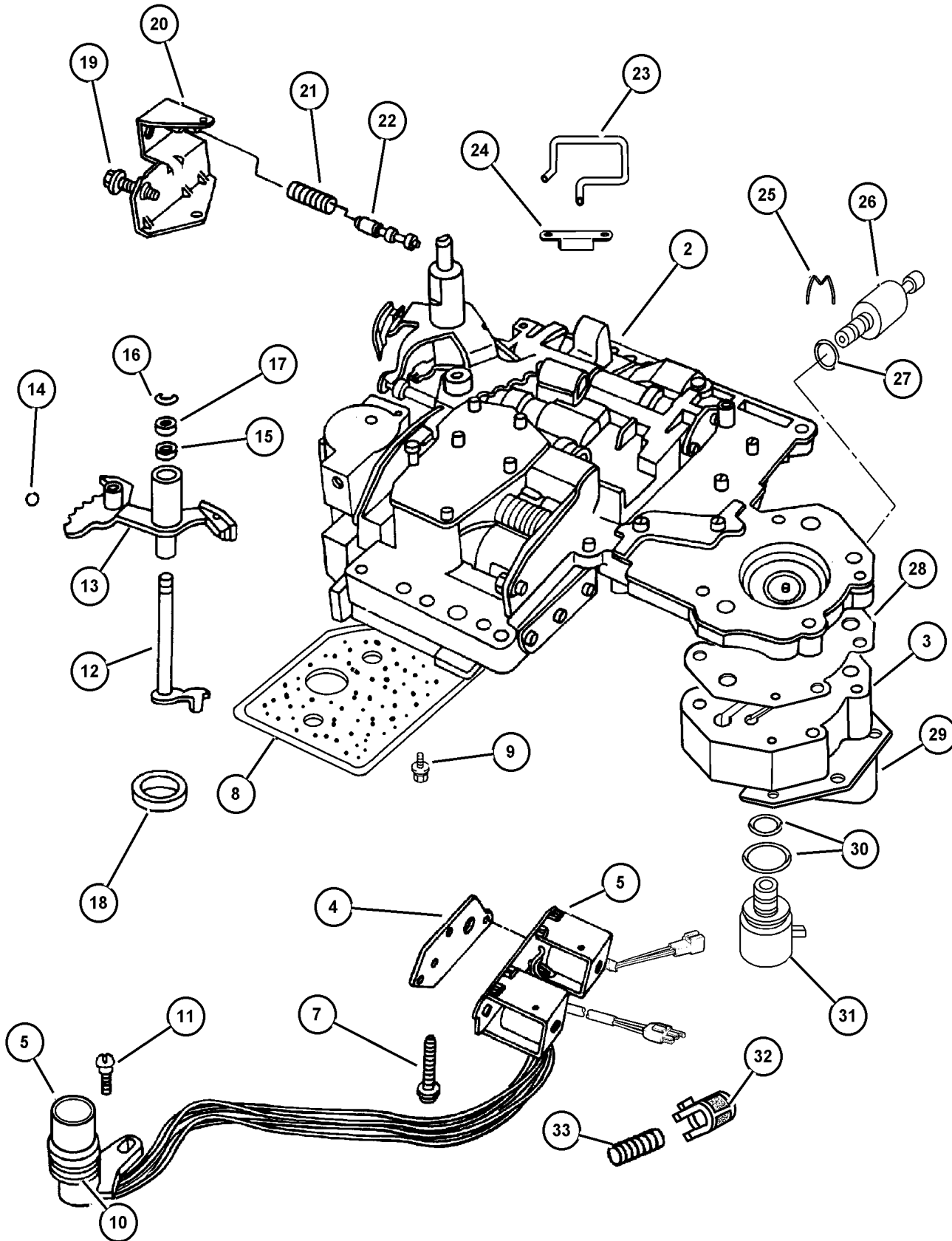
AR = Use as required - = Non illustrated part # = New this model year

October 20, 2004

Valve Body 44RE (DGW)
Figure 44RE-710

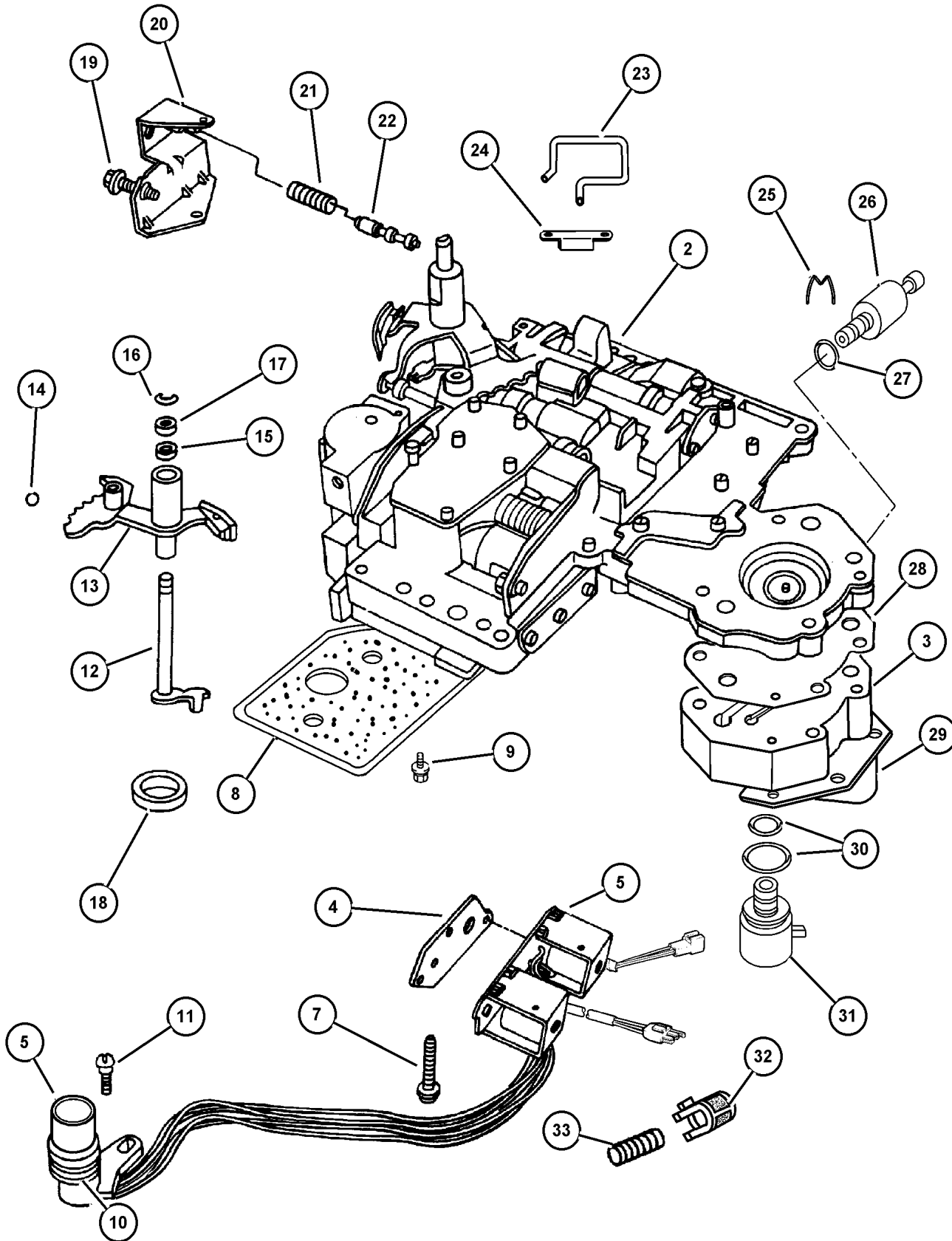
ITEM	PART NUMBER	QTY	LINE	SERIES	BODY	ENGINE	TRANS	TRIM	DESCRIPTION
-1									SEAL AND GASKET PACKAGE, Valve Body and Servo
	4863 933AB	1	J			EL0	DGW		52119522
	4863 933AC	1	J			EL0	DGW		52119522 AC
	4863 933	1	T			EL0	DGW		
2									BODY, Transfer Plate
	52118 114AA	1	J			EL0	DGW		52119522
	52119 634AA	1	J			EL0	DGW		52119522 AC
	52118 114AA	1	T			EL0	DGW		
3									BODY, Governor, (NOT SERVICED) (Not Serviced)
4									GASKET, Transmission Solenoid
	5211 8510	1	J			EL0	DGW		52119522
		1	J			EL0	DGW		52119522 AC
		1	T			EL0	DGW		
5									SOLENOID, Transmission Overdrive
	5211 8500	1	J			EL0	DGW		52119522
		1	J			EL0	DGW		52119522 AC
		1	T			EL0	DGW		
-6									TRANSDUCER, Pressure Sensor
	5602 7720	1	J			EL0	DGW		52119522
		1	J			EL0	DGW		52119522 AC
		1	T			EL0	DGW		
7									BOLT, Valve Body, .25-20x1.75
	0181 071	3	J			EL0	DGW		52119522
		3	J			EL0	DGW		52119522 AC
		3	T			EL0	DGW		
8									FILTER, Valve Body
	3515 996	1	J			EL0	DGW		52119522
	5211 8789	1	J			EL0	DGW		52119522 AC
	3515 996	1	T			EL0	DGW		
9									SCREW AND WASHER, Oil Filter Mounting, Fillester Head .190-24x2. 500
	6033 826	3	J			EL0	DGW		52119522
		3	J			EL0	DGW		52119522 AC
		3	T			EL0	DGW		
10									O RING, Solenoid Wiring, Transmission
	6034 748	2	J			EL0	DGW		52119522
		2	J			EL0	DGW		52119522AC
		2	T			EL0	DGW		
11									SCREW, Tapping, .19-24x.75

JEEP GRAND CHEROKEE (ZJ)
SERIES LINE BODY ENGINE TRANSMISSION
L = Low Line J = 4WD 74 = 4 Door ERH, ER0 = 4.0L Power Tech I-6. DGW = 4 Speed Auto. 44RE
ELF, EL0 = 5.2L V8 MPI DGK = 4 Speed Auto. 42RE
EML, EM0 = 5.9L V8 MPI DGT = 4 Speed Auto. 46RE
DGO = All Speed Auto.



Valve Body 44RE (DGW)
Figure 44RE-710

ITEM	PART NUMBER	QTY	LINE	SERIES	BODY	ENGINE	TRANS	TRIM	DESCRIPTION
	6033 985	1	J			EL0	DGW		52119522
		1	J			EL0	DGW		52119522AC
		1	T			EL0	DGW		
12	3681 227	1	J			EL0	DGW		LEVER, Throttle Valve 52119522
		1	J			EL0	DGW		52119522 AC
		1	T			EL0	DGW		
13	4617 439	1	J			EL0	DGW		LEVER, Manual Valve 52119522
		1	J			EL0	DGW		52119522AC
		1	T			EL0	DGW		
14									BALL, Manual Lever Detent, .343 Diameter
	0147 488	1	J			EL0	DGW		52119522
		1	J			EL0	DGW		52119522 AC
		1	T			EL0	DGW		
15									SEAL, Valve Lever Shift
	2466 548	1	J			EL0	DGW		52119522
		1	J			EL0	DGW		52119522 AC
		1	T			EL0	DGW		
16									SNAP RING
	6035 208	1	J			EL0	DGW		52119522
		2	T			EL0	DGW		
	6035 238	1	J			EL0	DGW		52119522 AC
17									WASHER, Manual Valve Lever
	2538 062	1	J			EL0	DGW		52119522
		1	J			EL0	DGW		52119522 AC
		1	T			EL0	DGW		
18									SEAL, Manual Shift Valve, 1.25 OD
	4505 098	1	J			EL0	DGW		52119522
		1	J			EL0	DGW		52119522 AC
		1	T			EL0	DGW		
19									SCREW, Cap Head Lock, .312-24x1. 25
	6030 609	1	J			EL0	DGW		52119522
		1	J			EL0	DGW		52119522 AC
		1	T			EL0	DGW		
20									BRACKET, Valve Body Switch
	4617 010	1	J			EL0	DGW		52119522
		1	J			EL0	DGW		52119522AC
		1	T			EL0	DGW		
21									SPRING, Switch Valve



JEEP GRAND CHEROKEE (ZJ)
SERIES LINE BODY ENGINE TRANSMISSION
L = Low Line J = 4WD 74 = 4 Door ERH, ER0 = 4.0L Power Tech I-6. DGW = 4 Speed Auto. 44RE
ELF, EL0 = 5.2L V8 MPI DGK = 4 Speed Auto. 42RE
EML, EM0 = 5.9L V8 MPI DGT = 4 Speed Auto. 46RE
DG0 = All Speed Auto.

AR = Use as required - = Non illustrated part # = New this model year

October 20, 2004

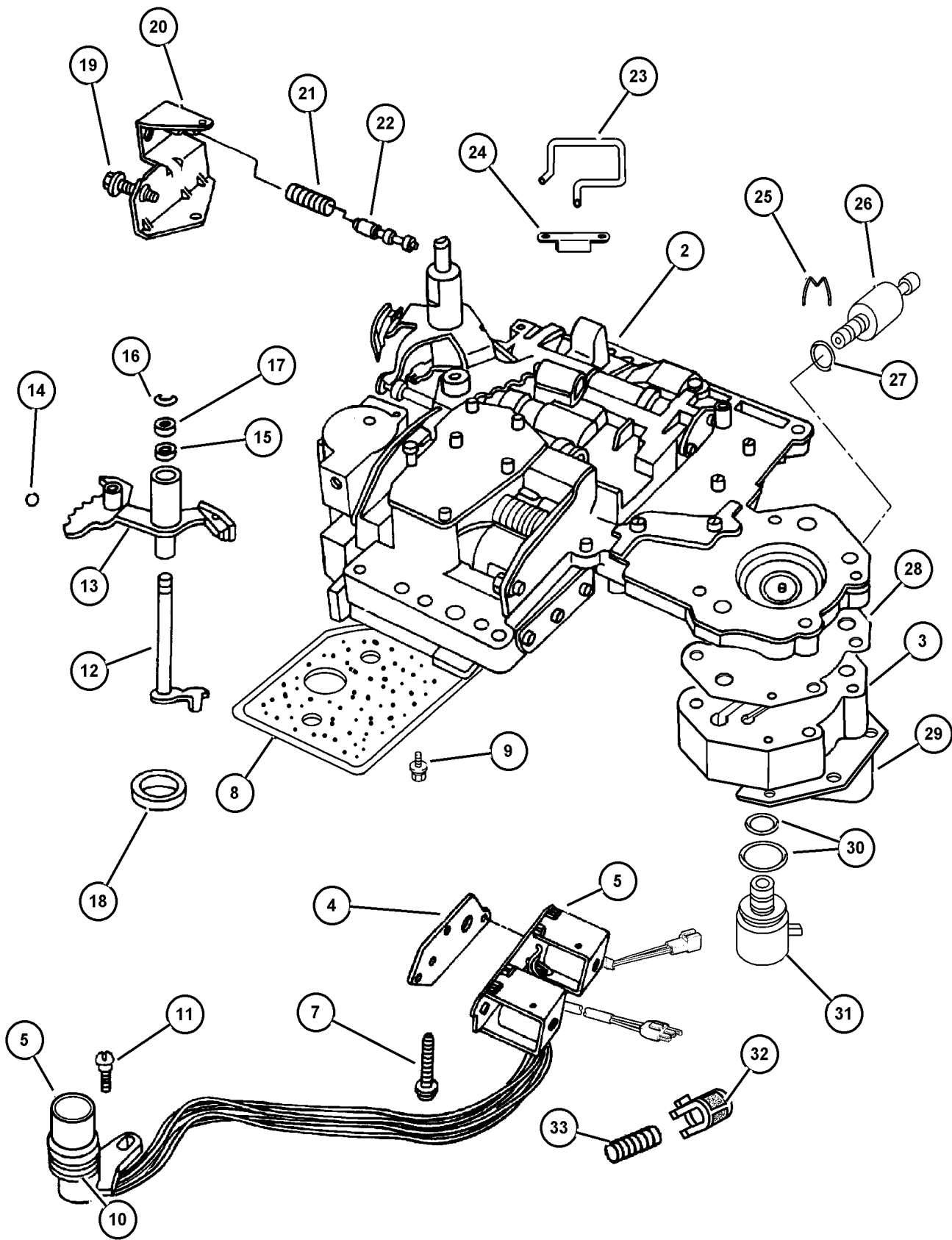
Valve Body 44RE (DGW)
Figure 44RE-710

ITEM	PART NUMBER	QTY	LINE	SERIES	BODY	ENGINE	TRANS	TRIM	DESCRIPTION
	4130 492	1	J			EL0	DGW		52119522
		1	J			EL0	DGW		52119522 AC
		1	T			EL0	DGW		52119522
22	4505 036	1	J			EL0	DGW		VALVE, Trans Lockup Switch
		1	J			EL0	DGW		52119522AC
		1	T			EL0	DGW		52119522
23	4617 008	1	J			EL0	DGW		TUBE, Boost Valve
		1	J			EL0	DGW		52119522AC
		1	T			EL0	DGW		52119522
24									RETAINER, Boost Valve Oil Supply Tube
	5211 7958	1	J			EL0	DGW		52119522
		1	T			EL0	DGW		52119522 AC
25									CLIP, Transmission Governor Transducer
	4617 219	1	J			EL0	DGW		52119522
		1	J			EL0	DGW		52119522 AC
		1	T			EL0	DGW		52119522
26									TRANSDUCER, Pressure Sensor
	5602 7720	1	J			EL0	DGW		52119522
	56041 403AA	1	J			EL0	DGW		52119522 AC
	5602 7720	1	T			EL0	DGW		52119522
27									O RING, Pressure Switch
	6034 493	1	J			EL0	DGW		52119522
		1	J			EL0	DGW		52119522 AC
		1	T			EL0	DGW		52119522
28									GASKET, Transmission Solenoid
	4617 216	1	J			EL0	DGW		52119522
		1	J			EL0	DGW		52119522 AC
		1	T			EL0	DGW		52119522
29									RETAINER, Transmission Governor Solenoid
	4617 211	1	J			EL0	DGW		52119522
		1	J			EL0	DGW		52119522 AC
		1	T			EL0	DGW		52119522
30									O RING PACKAGE, Valve Body, Transmission
	4723 549	1	J			EL0	DGW		52119522
		1	J			EL0	DGW		52119522AC
		1	T			EL0	DGW		52119522
31									SOLENOID, Transmission Governor

JEEP GRAND CHEROKEE (ZJ)
 SERIES LINE BODY ENGINE TRANSMISSION
 L = Low Line J = 4WD 74 = 4 Door ERH, ER0 = 4.0L Power Tech I-6. DGW = 4 Speed Auto. 44RE
 ELF, EL0 = 5.2L V8 MPI DGK = 4 Speed Auto. 42RE
 EML, EM0 = 5.9L V8 MPI DGT = 4 Speed Auto. 46RE
 DG0 = All Speed Auto.

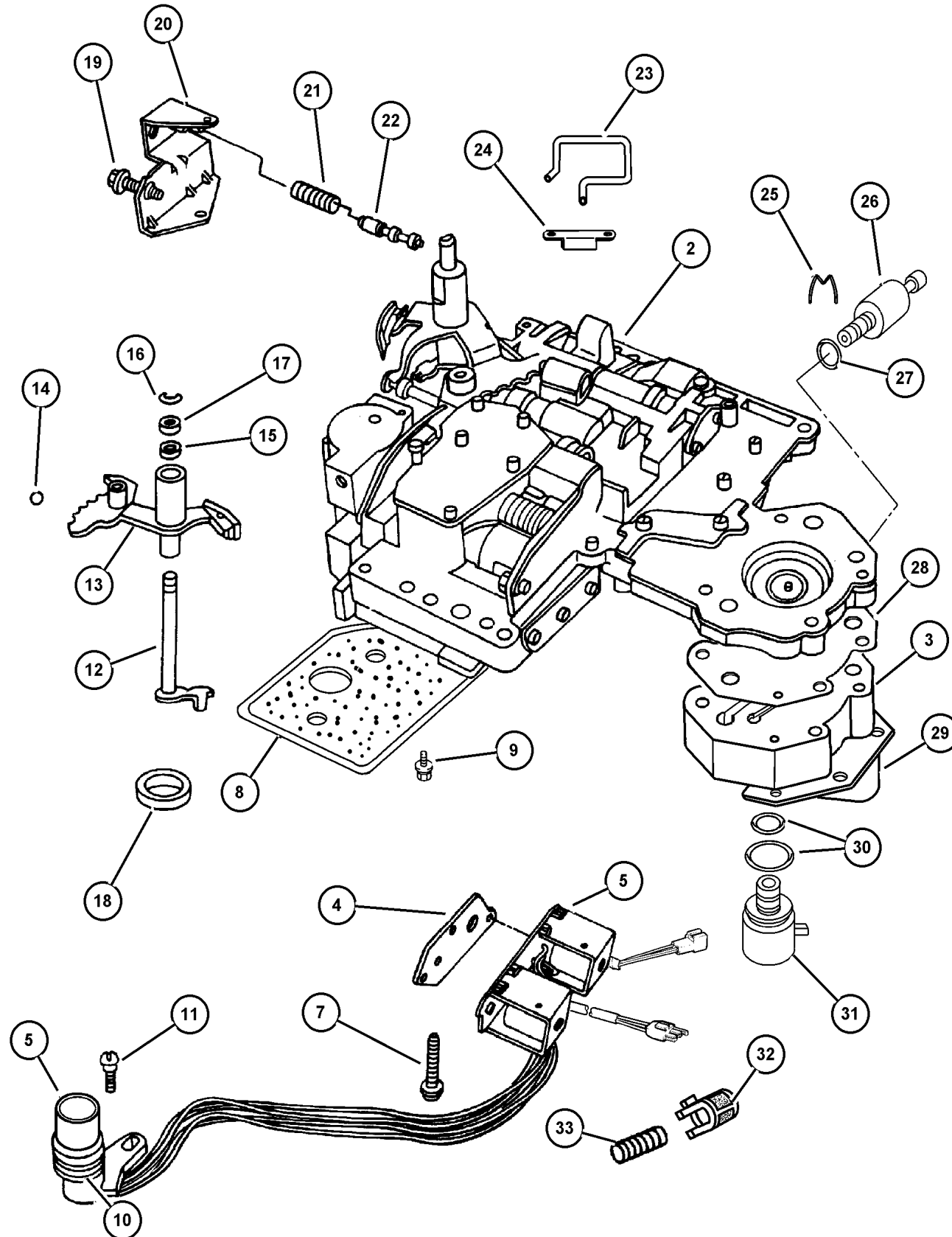
AR = Use as required - = Non illustrated part # = New this model year

October 20, 2004



Valve Body 44RE (DGW)
Figure 44RE-710

ITEM	PART NUMBER	QTY	LINE	SERIES	BODY	ENGINE	TRANS	TRIM	DESCRIPTION
	4617 210	1	J			EL0	DGW		52119522
		1	J			EL0	DGW		52119522 AC
32		1	T			EL0	DGW		SCREEN, Transmission Regulator Valve
	3878 313	1	J			EL0	DGW		52119522
		1	J			EL0	DGW		52119522AC
		1	T			EL0	DGW		52119522AC
33									SPRING, Limit Valve
	4348 907	1	J			EL0	DGW		52119522
		1	J			EL0	DGW		52119522AC
		1	T			EL0	DGW		52119522AC

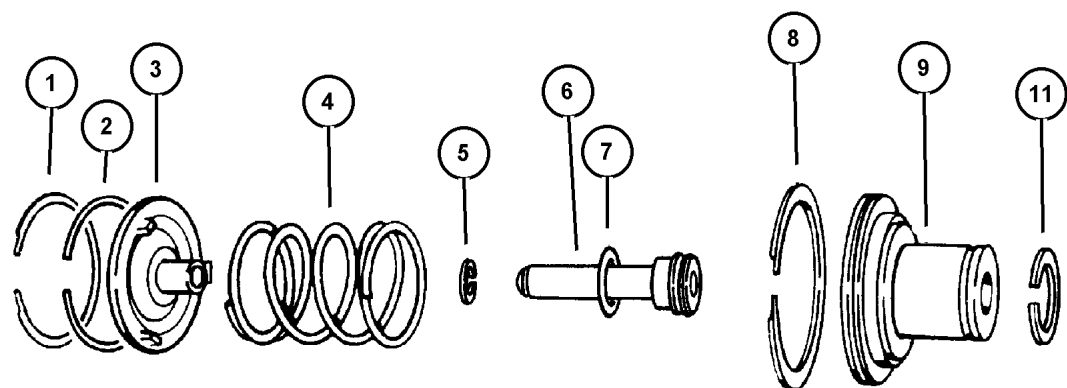


JEEP GRAND CHEROKEE (ZJ)
 SERIES LINE BODY ENGINE TRANSMISSION
 L = Low Line J = 4WD 74 = 4 Door ERH, ER0 = 4.0L Power Tech I-6. DGW = 4 Speed Auto. 44RE
 ELF, EL0 = 5.2L V8 MPI DGK = 4 Speed Auto. 42RE
 EML, EM0 = 5.9L V8 MPI DGT = 4 Speed Auto. 46RE
 DG0 = All Speed Auto.

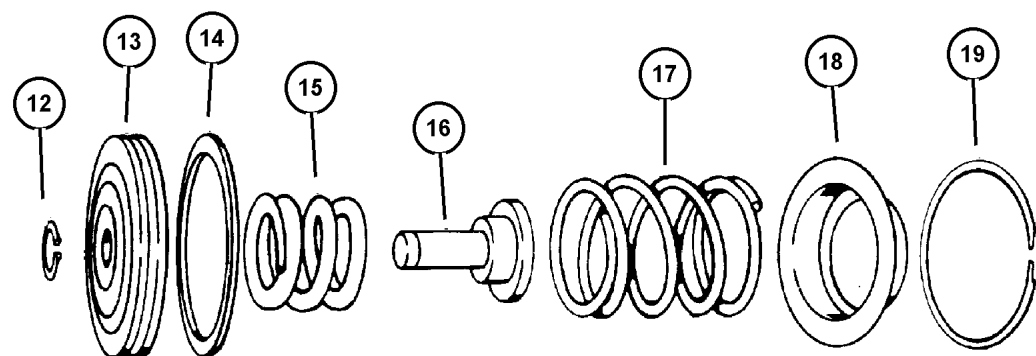
AR = Use as required - = Non illustrated part # = New this model year

October 20, 2004

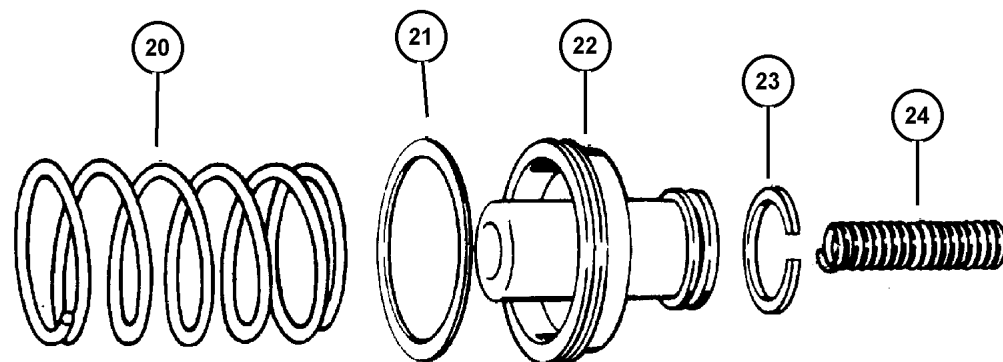
Servos 44RE (DGW)
Figure 44RE-720



KICKDOWN SERVO



LOW AND REVERSE SERVO



ACCUMULATOR PISTON AND SPRING

ITEM	PART NUMBER	QTY	LINE	SERIES	BODY	ENGINE	TRANS	TRIM	DESCRIPTION
1	6028 863	1	J			EL0	DGW		SNAP RING, Kickdown, 2.377
			J			EL0	DGW		52119522
			T			EL0	DGW		52119522 AC
2	4295 966	1	J			EL0	DGW		SEAL, Servo Guide
			J			EL0	DGW		52119522
			T			EL0	DGW		52119522 AC
3	3410 332	1	J			EL0	DGW		GUIDE, Kickdown Servo
			J			EL0	DGW		52119522
			T			EL0	DGW		52119522 AC
4	4531 119	1	J			EL0	DGW		SPRING, Kickdown Servo Piston
			J			EL0	DGW		52119522
			T			EL0	DGW		52119522 AC
5	6031 392	1	J			EL0	DGW		SNAP RING, Brake Master Cylinder
			J			EL0	DGW		52119522
			T			EL0	DGW		52119522AC
6	4058 780	1	J			EL0	DGW		ROD, Kickdown Servo Piston
			J			EL0	DGW		52119522
			T			EL0	DGW		52119522 AC
7	6028 864	1	J			EL0	DGW		O RING, Kick Down Servo
			J			EL0	DGW		52119522
			T			EL0	DGW		52119522 AC
8	4295 966	1	J			EL0	DGW		SEAL, Servo Guide
			J			EL0	DGW		52119522
			T			EL0	DGW		52119522 AC
9	4058 777	1	J			EL0	DGW		PISTON, Kickdown Servo
			J			EL0	DGW		52119522
			T			EL0	DGW		52119522 AC
-10	6028 864	1	J			EL0	DGW		O RING, Kick Down Servo
			J			EL0	DGW		52119522
			T			EL0	DGW		52119522 AC
11	3743 033	1	J			EL0	DGW		SEAL, Kickdown Servo
									52119522

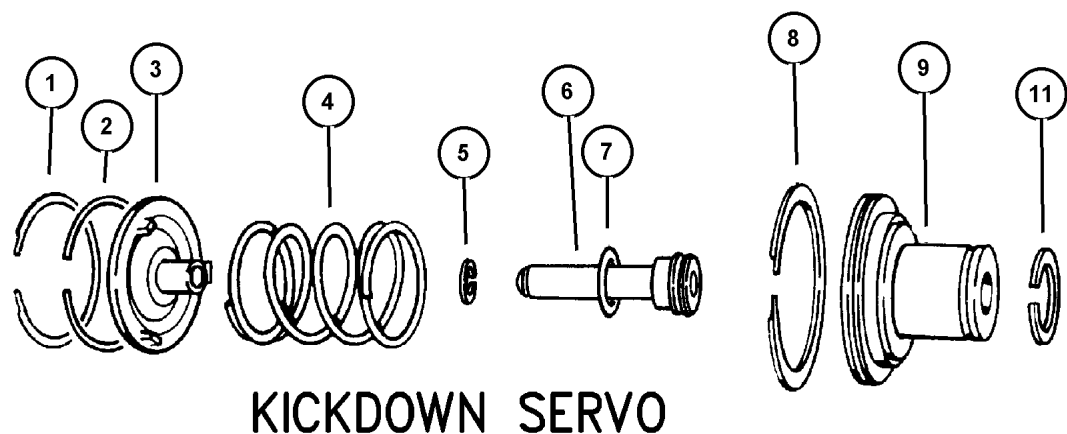
JEEP GRAND CHEROKEE (ZJ)

SERIES	LINE	BODY	ENGINE	TRANSMISSION
L = Low Line	J = 4WD T = 2WD	74 = 4 Door	ERH, ER0 = 4.0L Power Tech I-6. ELF, EL0 = 5.2L V8 MPI EML, EM0 = 5.9L V8 MPI	DGW = 4 Speed Auto. 44RE DGK = 4 Speed Auto. 42RE DGT = 4 Speed Auto. 46RE DGO = All Speed Auto.

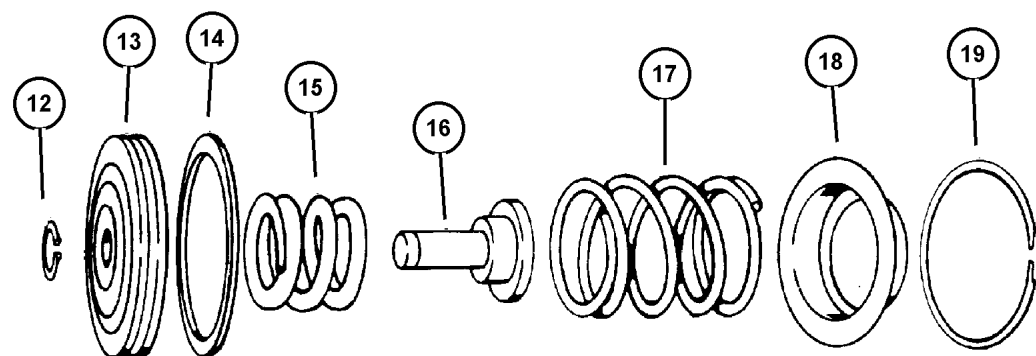
AR = Use as required - = Non illustrated part # = New this model year

October 20, 2004

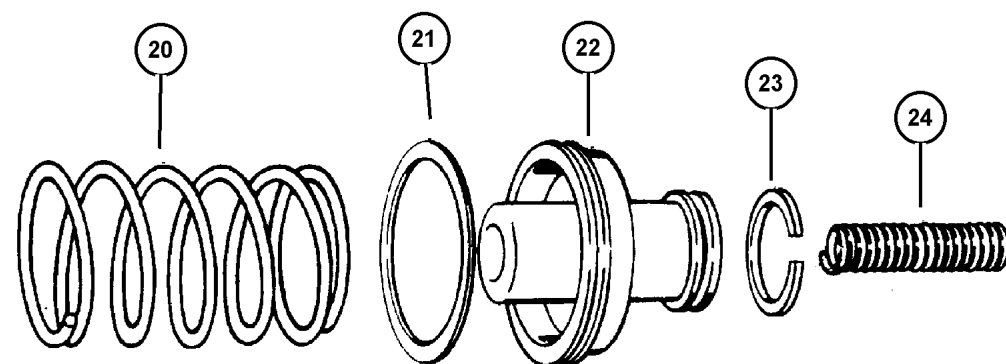
Servos 44RE (DGW)
Figure 44RE-720



KICKDOWN SERVO



LOW AND REVERSE SERVO



ACCUMULATOR PISTON AND SPRING

ITEM	PART NUMBER	QTY	LINE	SERIES	BODY	ENGINE	TRANS	TRIM	DESCRIPTION
		1	J			EL0	DGW		52119522 AC
		1	T			EL0	DGW		
12	6027 153	1	J			EL0	DGW		SNAP RING, .435 ID
		1	J			EL0	DGW		52119522
		1	J			EL0	DGW		52119522 AC
		1	T			EL0	DGW		
13	5211 8744	1	J			EL0	DGW		PISTON, Reverse Servo
		1	J			EL0	DGW		52119522
		1	J			EL0	DGW		52119522 AC
		1	T			EL0	DGW		
14	4202 864	1	J			EL0	DGW		SEAL, Reverse Servo Piston
		1	J			EL0	DGW		52119522
		1	J			EL0	DGW		52119522 AC
		1	T			EL0	DGW		
15	4130 824	1	J			EL0	DGW		SPRING, Reverse Servo Piston
		1	J			EL0	DGW		52119522
		1	J			EL0	DGW		52119522 AC
		1	T			EL0	DGW		
16	52118 740AB	1	J			EL0	DGW		PLUG, Reverse Servo Piston
		1	J			EL0	DGW		52119522
		1	J			EL0	DGW		52119522 AC
		1	T			EL0	DGW		
17	2801 274	1	J			EL0	DGW		SPRING, Reverse Servo Piston
		1	J			EL0	DGW		52119522
		1	J			EL0	DGW		52119522 AC
		1	T			EL0	DGW		
18	2464 463	1	J			EL0	DGW		RETAINER, Transmission Rear Clutch
		1	J			EL0	DGW		52119522
		1	J			EL0	DGW		52119522 AC
		1	T			EL0	DGW		
19	2464 464	1	J			EL0	DGW		SNAP RING
		1	J			EL0	DGW		52119522
		1	J			EL0	DGW		52119522 AC
		1	T			EL0	DGW		
20	4531 259	1	J			EL0	DGW		SPRING, Transmission Accumulator
		1	J			EL0	DGW		52119522
		1	J			EL0	DGW		52119522 AC
		1	T			EL0	DGW		
21	3743 013	1	J			EL0	DGW		SEAL, Piston Accumulator
		1	J			EL0	DGW		52119522
		1	J			EL0	DGW		52119522AC

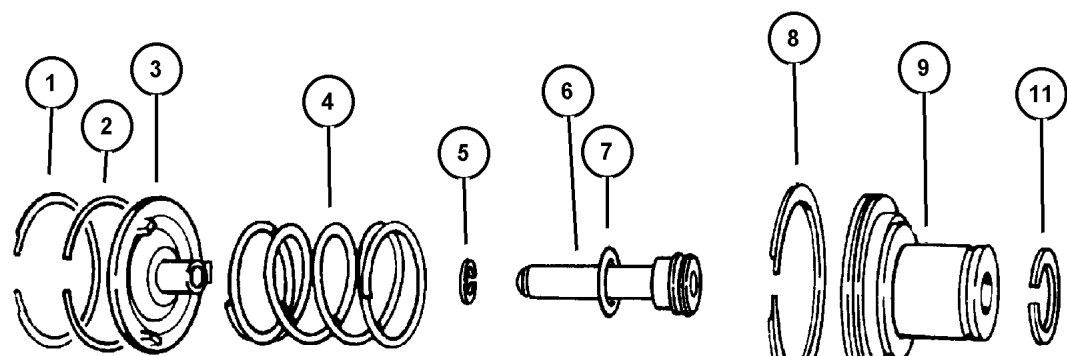
JEEP GRAND CHEROKEE (ZJ)

SERIES	LINE	BODY	ENGINE	TRANSMISSION
L = Low Line	J = 4WD T = 2WD	74 = 4 Door	ERH, ER0 = 4.0L Power Tech I-6. ELF, EL0 = 5.2L V8 MPI EML, EM0 = 5.9L V8 MPI	DGW = 4 Speed Auto. 44RE DGK = 4 Speed Auto. 42RE DGT = 4 Speed Auto. 46RE DGO = All Speed Auto.

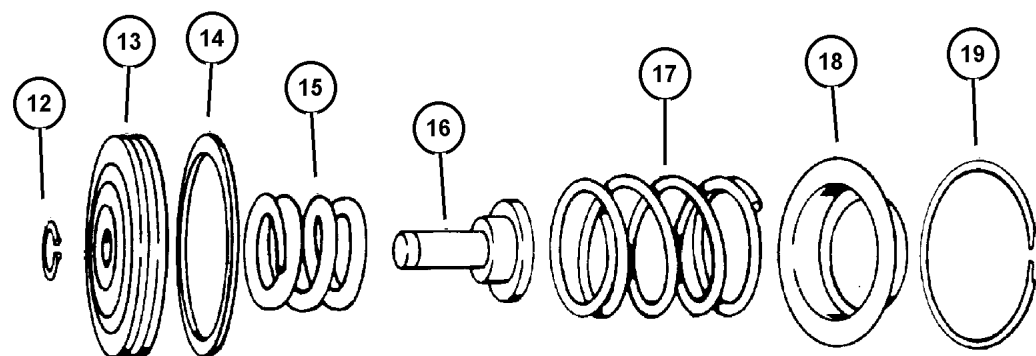
AR = Use as required - = Non illustrated part # = New this model year

October 20, 2004

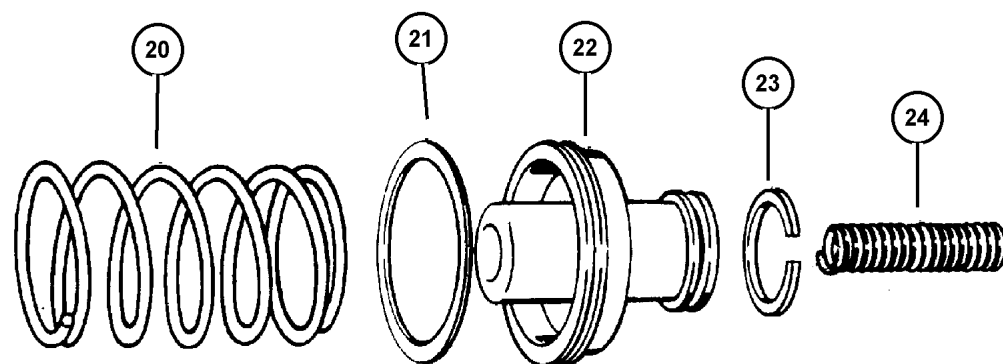
Servos 44RE (DGW)
Figure 44RE-720



KICKDOWN SERVO



LOW AND REVERSE SERVO



ACCUMULATOR PISTON AND SPRING

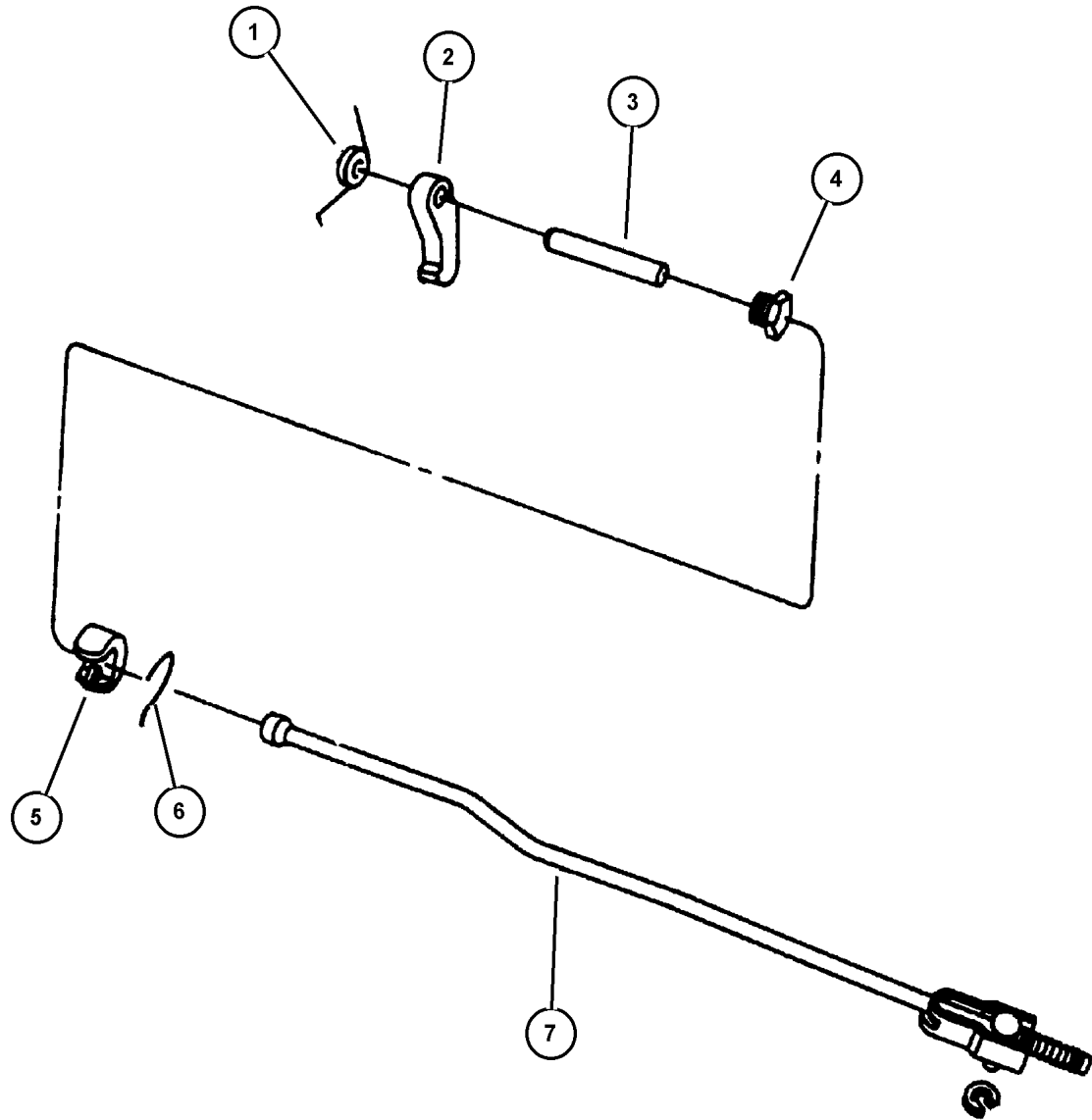
ITEM	PART NUMBER	QTY	LINE	SERIES	BODY	ENGINE	TRANS	TRIM	DESCRIPTION
		1	T			EL0	DGW		
22	3743 650	1	J			EL0	DGW		PISTON, Accumulator 52119522
		1	J			EL0	DGW		52119522 AC
		1	T			EL0	DGW		
23	3743 010	1	J			EL0	DGW		SEAL, Piston Accumulator 52119522
		1	J			EL0	DGW		52119522 AC
		1	T			EL0	DGW		
24	4617 529	1	J			EL0	DGW		SPRING, Accumulator Piston
		1	T			EL0	DGW		

JEEP GRAND CHEROKEE (ZJ)
 SERIES LINE BODY ENGINE TRANSMISSION
 L = Low Line J = 4WD 74 = 4 Door ERH, ER0 = 4.0L Power Tech I-6. DGW = 4 Speed Auto. 44RE
 ELF, EL0 = 5.2L V8 MPI DGK = 4 Speed Auto. 42RE
 EML, EM0 = 5.9L V8 MPI DGT = 4 Speed Auto. 46RE
 DG0 = All Speed Auto.

AR = Use as required - = Non illustrated part # = New this model year

October 20, 2004

**Parking Sprag 44RE (DGW)
Figure 44RE-730**

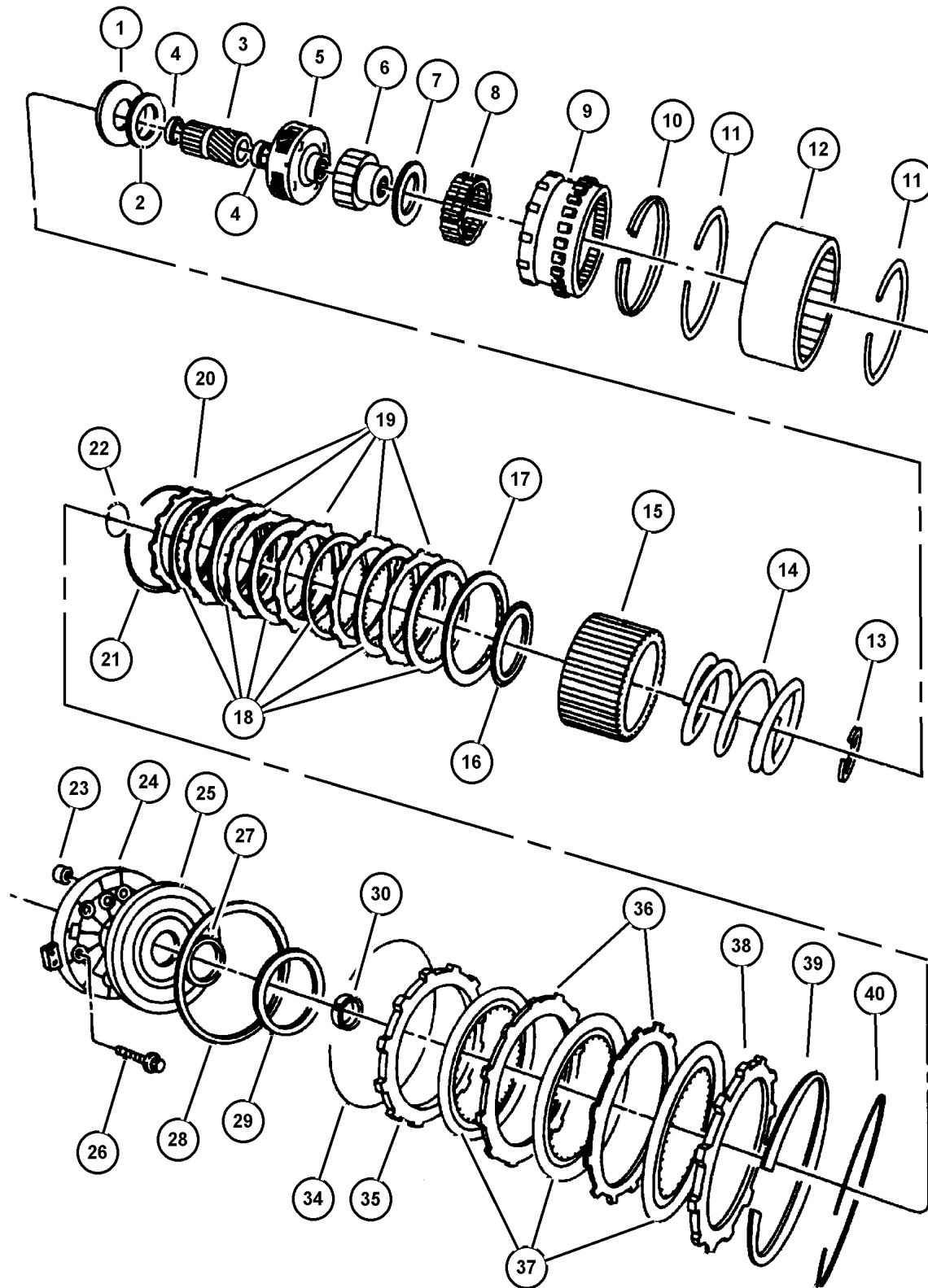


ITEM	PART NUMBER	QTY	LINE	SERIES	BODY	ENGINE	TRANS	TRIM	DESCRIPTION
1	2466 909	1	J			EL0	DGW		SPRING, Parking Sprag
		1	J			EL0	DGW		52119522
		1	T			EL0	DGW		52119522AC
2	4471 415	1	J			EL0	DGW		SPRAG, Transmission Parking
		1	J			EL0	DGW		52119522
		1	T			EL0	DGW		52119522AC
3	2466 892	1	J			EL0	DGW		SHAFT, Parking Sprag
		1	J			EL0	DGW		52119522
		1	T			EL0	DGW		52119522AC
4	2538 042	1	J			EL0	DGW		PLUG, Parking Sprag
		1	J			EL0	DGW		52119522
		1	T			EL0	DGW		52119522AC
5	2538 034	1	J			EL0	DGW		SNAP RING, Transmission
		1	J			EL0	DGW		52119522
		1	T			EL0	DGW		52119522AC
6	4431 748	1	J			EL0	DGW		ROD, Parking Sprag
		1	J			EL0	DGW		52119522
		1	T			EL0	DGW		52119522 AC
7	6035 256	1	J			EL0	DGW		SNAP RING, Rod
		1	J			EL0	DGW		52119522
		1	T			EL0	DGW		52119522AC

JEEP GRAND CHEROKEE (ZJ)

SERIES	LINE	BODY	ENGINE	TRANSMISSION
L = Low Line	J = 4WD T = 2WD	74 = 4 Door	ERH, ER0 = 4.0L Power Tech I-6. ELF, EL0 = 5.2L V8 MPI EML, EM0 = 5.9L V8 MPI	DGW = 4 Speed Auto. 44RE DGK = 4 Speed Auto. 42RE DGT = 4 Speed Auto. 46RE DG0 = All Speed Auto.

Clutch 44RE (DGW)
Figure 44RE-1010



ITEM	PART NUMBER	QTY	LINE	SERIES	BODY	ENGINE	TRANS	TRIM	DESCRIPTION
1									PLATE PACKAGE, Transmission Module
	4740 774	2	J			EL0	DGW		52119522
		1	J			EL0	DGW		52119522 AC
		2	T			EL0			
2									BEARING, Overdrive, (NOT SERVICED) (Not Serviced)
3									GEAR, Overdrive Sun
	4778 742	1	J			EL0	DGW		52119522
		1	J			EL0	DGW		52119522 AC
		1	T			EL0	DGW		
4									BUSHING, (NOT SERVICED) (Not Serviced)
5									CARRIER, O/Drive Planet Pinion
	4798 520	1	J			EL0	DGW		52119522
		1	J			EL0	DGW		52119522 AC
		1	T			EL0	DGW		
6									RACE, Overrunning Clutch
	4461 124	1	J			EL0	DGW		52119522
		1	J			EL0	DGW		52119522 AC
		1	T			EL0	DGW		
7									THRUST BEARING, Ovedrive Third Position
	4461 014	1	J			EL0	DGW		52119522
		1	J			EL0	DGW		52119522 AC
		1	T			EL0	DGW		
8									CLUTCH, Overdrive Overrunning
	4461 015	1	J			EL0	DGW		52119522
		1	J			EL0	DGW		52119522 AC
		1	T			EL0	DGW		
9									GEAR, Overdrive Annulus
	4761 010	1	J			EL0	DGW		52119522
		1	J			EL0	DGW		52119522 AC
		1	T			EL0	DGW		
10									SNAP RING, 5.25 OD
	4461 059	1	J			EL0	DGW		52119522
		1	J			EL0	DGW		52119522 AC
		1	T			EL0	DGW		
11									SNAP RING, 6.00 OD
	4461 060	2	J			EL0	DGW		52119522
		2	J			EL0	DGW		52119522 AC
		2	T			EL0			
12									DRUM, Automatic Transmission

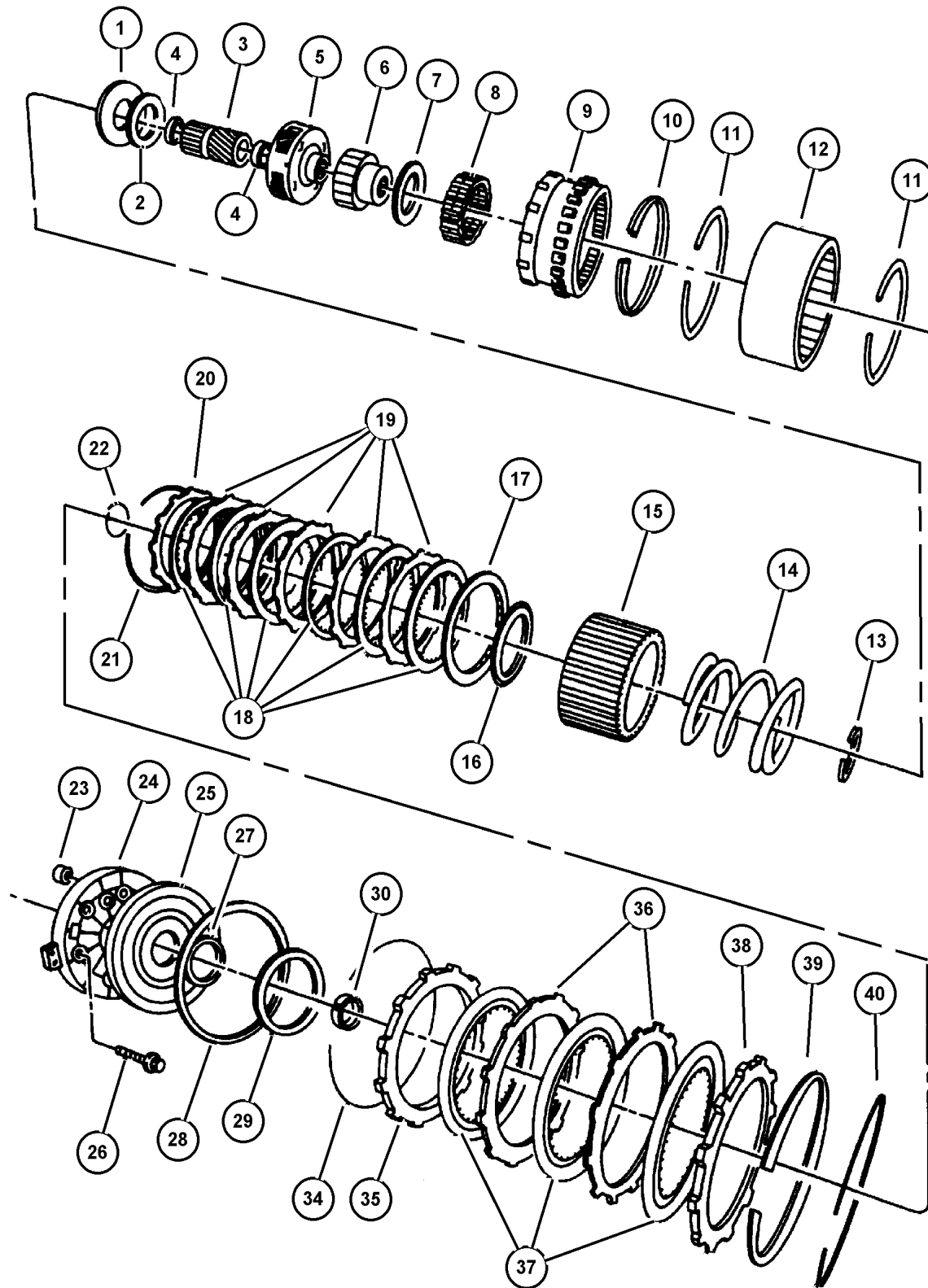
JEEP GRAND CHEROKEE (ZJ)

SERIES	LINE	BODY	ENGINE	TRANSMISSION
L = Low Line	J = 4WD T = 2WD	74 = 4 Door	ERH, ER0 = 4.0L Power Tech I-6. ELF, EL0 = 5.2L V8 MPI EML, EM0 = 5.9L V8 MPI	DGW = 4 Speed Auto. 44RE DGK = 4 Speed Auto. 42RE DGT = 4 Speed Auto. 46RE DGO = All Speed Auto.

AR = Use as required - = Non illustrated part # = New this model year

October 20, 2004

Clutch 44RE (DGW)
Figure 44RE-1010



ITEM	PART NUMBER	QTY	LINE	SERIES	BODY	ENGINE	TRANS	TRIM	DESCRIPTION
	4461 089	1	J			EL0	DGW		52119522
		1	J			EL0	DGW		52119522 AC
		1	T			EL0	DGW		
13	4461 063	1	J			EL0	DGW		SNAP RING, 2.1875 OD
		1	J			EL0	DGW		52119522
		1	T			EL0	DGW		52119522 AC
14	4461 027	1	J			EL0	DGW		SPRING, Direct Clutch
		1	J			EL0	DGW		52119522
		1	T			EL0	DGW		52119522 AC
15	4461 072	1	J			EL0	DGW		HUB, Direct Clutch
		1	J			EL0	DGW		52119522
		1	T			EL0	DGW		52119522 AC
16	4446 724	1	J			EL0	DGW		THRUST BEARING, Overdrive
		1	J			EL0	DGW		52119522
		1	T			EL0	DGW		52119522 AC
17		1	J			EL0	DGW		PLATE, Transmission Clutch Reaction
	4461 030	1	J			EL0	DGW		52119522
		1	J			EL0	DGW		52119522 AC
		1	T			EL0	DGW		
18									DISC, Direct Clutch
	4461 042	8	J			EL0	DGW		52119522
		8	J			EL0	DGW		52119522 AC
		8	T			EL0	DGW		
19									PLATE, Transmission Clutch Reaction
	4461 054	7	J			EL0	DGW		52119522
		7	J			EL0	DGW		52119522 AC
		7	T			EL0	DGW		
20									PLATE, Transmission Clutch Reaction
	4461 031	1	J			EL0	DGW		52119522
		1	J			EL0	DGW		52119522 AC
		1	T			EL0	DGW		
21									SPRING, Direct Clutch
	4461 032	1	J			EL0	DGW		52119522
	4461 027	1	J			EL0	DGW		52119522 AC
	4461 032	1	T			EL0	DGW		
22									SNAP RING, 1.875" OD

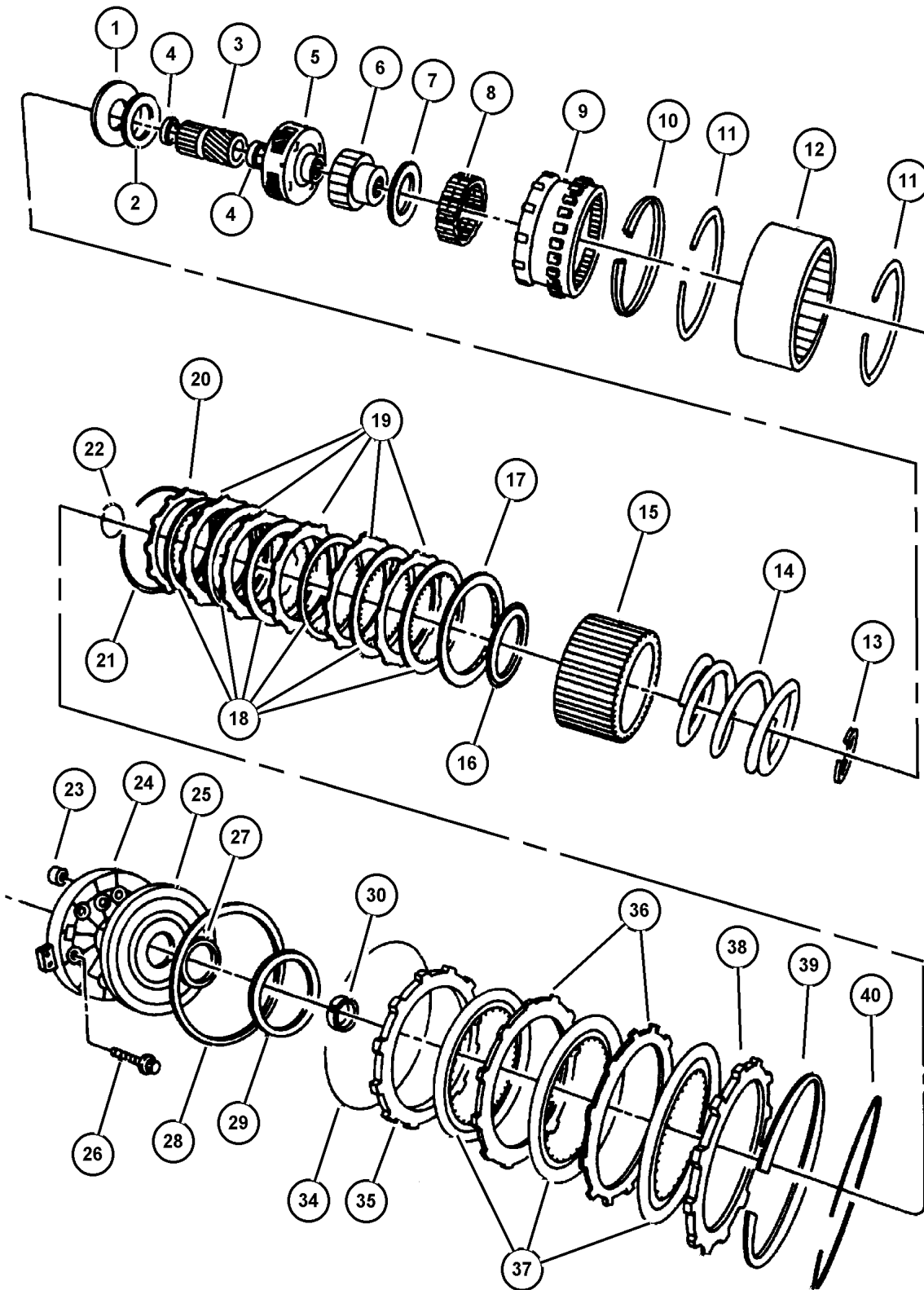
JEEP GRAND CHEROKEE (ZJ)

SERIES	LINE	BODY	ENGINE	TRANSMISSION
L = Low Line	J = 4WD T = 2WD	74 = 4 Door	ERH, ER0 = 4.0L Power Tech I-6. ELF, EL0 = 5.2L V8 MPI EML, EM0 = 5.9L V8 MPI	DGW = 4 Speed Auto. 44RE DGK = 4 Speed Auto. 42RE DGT = 4 Speed Auto. 46RE DGO = All Speed Auto.

AR = Use as required - = Non illustrated part # = New this model year

October 20, 2004

Clutch 44RE (DGW)
Figure 44RE-1010



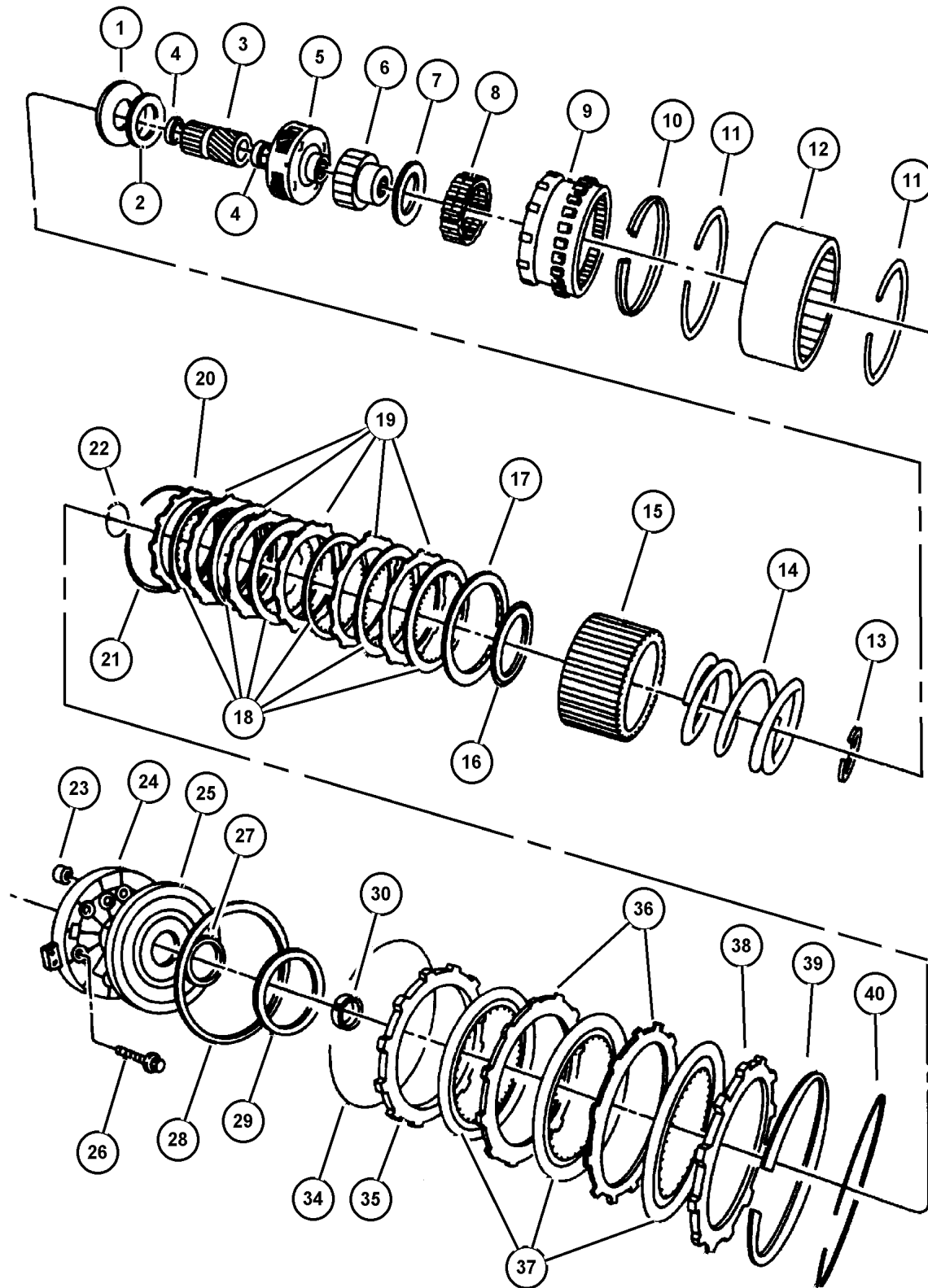
ITEM	PART NUMBER	QTY	LINE	SERIES	BODY	ENGINE	TRANS	TRIM	DESCRIPTION
	4461 064	1	J			EL0	DGW		52119522
		1	J			EL0	DGW		52119522 AC
		1	T			EL0	DGW		
23	4412 583	1	J			EL0	DGW		FILTER, Overdrive Clutch 52119522
		1	J			EL0	DGW		52119522 AC
		1	T			EL0	DGW		
24									RETAINER, Transmission Overdrive Clutch Piston
	4617 246	1	J			EL0	DGW		52119522
		1	J			EL0	DGW		52119522 AC
		1	T			EL0	DGW		
25									PISTON, Overdrive Clutch
	5211 8599	1	J			EL0	DGW		52119522
		1	J			EL0	DGW		52119522 AC
		1	T			EL0	DGW		
26									BOLT, Hex Head, .25-28x1-5/8
	6033 479	6	J			EL0	DGW		52119522
		6	J			EL0	DGW		52119522 AC
		6	T			EL0	DGW		
27									SEAL, Overdrive Clutch Piston
	4431 697	1	J			EL0	DGW		52119522
		1	J			EL0	DGW		52119522 AC
		1	T			EL0	DGW		
28									SEAL, Overdrive Clutch Piston
	4431 696	1	J			EL0	DGW		52119522
		1	J			EL0	DGW		52119522 AC
		1	T			EL0	DGW		
29									PLATE, Transmission O/Drive Clutch
	4431 585	1	J			EL0	DGW		.123' - .125' Thick, 52119522
		1	J			EL0	DGW		.123' - .125' Thick, 52119522AC
	4431 586	1	J			EL0	DGW		.153' - .155' Thick, 52119522AC
		1	J			EL0	DGW		.153' - .155' Thick, 52119522
	4431 587	1	J			EL0	DGW		.183' - .185' Thick, 52119522
		1	J			EL0	DGW		.183' - .185' Thick, 52119522AC
	4431 588	1	J			EL0	DGW		.213' - .215' Thick, 52119522AC
		1	J			EL0	DGW		.213' - .215' Thick, 52119522
	4431 590	1	J			EL0	DGW		.243' - .245' Thick, 52119522
		1	J			EL0	DGW		.243' - .245' Thick, 52119522AC
	4431 731	1	J			EL0	DGW		.138' - .140' Thick, 52119522AC
		1	J			EL0	DGW		.138' - .140' Thick, 52119522
	4431 732	1	J			EL0	DGW		.168' - .170' Thick, 52119522

JEEP GRAND CHEROKEE (ZJ)
SERIES LINE BODY ENGINE TRANSMISSION
L = Low Line J = 4WD 74 = 4 Door ERH, ER0 = 4.0L Power Tech I-6. DGW = 4 Speed Auto. 44RE
ELF, EL0 = 5.2L V8 MPI DGK = 4 Speed Auto. 42RE
EML, EM0 = 5.9L V8 MPI DGT = 4 Speed Auto. 46RE
DGO = All Speed Auto.

AR = Use as required - = Non illustrated part # = New this model year

October 20, 2004

Clutch 44RE (DGW)
Figure 44RE-1010



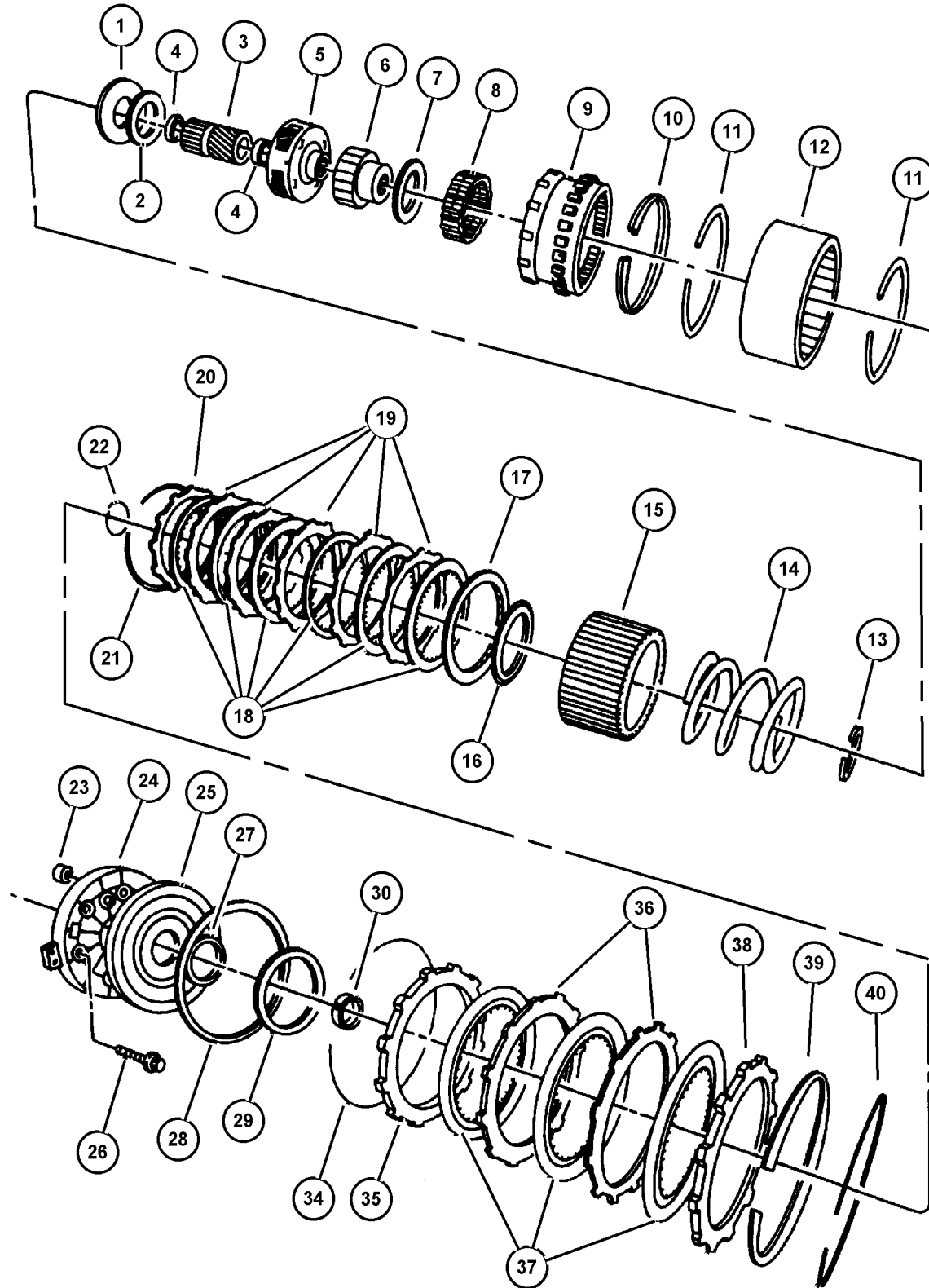
ITEM	PART NUMBER	QTY	LINE	SERIES	BODY	ENGINE	TRANS	TRIM	DESCRIPTION
		1	J			EL0	DGW		.168'-.170' Thick, 52119522AC
	4431 733	1	J			EL0	DGW		.198'-.200' Thick, 52119522AC
		1	J			EL0	DGW		.198'-.200' Thick, 52119522
	4431 734	1	J			EL0	DGW		.228'-.230' Thick, 52119522
		1	J			EL0	DGW		.228'-.230' Thick, 52119522AC
30									SPACER, Intermediate Shaft, 1.58mm
	4431 916	1	J			EL0	DGW		52119522 AC
		1	J			EL0	DGW		52119522
		1	T			EL0	DGW		
-31									SPACER, Intermediate Shaft, .175
	4431 917	1	J			EL0	DGW		52119522
		1	J			EL0	DGW		52119522AC
		1	T			EL0	DGW		
-32									SPACER, Intermediate Shaft, .193
	4431 918	1	J			EL0	DGW		52119522
		1	J			EL0	DGW		52119522AC
		1	T			EL0	DGW		
-33									SPACER, Intermediate Shaft, .211
	4431 919	1	J			EL0	DGW		52119522
		1	J			EL0	DGW		52119522AC
		1	T			EL0	DGW		
34									SNAP RING, Overdrive Clutch
	4461 082	1	J			EL0	DGW		52119522
	4461 194	1	J			EL0	DGW		52119522 AC
	4461 082	1	T			EL0	DGW		
35									PLATE, Transmission Clutch Reaction
	4461 031	1	J			EL0	DGW		52119522
		1	J			EL0	DGW		52119522 AC
		1	T			EL0	DGW		
36									PLATE, Transmission Clutch Reaction
	4461 030	1	J			EL0	DGW		52119522 AC
	4461 047	3	J			EL0			52119522
		3	T			EL0	DGW		
37									DISC, Direct Clutch
	4461 181	4	J			EL0	DGW		52119522 AC
		4	J			EL0			52119522
		4	T			EL0	DGW		
38									PLATE, Transmission Clutch Reaction

JEEP GRAND CHEROKEE (ZJ)
SERIES LINE BODY ENGINE TRANSMISSION
L = Low Line J = 4WD 74 = 4 Door ERH, ER0 = 4.0L Power Tech I-6. DGW = 4 Speed Auto. 44RE
ELF, EL0 = 5.2L V8 MPI DGK = 4 Speed Auto. 42RE
EML, EM0 = 5.9L V8 MPI DGT = 4 Speed Auto. 46RE
DGO = All Speed Auto.

AR = Use as required - = Non illustrated part # = New this model year

October 20, 2004

Clutch 44RE (DGW)
Figure 44RE-1010



ITEM	PART NUMBER	QTY	LINE	SERIES	BODY	ENGINE	TRANS	TRIM	DESCRIPTION
	4461 033	1	J			EL0	DGW		52119522 AC
		2	J			EL0			52119522
		2	T			EL0	DGW		
39									SPRING, Overdrive Clutch
	4461 066	1	J			EL0	DGW		52119522
		1	J			EL0	DGW		52119522 AC
		1	T			EL0	DGW		
40									SNAP RING, 6.50 OD
	4461 065	1	J			EL0	DGW		52119522
		1	J			EL0	DGW		52119522 AC
		1	T			EL0	DGW		

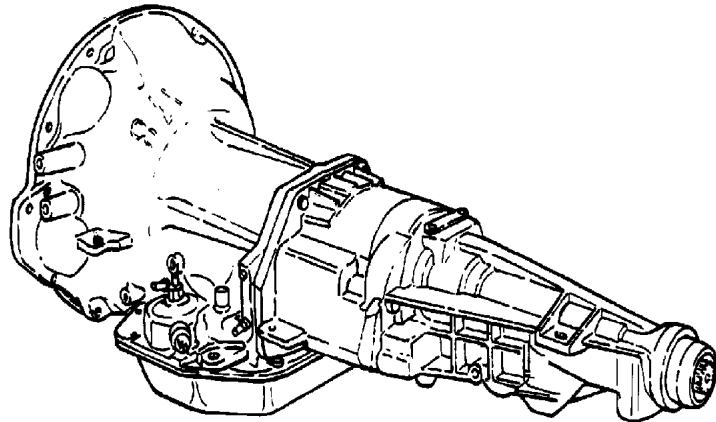
JEEP GRAND CHEROKEE (ZJ)
 SERIES LINE BODY ENGINE TRANSMISSION
 L = Low Line J = 4WD 74 = 4 Door ERH, ER0 = 4.0L Power Tech I-6. DGW = 4 Speed Auto. 44RE
 ELF, EL0 = 5.2L V8 MPI DGK = 4 Speed Auto. 42RE
 EML, EM0 = 5.9L V8 MPI DGT = 4 Speed Auto. 46RE
 DG0 = All Speed Auto.

AR = Use as required - = Non illustrated part # = New this model year

October 20, 2004

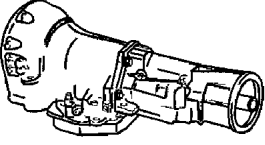
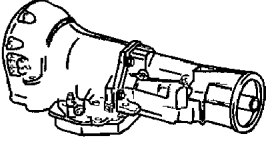


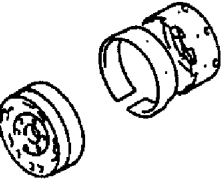
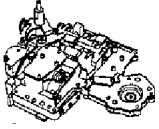
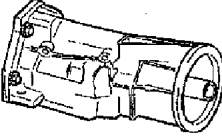
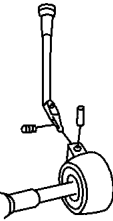
Group - 46RE

Automatic Transmission 4 Speed



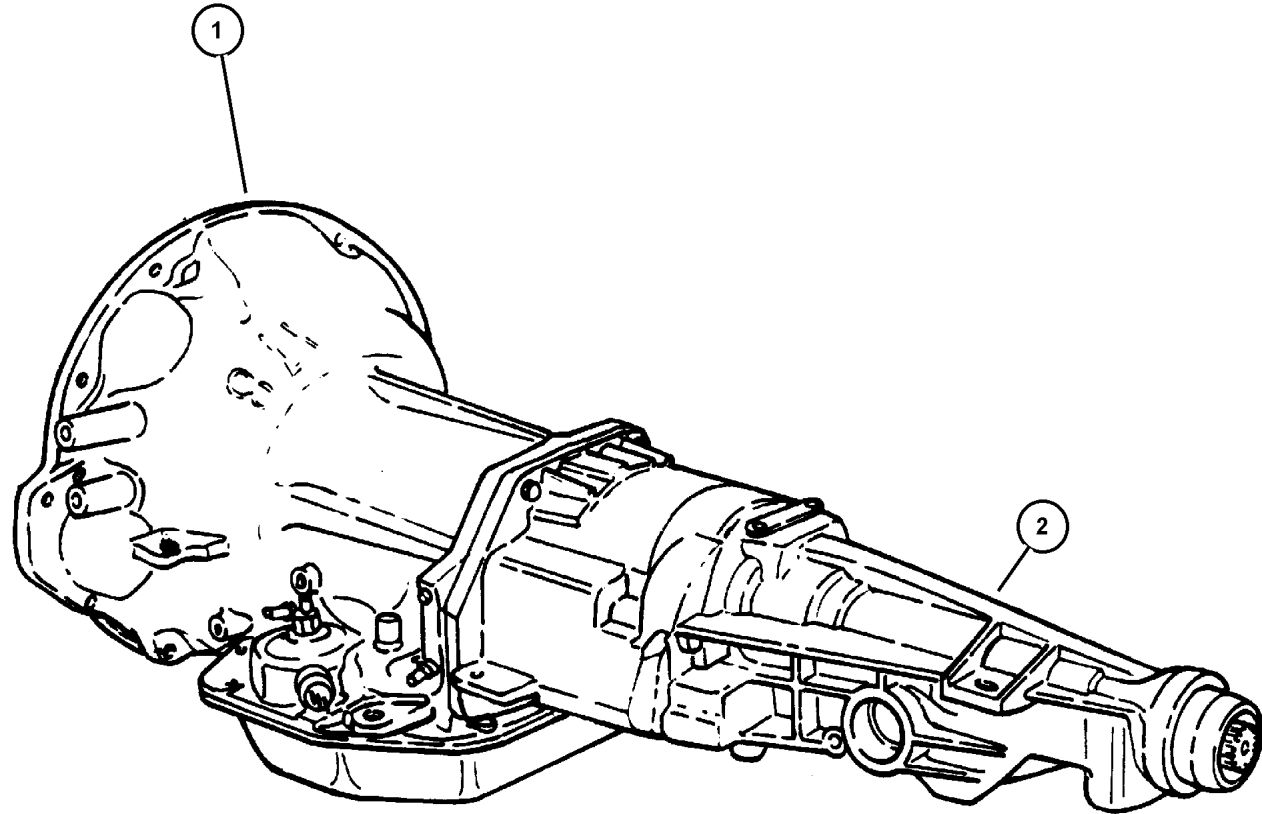
GROUP 46RE - Automatic Transmission 4 Speed

Illustration Title	Group-Fig. No.
Transmission Assembly	
Transmission 46RE DGT	Fig. 46RE-110
Case and Extension	
Case and Related Parts 46RE DGT	Fig. 46RE-210
Adapter 46RE DGT	Fig. 46RE-220
Oil Pump	
Pump, Oil with Reaction Shaft	Fig. 46RE-310
Gear Train	
Clutch, Front and Rear with Gear Train 46RE DGT	Fig. 46RE-410
Gear Train and Intermediate Shaft 46RE DGT	Fig. 46RE-420
Output Shaft 46RE DGT	Fig. 46RE-430
Bands, Reverse and Kickdown	
Bands, Reverse and Kickdown with Linkage 46RE DGT	Fig. 46RE-510
Valve Body	
Valve Body 46RE DGT	Fig. 46RE-710
Servos, Accumulator Piston and Spring 46RE DGT	Fig. 46RE-720
Parking Sprag 46RE DGT	Fig. 46RE-730
Overdrive Gear Train	
Clutch, Overdrive with Gear Train 46RE DGT	Fig. 46RE-1010
Gearshift Controls	
Controls, Gearshift, Floor Mounted, Automatic Transmission, 4 Speed, 46RE	Fig. 46RE-1210

46RE-100 Transmission Assembly 	46RE-200 Case and Extension 	46RE-300 Oil Pump 	46RE-400 Gear Train 
46RE-500 Bands, Reverse and Kickdown 	46RE-700 Valve Body 	46RE-1000 Overdrive Gear Train 	46RE-1200 Gearshift Controls 

Transmission 46RE DGT
Figure 46RE-110

ITEM	PART NUMBER	QTY	LINE	SERIES	BODY	ENGINE	TRANS	TRIM	DESCRIPTION
1	5003 192AB	1	J			EM0	DGT		TRANSMISSION PACKAGE, w/ 52119803AB(package contains 52119803AB, K4736591 Coverter, K1949765 Screw)
2	5211 8155	1	J			EM0	DGT		OVERDRIVE



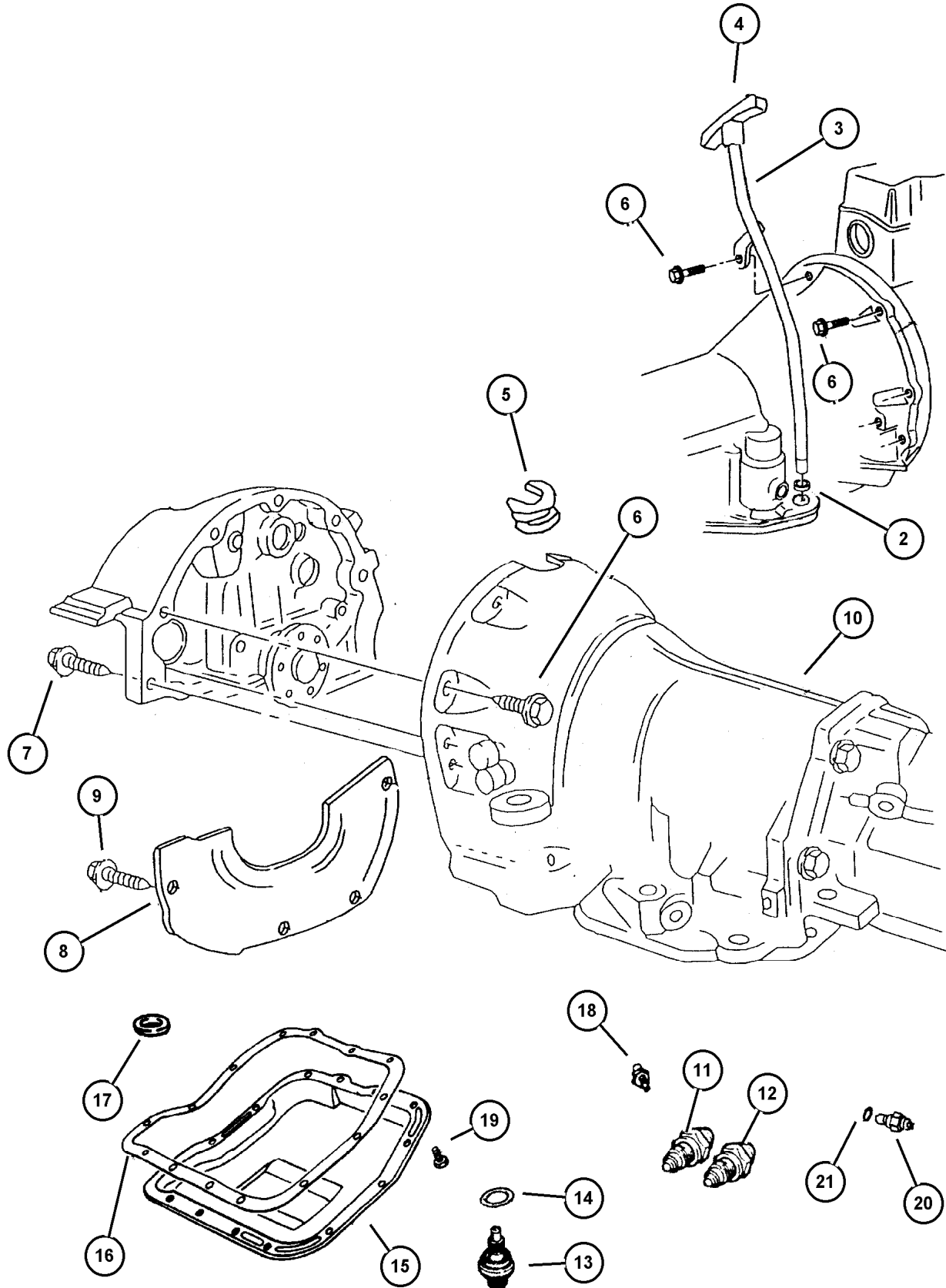
JEEP GRAND CHEROKEE (ZJ)				
SERIES	LINE	BODY	ENGINE	TRANSMISSION
L = Low Line	J = 4WD T = 2WD	74 = 4 Door	ERH, ER0 = 4.0L Power Tech I-6. ELF, EL0 = 5.2L V8 MPI EML, EM0 = 5.9L V8 MPI	DGW = 4 Speed Auto. 44RE DGK = 4 Speed Auto. 42RE DGT = 4 Speed Auto. 46RE DG0 = All Speed Auto.

AR = Use as required - = Non illustrated part # = New this model year

October 20, 2004

Case and Related Parts 46RE DGT
Figure 46RE-210

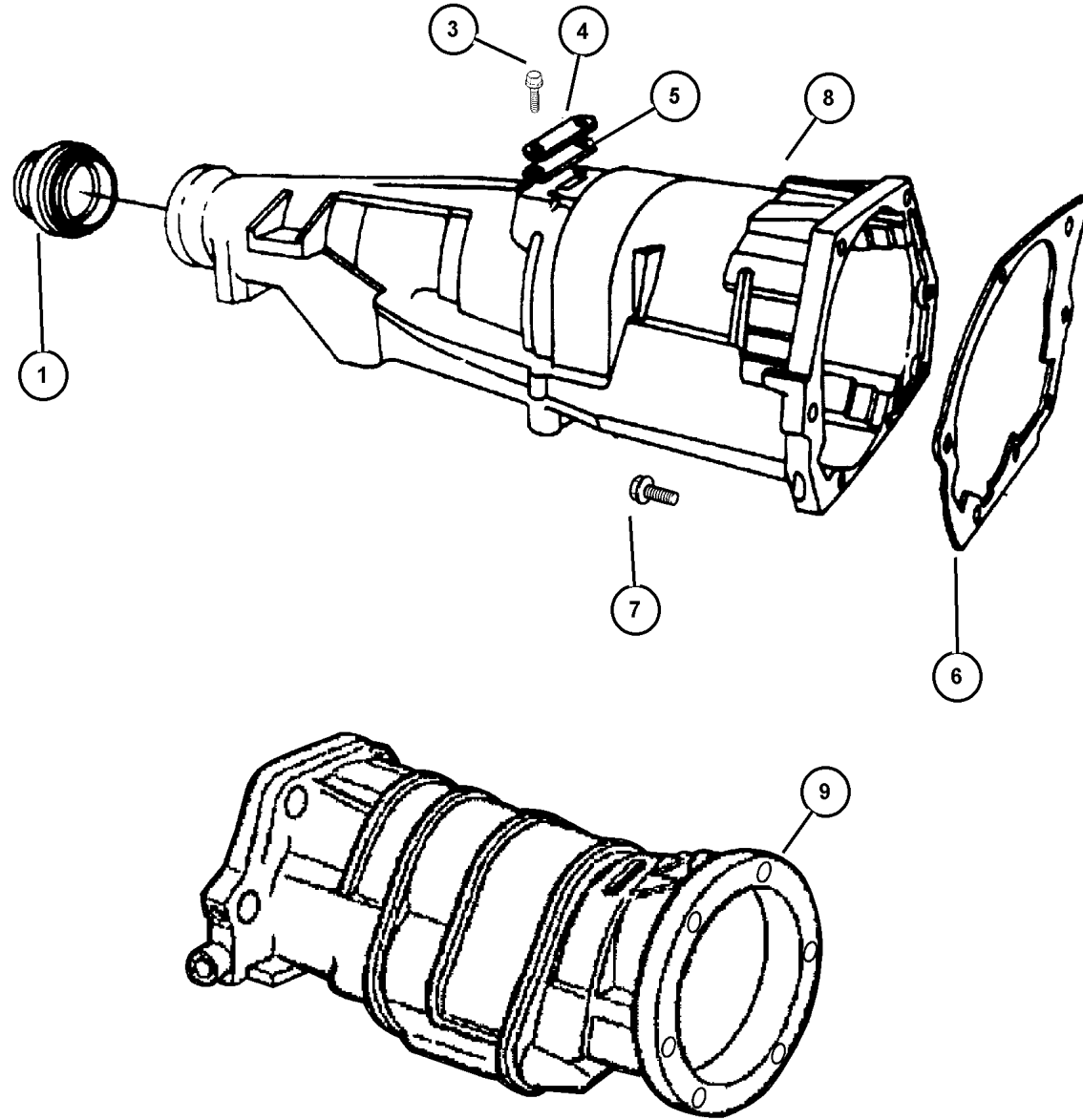
ITEM	PART NUMBER	QTY	LINE	SERIES	BODY	ENGINE	TRANS	TRIM	DESCRIPTION
-1	4863 884	1	J			EM0	DGT		SEAL AND GASKET PACKAGE, Transmission
2	52118 629AB	1					DG0		SEAL, Oil Filler Tube
3	52104 271AB	1				EM0	DG0		TUBE, Transmission Oil Filler
4	5211 8641	1					DG0		INDICATOR, Transmission Fluid Level
5	5211 7709	1				EL0, EM0			GROMMET, Timing Probe
6	6022 266	4				EL0, EM0	DG0		SCREW, Hex Head, .375-16x1.5
7	6024 473	2				EL0, EM0	DG0		SCREW AND WASHER, Hex Head, .437-14x2.00
8	5211 7556	1				EL0, EM0	DG0		COVER, Transmission Dust
9	6023 092	4				EL0, EM0	DG0		SCREW AND WASHER, Hex Head, .25-20x.50
10	52118 818AA	1	J			EM0	DGT		CASE, Transmission
11	6033 879	1	J			EM0	DGT		NUT, Inverted Flare, .62-18
12	5202 8471	1	J			EM0	DGT		CONNECTOR, Oil Cooler Tube, .375 Tube x .25 Thread
13	4412 879	1	J			EM0	DGT		SENSOR, Transmission Output Speed
14	6501 658AB	1	J			EM0	DGT		O RING, Trans Speed Sensor
15	52116 089AA	1	J			EM0	DGT		PAN, Transmission Oil
16	2464 324	1	J			EM0	DGT		GASKET, Oil Pan
17	3681 601	1	J			EM0	DGT		MAGNET, Transmission
18	2400 389	1	J			EM0	DGT		SCREW, Trans Kick Down Band Adjusting, .5-20x2.54
19	4723 548	2	J			EM0	DGT		SCREW AND WASHER, Hex Head, .312-18x.625
20	5602 8181	1	J			EM0	DGT		SWITCH, Neutral, Safety, Back Up
21	2408 143	1	J			EM0	DGT		WASHER, Switch



JEEP GRAND CHEROKEE (ZJ)
SERIES LINE BODY ENGINE TRANSMISSION
L = Low Line J = 4WD 74 = 4 Door ERH, ER0 = 4.0L Power Tech I-6. DGW = 4 Speed Auto. 44RE
ELF, EL0 = 5.2L V8 MPI DGK = 4 Speed Auto. 42RE
EML, EM0 = 5.9L V8 MPI DGT = 4 Speed Auto. 46RE
DG0 = All Speed Auto.

Adapter 46RE DGT
Figure 46RE-220

ITEM	PART NUMBER	QTY	LINE	SERIES	BODY	ENGINE	TRANS	TRIM	DESCRIPTION
1	4531 216	1	T			ER0	DGK		SEAL, Extension Yoke
-2	4269 956	1	J			EM0	DGT		SEAL, Adapter, Four Wheel Drive
3									SCREW, Hex Flange Head, .25-20x-875, (NOT SERVICED) (Not Serviced)
4	2466 957	1	J			EM0	DGT		COVER, Transmission Converter
5	2801 398	1	J			EM0	DGT		GASKET, Transmission
6	4471 565	1	J			EM0	DGT		GASKET, Overdrive Piston Retainer
7	6033 745	7	J			EM0	DGT		SCREW, Hex Flange Head, .375-16x1.44
8									CASE, Transmission Rear, (NOT REQUIRED)
9	4797 342	1	J			EM0	DGT		ADAPTER, Transfer Case

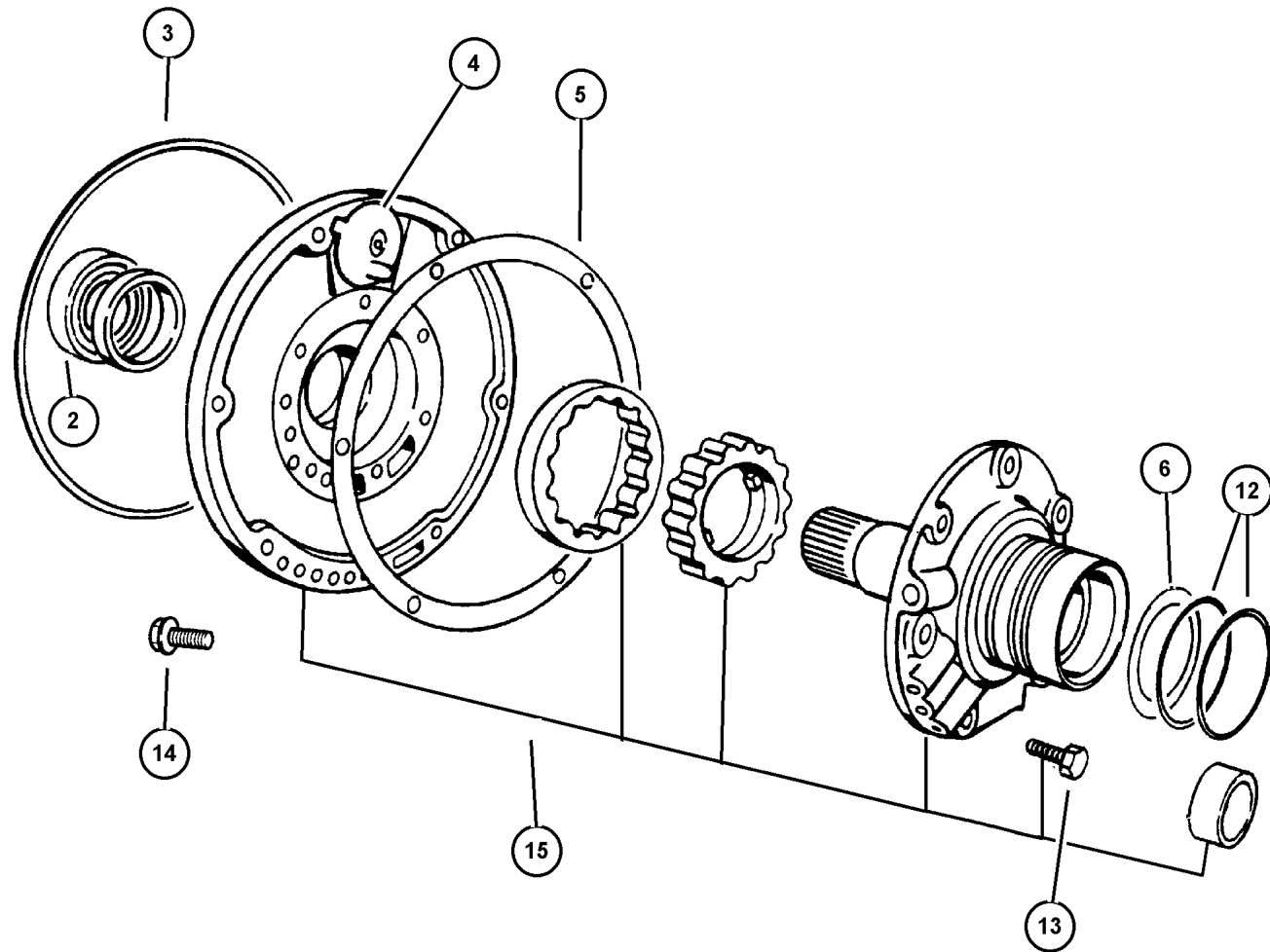


JEEP GRAND CHEROKEE (ZJ)				
SERIES	LINE	BODY	ENGINE	TRANSMISSION
L = Low Line	J = 4WD T = 2WD	74 = 4 Door	ERH, ER0 = 4.0L Power Tech I-6. ELF, EL0 = 5.2L V8 MPI EML, EM0 = 5.9L V8 MPI	DGW = 4 Speed Auto. 44RE DGK = 4 Speed Auto. 42RE DGT = 4 Speed Auto. 46RE DG0 = All Speed Auto.

AR = Use as required - = Non illustrated part # = New this model year

October 20, 2004

**Pump, Oil with Reaction Shaft
Figure 46RE-310**



ITEM	PART NUMBER	QTY	LINE	SERIES	BODY	ENGINE	TRANS	TRIM	DESCRIPTION
-1	4746 109	1	J			EM0	DGT		GASKET AND SEAL PACKAGE, Transmission Oil Pump
2	4531 225	1	J			EM0	DGT		SEAL, Impeller Hub, 57.25mm OD
3	1942 021	1	J			EM0	DGT		SEAL, Front Pump Housing
4	3420 087	1	J			EM0	DGT		BAFFLE PACKAGE, Pump
5	4028 377	1	J			EM0	DGT		GASKET, Transmission Oil Pump
6	4617 161	1	J			EM0	DGT		THRUST WASHER, Front Clutch, Nuetral .062' Thick
-7	4617 162	1	J			EM0	DGT		THRUST WASHER, Front Clutch, Pink .085, Pink .085 Thick
-8	4617 163	1	J			EM0	DGT		THRUST WASHER, Front Clutch, Yellow .103, Yellow .102' Thick
-9	4617 164	1	J			EM0	DGT		THRUST WASHER, Front Clutch, Orange .121, Orange .121' Thick
-10	4617 165	1	J			EM0	DGT		THRUST WASHER, Front Clutch, Blue .139", Blue .139' Thick
-11	4617 166	1	J			EM0	DGT		THRUST WASHER, Front Clutch, Black .157, Black .157' Thick
12	3743 689	2	J			EM0	DGT		SEAL, Reaction Shaft
13	0179 815	6	J			EM0	DGT		SCREW, Hex Head, .312-18x.687
14	6023 943	7	J			EM0	DGT		SCREW AND WASHER, Hex Flange Head, .312-18x1.375
15	4796 467	1	J			EM0	DGT		PUMP PACKAGE, Transmission, with Large Bushing 1.245'

JEEP GRAND CHEROKEE (ZJ)

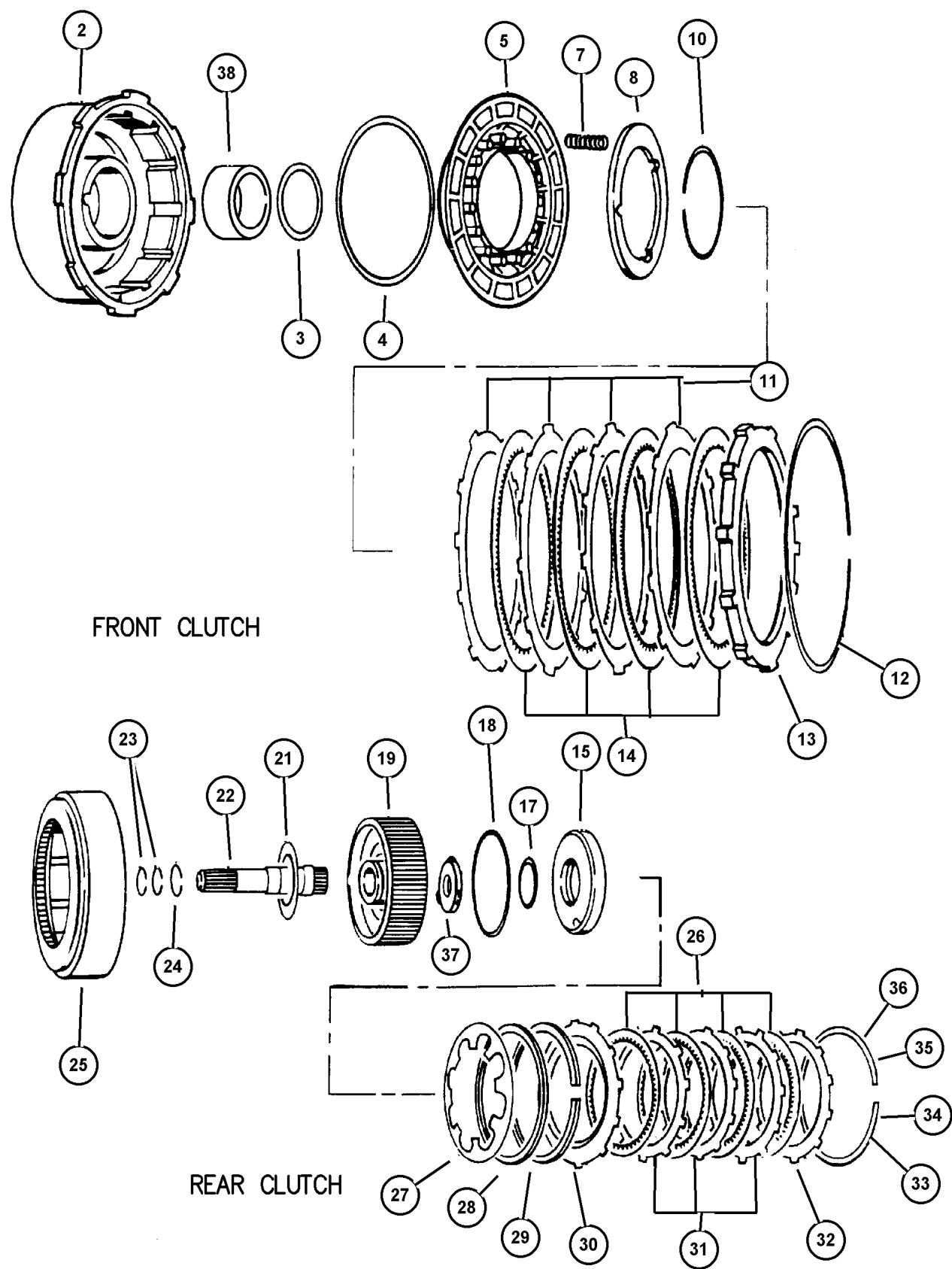
SERIES	LINE	BODY	ENGINE	TRANSMISSION
L = Low Line	J = 4WD T = 2WD	74 = 4 Door	ERH, ER0 = 4.0L Power Tech I-6. ELF, EL0 = 5.2L V8 MPI EML, EM0 = 5.9L V8 MPI	DGW = 4 Speed Auto. 44RE DGK = 4 Speed Auto. 42RE DGT = 4 Speed Auto. 46RE DG0 = All Speed Auto.

AR = Use as required - = Non illustrated part # = New this model year

October 20, 2004

Clutch, Front and Rear with Gear Train 46RE DGT
Figure 46RE-410

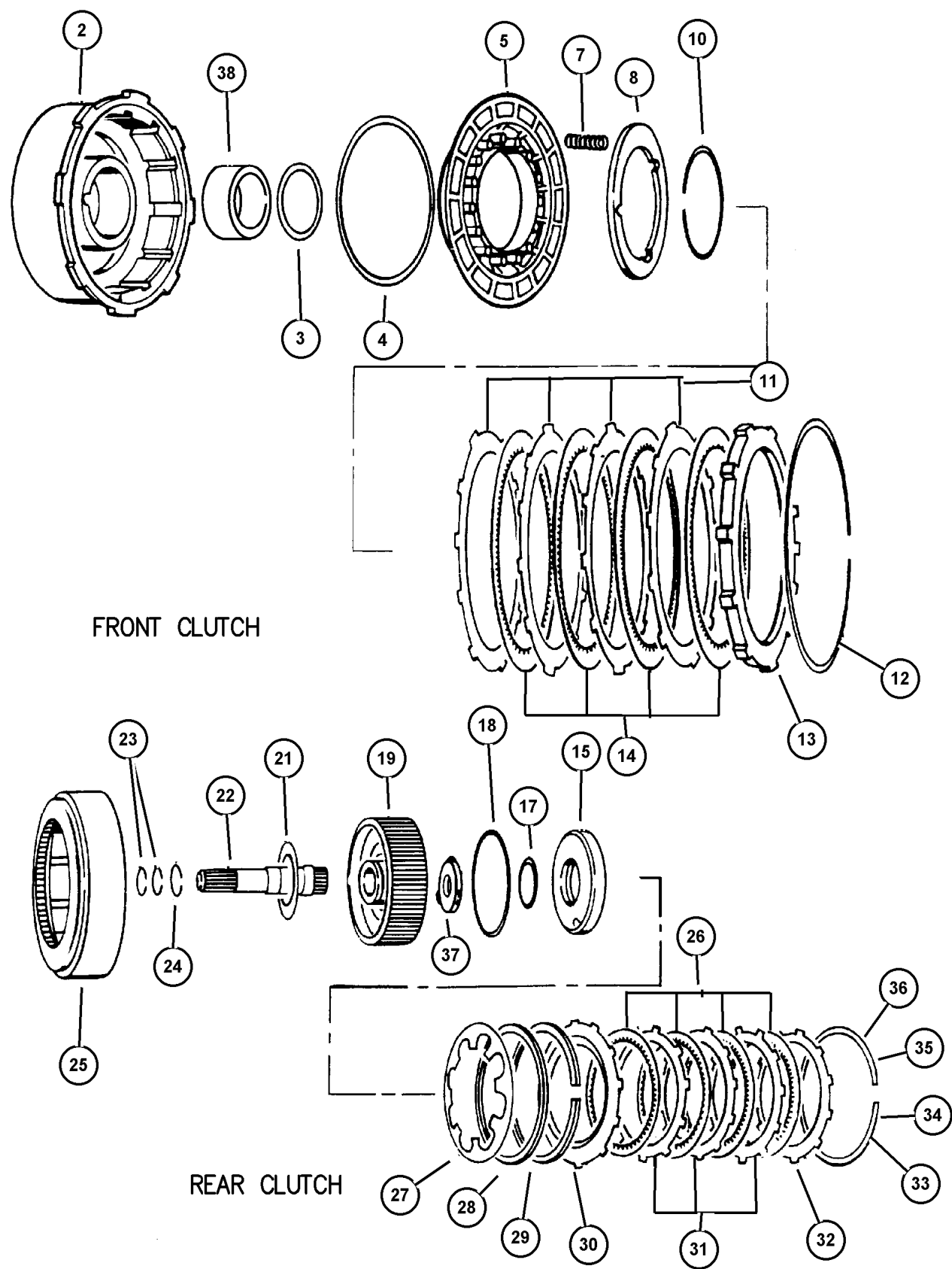
ITEM	PART NUMBER	QTY	LINE	SERIES	BODY	ENGINE	TRANS	TRIM	DESCRIPTION
-1	4637 078	1	J			EMO	DGT		SEAL PACKAGE, Transmission Clutch
2	4058 437AB	1	J			EMO	DGT		RETAINER, Clutch
3	3410 226	1	J			EMO	DGT		SEAL, Front Clutch Piston
4	4058 484	1	J			EMO	DGT		SEAL, Front Piston Clutch
5	2464 651AB	1	J			EMO	DGT		PISTON, Clutch
-6	0147 483	1	J			EMO	DGT		CHECK BALL, Dia-.187
7	4617 205	9	J			EMO	DGT		SPRING, Front Clutch
8	2801 949	1	J			EMO	DGT		RETAINER, Transmission
-9	0147 483	1	J			EMO	DGT		CHECK BALL, Dia-.187
10	2124 824	1	J			EMO	DGT		SNAP RING, .060' Thick, 3' I.D.
11	2124 826AB	3	J			EMO	DGT		PLATE, Clutch Separator
12	3410 570	1	J			EMO	DGT		SNAP RING, .050' Thick, 7-8/64' O.D.
13	4617 567	1	J			EMO	DGT		PLATE, Transmission Clutch Reaction
14	4617 201AB	3	J			EMO	DGT		DISC, Direct Clutch
15	3743 624AB	1	J			EMO	DGT		PISTON, Clutch
-16	0147 483	1	J			EMO	DGT		CHECK BALL, Dia-.187
17	1942 054	1	J			EMO	DGT		SEAL, Rear Clutch Piston
18	2124 835	1	J			EMO	DGT		SEAL, Rear Clutch Piston
19	4617 855	1	J			EMO	DGT		RETAINER, Transmission
-20	4058 443	1	J			EMO	DGT		SEAL, Rear Clutch Retainer, 1-7/8' O.D.
21	4617 161	1	J			EMO	DGT		THRUST WASHER, Front Clutch
22	4617 396	1	J			EMO	DGT		INPUT SHAFT, Transmission
23	4741 836	1	J			EMO	DGT		SEAL, Input Shaft
24	2124 872	1	J			EMO	DGT		SNAP RING, .060' Thick, 1-31/64' O.D.
25	3743 622	1	J			EMO	DGT		RETAINER, Rear Clutch
26	2801 992AB	4	J			EMO	DGT		DISC, Clutch
27	3743 621AB	1	J			EMO	DGT		SPRING, Rear Clutch Piston
28	3515 077	1	J			EMO	DGT		SPACER, Rear Clutch Piston, Plastic, 6-13/16' O.D.
29	2466 806	1	J			EMO	DGT		SPRING, Rear Clutch
30	2466 803	1	J			EMO	DGT		PLATE, Clutch Pressure
31	52118 812AA	3	J			EMO	DGT		PLATE, Clutch Separator
32	4617 567	1	J			EMO	DGT		PLATE, Transmission Clutch Reaction
33	1942 063AB	1	J			EMO	DGT		SNAP RING, .060' Thick 7' O.D.
34	1942 064AB	1	J			EMO	DGT		SNAP RING, .074' Thick 7' O.D.
35	1942 065AB	1	J			EMO	DGT		SNAP RING, .088' Thick 7' O.D.



JEEP GRAND CHEROKEE (ZJ)
 SERIES LINE BODY ENGINE TRANSMISSION
 L = Low Line J = 4WD 74 = 4 Door ERH, ER0 = 4.0L Power Tech I-6. DGW = 4 Speed Auto. 44RE
 ELF, EL0 = 5.2L V8 MPI DGK = 4 Speed Auto. 42RE
 EML, EM0 = 5.9L V8 MPI DGT = 4 Speed Auto. 46RE
 DG0 = All Speed Auto.

**Clutch, Front and Rear with Gear Train 46RE DGT
Figure 46RE-410**

ITEM	PART NUMBER	QTY	LINE	SERIES	BODY	ENGINE	TRANS	TRIM	DESCRIPTION
36	2466 811AB	1	J			EM0	DGT		SNAP RING, .106' Thick 7' O.D.
37	4505 186	1	J			EM0	DGT		THRUST WASHER, Output Shaft, Red .068
38	4058 647	1	J			EM0	DGT		BUSHING, Front Clutch



FRONT CLUTCH

REAR CLUTCH

JEEP GRAND CHEROKEE (ZJ)				
SERIES	LINE	BODY	ENGINE	TRANSMISSION
L = Low Line	J = 4WD T = 2WD	74 = 4 Door	ERH, ER0 = 4.0L Power Tech I-6. ELF, EL0 = 5.2L V8 MPI EML, EM0 = 5.9L V8 MPI	DGW = 4 Speed Auto. 44RE DGK = 4 Speed Auto. 42RE DGT = 4 Speed Auto. 46RE DG0 = All Speed Auto.

AR = Use as required - = Non illustrated part # = New this model year

October 20, 2004

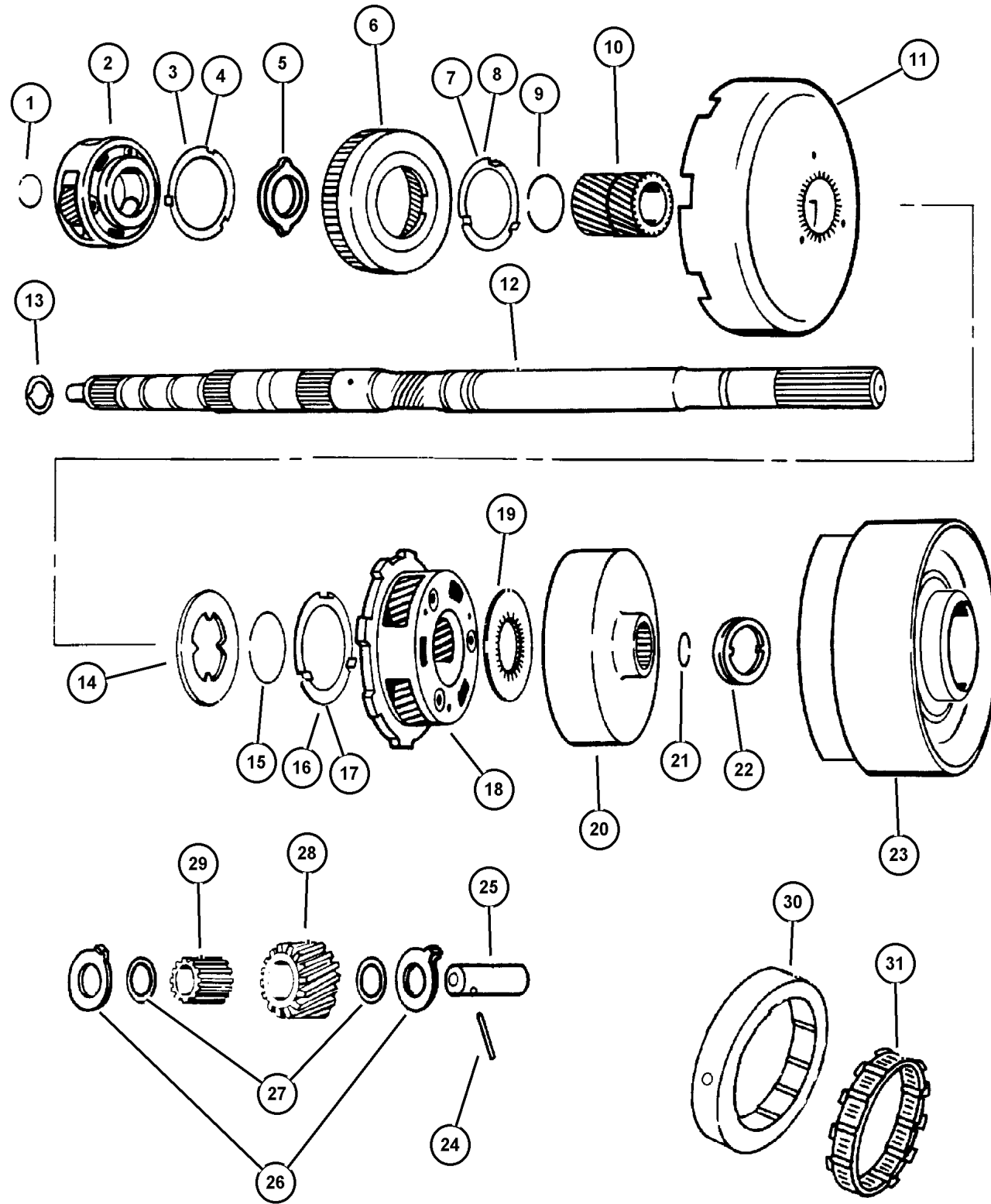
Gear Train and Intermediate Shaft 46RE DGT
Figure 46RE-420

ITEM	PART NUMBER	QTY	LINE	SERIES	BODY	ENGINE	TRANS	TRIM	DESCRIPTION
1	6024 312	1	J			EM0	DGT		SNAP RING, 1.108 Free Diameter
2	5211 8693	1	J			EM0	DGT		CARRIER, Planetary Pinion, 4 Pinion
3	2801 060	1	J			EM0	DGT		THRUST WASHER, Planetary Carrier, with 4 Tabs
4	4539 129	1	J			EM0	DGT		THRUST WASHER, Planetary Carrier, with 5 Tabs
5	2400 580	1	J			EM0	DGT		PLATE, Annulus Gear Thrust
6	2892 656	1	J			EM0	DGT		GEAR, Front Annulus
7	1942 081	1	J			EM0	DGT		WASHER, with 3 Tabs
8	4618 000	1	J			EM0	DGT		WASHER, with 6 Tabs
9	1736 521	1	J			EM0	DGT		SNAP RING, Sun Gear
10	2801 311	1	J			EM0	DGT		GEAR, Sun, with Bushing
11	4617 978	1	J			EM0	DGT		SHELL, Sun Gear
12	4617 611	1	J			EM0	DGT		INTERMEDIATE SHAFT, Transmission, with Plug
13	4505 188	1	J			EM0	DGT		PLATE, Transmission Module
14	1942 080	1	J			EM0	DGT		PLATE, Sun Gear Driving Shell, with 4 Inside Tongues
15	1736 521	1	J			EM0	DGT		SNAP RING, Sun Gear
16	2801 060	1	J			EM0	DGT		THRUST WASHER, Planetary Carrier, with 4 Tabs 3-13/32' O.D.
17	4617 888	1	J			EM0	DGT		THRUST WASHER, Planetary Carrier, 2-1/4' I.D.
18	2801 061	1	J			EM0	DGT		CARRIER, Planetary Pinion
19	2400 580	1	J			EM0	DGT		PLATE, Annulus Gear Thrust, with 31 Inside Teeth. 3-23/64' O.D.
20	4810 002AB	1	J			EM0	DGT		GEAR, Rear Annulus, with Support
21	6033 591	1	J			EM0	DGT		SNAP RING
22	5211 8059	1	J			EM0	DGT		THRUST WASHER, Reverse Drum
23	5211 8057	1	J			EM0	DGT		DRUM, Automatic Transmission
24	6024 666	4	J			EM0	DGT		DOWEL, .108x1.00
25	4428 223	5	J			EM0	DGT		SHAFT, Planetary
26	2801 315	10	J			EM0	DGT		THRUST WASHER, Planetary Carrier
27	2204 649	10	J			EM0	DGT		THRUST WASHER, Planet Pinion
28	2400 667	5	J			EM0	DGT		PINION, Transmission Planetary
29	3743 664	115	J			EM0	DGT		ROLLER, Front and Rear Pinion
30	4471 473	1	J			EM0	DGT		CAM, Overrunning Clutch, 14 Lobes
31	4617 199	1	J			EM0	DGT		CLUTCH, Overrunning, 14 Rollers Nylon Cage

JEEP GRAND CHEROKEE (ZJ)
 SERIES LINE BODY ENGINE TRANSMISSION
 L = Low Line J = 4WD 74 = 4 Door ERH, ER0 = 4.0L Power Tech I-6. DGW = 4 Speed Auto. 44RE
 ELF, EL0 = 5.2L V8 MPI DGK = 4 Speed Auto. 42RE
 EML, EM0 = 5.9L V8 MPI DGT = 4 Speed Auto. 46RE
 DG0 = All Speed Auto.

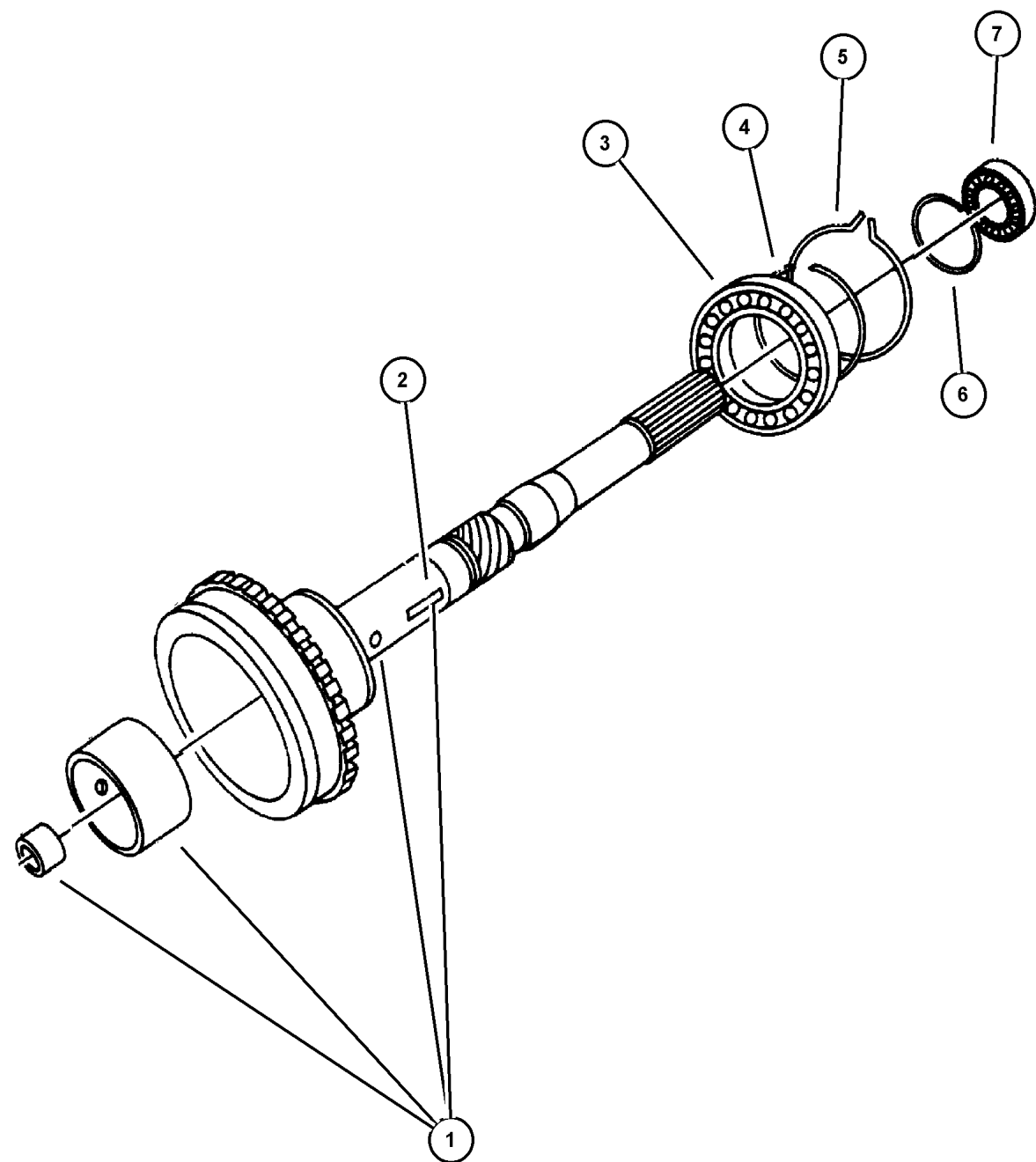
AR = Use as required - = Non illustrated part # = New this model year

October 20, 2004



FRONT & REAR PLANET PINION CARRIER GEARS

Output Shaft 46RE DGT
Figure 46RE-430



ITEM	PART NUMBER	QTY	LINE	SERIES	BODY	ENGINE	TRANS	TRIM	DESCRIPTION
1	4798 536	1	J			EM0	DGT		SHAFT, Output, with Key and Bushings
2									KEY, Shaft, Serviced Shaft Assy. only, (NOT SERVICED) (Not Serviced)
3	4461 008	1	J			EM0	DGT		BEARING, Output Shaft
4	4461 068	1	J			EM0	DGT		SNAP RING
5	4461 057	1	J			EM0	DGT		SNAP RING
6	4461 059	1	J			EM0	DGT		SNAP RING, 5.25 OD
7	2466 224	1	J			EM0	DG0		BEARING, Output Shaft

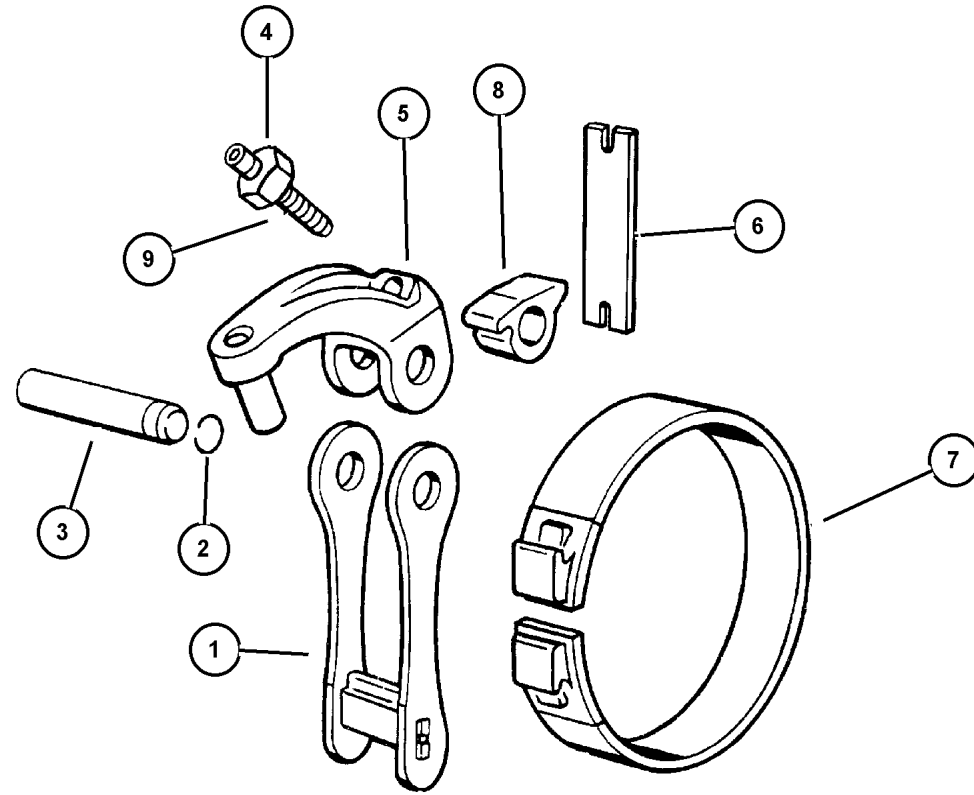
JEEP GRAND CHEROKEE (ZJ)

SERIES	LINE	BODY	ENGINE	TRANSMISSION
L = Low Line	J = 4WD T = 2WD	74 = 4 Door	ERH, ER0 = 4.0L Power Tech I-6. ELF, EL0 = 5.2L V8 MPI EML, EM0 = 5.9L V8 MPI	DGW = 4 Speed Auto. 44RE DGK = 4 Speed Auto. 42RE DGT = 4 Speed Auto. 46RE DG0 = All Speed Auto.

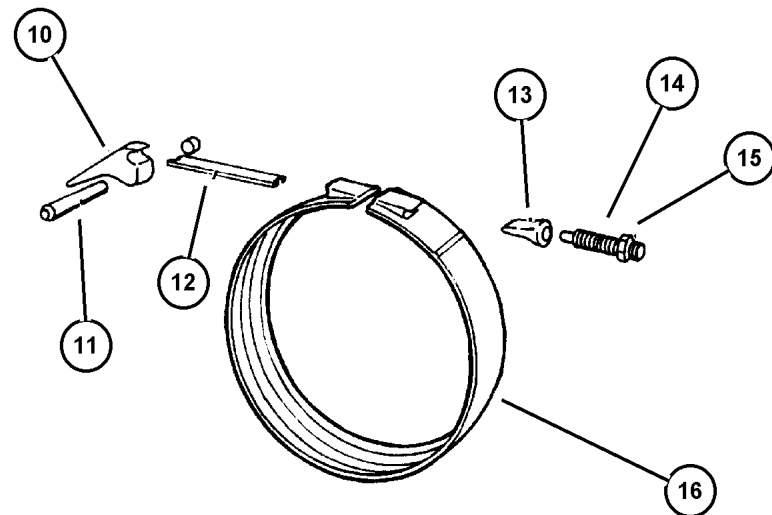
AR = Use as required - = Non illustrated part # = New this model year

October 20, 2004

Bands, Reverse and Kickdown with Linkage 46RE DGT
Figure 46RE-510



REVERSE BAND



KICKDOWN BAND

ITEM	PART NUMBER	QTY	LINE	SERIES	BODY	ENGINE	TRANS	TRIM	DESCRIPTION
1	4617 044	1	J			EM0	DGT		LINK, Transmission Reverse Band
2	6030 910	2	J			EM0	DGT		SEAL, Reverse Band
3	2124 857	1	J			EM0	DGT		SHAFT, Band Lever
4	0271 506	1	J			EM0	DGT		NUT, Hex, .42-20
5	4617 028AB	1	J			EM0	DGT		LEVER, Reverse Band
6	4471 497AB	1	J			EM0	DGT		STRUT, Reverse Band
7	4471 476AB	1	J			EM0	DGT		BAND, Reverse
8	4617 014AB	1	J			EM0	DGT		LEVER, Reverse Band
9	1942 141	1	J			EM0	DGT		SCREW, Trans Reverse Band Adjusting, .437-20x1.5
10	5211 8264	1	J			EM0	DGT		LEVER, Kickdown
11	4531 181	1	J			EM0	DGT		SHAFT, Band Lever
12	2124 848	1	J			EM0	DGT		STRUT, Kickdown Band
13	3743 338	1	J			EM0	DGT		ANCHOR, Kickdown Band
14	2400 389	1	J			EM0	DGT		SCREW, Trans Kick Down Band Adjusting, .5-20x2.54
15	0124 934	1	J			EM0	DGT		NUT, Hex Jam, .50-20
16	4329 853	1	J			EM0	DGT		BAND, Kickdown

JEEP GRAND CHEROKEE (ZJ)

SERIES	LINE	BODY	ENGINE	TRANSMISSION
L = Low Line	J = 4WD T = 2WD	74 = 4 Door	ERH, ER0 = 4.0L Power Tech I-6. ELF, EL0 = 5.2L V8 MPI EML, EM0 = 5.9L V8 MPI	DGW = 4 Speed Auto. 44RE DGK = 4 Speed Auto. 42RE DGT = 4 Speed Auto. 46RE DG0 = All Speed Auto.

AR = Use as required - = Non illustrated part # = New this model year

October 20, 2004

Valve Body 46RE DGT
Figure 46RE-710

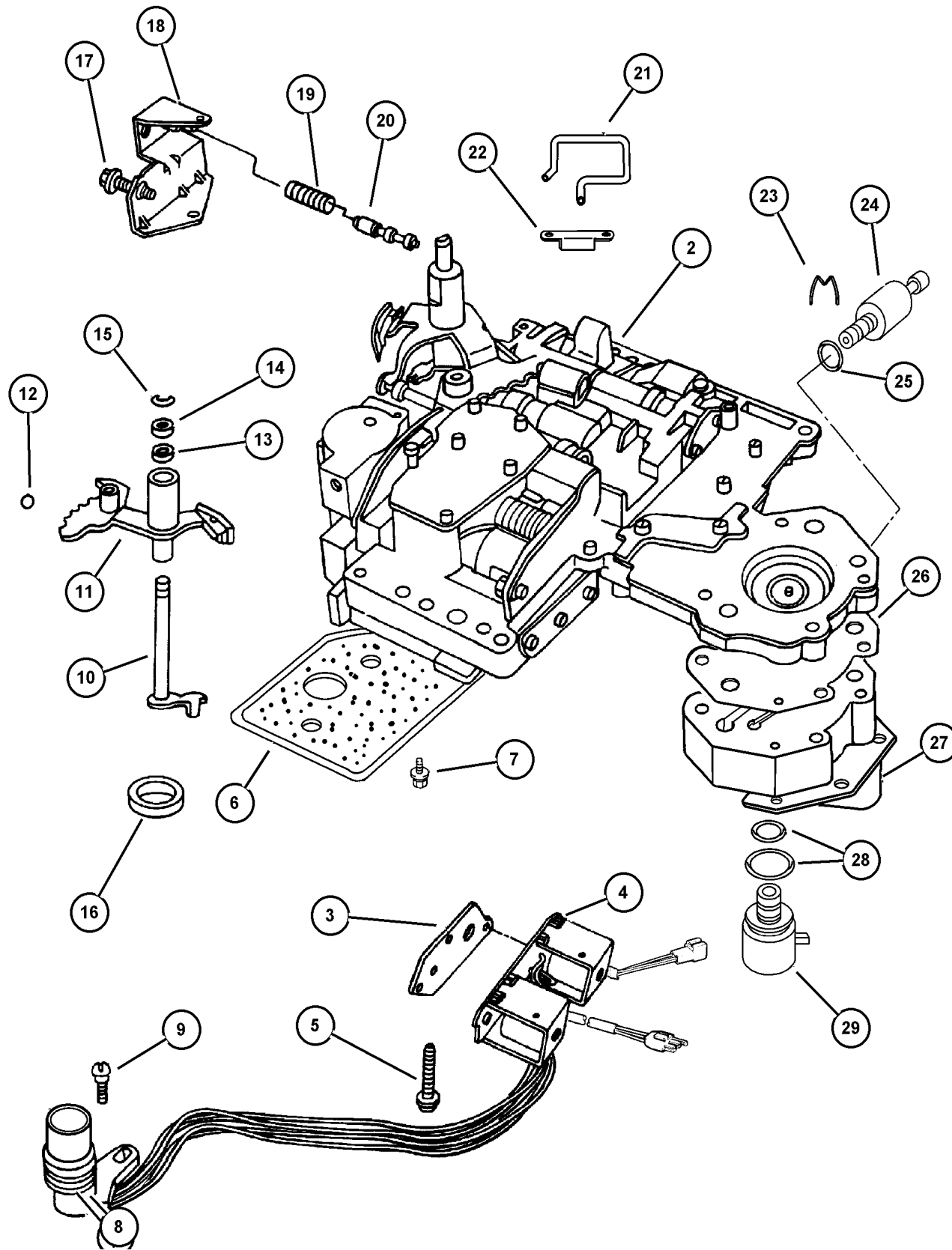
ITEM	PART NUMBER	QTY	LINE	SERIES	BODY	ENGINE	TRANS	TRIM	DESCRIPTION
-1	4863 892	1	J			EM0	DGT		SEAL AND GASKET PACKAGE, Valve Body and Servo
2	5211 8793	1	J			EM0	DGT		VALVE BODY ASSEMBLY, with Lock-up Valve
3	4886 333AA	1	J			EM0	DGT		GASKET PACKAGE, Transmission Solenoid
4	4798 221	1	J			EM0	DGT		SOLENOID, Transmission Overdrive
5	0181 071	3	J			EM0	DGT		BOLT, Valve Body, .25-20x1.75
6	5211 8789	1	J			EM0	DGT		FILTER, Valve Body
7	6033 826	3	J			EM0	DGT		SCREW AND WASHER, Oil Filter Mounting, Fillester Head .190-24x2.500
8	6034 748	2	J			EM0	DGT		O RING, Solenoid Wiring, Transmission
9	6033 985	1	J			EM0	DGT		SCREW, Tapping, .19-24x.75
10	3681 227	1	J			EM0	DGT		LEVER, Throttle Valve
11	4617 439	1	J			EM0	DGT		LEVER, Manual Valve, with Insulator
12	0147 488	1	J			EM0	DGT		BALL, Manual Lever Detent, .343 Diameter
13	2466 548	1	J			EM0	DGT		SEAL, Valve Lever Shift, 5/8" O.D.
14	2538 062	1	J			EM0	DGT		WASHER, Manual Valve Lever
15	6035 208	1	J			EM0	DGT		SNAP RING
16	4505 098	1	J			EM0	DGT		SEAL, Manual Shift Valve, 1.25 OD
17	6030 609	1	J			EM0	DGT		SCREW, Cap Head Lock, .312-24x1.25
18	4617 010	1	J			EM0	DGT		BRACKET, Valve Body Switch
19	4130 492	1	J			EM0	DGT		SPRING, Switch Valve
20	4505 036	1	J			EM0	DGT		VALVE, Trans Lockup Switch
21	4617 008	1	J			EM0	DGT		TUBE, Boost Valve
22	5211 7958	1	J			EM0	DGT		RETAINER, Boost Valve Oil Supply Tube
23	4617 219	1	J			EM0	DGT		CLIP, Transmission Governor Transducer
24	5602 7720	1	J			EM0	DGT		TRANSDUCER, Pressure Sensor, 4 Prong Connector
25	6034 493	1	J			EM0	DGT		O RING, Pressure Switch, .369 I.D.
26	4617 216	1	J			EM0	DGT		GASKET, Transmission Solenoid
27	4617 211	1	J			EM0	DGT		RETAINER, Transmission Governor Solenoid
28	4723 549	1	J			EM0	DGT		O RING PACKAGE, Valve Body, Transmission, .494 I.D./.873 I.D.
29	4617 210	1	J			EM0	DGT		SOLENOID, Transmission Governor, 2 Prong Connector

JEEP GRAND CHEROKEE (ZJ)

SERIES	LINE	BODY	ENGINE	TRANSMISSION
L = Low Line	J = 4WD T = 2WD	74 = 4 Door	ERH, ER0 = 4.0L Power Tech I-6. ELF, EL0 = 5.2L V8 MPI EML, EM0 = 5.9L V8 MPI	DGW = 4 Speed Auto. 44RE DGK = 4 Speed Auto. 42RE DGT = 4 Speed Auto. 46RE DGO = All Speed Auto.

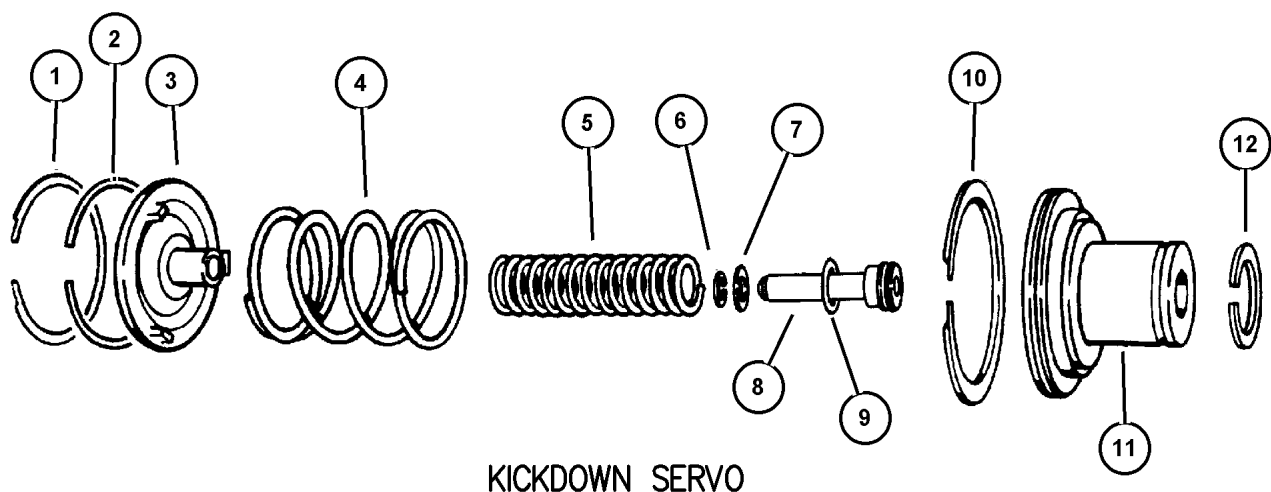
AR = Use as required - = Non illustrated part # = New this model year

October 20, 2004

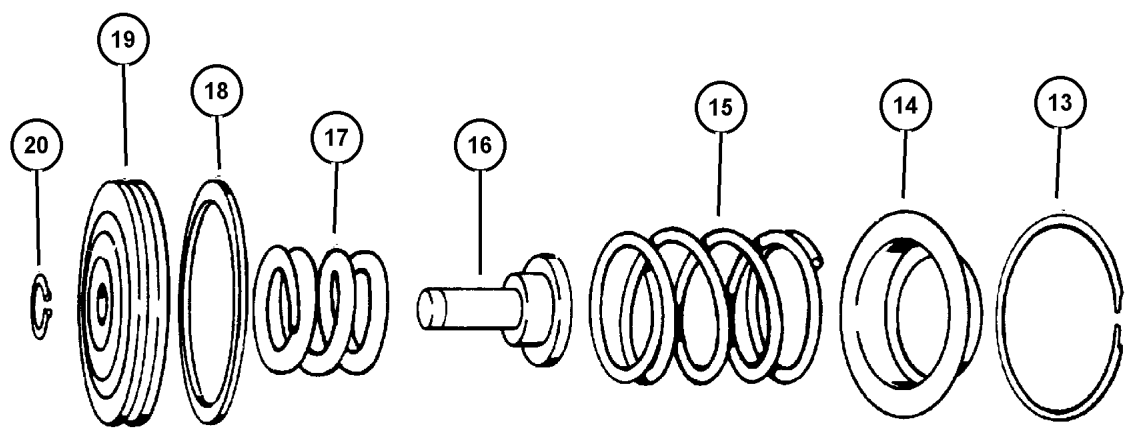


Servos, Accumulator Piston and Spring 46RE DGT
Figure 46RE-720

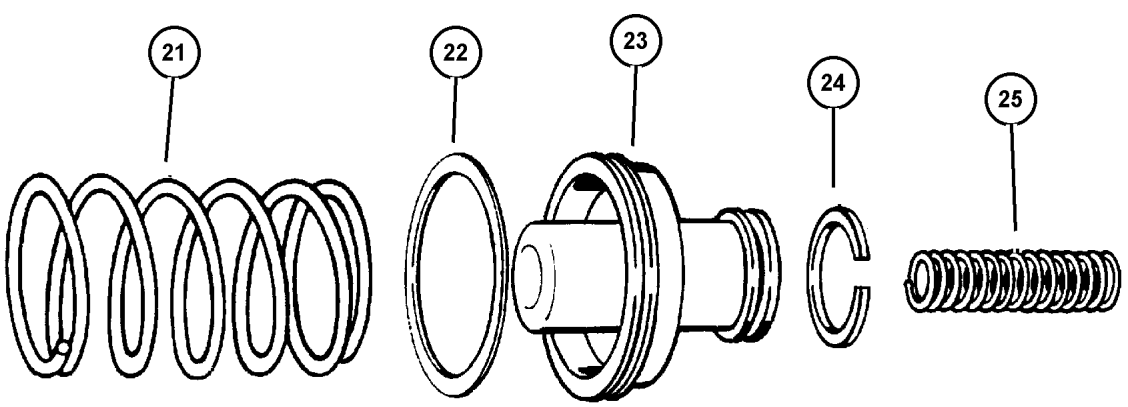
ITEM	PART NUMBER	QTY	LINE	SERIES	BODY	ENGINE	TRANS	TRIM	DESCRIPTION
1	1942 130	1	J			EM0	DGT		SNAP RING
2	1942 123	1	J			EM0	DGT		SEAL
3	3410 441	1	J			EM0	DGT		GUIDE, Kickdown Servo
4	4617 573	1	J			EM0	DGT		SPRING, Kickdown Servo Piston
5	3410 444	1	J			EM0	DGT		SPRING, Kickdown Servo Piston, 6 Coils
6	6031 392	1	J			EM0	DGT		SNAP RING, Brake Master Cylinder, 1-1/8" I.D.
7	3410 437	1	J			EM0	DGT		RETAINER, Kick Down
8	3410 445	1	J			EM0	DGT		PISTON, Kickdown Servo
9	6028 864	1	J			EM0	DGT		O RING, Kick Down Servo, 15/16"x1-1/8"x3/32"
10	1942 123	1	J			EM0	DGT		SEAL
11	3410 440	1	J			EM0	DGT		PISTON, Kickdown Servo
12	4412 444	1	J			EM0	DGT		SEAL
13	1942 130	1	J			EM0	DGT		SNAP RING
14	1942 150	1	J			EM0	DGT		RETAINER, Transmission Reverse Servo Piston Spring
15	2801 241	1	J			EM0	DGT		SPRING, Reverse Servo Piston
16	52118 740AB	1	J			EM0	DGT		PLUG, Reverse Servo Piston
17	52118 759AB	1	J			EM0	DGT		SPRING, Reverse Servo Piston
18	4058 741	1	J			EM0	DGT		SEAL, Piston Reverse Servo, Rubber
19	2801 281	1	J			EM0	DGT		PISTON, Reverse Servo
20	6027 153	1	J			EM0	DGT		SNAP RING, .435 ID
21	3515 079	1	J			EM0	DGT		SPRING, Accumulator Piston
22	3743 013	1	J			EM0	DGT		SEAL, Piston Accumulator
23	3743 650	1	J			EM0	DGT		PISTON, Accumulator
24	3743 010	1	J			EM0	DGT		SEAL, Piston Accumulator
25	4531 258	1	J			EM0	DGT		SPRING, Accumulator Piston



KICKDOWN SERVO



LOW AND REVERSE SERVO



ACCUMULATOR PISTON AND SPRING

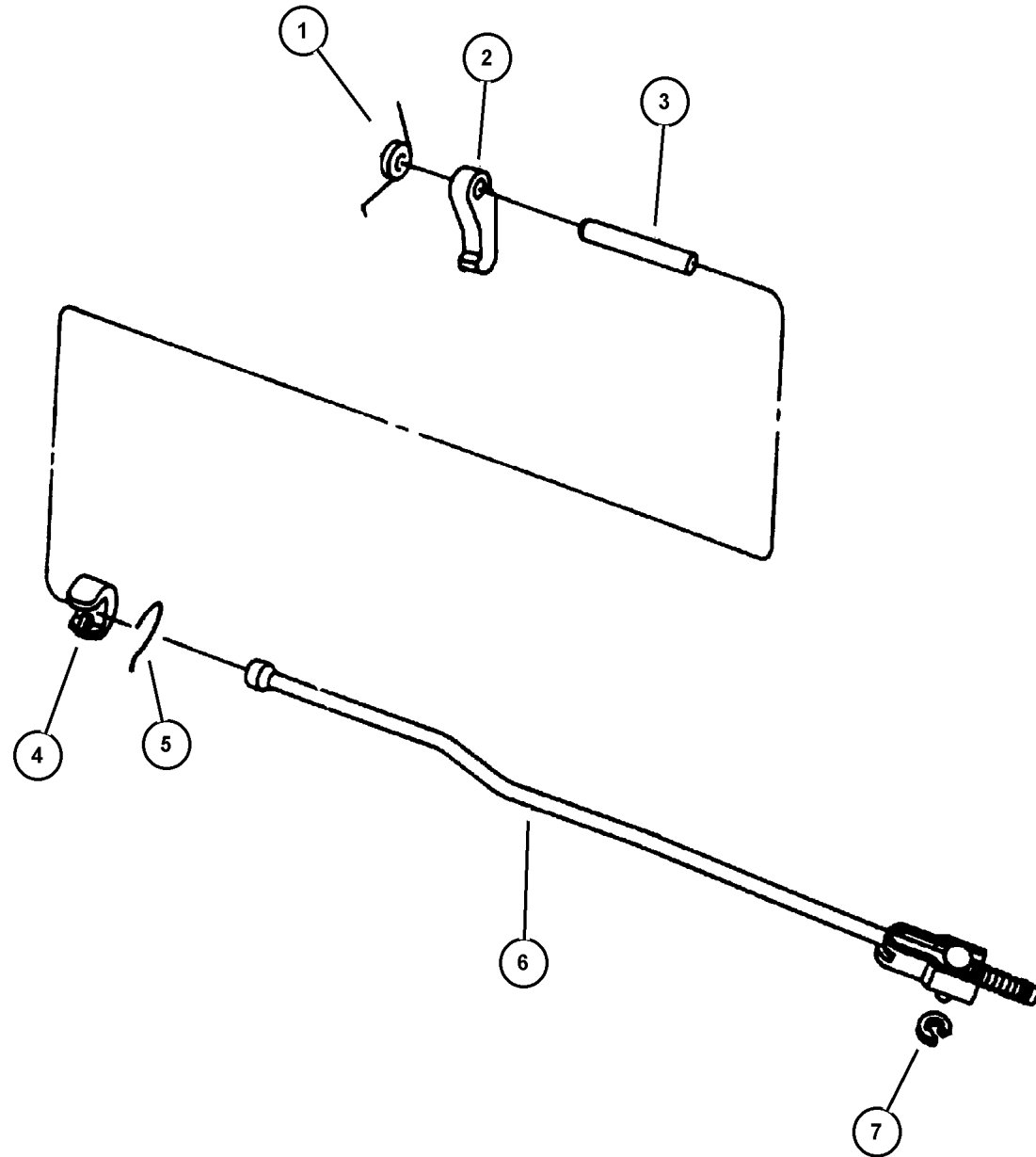
JEEP GRAND CHEROKEE (ZJ)
 SERIES LINE BODY ENGINE TRANSMISSION
 L = Low Line J = 4WD 74 = 4 Door ERH, ER0 = 4.0L Power Tech I-6. DGW = 4 Speed Auto. 44RE
 ELF, EL0 = 5.2L V8 MPI DGK = 4 Speed Auto. 42RE
 EML, EM0 = 5.9L V8 MPI DGT = 4 Speed Auto. 46RE
 DG0 = All Speed Auto.

AR = Use as required - = Non illustrated part # = New this model year

October 20, 2004

Parking Sprag 46RE DGT
Figure 46RE-730

ITEM	PART NUMBER	QTY	LINE	SERIES	BODY	ENGINE	TRANS	TRIM	DESCRIPTION
1	2466 909	1	J			EM0	DGT		SPRING, Parking Sprag
2	4471 415	1	J			EM0	DGT		SPRAG, Transmission Parking
3	2466 892	1	J			EM0	DGT		SHAFT, Parking Sprag
4	2538 042	1	J			EM0	DGT		PLUG, Parking Sprag
5	2538 034	1	J			EM0	DGT		SNAP RING, Transmission
6	4471 478	1	J			EM0	DGT		ROD, Parking Sprag
7	6035 256	1	J			EM0	DGT		SNAP RING, Rod



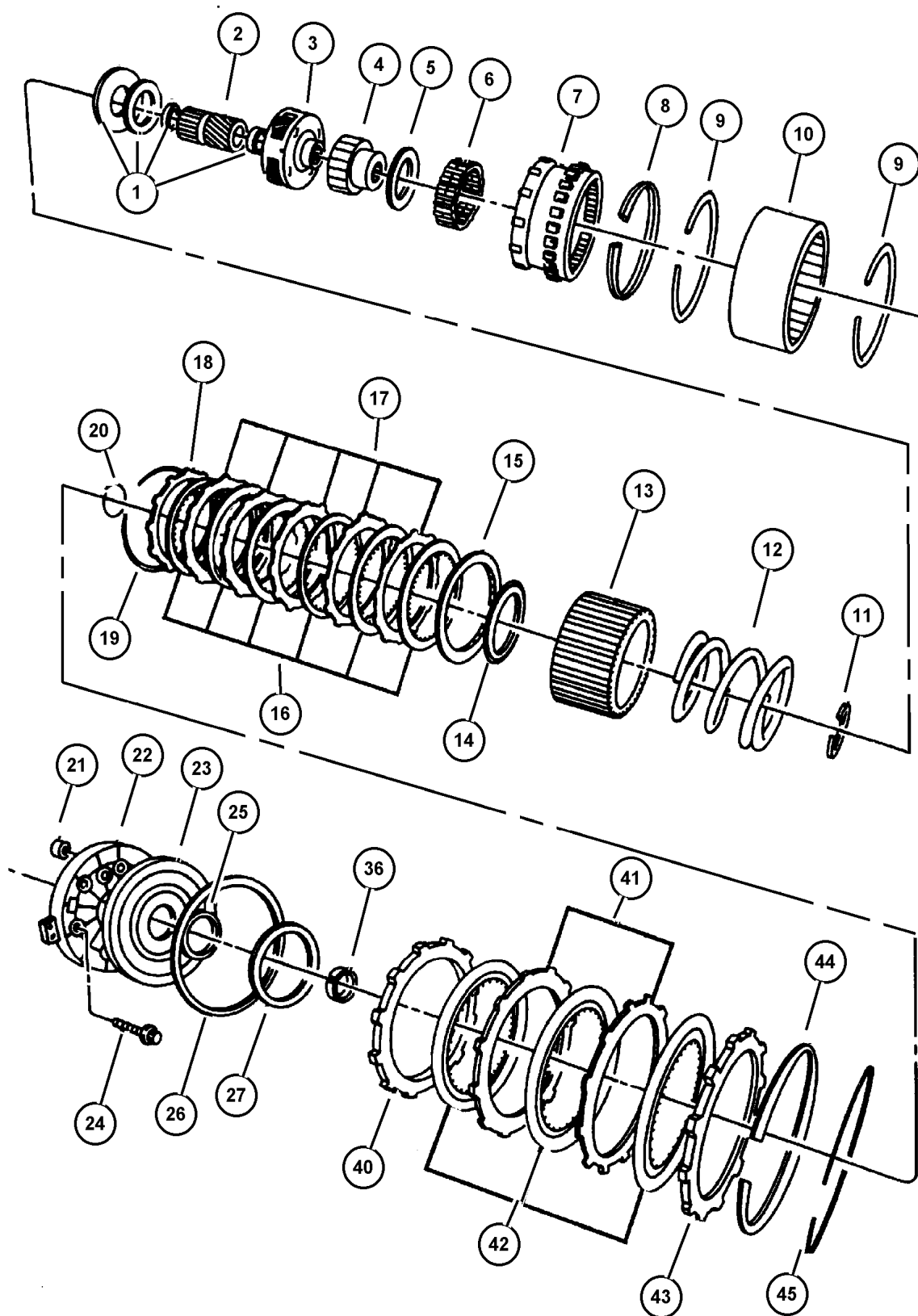
JEEP GRAND CHEROKEE (ZJ)

SERIES	LINE	BODY	ENGINE	TRANSMISSION
L = Low Line	J = 4WD T = 2WD	74 = 4 Door	ERH, ER0 = 4.0L Power Tech I-6. ELF, EL0 = 5.2L V8 MPI EML, EM0 = 5.9L V8 MPI	DGW = 4 Speed Auto. 44RE DGK = 4 Speed Auto. 42RE DGT = 4 Speed Auto. 46RE DG0 = All Speed Auto.

AR = Use as required - = Non illustrated part # = New this model year

October 20, 2004

Clutch, Overdrive with Gear Train 46RE DGT
Figure 46RE-1010



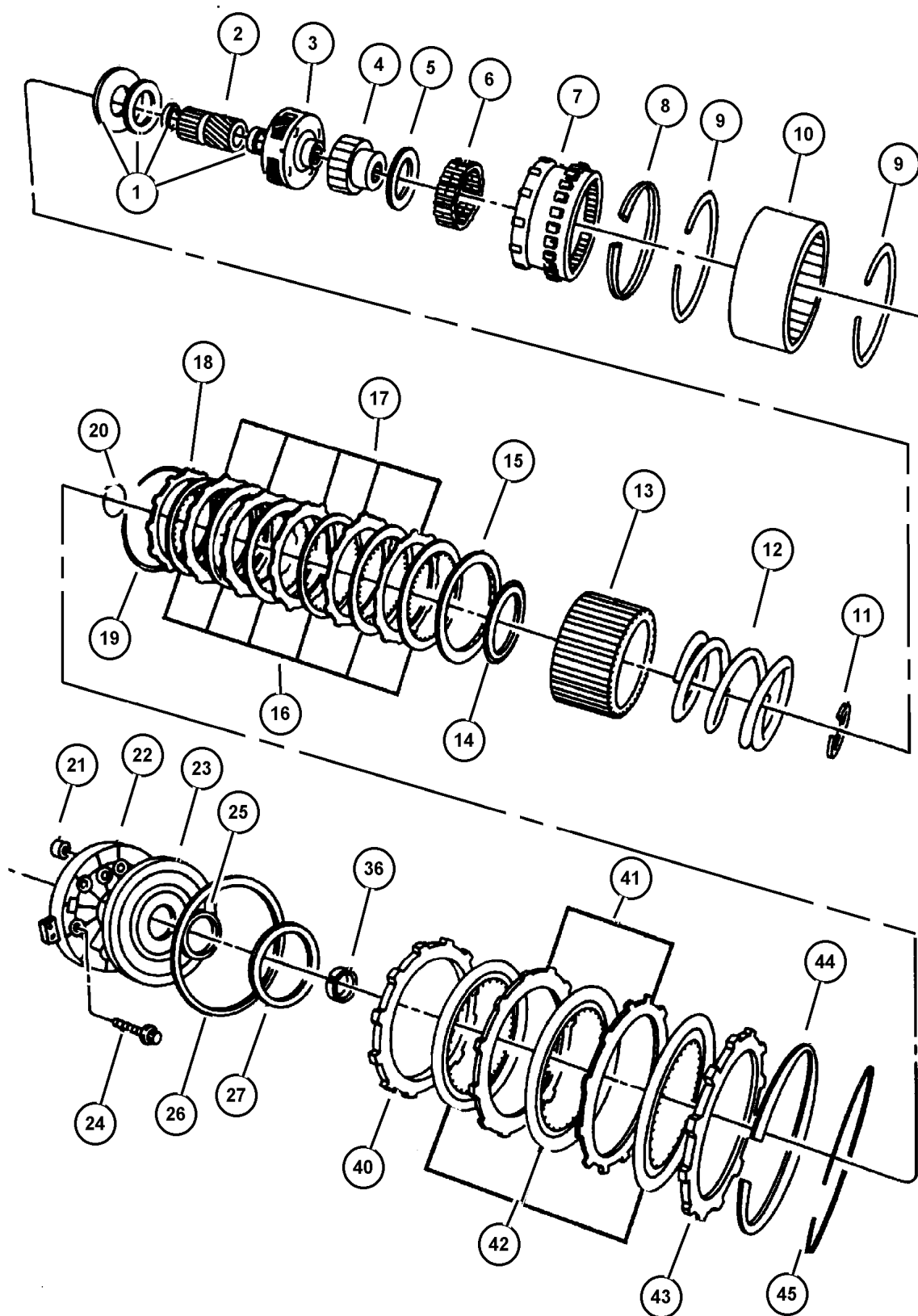
ITEM	PART NUMBER	QTY	LINE	SERIES	BODY	ENGINE	TRANS	TRIM	DESCRIPTION
1	4740 774	2	J			EMO			PLATE PACKAGE, Transmission Module, with Bearing
2	4778 742	1	J			EMO	DGT		GEAR, Overdrive Sun
3	4798 520	1	J			EMO	DGT		CARRIER, O/Drive Planet Pinion
4	4461 124	1	J			EMO	DGT		RACE, Overrunning Clutch
5	4461 014	1	J			EMO	DGT		THRUST BEARING, Ovedrive Third Position
6	4461 015	1	J			EMO	DGT		CLUTCH, Overdrive Overrunning
7	4761 010	1	J			EMO	DGT		GEAR, Overdrive Annulus
8	4461 059	1	J			EMO	DGT		SNAP RING, 5.25 OD
9	4461 060	2	J			EMO			SNAP RING, 6.00 OD
10	5211 8057	1	J			EMO	DGT		DRUM, Automatic Transmission
11	4461 063	1	J			EMO	DGT		SNAP RING, 2.1875 OD
12	4461 027	1	J			EMO	DGT		SPRING, Direct Clutch
13	4461 072	1	J			EMO	DGT		HUB, Direct Clutch
14	4446 724	1	J			EMO	DGT		THRUST BEARING, Overdrive
15	4461 030	1	J			EMO	DGT		PLATE, Transmission Clutch Reaction
16	4461 042	8	J			EMO	DGT		DISC, Direct Clutch
17	4461 054	7	J			EMO			PLATE, Transmission Clutch Reaction
18	4461 031	1	J			EMO	DGT		PLATE, Transmission Clutch Reaction
19	4461 032	1	J			EMO	DGT		SPRING, Direct Clutch
20	4461 064	1	J			EMO	DGT		SNAP RING, 1.875" OD
21	4412 583	1	J			EMO	DGT		FILTER, Overdrive Clutch
22	5211 7975	1	J			EMO	DGT		RETAINER, Transmission O/Drive Clutch Piston
23	5211 8599	1	J			EMO	DGT		PISTON, Overdrive Clutch
24	0152 796	6	J			EMO	DGT		SCREW, .25-20
25	4431 697	1	J			EMO	DGT		SEAL, Overdrive Clutch Piston
26	4431 696	1	J			EMO	DGT		SEAL, Overdrive Clutch Piston
27	4431 585	1	J			EMO	DGT		PLATE, Transmission O/Drive Clutch, Items 27-35, .123-.125' Thick
-28	4431 731	1	J			EMO	DGT		PLATE, Transmission O/Drive Clutch, .138-.140' Thick
-29	4431 586	1	J			EMO	DGT		PLATE, Transmission O/Drive Clutch, .153-.155' Thick
-30	4431 732	1	J			EMO	DGT		PLATE, Transmission O/Drive Clutch, .168-.170' Thick
-31	4431 587	1	J			EMO	DGT		PLATE, Transmission O/Drive Clutch, .183-.185' Thick

JEEP GRAND CHEROKEE (ZJ)
 SERIES LINE BODY ENGINE TRANSMISSION
 L = Low Line J = 4WD 74 = 4 Door ERH, ER0 = 4.0L Power Tech I-6. DGW = 4 Speed Auto. 44RE
 ELF, EL0 = 5.2L V8 MPI DGK = 4 Speed Auto. 42RE
 EML, EM0 = 5.9L V8 MPI DGT = 4 Speed Auto. 46RE
 DG0 = All Speed Auto.

AR = Use as required - = Non illustrated part # = New this model year

October 20, 2004

Clutch, Overdrive with Gear Train 46RE DGT
Figure 46RE-1010



ITEM	PART NUMBER	QTY	LINE	SERIES	BODY	ENGINE	TRANS	TRIM	DESCRIPTION
-32	4431 733	1	J			EM0	DGT		PLATE, Transmission O/Drive Clutch, .198-.200' Thick
-33	4431 588	1	J			EM0	DGT		PLATE, Transmission O/Drive Clutch, .213-.215' Thick
-34	4431 734	1	J			EM0	DGT		PLATE, Transmission O/Drive Clutch, .228-.230' Thick
-35	4431 590	1	J			EM0	DGT		PLATE, Transmission O/Drive Clutch, .243-.245' Thick
36	4431 916	1	J			EM0	DGT		SPACER, Intermediate Shaft, 1.58mm, Items 36-39, 0158' Thick
-37	4431 917	1	J			EM0	DGT		SPACER, Intermediate Shaft, .175, .175' Thick
-38	4431 918	1	J			EM0	DGT		SPACER, Intermediate Shaft, .193, .193' Thick
-39	4431 919	1	J			EM0	DGT		SPACER, Intermediate Shaft, .211, .211' Thick
40	4461 033	2	J			EM0	DGT		PLATE, Transmission Clutch Reaction
41	4461 047	3	J			EM0	DGT		PLATE, Transmission Clutch Reaction
42	4461 181	4	J			EM0	DGT		DISC, Direct Clutch
43	4461 033	2	J			EM0	DGT		PLATE, Transmission Clutch Reaction
44	4461 066	1	J			EM0	DGT		SPRING, Overdrive Clutch
45	4461 065	1	J			EM0	DGT		SNAP RING, 6.50 OD

JEEP GRAND CHEROKEE (ZJ)

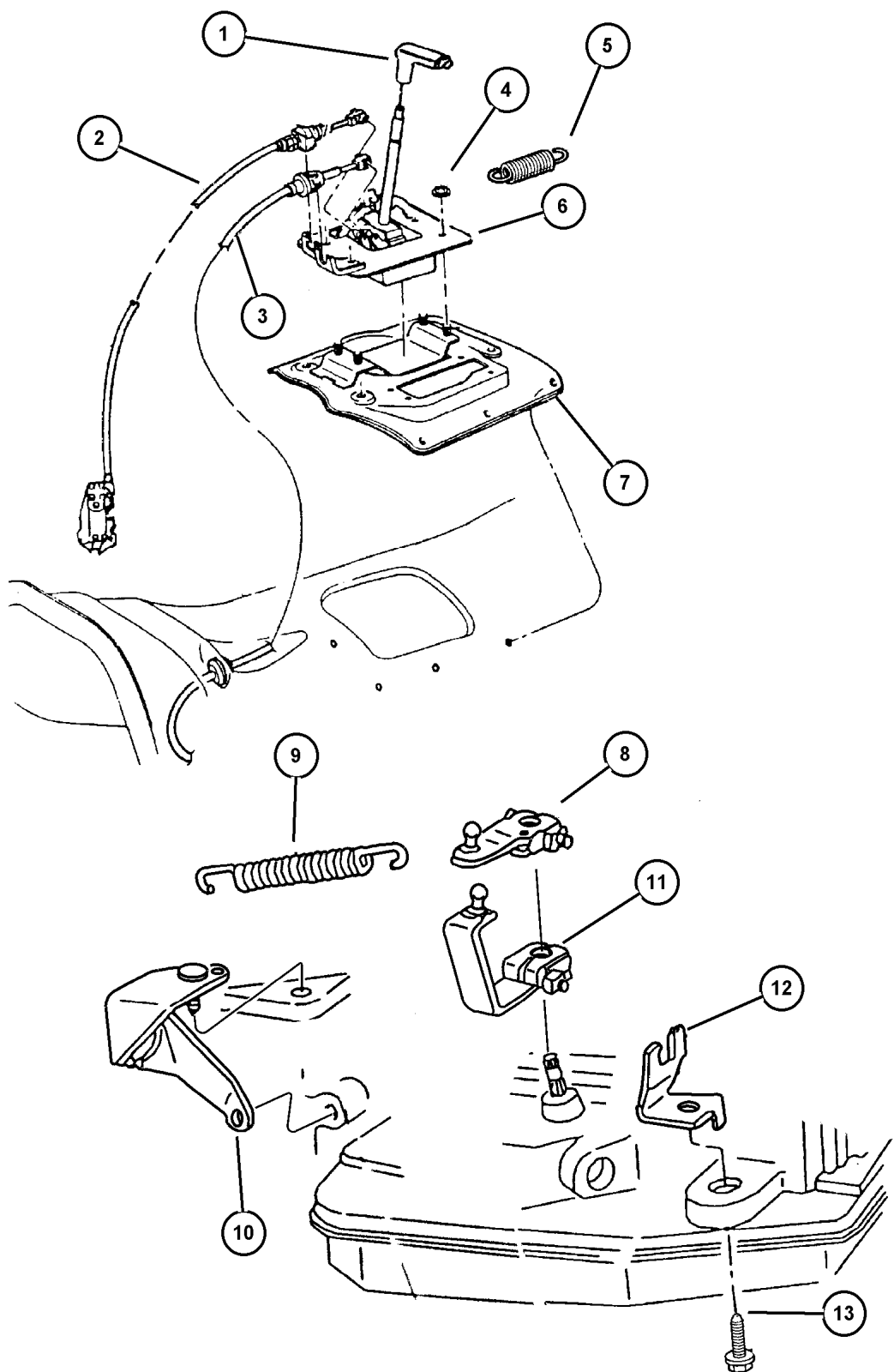
SERIES	LINE	BODY	ENGINE	TRANSMISSION
L = Low Line	J = 4WD T = 2WD	74 = 4 Door	ERH, ER0 = 4.0L Power Tech I-6. ELF, EL0 = 5.2L V8 MPI EML, EM0 = 5.9L V8 MPI	DGW = 4 Speed Auto. 44RE DGK = 4 Speed Auto. 42RE DGT = 4 Speed Auto. 46RE DGO = All Speed Auto.

AR = Use as required - = Non illustrated part # = New this model year

October 20, 2004

Controls, Gearshift, Floor Mounted, Automatic Transmission, 4 Speed, 46RE
Figure 46RE-1210

ITEM	PART NUMBER	QTY	LINE	SERIES	BODY	ENGINE	TRANS	TRIM	DESCRIPTION
1	5210 4125	1				EM0	DG0		HANDLE, Gearshift
2	5207 8961	1					DG0		CABLE, Park Interlock
3	5210 4095	1					DG0		CABLE, Gearshift Control
4	6101 695	4					DG0		NUT, Hex Flange Lock, M8x1.25
5	5300 3350	1				EM0	DG0		SPRING, Pawl Return
6	52104 251AA	1				EM0	DG0		HOUSING AND LEVER, Shifter
7	5529 5725	1	J				DG0		COVER, Gearshift
8	52078 723AB	1					DG0		LEVER, Throttle Valve
9	5300 9055	1					DG0		SPRING, Throttle Valve Return
10	5207 8875	1				EM0	DG0		BRACKET, Shift Cable
11	52079 168AB	1					DG0		LEVER, Manual Control
12	5207 8867	1					DG0		BRACKET, Cable
13	0181 112	1					DG0		SCREW AND WASHER, .375-16x1.00



JEEP GRAND CHEROKEE (ZJ)

SERIES	LINE	BODY	ENGINE	TRANSMISSION
L = Low Line	J = 4WD T = 2WD	74 = 4 Door	ERH, ER0 = 4.0L Power Tech I-6. ELF, EL0 = 5.2L V8 MPI EML, EM0 = 5.9L V8 MPI	DGW = 4 Speed Auto. 44RE DGK = 4 Speed Auto. 42RE DGT = 4 Speed Auto. 46RE DG0 = All Speed Auto.

Group - 242

Transfer Case Model 242

GROUP 242 - Transfer Case Model 242

Illustration Title

Group-Fig. No.

Transfer Case Assembly

Transfer Case Assembly 242 (DHP) Fig. 242-110

Case and Related Parts

Case, Extensions And Miscellaneous 242 (DHP) Fig. 242-210

Gear Train

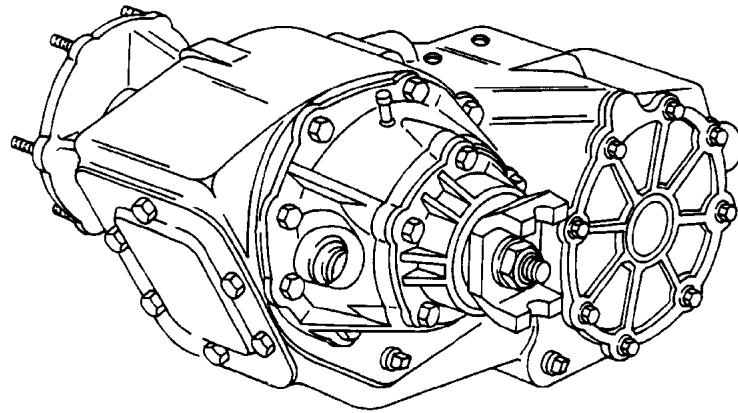
Gear Train 242(DHP) Fig. 242-410

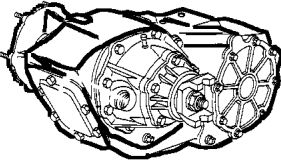
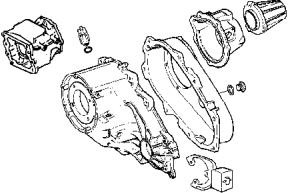
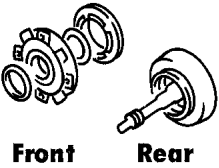
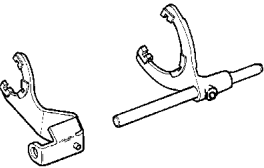
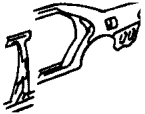
Fork and Rails

Forks, Rails - Shifting 242 (DHP) Fig. 242-910

Gearshift Controls

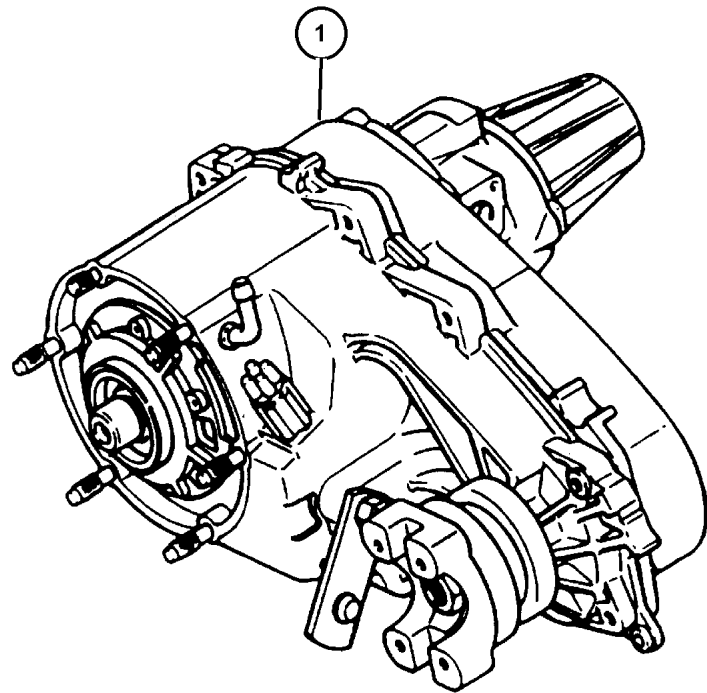
Controls, Shift 242 (DHP) Fig. 242-1210



<p>242-100 Transfer Case Assembly</p> 	<p>242-200 Case and Related Parts</p> 	<p>242-400 Gear Train</p>  <p>Front Rear</p>	<p>242-900 Fork and Rails</p> 
<p>242-1200 Gearshift Controls</p> 			

Transfer Case Assembly 242 (DHP)
Figure 242-110

ITEM	PART NUMBER	QTY	LINE	SERIES	BODY	ENGINE	TRANS	TRIM	DESCRIPTION
1	5209 8917	1	J			ER0	DG0		TRANSFER CASE, NP242

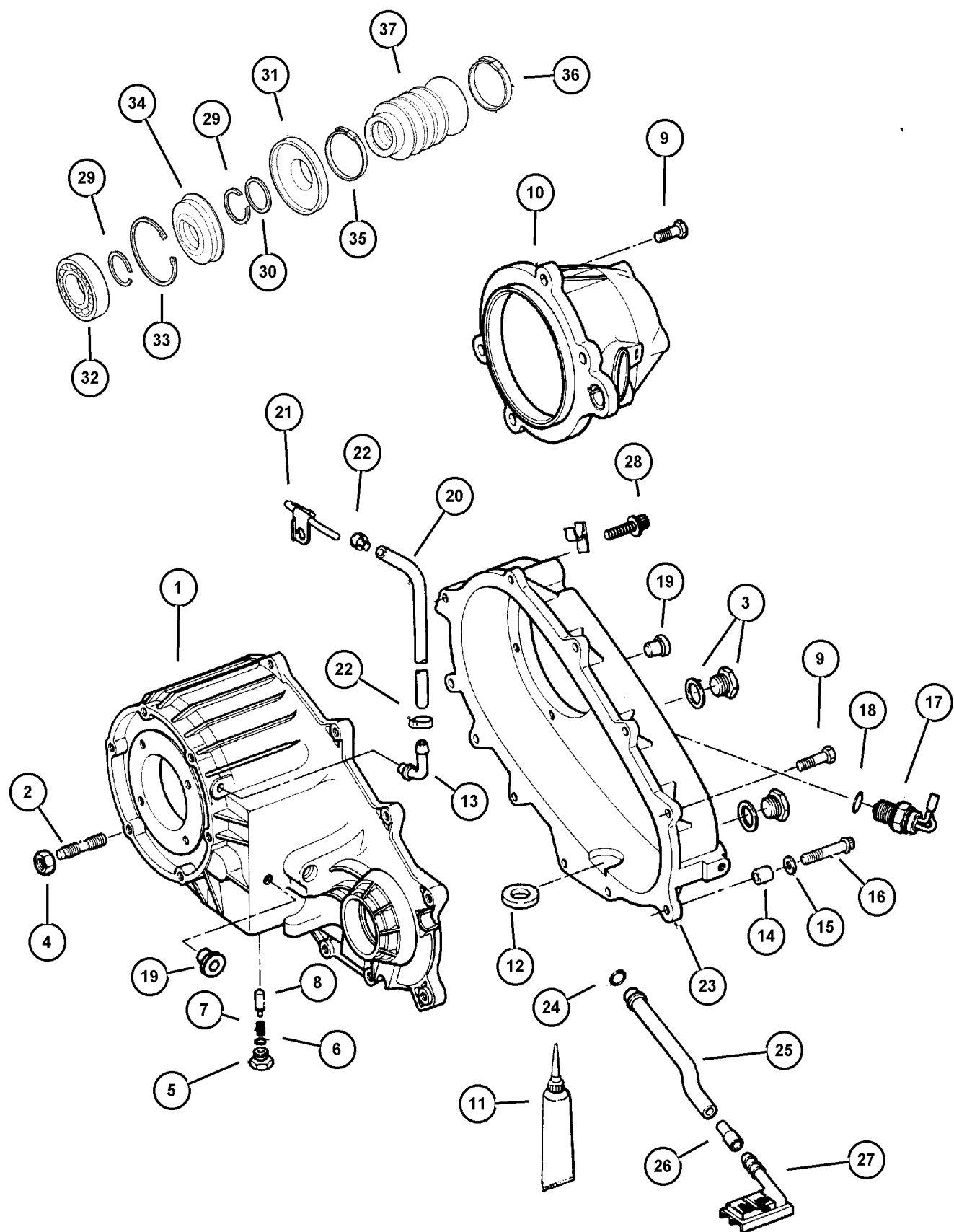


JEEP GRAND CHEROKEE (ZJ)				
SERIES	LINE	BODY	ENGINE	TRANSMISSION
L = Low Line	J = 4WD T = 2WD	74 = 4 Door	ERH, ER0 = 4.0L Power Tech I-6. ELF, EL0 = 5.2L V8 MPI EML, EM0 = 5.9L V8 MPI	DGW = 4 Speed Auto. 44RE DGK = 4 Speed Auto. 42RE DGT = 4 Speed Auto. 46RE DG0 = All Speed Auto.

AR = Use as required - = Non illustrated part # = New this model year

October 20, 2004

Case, Extensions And Miscellaneous 242 (DHP)
Figure 242-210



ITEM	PART NUMBER	QTY	LINE	SERIES	BODY	ENGINE	TRANS	TRIM	DESCRIPTION
1	4856 389	1	J			ER0	DG0		CASE, Transfer Front
2	4505 365	6	J			ER0	DG0		STUD
3	4856 641	2	J			ER0	DG0		PLUG, Oil Fill
4	J400 6681	6	J						NUT AND CONED WASHER, Hex, .375-24
5	5300 8216	1	J			ER0	DG0		SCREW
6	4167 963	1	J			ER0	DG0		SEAL, O-Ring
7	4638 497	1	J			ER0	DG0		SPRING, Shift Detent
8	5300 8217	1	J			ER0	DG0		PLUNGER
9	4210 617	12	J			ER0	DG0		BOLT, Transfer Case
10	4856 391	1	J			ER0	DG0		RETAINER, Transfer Case Rear
11	4318 025	2	J			ER0	DG0		SEALANT, RTV
12	3681 601	1	J			ER0	DG0		MAGNET, Transmission
13	4796 910	1	J			ER0	DG0		VENT, Transfer Case
14	4116 310	2	J			ER0	DG0		DOWEL, Transfer Case
15	4210 983	2	J			ER0	DG0		WASHER, Flat
16	4210 614	2	J			ER0	DG0		BOLT, Hex Flange Head
17	5600 6755	1	J			ER0	DG0		SWITCH, Transfer Case Mode, Transfer Case Indicator
18	4338 956	2	J			ER0	DG0		SEAL, Vacuum Switch
19	0015 105	1	J			ER0	DG0		PLUG, Transmission Case
20	4443 176	1	J						HOSE, Fuel, .31 I.D. 50 Foot Roll
21	4796 910	1	J			ER0	DG0		VENT, Transfer Case
22	6502 081	2	J				DG0		CLAMP, Oil Cooler Line
23	4886 373AA	1	J			ER0	DG0		CASE, Transfer Case Rear, With Stamp # (52098917, Rear
24	4338 942	1	J			ER0	DG0		SEAL, Oil
25	8350 3523	1	J			ER0	DG0		TUBE, Oil Pickup
26	4338 944	1	J			ER0	DG0		CONNECTOR, Oil Tube Pickup
27	4338 943	1	J			ER0	DG0		FILTER, Transfer Case Oil
28	J813 0979	1	J			ER0	DG0		BOLT, Twelve Point Head, M10x1.5x48
29	J813 4488	2	J			ER0	DG0		SNAP RING, Bearing, Retainer
30	4798 118	1	J			ER0	DG0		WASHER
31	4798 119	1	J			ER0	DG0		SLINGER, Oil
32	4338 892	2	J			ER0	DG0		BEARING
33	4798 116	1	J			ER0	DG0		SNAP RING
34	4798 117	1	J			ER0	DG0		SEAL, Output Shaft
35	4798 121	1	J			ER0	DG0		CLAMP, Boot
36	4798 122	1	J			ER0	DG0		CLAMP, Boot
37	4798 123	1	J			ER0	DG0		BOOT, Driveshaft

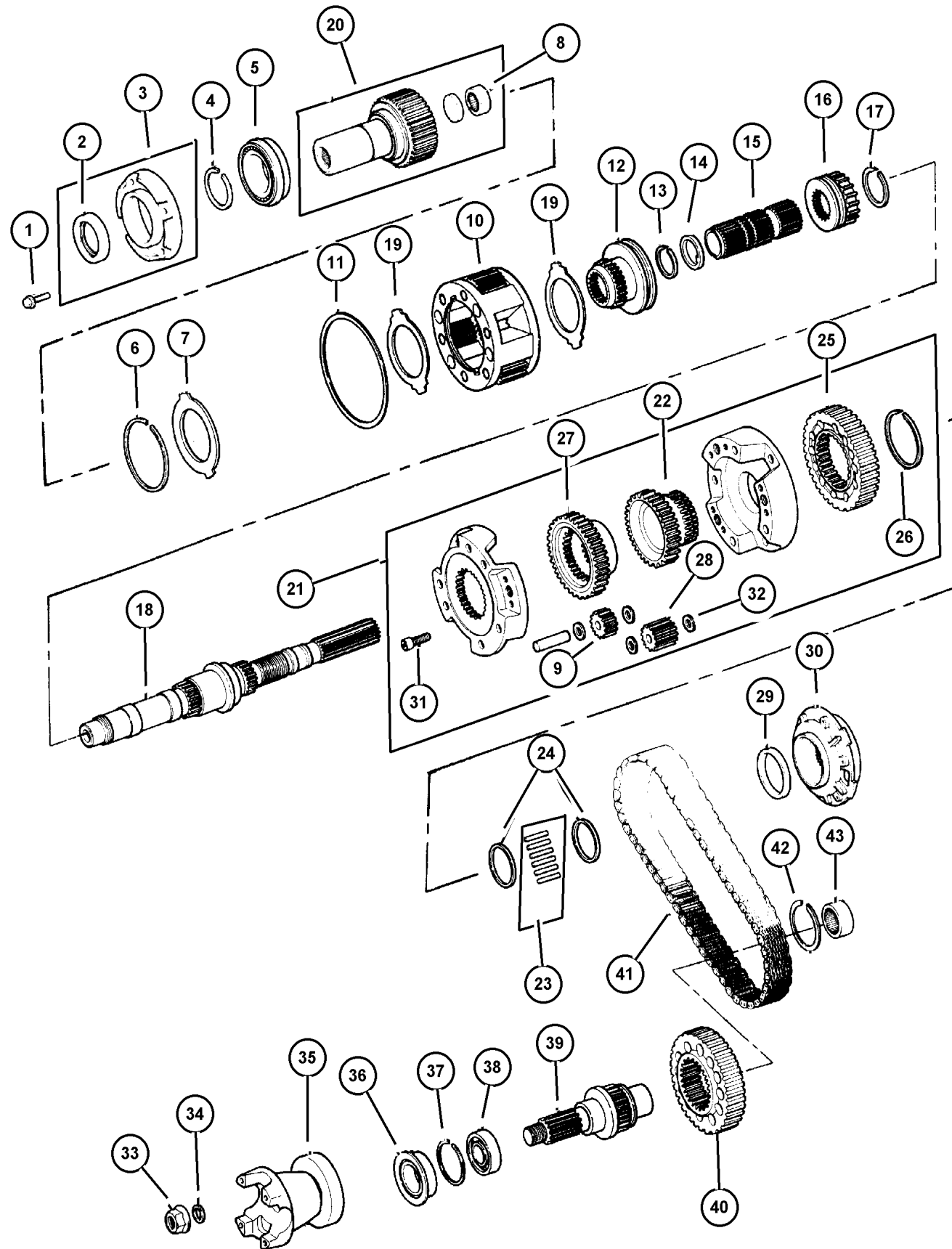
JEEP GRAND CHEROKEE (ZJ)

SERIES	LINE	BODY	ENGINE	TRANSMISSION
L = Low Line	J = 4WD T = 2WD	74 = 4 Door	ERH, ER0 = 4.0L Power Tech I-6. ELF, EL0 = 5.2L V8 MPI EML, EM0 = 5.9L V8 MPI	DGW = 4 Speed Auto. 44RE DGK = 4 Speed Auto. 42RE DGT = 4 Speed Auto. 46RE DG0 = All Speed Auto.

AR = Use as required - = Non illustrated part # = New this model year

October 20, 2004

**Gear Train 242(DHP)
Figure 242-410**



ITEM	PART NUMBER	QTY	LINE	SERIES	BODY	ENGINE	TRANS	TRIM	DESCRIPTION
1	6500 318	4	J			ER0	DG0		BOLT
2	4167 929	1	J			ER0	DG0		SEAL, Input Gear
3	4338 973	1	J			ER0	DG0		RETAINER
4	3821 558	1	J			ER0	DG0		SNAP RING
5	4746 155	1	J			ER0	DG0		BEARING, Input Gear
6	4338 910	1	J			ER0	DG0		SNAP RING
7	4338 909	1	J			ER0	DG0		RING
8	8350 3507	1	J			ER0	DG0		BEARING, Input Shaft
9	8350 4170	3	J			ER0	DG0		GEAR, Planetary, Narrow (Also serviced in item#21)
10	4796 903	1	J			ER0	DG0		PLANETARY, Transfer Case
11	4219 065	1	J			ER0	DG0		SNAP RING, Annulus Gear
12	4798 279	1	J			ER0	DG0		SLEEVE, Shift Range
13	8350 3540	1	J			ER0	DG0		SNAP RING
14	8350 3539	1	J			ER0	DG0		WASHER, Intermediate Sleeve
15	4798 277	1	J			ER0	DG0		SHAFT, Intermediate
16	8350 3542	1	J			ER0	DG0		SLEEVE, Mode Synchronizer
17	8350 3537	1	J			ER0	DG0		SNAP RING
18	4798 145	1	J			ER0	DG0		MAINSHAFT, Transfer Case
19	4338 908	2	J			ER0	DG0		THRUST WASHER, Planetary Carrier
20	4798 126	1	J			ER0	DG0		GEAR, Input
21	8350 3529	1	J			ER0	DG0		CARRIER, Differential
22	8350 3530	1	J			ER0	DG0		SPROCKET, Transfer Case
23	8350 3543	1	J			ER0	DG0		BEARING PACKAGE, Transfer Case
24	8350 3533	2	J			ER0	DG0		SPACER, Sprocket
25	8350 3531	1	J			ER0	DG0		SPROCKET, Transfer Case
26	8350 3532	1	J			ER0	DG0		SNAP RING, Retaining
27	8350 3536	1	J			ER0	DG0		SPROCKET, Differential
28	8350 4169	3	J			ER0	DG0		GEAR, Planetary, Wide
29	4210 603	1	J			ER0	DG0		SEAL, Main Shaft
30	4338 936	1	J			ER0	DG0		PUMP, Transfer Case Oil
31	3820 898	3	J			ER0	DG0		SCREW, Also serviced in item# 21
32	8350 4168	12	J			ER0	DG0		WASHER, Differential Gear, Also serviced in item# 21
33	4167 924	1	J			ER0	DG0		NUT, Transfer Case Yoke
34	4210 973	1	J			ER0	DG0		WASHER, Transfer Case Yoke, Rubber
35	4798 138	1	J			ER0	DG0		YOKE, Transfer Case, Transfer Case Front
36	4798 125	1	J			ER0	DG0		SEAL, Output Shaft
37	0893 31A	1	J			ER0	DG0		SNAP RING, Snap Bearing Front

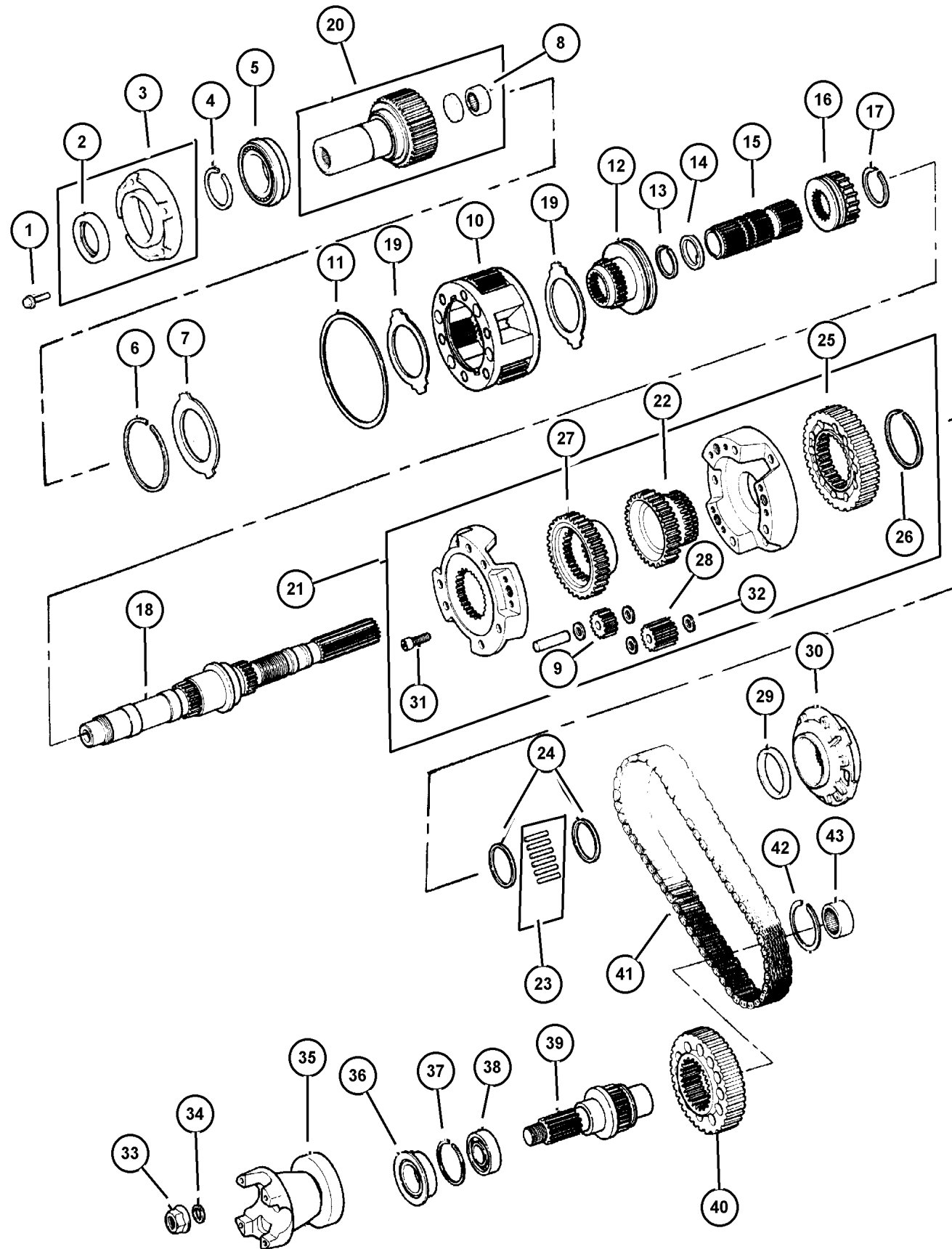
JEEP GRAND CHEROKEE (ZJ)

SERIES	LINE	BODY	ENGINE	TRANSMISSION
L = Low Line	J = 4WD T = 2WD	74 = 4 Door	ERH, ER0 = 4.0L Power Tech I-6. ELF, EL0 = 5.2L V8 MPI EML, EM0 = 5.9L V8 MPI	DGW = 4 Speed Auto. 44RE DGK = 4 Speed Auto. 42RE DGT = 4 Speed Auto. 46RE DG0 = All Speed Auto.

AR = Use as required - = Non illustrated part # = New this model year

October 20, 2004

**Gear Train 242(DHP)
Figure 242-410**



ITEM	PART NUMBER	QTY	LINE	SERIES	BODY	ENGINE	TRANS	TRIM	DESCRIPTION
38	4338 321	1	J			ER0	DG0		BEARING
39	4746 321	1	J			ER0	DG0		OUTPUT SHAFT, Transfer Case
40	8350 3518	1	J			ER0	DG0		SPROCKET, Transfer Case
41	8350 4575	1	J			ER0	DG0		CHAIN, Transfer Case
42	0893 31A	1	J			ER0	DG0		SNAP RING
43	4269 189	1	J			ER0	DG0		BEARING, Output Shaft

JEEP GRAND CHEROKEE (ZJ)

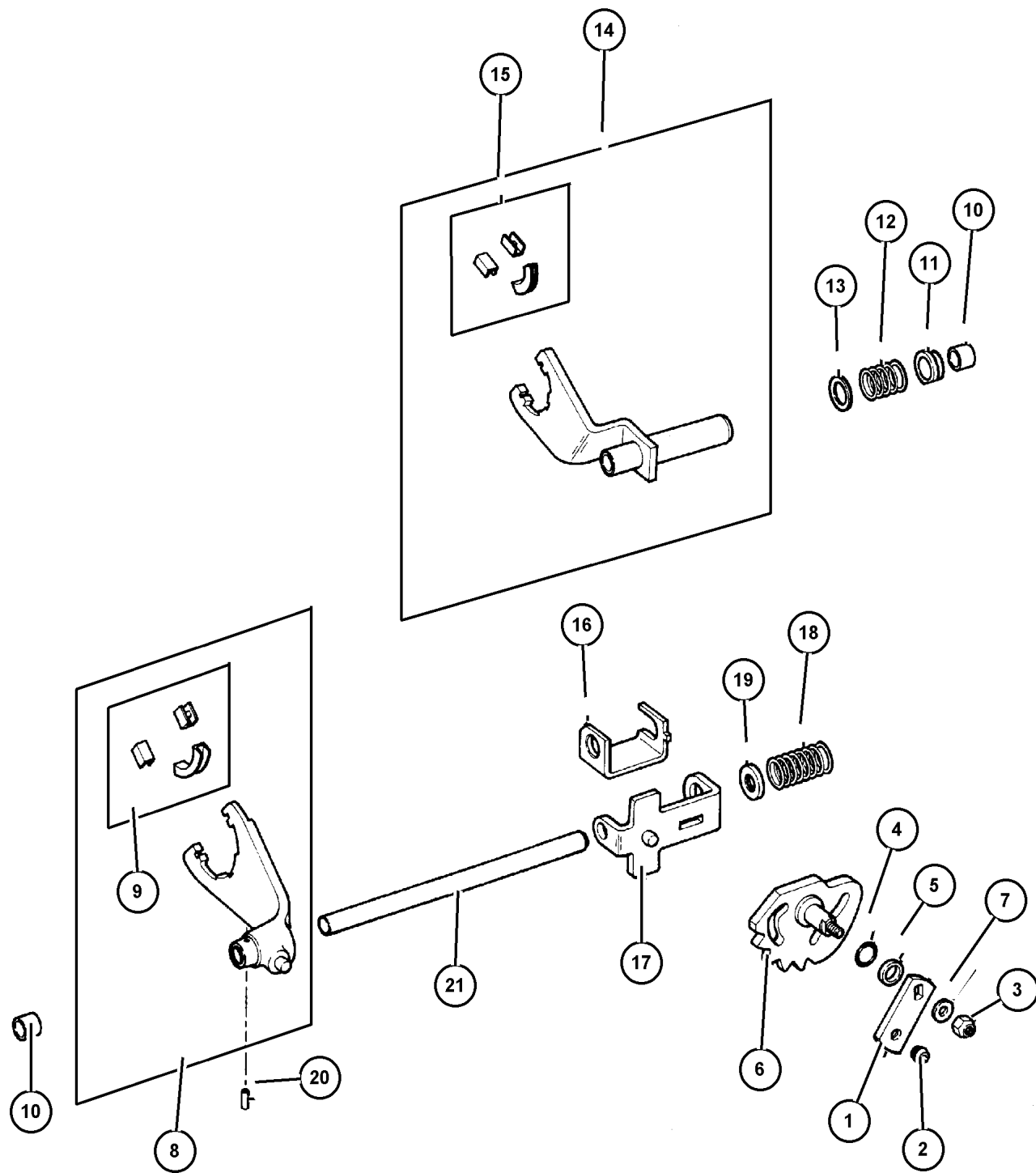
SERIES	LINE	BODY	ENGINE	TRANSMISSION
L = Low Line	J = 4WD T = 2WD	74 = 4 Door	ERH, ER0 = 4.0L Power Tech I-6. ELF, EL0 = 5.2L V8 MPI EML, EM0 = 5.9L V8 MPI	DGW = 4 Speed Auto. 44RE DGK = 4 Speed Auto. 42RE DGT = 4 Speed Auto. 46RE DG0 = All Speed Auto.

AR = Use as required - = Non illustrated part # = New this model year

October 20, 2004

Forks, Rails - Shifting 242 (DHP)
Figure 242-910

ITEM	PART NUMBER	QTY	LINE	SERIES	BODY	ENGINE	TRANS	TRIM	DESCRIPTION
1	5300 4227	1	J			ER0	DG0		LEVER, Transfer Case, Transfer Case Shifting
2	5300 4810	1	J			ER0	DG0		BUSHING, Shift Lever, Shift Lever
3	0152 345	1	J			ER0	DG0		NUT, Hex Flange Lock
4	4167 963	1	J			ER0	DG0		SEAL, O-Ring
5	4167 964	1	J			ER0	DG0		RETAINER, Rear Clutch, Shift Lever ***
6	4638 949	1	J			ER0	DG0		SECTOR, Transfer Case, Transfer Case Shift ***
7									CAMS Unknown, WASHER, (DNS), (NOT SERVICED) (Not Serviced)
8	8350 3508	1	J			ER0	DG0		FORK, Range, Range Shift
9	4167 969	4	J			ER0	DG0		PAD, Shift Fork
10	J813 4291	2	J			ER0	DG0		BUSHING, Shift Fork, Mode Shift Rail
11	4338 945	1	J			ER0	DG0		BUSHING, Shift Rail, Shift Rail Retainer
12	8350 3513	1	J			ER0	DG0		SPRING, Mode Shift Fork, Mode Shift Rail
13	8350 3512	1	J			ER0	DG0		WASHER, Flat, Mode Shift Rail
14	4638 950	1	J			ER0	DG0		FORK, Transfer Case Mode Shift, Mode Shift ***
15	4338 376	1	J			ER0	DG0		PAD, Shift Fork, Center
16	8350 3511	1	J			ER0	DG0		BRACKET, Shift Mode, Shift, Inner
17	8350 3510	1	J			ER0	DG0		BRACKET, Shift Mode, Shift, Outer
18	8350 3516	1	J			ER0	DG0		SPRING, Mode Shift Fork
19	8350 3515	1	J			ER0	DG0		CUP, Shift Fork Spring
20	1664 355	1	J			ER0	DG0		PIN, Shift Fork, Shift Fork
21	8350 4469	1	J			ER0	DG0		RAIL, Transfer Case, Shift Fork



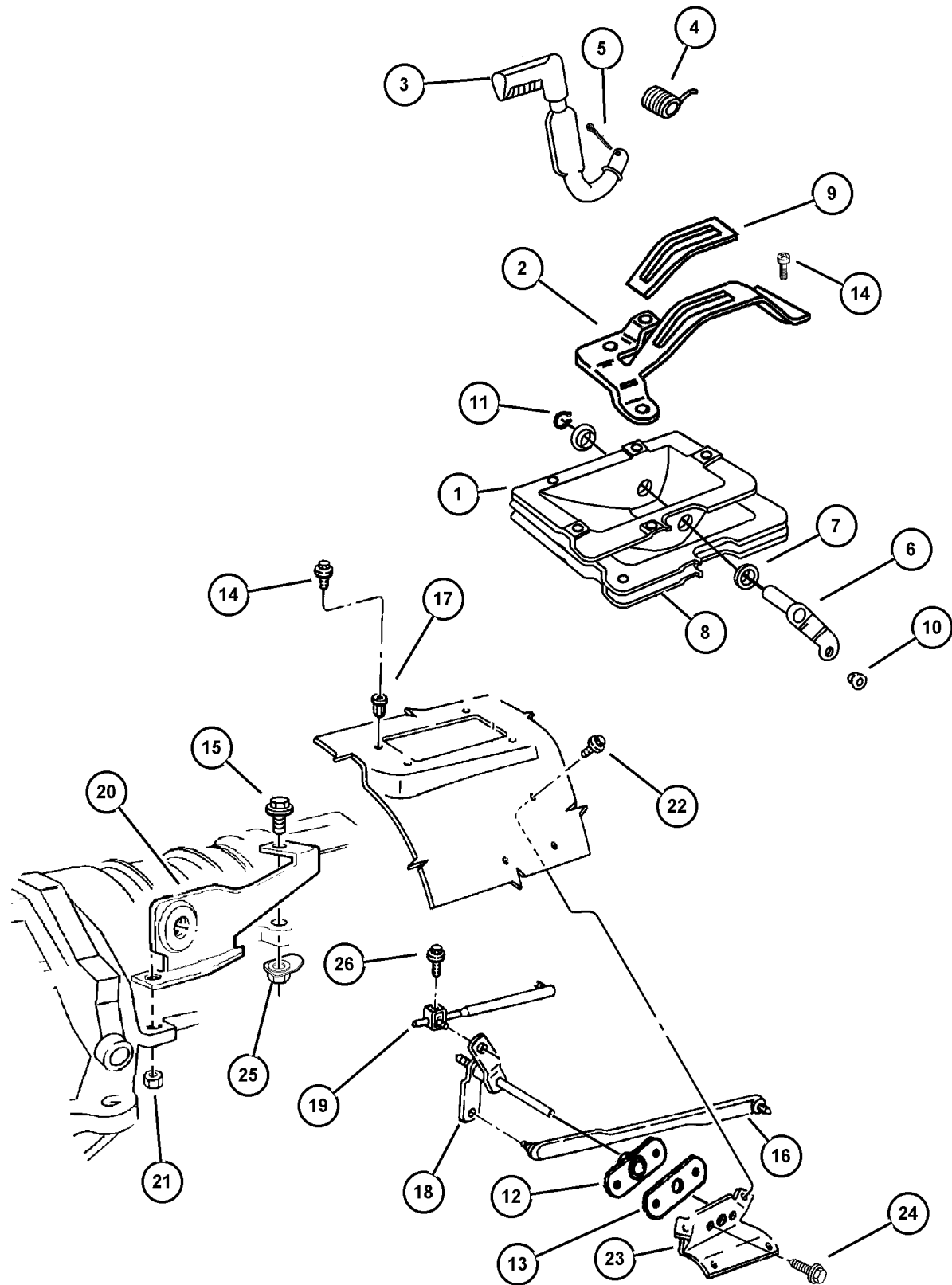
JEEP GRAND CHEROKEE (ZJ)

SERIES	LINE	BODY	ENGINE	TRANSMISSION
L = Low Line	J = 4WD T = 2WD	74 = 4 Door	ERH, ER0 = 4.0L Power Tech I-6. ELF, EL0 = 5.2L V8 MPI EML, EM0 = 5.9L V8 MPI	DGW = 4 Speed Auto. 44RE DGK = 4 Speed Auto. 42RE DGT = 4 Speed Auto. 46RE DG0 = All Speed Auto.

AR = Use as required - = Non illustrated part # = New this model year

October 20, 2004

Controls, Shift 242 (DHP)
Figure 242-1210



ITEM	PART NUMBER	QTY	LINE	SERIES	BODY	ENGINE	TRANS	TRIM	DESCRIPTION
1	5207 8427	1	J						HOUSING, Shift Lever
2	5207 8757	1	J						GATE, Transfer Case Shifter
3	5207 8762	1	J						LEVER, Transfer Case Shifter
4									SPRING, Transfer Case Lever
	5210 4021	1	J			EL0, ER0 EM0			
5	J400 6723	1	J						PIN, Cotter
6	5207 8760	1	J						LEVER, Selector
7	5300 0639	2	J						BUSHING, Shift Control
8	5207 8059	1	J						GASKET, Shift Lever Housing
9	5207 8759	1	J						LINER, Transfer Case Selector
10	3575 333	AR	J						GROMMET, Control Rod Front
11	1150 5389	1	J						SNAP RING
12	5207 8134	1	J						BEARING, Transfer Case Shift
13	5300 5154	1	J						GASKET, Gearshift Control Rod
14									SCREW, Hex Head, M5x0.8x16.00, (NOT SERVICED) (Not Serviced)
15	6101 062	2	J				DGK, DGW		SCREW AND WASHER, Hex Head, M10x1.5x40
16	5207 8116	1	J			ER0	DGK		ROD, Gear Shift Control, Transfer Case, Transfer Case Shift Lever
17									RIVET, (NOT SERVICED) (Not Serviced)
18	4886 481AA	1	J						TORQUE SHAFT PACKAGE, Transfer Case
19	5207 8113	1	J						ROD, Gear Shift Control, Transfer Case, Gear Selector
20	5210 4222	1	J			ER0	DGK		BRACKET, Torque Shaft
21	6502 337	1	J				DGK, DGW		NUT, M10x1.5, w/ WASHER M10x1. 50 ***
22	6503 809	4	J						SCREW
23	5207 8022	1	J						BRACKET, Torque Bearing
24									SCREW AND WASHER, Hex Head, .250-14x.75, (NOT SERVICED) (Not Serviced)
25	6503 231	1	J				DGK, DGW		NUT, Brake Line
26	J941 9683	1	J						BOLT, Hex Flange Head, .312-18x. 625, .312-18x.625

JEEP GRAND CHEROKEE (ZJ)
SERIES LINE BODY ENGINE TRANSMISSION
L = Low Line J = 4WD 74 = 4 Door ERH, ER0 = 4.0L Power Tech I-6. DGW = 4 Speed Auto. 44RE
T = 2WD EML, EM0 = 5.9L V8 MPI DGT = 4 Speed Auto. 46RE
DG0 = All Speed Auto.

AR = Use as required - = Non illustrated part # = New this model year

October 20, 2004

Group - 249

Transfer Case Model 249

GROUP 249 - Transfer Case Model 249

Illustration Title

Group-Fig. No.

Transfer Case Assembly

Transfer Case Assembly 249 (DHR) Fig. 249-110

Case and Related Parts

Case, Extensions And Miscellaneous Parts 249 (DHR) Fig. 249-210

Gear Train

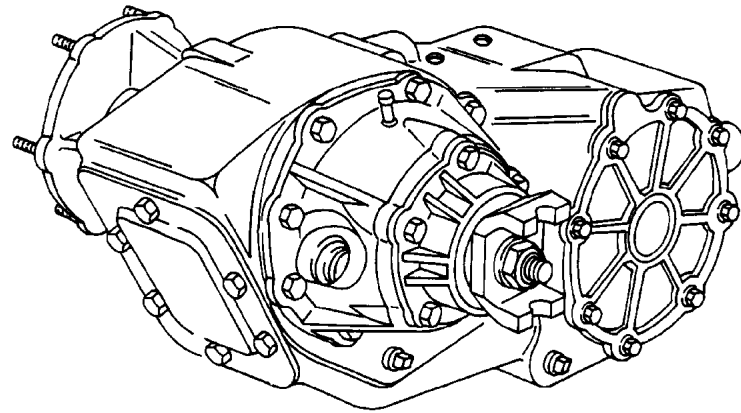
Gear Train 249 (DHR) Fig. 249-410

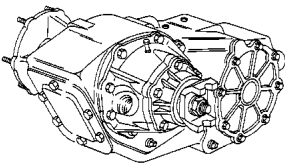
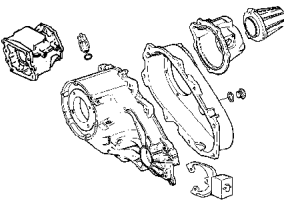
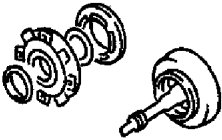
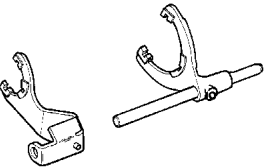
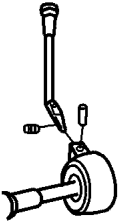
Fork and Rails

Forks And Rails 249 (DHR) Fig. 249-910

Gearshift Controls

Controls Shift 249 (DHR) Fig. 249-1210

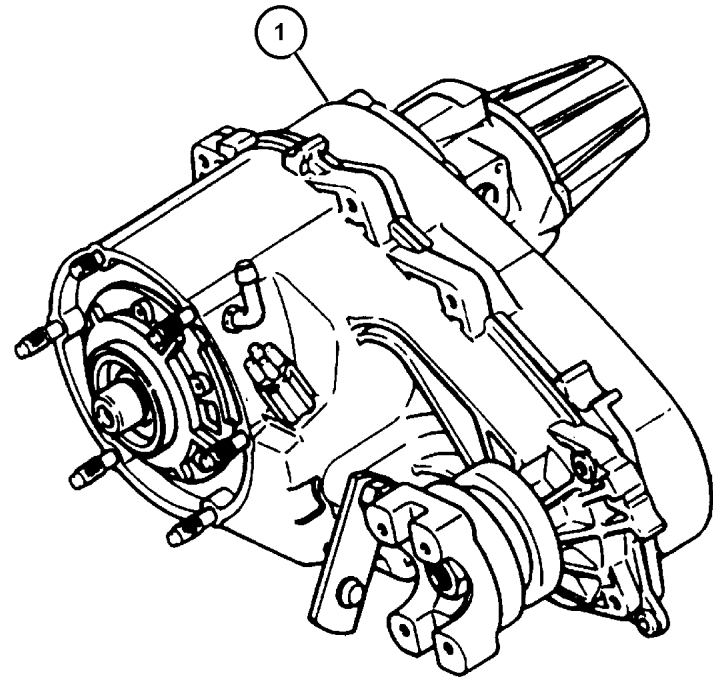


<p>249-100 Transfer Case Assembly</p> 	<p>249-200 Case and Related Parts</p> 	<p>249-400 Gear Train</p> 	<p>249-900 Fork and Rails</p> 
<p>249-1200 Gearshift Controls</p> 			

Transfer Case Assembly 249 (DHR)
Figure 249-110

ITEM	PART NUMBER	QTY	LINE	SERIES	BODY	ENGINE	TRANS	TRIM	DESCRIPTION
------	-------------	-----	------	--------	------	--------	-------	------	-------------

1									TRANSFER CASE, 52098916AB-52099424AA, (NOT SERVICED) (Not Serviced)
---	--	--	--	--	--	--	--	--	--

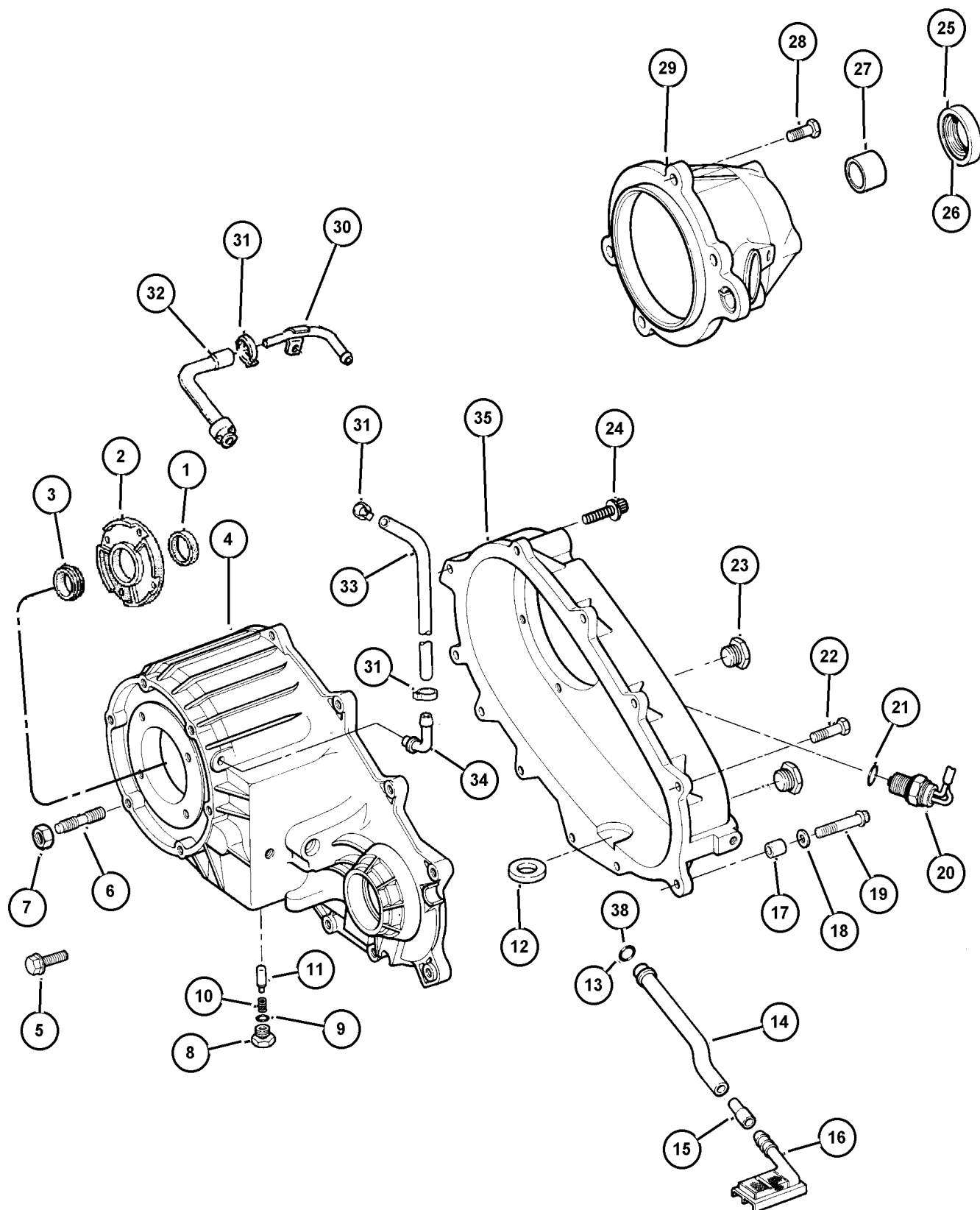


JEEP GRAND CHEROKEE (ZJ)				
SERIES	LINE	BODY	ENGINE	TRANSMISSION
L = Low Line	J = 4WD T = 2WD	74 = 4 Door	ERH, ER0 = 4.0L Power Tech I-6. ELF, EL0 = 5.2L V8 MPI EML, EM0 = 5.9L V8 MPI	DGW = 4 Speed Auto. 44RE DGK = 4 Speed Auto. 42RE DGT = 4 Speed Auto. 46RE DGO = All Speed Auto.

AR = Use as required - = Non illustrated part # = New this model year

October 20, 2004

Case, Extensions And Miscellaneous Parts 249 (DHR)
Figure 249-210



ITEM	PART NUMBER	QTY	LINE	SERIES	BODY	ENGINE	TRANS	TRIM	DESCRIPTION
1	4167 929	1	J			EL0, ER0	DG0		SEAL, Input Gear
	4798 033	1	J			EM0	DG0		
2	4338 973	1	J			EL0, ER0 EM0	DG0		RETAINER
3	4746 155	1	J			EL0, ER0 EM0	DG0		BEARING, Input Gear
4	4798 124	AR	J			EL0, ER0 EM0	DG0		CASE, Transfer Front
5	6500 318	4	J			EL0, ER0 EM0	DG0		BOLT
6	4505 365	6	J			EL0, ER0 EM0	DG0		STUD
7	J400 6681	6	J						NUT AND CONED WASHER, Hex, .375-24
8	4886 473AA	1	J			EL0, ER0	DG0		SCREW
	4886 474AA	1	J			EM0	DG0		With Stamp# 52099424aa
9	4338 956	2	J			EL0, ER0	DG0		SEAL, Vacuum Switch
		2	J			EM0	DG0		
10	4638 497	1	J			EL0, ER0	DG0		SPRING, Shift Detent
		1	J			EM0	DG0		
11	5300 8217	1	J			EL0, ER0	DG0		PLUNGER
		1	J			EM0	DG0		
12									MAGNET, Transmission

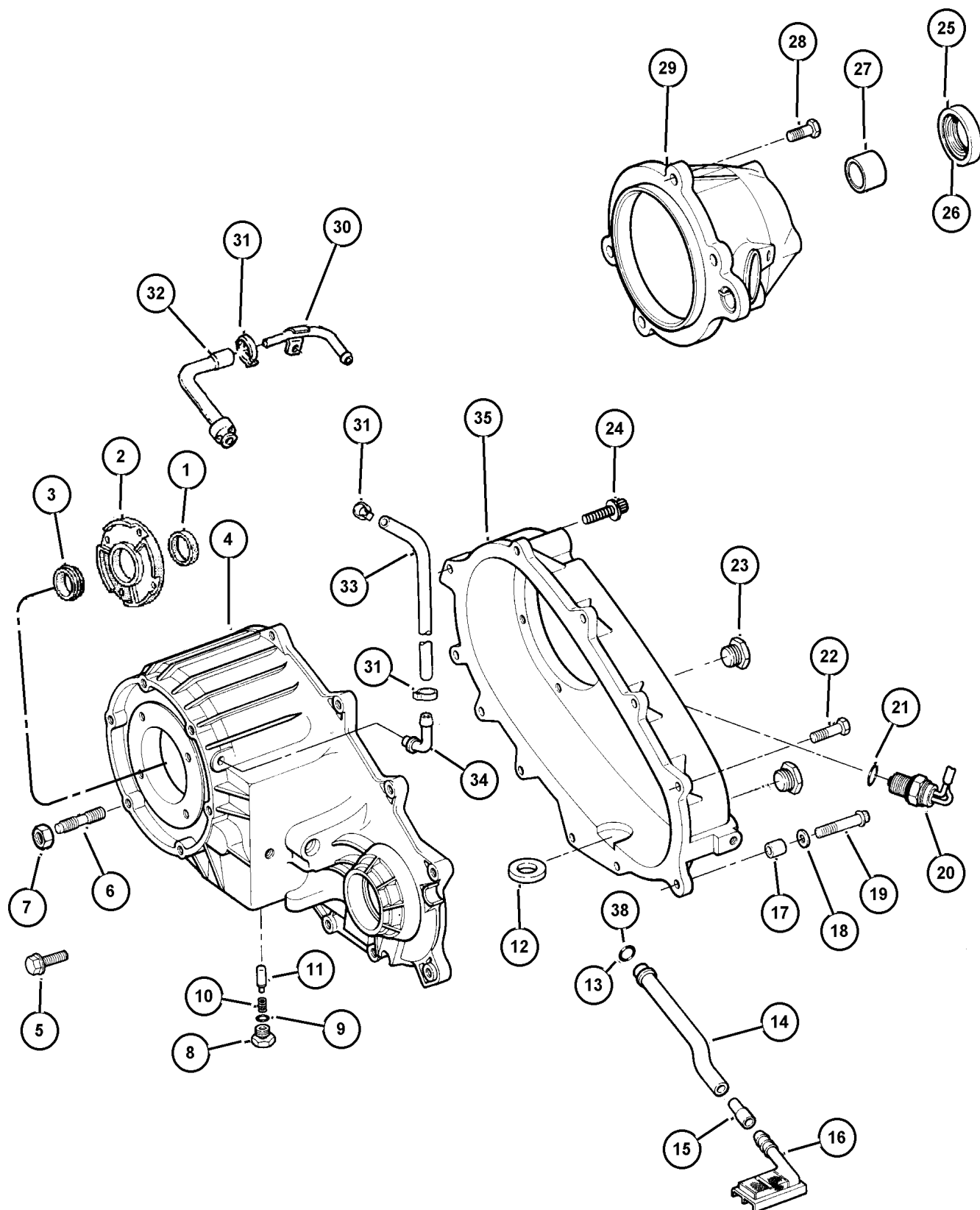
JEEP GRAND CHEROKEE (ZJ)

SERIES	LINE	BODY	ENGINE	TRANSMISSION
L = Low Line	J = 4WD T = 2WD	74 = 4 Door	ERH, ER0 = 4.0L Power Tech I-6. ELF, EL0 = 5.2L V8 MPI EML, EM0 = 5.9L V8 MPI	DGW = 4 Speed Auto. 44RE DGK = 4 Speed Auto. 42RE DGT = 4 Speed Auto. 46RE DG0 = All Speed Auto.

AR = Use as required - = Non illustrated part # = New this model year

October 20, 2004

Case, Extensions And Miscellaneous Parts 249 (DHR)
Figure 249-210



ITEM	PART NUMBER	QTY	LINE	SERIES	BODY	ENGINE	TRANS	TRIM	DESCRIPTION
	3681 601	1	J			EL0, ER0	DG0		
13	4338 942	1	J			EM0, EL0, ER0	DG0		SEAL, Oil
14	4638 893	1	J			EL0, ER0	DG0		TUBE, Oil Pickup
15	4338 944	1	J			EM0	DG0		CONNECTOR, Oil Tube Pickup
16	4338 943	1	J			EL0, ER0	DG0		FILTER, Transfer Case Oil
17	4116 310	1	J			EM0	DG0		DOWEL, Transfer Case
18	4210 983	1	J			EL0, ER0	DG0		WASHER, Flat
19	4210 614	1	J			EM0	DG0		BOLT, Hex Flange Head
20	5600 6755	1	J			EL0, ER0	DG0		SWITCH, Transfer Case Mode
21	4338 956	2	J			EM0	DG0		SEAL, Vacuum Switch
22	4210 617	7	J			EM0	DG0		BOLT, Transfer Case
23		1	J			EL0, ER0	DG0		7 Required PLUG, Oil Fill

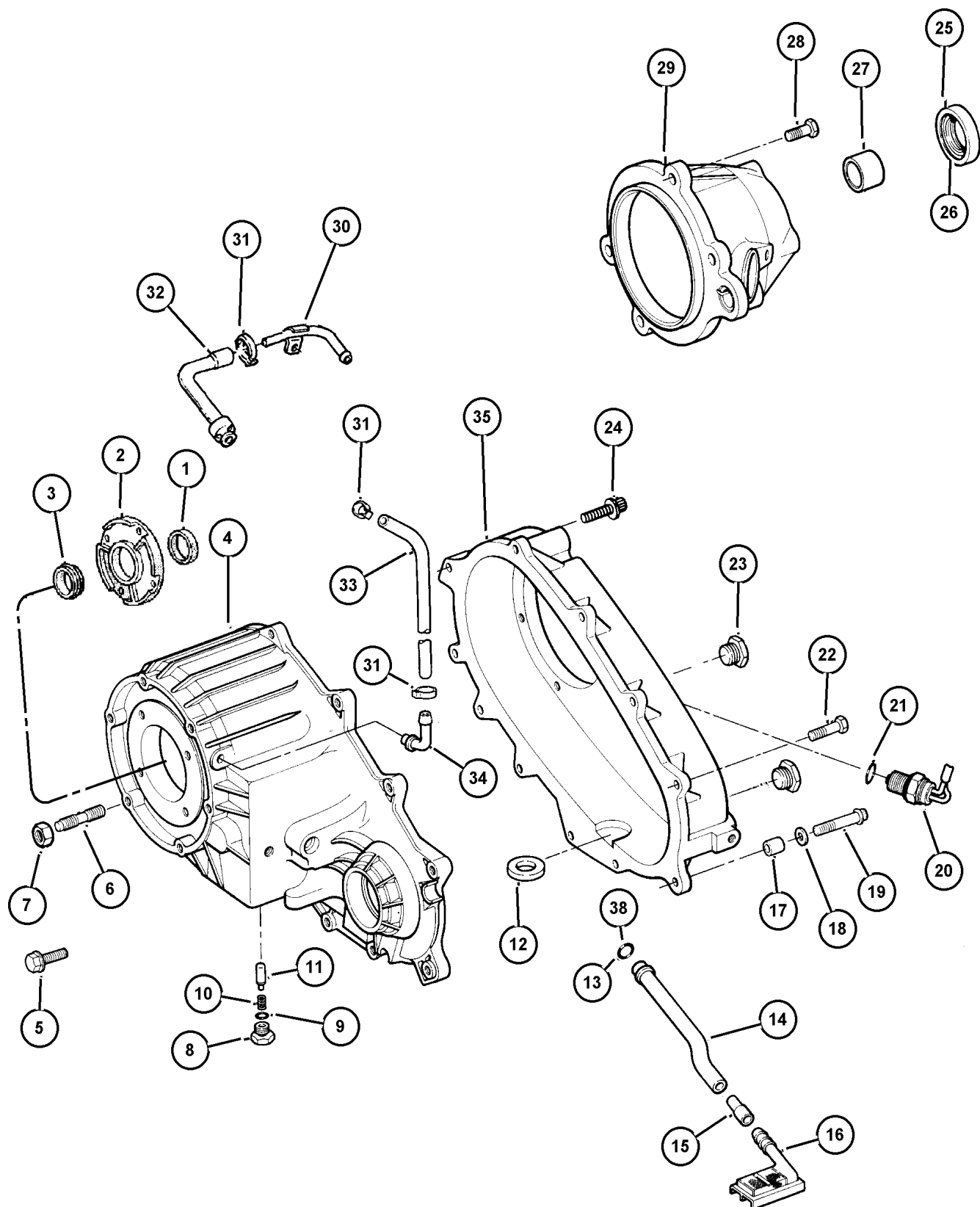
JEEP GRAND CHEROKEE (ZJ)

SERIES	LINE	BODY	ENGINE	TRANSMISSION
L = Low Line	J = 4WD T = 2WD	74 = 4 Door	ERH, ER0 = 4.0L Power Tech I-6. ELF, EL0 = 5.2L V8 MPI EML, EM0 = 5.9L V8 MPI	DGW = 4 Speed Auto. 44RE DGK = 4 Speed Auto. 42RE DGT = 4 Speed Auto. 46RE DG0 = All Speed Auto.

AR = Use as required - = Non illustrated part # = New this model year

October 20, 2004

**Case, Extensions And Miscellaneous Parts 249 (DHR)
Figure 249-210**



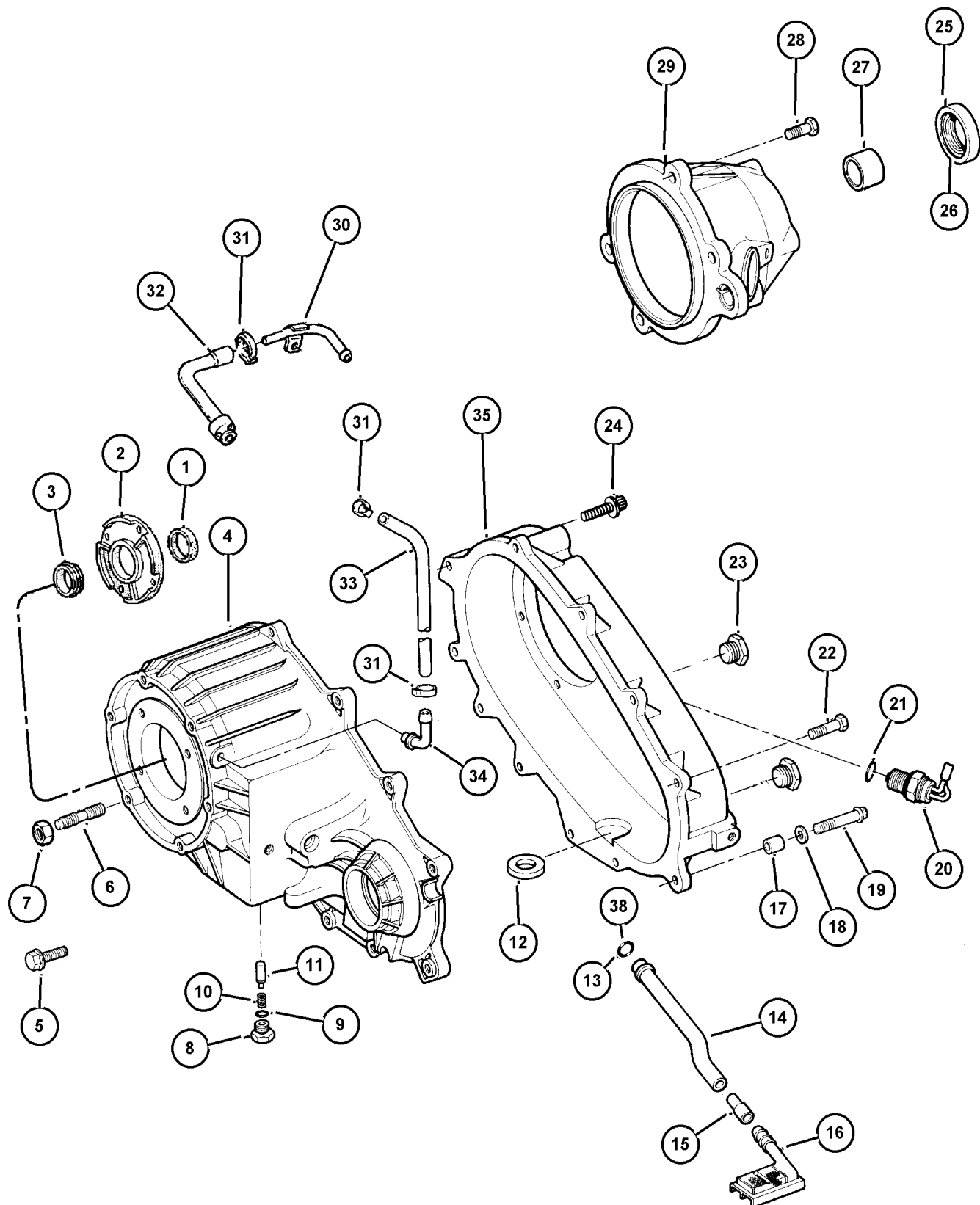
ITEM	PART NUMBER	QTY	LINE	SERIES	BODY	ENGINE	TRANS	TRIM	DESCRIPTION
	4856 641	1	J			EL0, ER0	DG0		
24		2	J			EM0	DG0		BOLT, Twelve Point Head, M10x1.5x48
	J813 0979	1	J			EL0, ER0	DG0		
25	4897 298AA	1	J			EM0	DG0		SEAL, Output Shaft, With Tag # [52099424AA]
26	4638 904	1	J			EL0, ER0	DG0		SEAL, With Stamp # [52098916AB]
27									BUSHING, Extension Housing
	4638 902	1	J			EL0, ER0	DG0		
28		1	J			EM0	DG0		BOLT, Retainer
	6501 371	4	J			EL0, ER0	DG0		
29		4	J			EM0			EXTENSION, Transfer Case
	4728 161	1	J			EL0, ER0	DG0		
	4864 782	1	J			EM0	DG0		With Stamp# 52099424aa
30	5300 4828	1	J						TUBE, Transfer Case Vent
31	6502 081	2	J						CLAMP, Oil Cooler Line
32									FILTER, Transfer Case Oil
	4338 943	1	J			EL0, ER0	DG0		
		1	J			EM0	DG0		
33	4443 176	1	J						HOSE, Fuel, .31 I.D. 50 Foot Roll, Roll
34									VENT, Transfer Case
	4796 910	1	J			EL0, ER0	DG0		
		1	J			EM0	DG0		
35									CASE, Transfer Rear
	4886 206AA	1	J			EL0, ER0	DG0		
	4886 184AA	1	J			EM0	DG0		With Stamp # 52099424aa
-36	2466 957	1	J			EL0, ER0	DG0		COVER, Transmission Converter

JEEP GRAND CHEROKEE (ZJ)
 SERIES LINE BODY ENGINE TRANSMISSION
 L = Low Line J = 4WD 74 = 4 Door ERH, ER0 = 4.0L Power Tech I-6. DGW = 4 Speed Auto. 44RE
 ELF, EL0 = 5.2L V8 MPI DGK = 4 Speed Auto. 42RE
 EML, EM0 = 5.9L V8 MPI DGT = 4 Speed Auto. 46RE
 DG0 = All Speed Auto.

AR = Use as required - = Non illustrated part # = New this model year

October 20, 2004

Case, Extensions And Miscellaneous Parts 249 (DHR)
Figure 249-210



ITEM	PART NUMBER	QTY	LINE	SERIES	BODY	ENGINE	TRANS	TRIM	DESCRIPTION
------	-------------	-----	------	--------	------	--------	-------	------	-------------

-37	2801 398	1	J			EL0, ER0	DG0		GASKET, Transmission
-----	----------	---	---	--	--	-------------	-----	--	----------------------

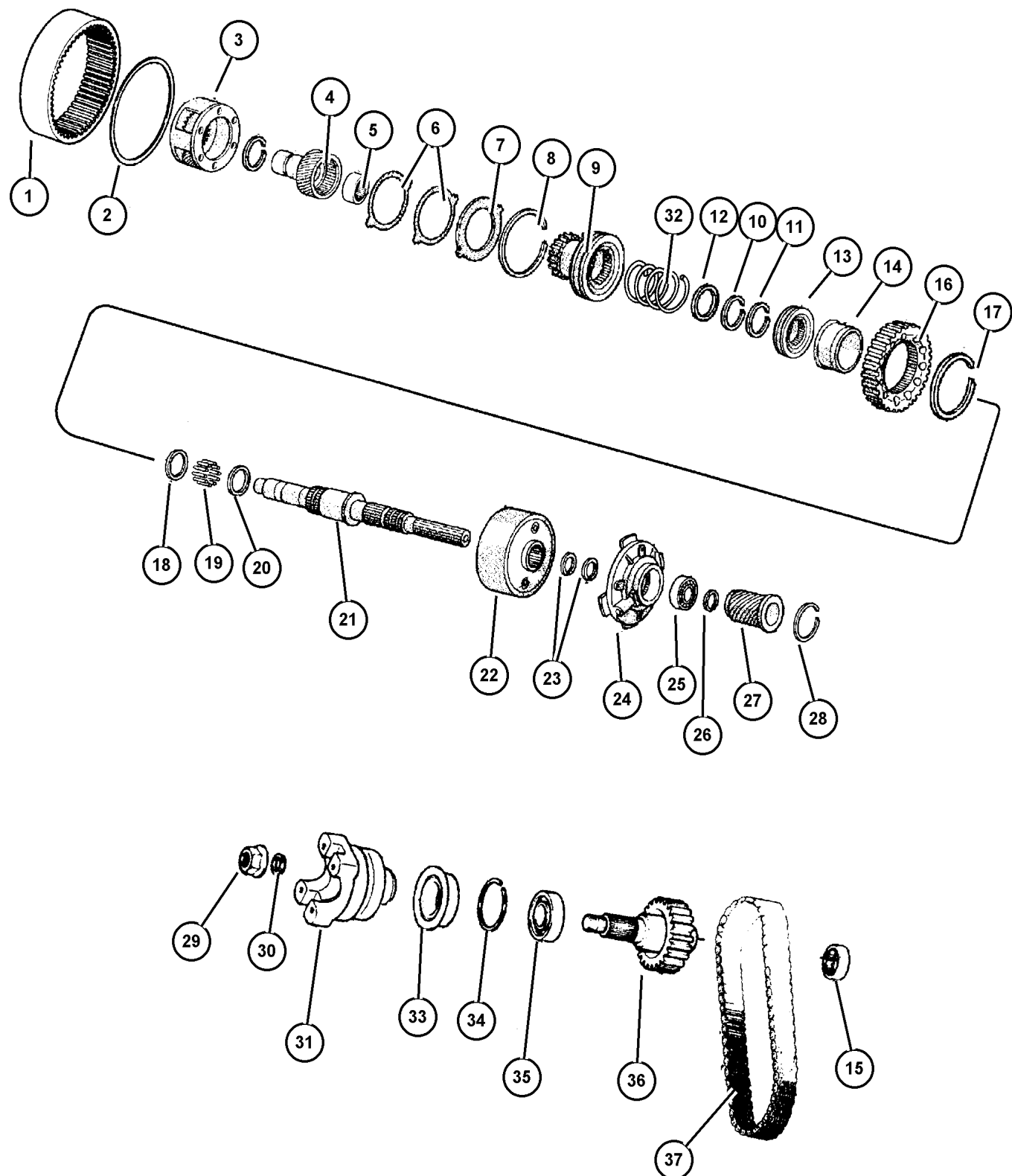
38	4798 035	1	J			EM0	DG0		SEAL, Transfer Case
----	----------	---	---	--	--	-----	-----	--	---------------------

JEEP GRAND CHEROKEE (ZJ)		BODY		ENGINE		TRANSMISSION	
SERIES	LINE						
L = Low Line	J = 4WD T = 2WD	74 = 4 Door		ERH, ER0 = 4.0L Power Tech I-6. ELF, EL0 = 5.2L V8 MPI EML, EM0 = 5.9L V8 MPI		DGW = 4 Speed Auto. 44RE DGK = 4 Speed Auto. 42RE DGT = 4 Speed Auto. 46RE DG0 = All Speed Auto.	

AR = Use as required - = Non illustrated part # = New this model year

October 20, 2004

**Gear Train 249 (DHR)
Figure 249-410**



ITEM	PART NUMBER	QTY	LINE	SERIES	BODY	ENGINE	TRANS	TRIM	DESCRIPTION
1									CAMS Unknown, GEAR, Annulus (Order Front Case) ***, (NOT SERVICED) (Not Serviced)
2	4219 065	1	J			EL0, ER0	DG0		SNAP RING, Annulus Gear
3	4796 903	1	J			EM0	DG0		PLANETARY, Transfer Case
4	4798 126	1	J			EL0, ER0	DG0		GEAR, Input
5	8350 3507	1	J			EM0	DG0		BEARING, Input Shaft
6	4338 908	1	J			EL0, ER0 EM0	DG0		THRUST WASHER, Planetary Carrier
7	4338 909	2	J			EL0, ER0 EM0	DG0		RING
8	4338 910	1	J			EL0, ER0 EM0	DG0		SNAP RING
9	4798 132	AR	J			EL0, ER0 EM0	DG0		SLEEVE, Shift Range
10	4338 910	1	J			EL0, ER0 EM0	DG0		SNAP RING
11		1	J			EL0, ER0 EM0	DG0		SNAP RING

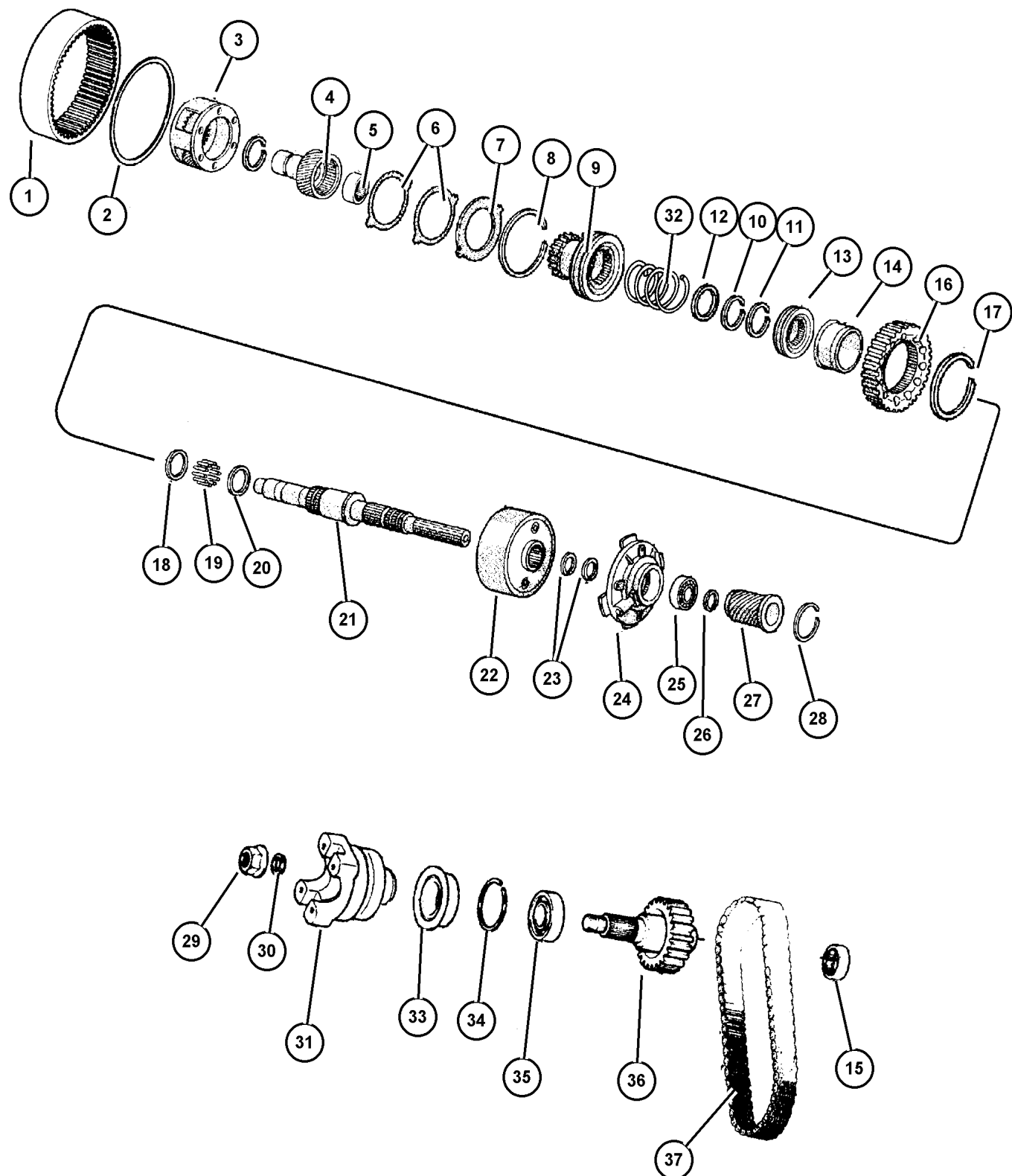
JEEP GRAND CHEROKEE (ZJ)

SERIES	LINE	BODY	ENGINE	TRANSMISSION
L = Low Line	J = 4WD T = 2WD	74 = 4 Door	ERH, ER0 = 4.0L Power Tech I-6. ELF, EL0 = 5.2L V8 MPI EML, EM0 = 5.9L V8 MPI	DGW = 4 Speed Auto. 44RE DGK = 4 Speed Auto. 42RE DGT = 4 Speed Auto. 46RE DG0 = All Speed Auto.

AR = Use as required - = Non illustrated part # = New this model year

October 20, 2004

**Gear Train 249 (DHR)
Figure 249-410**



ITEM	PART NUMBER	QTY	LINE	SERIES	BODY	ENGINE	TRANS	TRIM	DESCRIPTION
	3821 558	1	J			EL0,	DG0		
						ER0			
12	4798 129	1	J			EM0	DG0		WASHER, Clutch Control
						EL0,	DG0		
						ER0			
13	4897 520AA	1	J			EM0	DG0		CLUTCH, Oneway
						EL0,	DG0		
						ER0			
14	4897 522AA	1	J			EM0	DG0		GEAR, Differential
						EL0,	DG0		
						ER0			
15	2466 224	1	J			EM0	DG0		BEARING, Output Shaft
						EL0,	DG0		
						ER0			
16	4728 157	1	J			EM0	DG0		SPROCKET, Transfer Case
						EL0,	DG0		
						ER0			
17	8350 3532	1	J			EM0	DG0		SNAP RING
						EL0,	DG0		
						ER0			
18	8350 3533	1	J			EM0	DG0		SPACER, Sprocket
						EL0,	DG0		
						ER0			
19	8350 3543	1	J			EM0	DG0		BEARING PACKAGE, Transfer Case
						EL0,	DG0		
						ER0			
20	8350 3533	1	J			EM0	DG0		SPACER, Sprocket
						EL0,	DG0		
						ER0			
21	4798 127	1	J			EM0	DG0		SHAFT, Main
						EL0,	DG0		
						ER0			

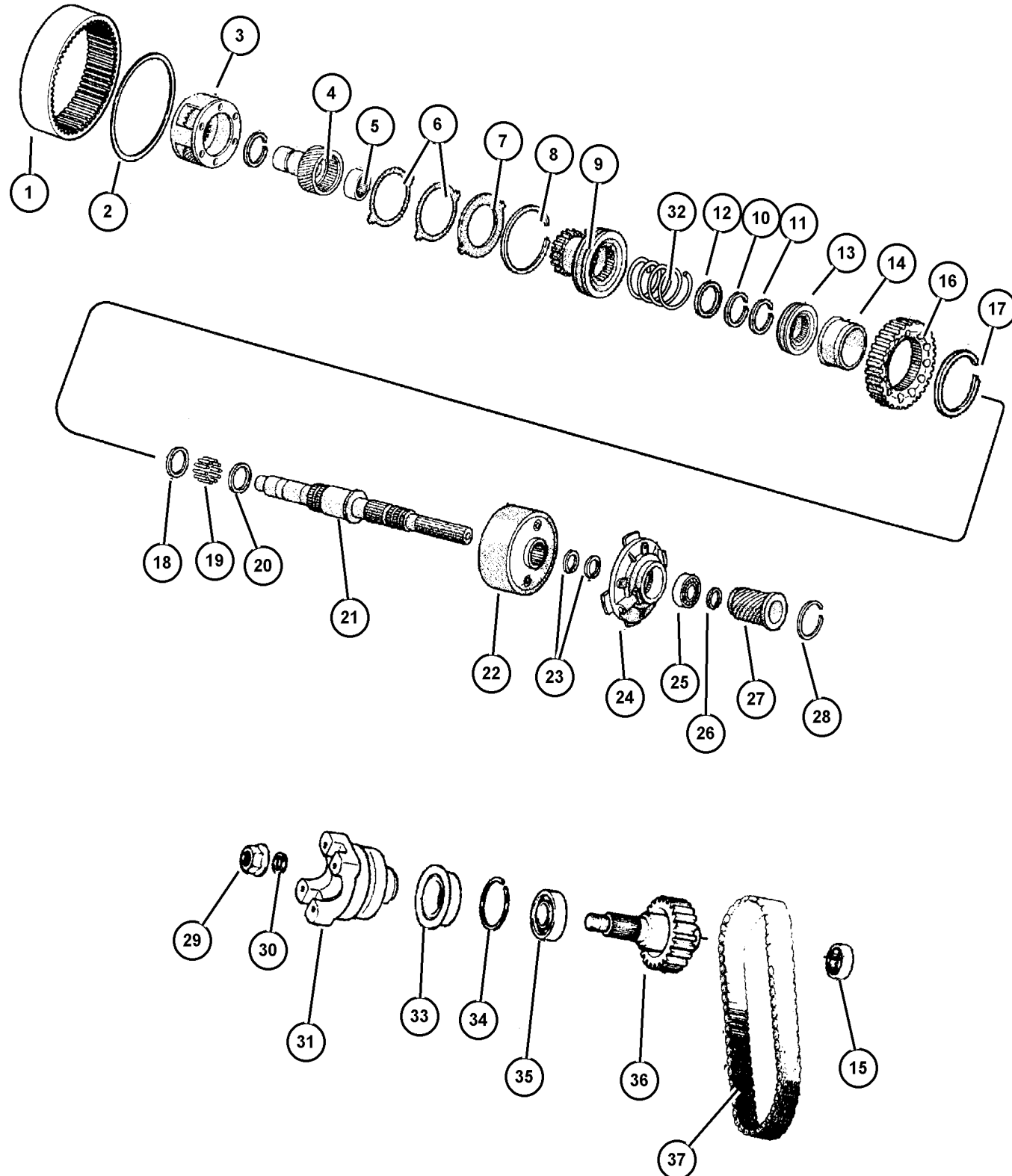
JEEP GRAND CHEROKEE (ZJ)

SERIES	LINE	BODY	ENGINE	TRANSMISSION
L = Low Line	J = 4WD T = 2WD	74 = 4 Door	ERH, ER0 = 4.0L Power Tech I-6. ELF, EL0 = 5.2L V8 MPI EML, EM0 = 5.9L V8 MPI	DGW = 4 Speed Auto. 44RE DGK = 4 Speed Auto. 42RE DGT = 4 Speed Auto. 46RE DG0 = All Speed Auto.

AR = Use as required - = Non illustrated part # = New this model year

October 20, 2004

**Gear Train 249 (DHR)
Figure 249-410**

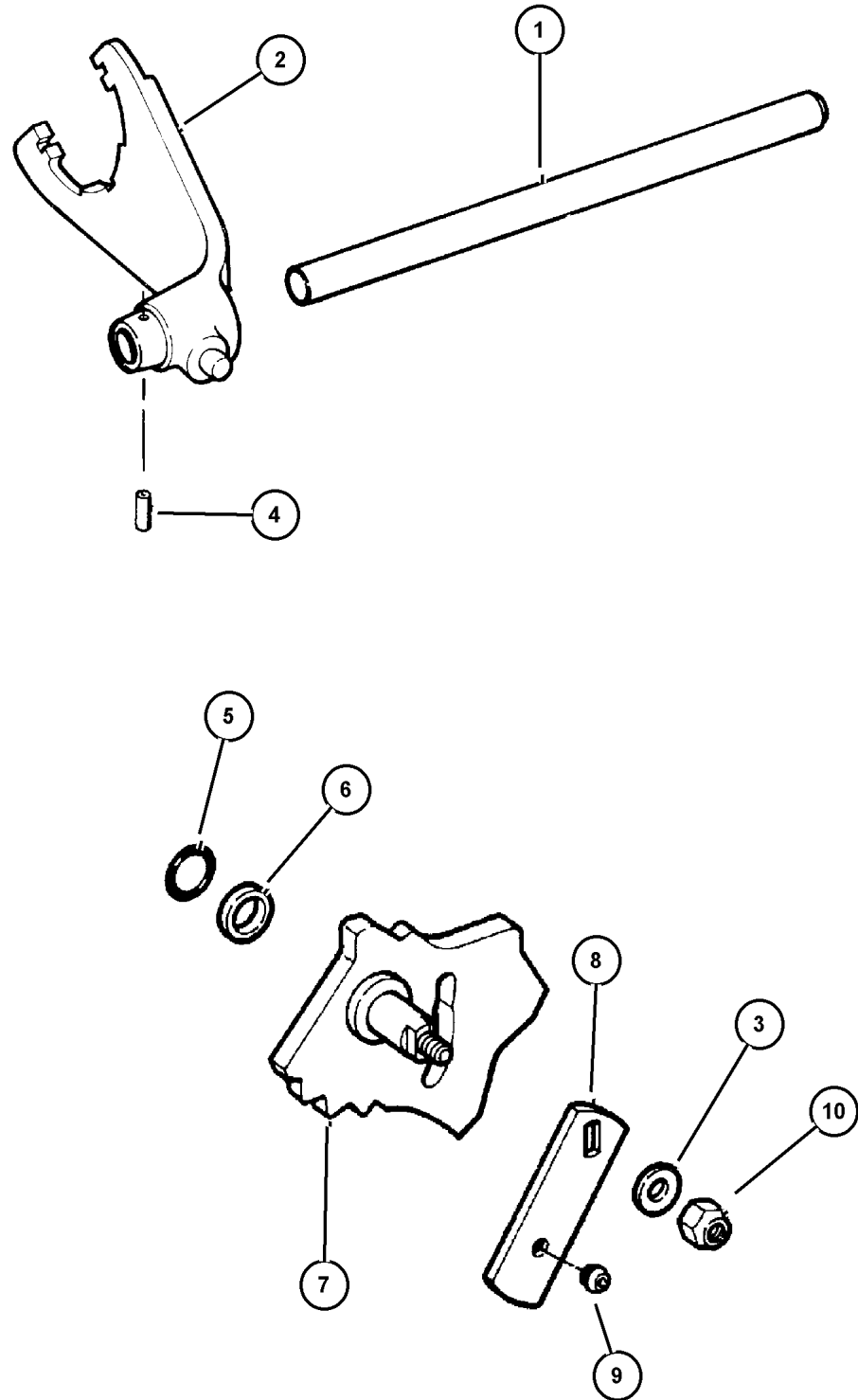


ITEM	PART NUMBER	QTY	LINE	SERIES	BODY	ENGINE	TRANS	TRIM	DESCRIPTION
	4798 131	1	J			EL0,	DG0		
						ER0			
33		1	J			EM0	DG0		SEAL, Output Shaft
	4798 125	1	J			EL0,	DG0		
						ER0			
34		1	J			EM0	DG0		SNAP RING
	0893 31A	1	J			EL0,	DG0		
						ER0			
35		1	J			EM0	DG0		BEARING, Output Shaft
	4269 189	1	J			EL0,	DG0		
						ER0			
36		1	J			EM0	DG0		OUTPUT SHAFT, Transfer Case
	4728 158	1	J			EL0,	DG0		
						ER0			
37		1	J			EM0	DG0		CHAIN, Transfer Case
	4728 159	1	J			EL0,	DG0		
						ER0			
		1	J			EM0	DG0		

JEEP GRAND CHEROKEE (ZJ)

SERIES	LINE	BODY	ENGINE	TRANSMISSION
L = Low Line	J = 4WD T = 2WD	74 = 4 Door	ERH, ER0 = 4.0L Power Tech I-6. ELF, EL0 = 5.2L V8 MPI EML, EM0 = 5.9L V8 MPI	DGW = 4 Speed Auto. 44RE DGK = 4 Speed Auto. 42RE DGT = 4 Speed Auto. 46RE DG0 = All Speed Auto.

Forks And Rails 249 (DHR)
Figure 249-910



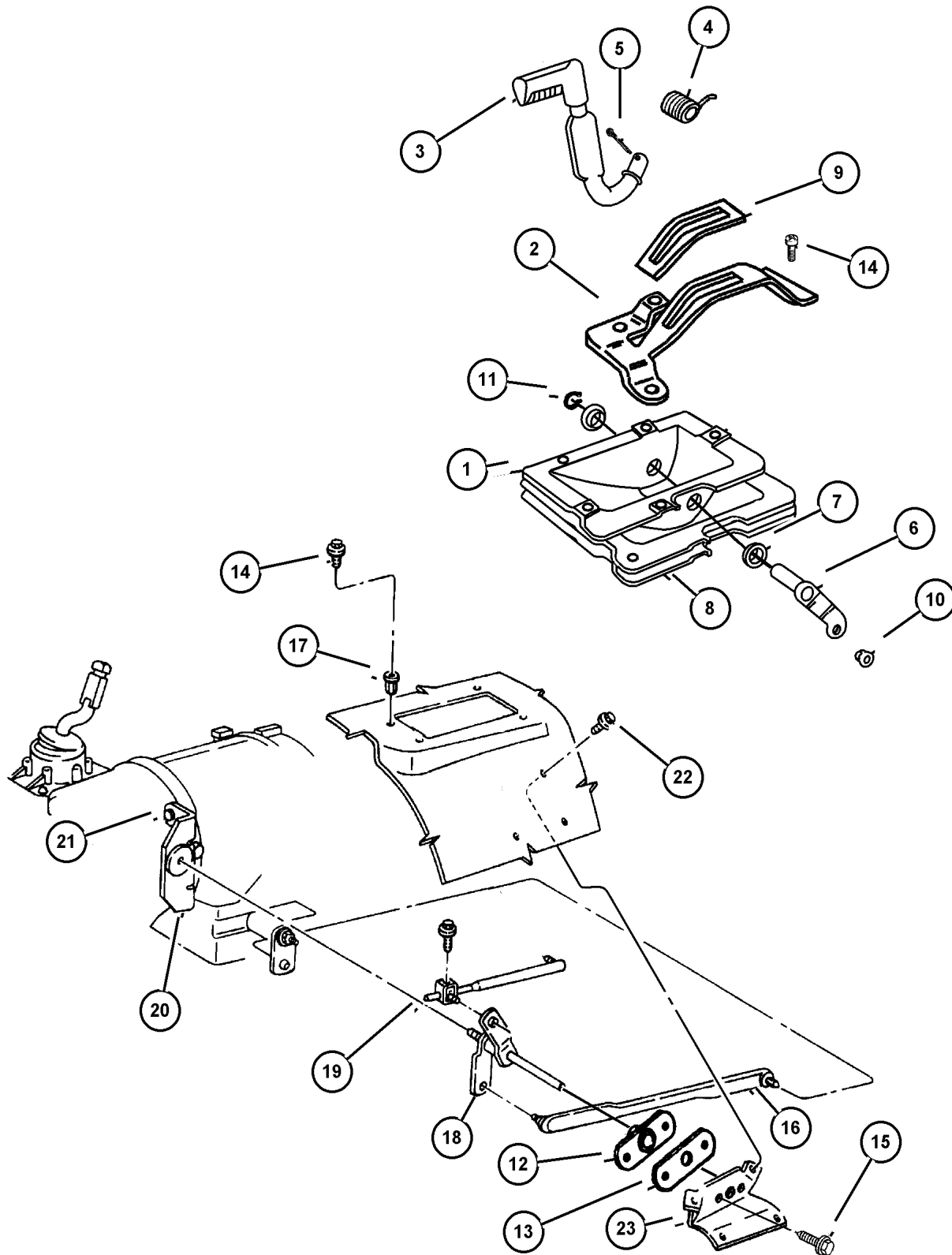
ITEM	PART NUMBER	QTY	LINE	SERIES	BODY	ENGINE	TRANS	TRIM	DESCRIPTION
1	4798 135	1	J			EL0, ER0	DG0		RAIL, Transfer Case
2	4798 136	1	J			EM0 EL0, ER0	DG0 DG0		FORK, Range
3									CAMS Unknown, WASHER (DNS) ***, (NOT SERVICED) (Not Serviced)
4									PIN, Shift Fork, (NOT REQUIRED)
5	4167 963	1	J			EL0, ER0	DG0		SEAL, O-Ring
6	4798 030 4167 964	1 1	J J			EM0 EL0, ER0	DG0 DG0		RETAINER, Rear Clutch
7									SECTOR, Transfer Case
	4897 517AA	1	J			EL0, ER0	DG0		
		1	J			EM0	DG0		
8									LEVER, Transfer Case
	4638 906	1	J			EL0, ER0	DG0		
		1	J			EM0	DG0		
9									BUSHING, Shift Lever
	5300 4810	1	J			EL0, ER0	DG0		
		1	J			EM0	DG0		
10									NUT, Hex Flange Lock
	0152 345	1	J			EL0, ER0	DG0		
		1	J			EM0	DG0		

JEEP GRAND CHEROKEE (ZJ)
SERIES LINE BODY ENGINE
L = Low Line J = 4WD 74 = 4 Door ERH, ER0 = 4.0L Power Tech I-6.
T = 2WD ELF, EL0 = 5.2L V8 MPI
EML, EM0 = 5.9L V8 MPI

ENGINE
ERH, ER0 = 4.0L Power Tech I-6.
ELF, EL0 = 5.2L V8 MPI
EML, EM0 = 5.9L V8 MPI

TRANSMISSION
DGW = 4 Speed Auto. 44RE
DGK = 4 Speed Auto. 42RE
DGT = 4 Speed Auto. 46RE
DG0 = All Speed Auto.

Controls Shift 249 (DHR)
Figure 249-1210



ITEM	PART NUMBER	QTY	LINE	SERIES	BODY	ENGINE	TRANS	TRIM	DESCRIPTION
1									HOUSING, Shift Lever
	5207 8427	1	J			EL0, ER0 EM0			
2									GATE, Transfer Case Shifter
	5305 4445	1	J			EL0, ER0 EM0			
3									LEVER, Transfer Case Shifter
	5207 8762	1	J			EL0, ER0			
4									SPRING, Transfer Case Lever
	5210 4021	1	J			EL0, ER0 EM0			
5									PIN, Cotter Transfer Case
	J400 6723	1	J			EL0, ER0 EM0			
6									Transfer Case LEVER, Selector
	5207 8760	1	J			EL0, ER0 EM0			
7									BUSHING, Shift Control
	5300 0639	2	J			EL0, ER0 EM0			
8									GASKET, Shift Lever Housing
	5207 8059	1	J			EL0, ER0 EM0			
9									LINER, Transfer Case Shifter
	5305 4446	1	J			EL0, ER0 EM0			
10									GROMMET
	3575 333	AR	J			EL0, ER0 EM0			
11									SNAP RING Retaining
	1150 5389	1	J			EL0, ER0 EM0			
		1	J			EM0			Retaining

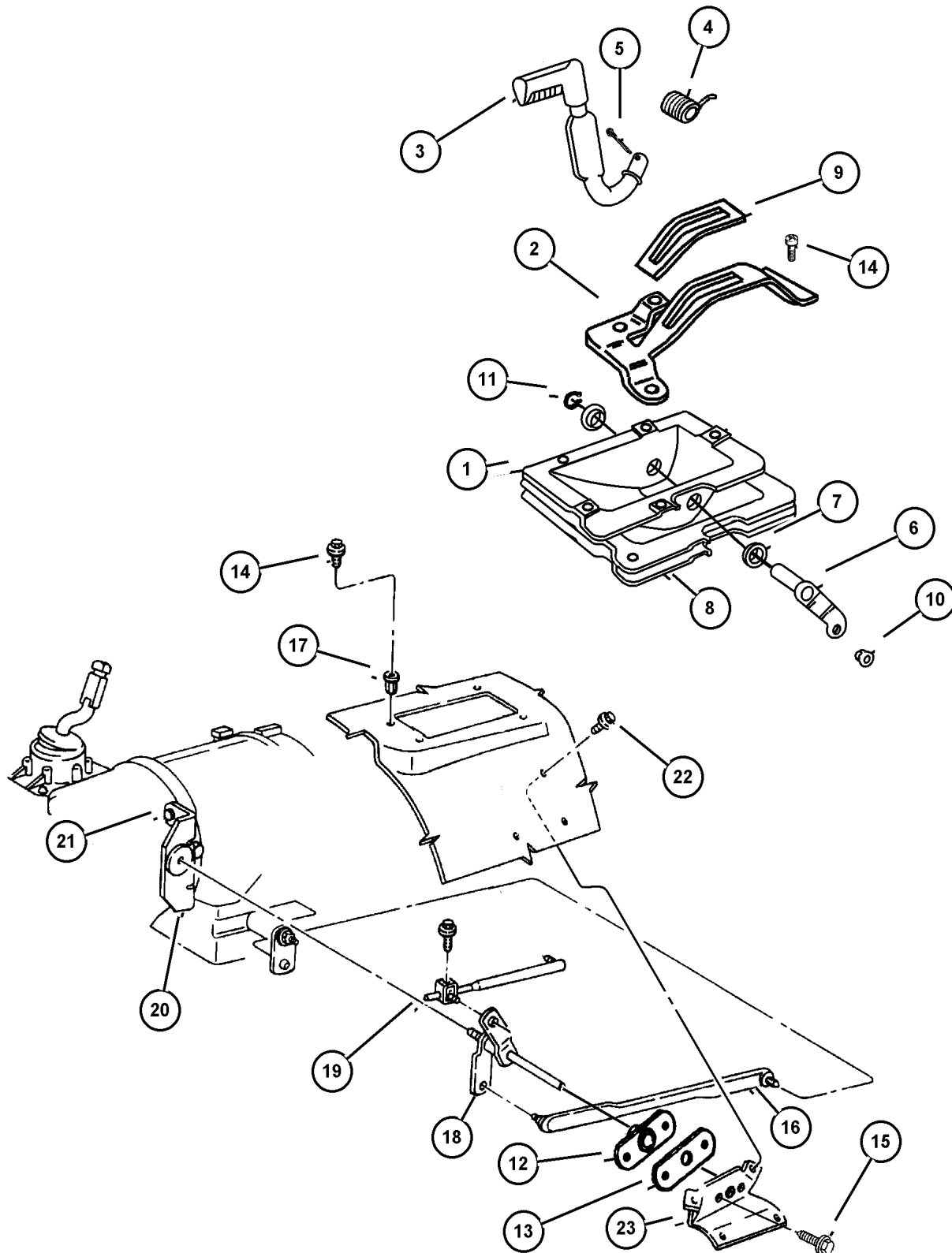
JEEP GRAND CHEROKEE (ZJ)

SERIES	LINE	BODY	ENGINE	TRANSMISSION
L = Low Line	J = 4WD T = 2WD	74 = 4 Door	ERH, ER0 = 4.0L Power Tech I-6. ELF, EL0 = 5.2L V8 MPI EML, EM0 = 5.9L V8 MPI	DGW = 4 Speed Auto. 44RE DGK = 4 Speed Auto. 42RE DGT = 4 Speed Auto. 46RE DGO = All Speed Auto.

AR = Use as required - = Non illustrated part # = New this model year

October 20, 2004

**Controls Shift 249 (DHR)
Figure 249-1210**



ITEM	PART NUMBER	QTY	LINE	SERIES	BODY	ENGINE	TRANS	TRIM	DESCRIPTION
12	5207 8134	1	J						BEARING, Transfer Case Shift
13	5300 5154	1	J						GASKET, Gearshift Control Rod
14									SCREW, Hex Head, M5x0.8x16.00, (NOT SERVICED) (Not Serviced)
15									SCREW AND WASHER, Hex Head, .250-14x.75, (NOT SERVICED) (Not Serviced)
16									ROD, Gear Shift Control, Transfer Case
	5207 8116	1	J			ER0	DGK		
	5207 8809	1	J			EL0, EM0	DG0		
17									CAMS Unknown, RIVET-NUT (DNS) ***, (NOT SERVICED) (Not Serviced)
18	4886 481AA	1	J						TORQUE SHAFT PACKAGE, Transfer Case
19	5207 8113	1	J						ROD, Gear Shift Control, Transfer Case, Gear Selector
20									BRACKET, Torque Shaft
	5210 4222	1	J			ER0	DGK		
	5210 4221	1	J			EL0, EM0	DG0		
21	J400 6681	6	J						NUT AND CONED WASHER, Hex, .375-24
22	6503 809	4	J						SCREW
23	5207 8022	1	J						BRACKET, Torque Bearing SHIFTER, Transfer Case
-24									
	5210 4145	1	J			EL0, ER0			
	5210 4160	1	J			EM0			

JEEP GRAND CHEROKEE (ZJ)

SERIES	LINE	BODY	ENGINE	TRANSMISSION
L = Low Line	J = 4WD T = 2WD	74 = 4 Door	ERH, ER0 = 4.0L Power Tech I-6. ELF, EL0 = 5.2L V8 MPI EML, EM0 = 5.9L V8 MPI	DGW = 4 Speed Auto. 44RE DGK = 4 Speed Auto. 42RE DGT = 4 Speed Auto. 46RE DG0 = All Speed Auto.

AR = Use as required - = Non illustrated part # = New this model year

October 20, 2004

Group - 21P

Speedometer Pinions

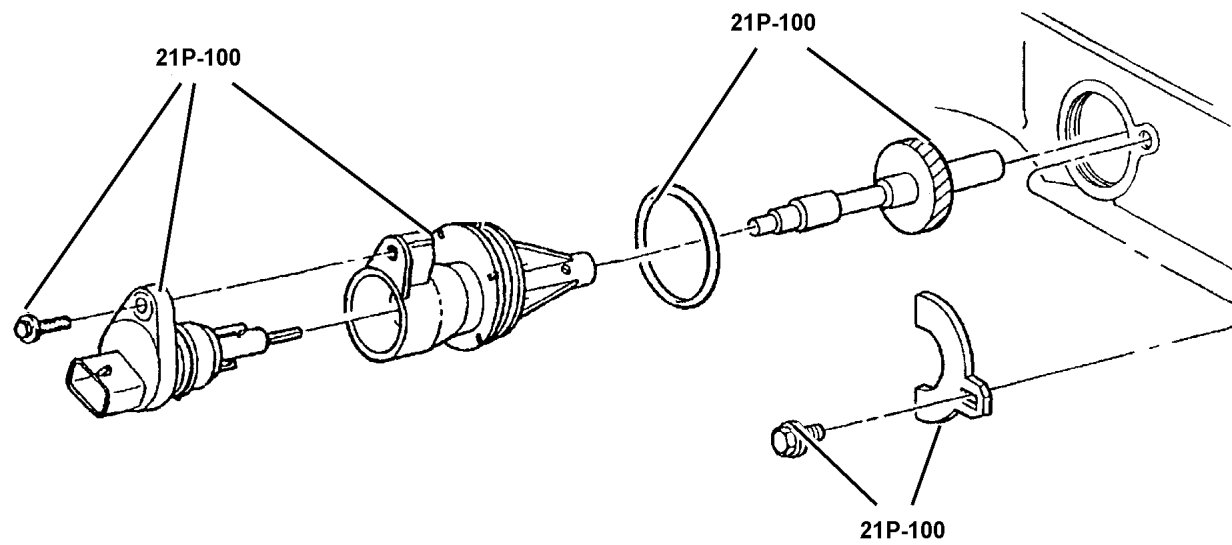
GROUP 21P - Speedometer Pinions


Illustration Title

Group-Fig. No.

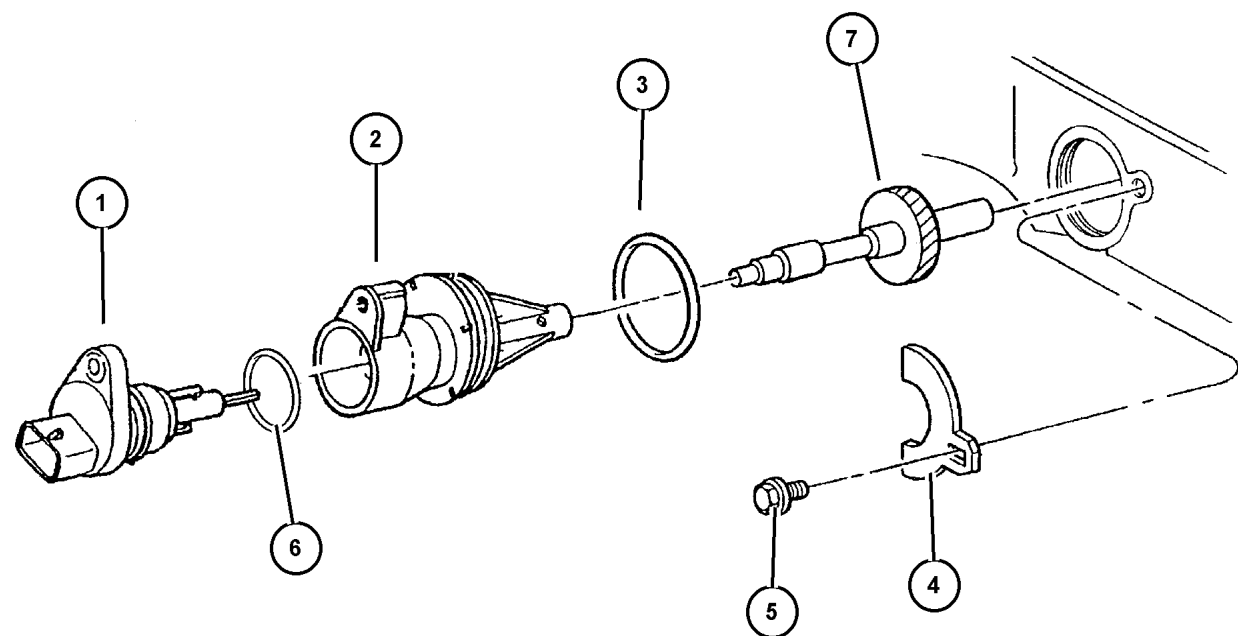
Speedometer Pinions

Speedometer Pinions Fig. 21P-120



<p>21P-100 Speedometer Pinions</p> 			
---	--	--	--

Speedometer Pinions Figure 21P-120



ITEM	PART NUMBER	QTY	LINE	SERIES	BODY	ENGINE	TRANS	TRIM	DESCRIPTION
1	5602 7905	1							SENSOR, Vehicle Speed
2	5206 9315	1							HOUSING, Speedometer Drive Gear
3	6035 709	1							O RING, Trans Speedo Adapter
4	2892 399	1							CLAMP, Speedometer, Speed Drive Housing
5	0180 077	1							BOLT, Hex Head, 5/16x18x3/4, Speed Drive
6	5602 8182	1							O RING
7									PINION, Speedometer Drive
	5206 7635	1							With 35 Teeth
	5206 7636	1							With 36 Teeth
	5206 7637	1							With 37 Teeth
	5206 7634	1							With 34 Teeth

JEEP GRAND CHEROKEE (ZJ)

SERIES	LINE	BODY	ENGINE	TRANSMISSION
L = Low Line	J = 4WD T = 2WD	74 = 4 Door	ERH, ER0 = 4.0L Power Tech I-6. ELF, EL0 = 5.2L V8 MPI EML, EM0 = 5.9L V8 MPI	DGW = 4 Speed Auto. 44RE DGK = 4 Speed Auto. 42RE DGT = 4 Speed Auto. 46RE DGO = All Speed Auto.

AR = Use as required - = Non illustrated part # = New this model year

October 20, 2004

Group - 022

Wheels, Covers and Jacks

GROUP 22 - Wheels, Covers and Jacks

Illustration Title

Group-Fig. No.

Wheels and Hardware

Wheels and Hardware Fig. 022-130

Wheel Covers and Center Caps

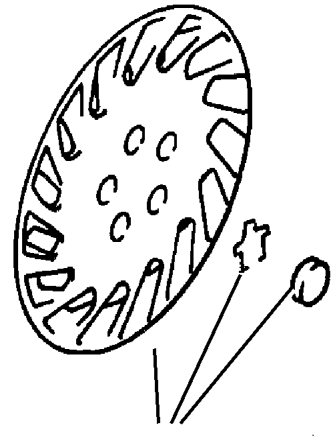
Wheel Covers and Caps Fig. 022-230

Jack Stowage

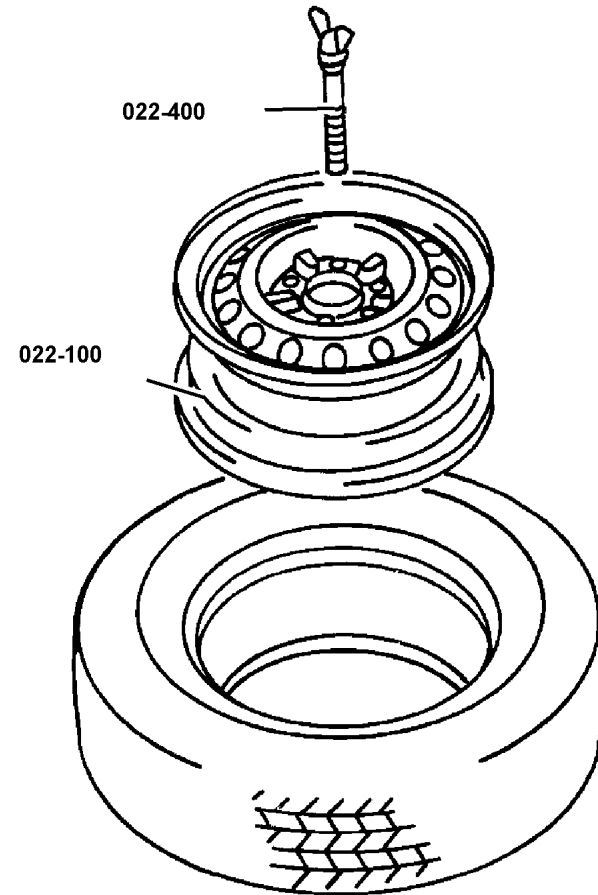
Jack and Storage Fig. 022-330

Spare Tire Stowage

Wheel, Spare Inside Mounting Fig. 022-460




022-200


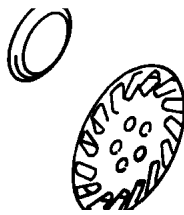
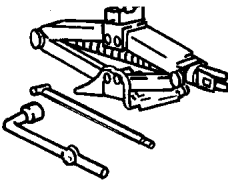



022-100

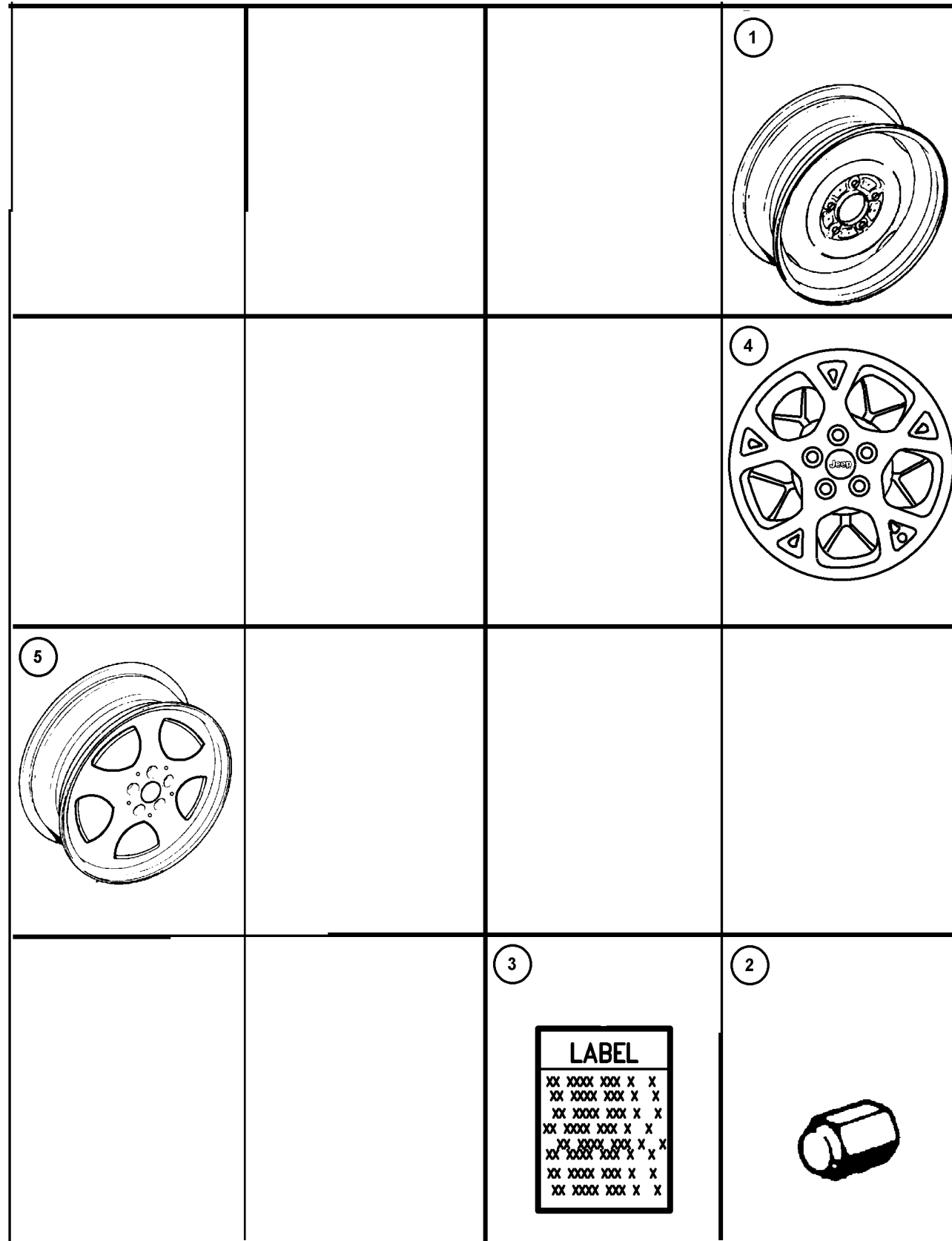
022-400



022-300

<p>022-100 Wheels and Hardware</p> 	<p>022-200 Wheel Covers and Center Caps</p> 	<p>022-300 Jack Stowage</p> 	<p>022-400 Spare Tire Stowage</p> 
---	--	---	--

Wheels and Hardware
Figure 022-130



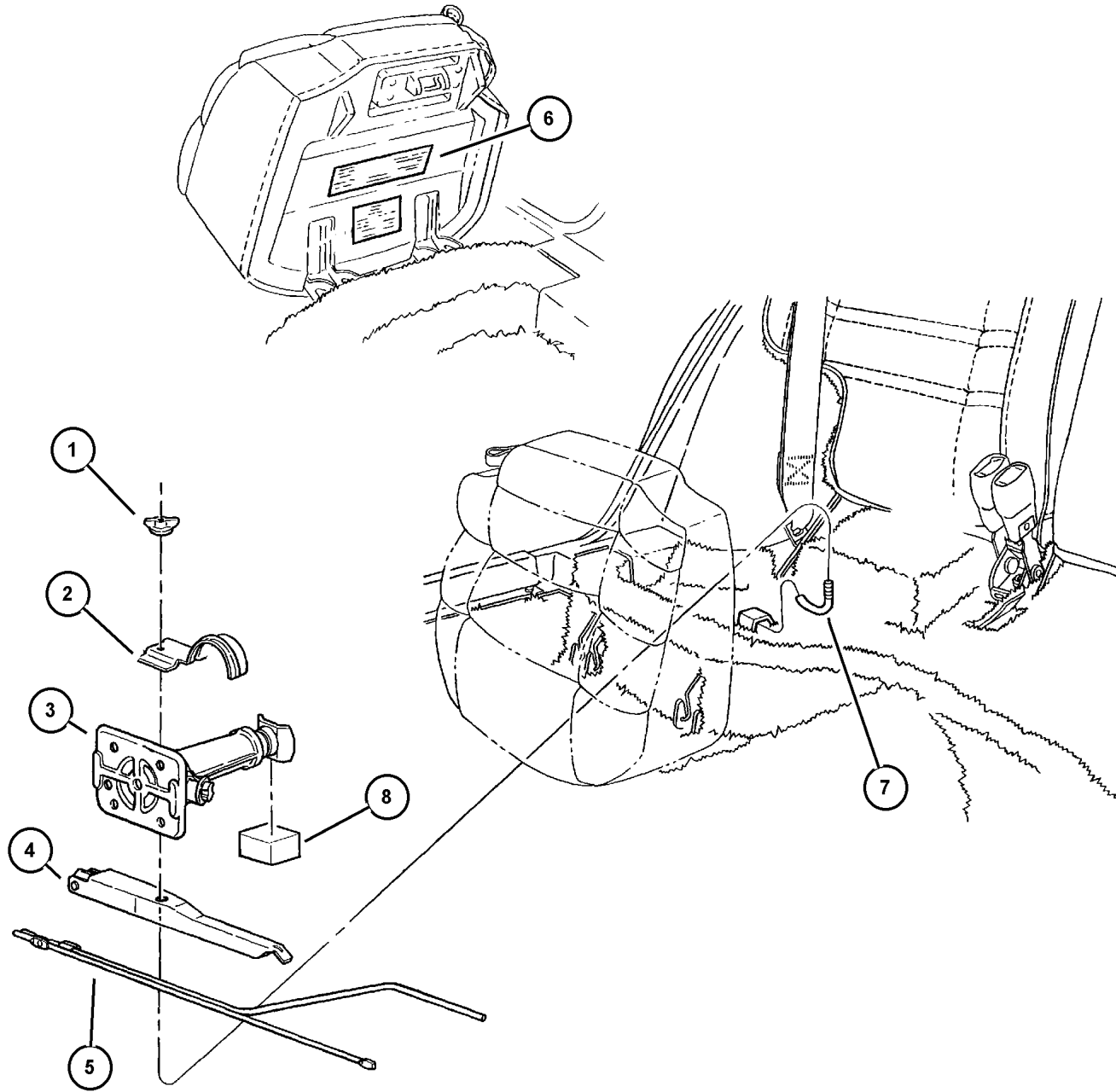
ITEM	PART NUMBER	QTY	LINE	SERIES	BODY	ENGINE	TRANS	TRIM	DESCRIPTION
1	5200 0019	1							WHEEL, Spare, 16x4.0 Compact Spare
2	J400 6956	20							NUT, Wheel, .50x20, w/Cap, Wheel Lug
3	5208 8505	1							LABEL, Tire Pressure
4	4886 094AA	4							WHEEL, Aluminum 16x7.0 Gold (WDM)
	5DV3 3TAE	4							16x7.0 Dark Silver (WDR)
	5EH5 2PAK	4							16x7.0 Silver (WDP)
	5FG5 6PAK	4							16x7.0 Aluminum (WDU) Stamped USA
	5FG56 PAKAB	4							16x7.0 Aluminum (WDU) Stamped Italy
5	5FA1 5SS7	4							WHEEL, Aluminum 15x7.0 Dark Silver (WJ6)
	5FA1 5SYN	4							15x7.0 Gold (WJ6,WJZ)
	5FA1 5TAE	4							15x7.0 Charcoal (WJZ)
-6	2073 355	4							STEM, Wheel Valve, Valve 11/2"

JEEP GRAND CHEROKEE (ZJ)

SERIES	LINE	BODY	ENGINE	TRANSMISSION
L = Low Line	J = 4WD T = 2WD	74 = 4 Door	ERH, ER0 = 4.0L Power Tech I-6. ELF, EL0 = 5.2L V8 MPI EML, EM0 = 5.9L V8 MPI	DGW = 4 Speed Auto. 44RE DGK = 4 Speed Auto. 42RE DGT = 4 Speed Auto. 46RE DGO = All Speed Auto.

AR = Use as required - = Non illustrated part # = New this model year

Jack and Storage
Figure 022-330



ITEM	PART NUMBER	QTY	LINE	SERIES	BODY	ENGINE	TRANS	TRIM	DESCRIPTION
1	3420 1676	1							WINGNUT, Jack and Tire Hold Down, Jack Mtg. Wing
2	5200 5581	1							BRACKET, Jack, Jack Hold Down
3	5208 8450	1							JACK
4	5200 3583	1							WRENCH, Wheel Lug Nut, Wheel Lug Nut
5	5200 0221	1							HANDLE, Jack, Jack Crank
6									LABEL, Jack And Tire Stowage, (NOT SERVICED) (Not Serviced)
7	5200 5582	1							BOLT, Jack, Jack Hold Down
8	5208 7666	1							PAD, Jacking, Jack Block Rubber

JEEP GRAND CHEROKEE (ZJ)

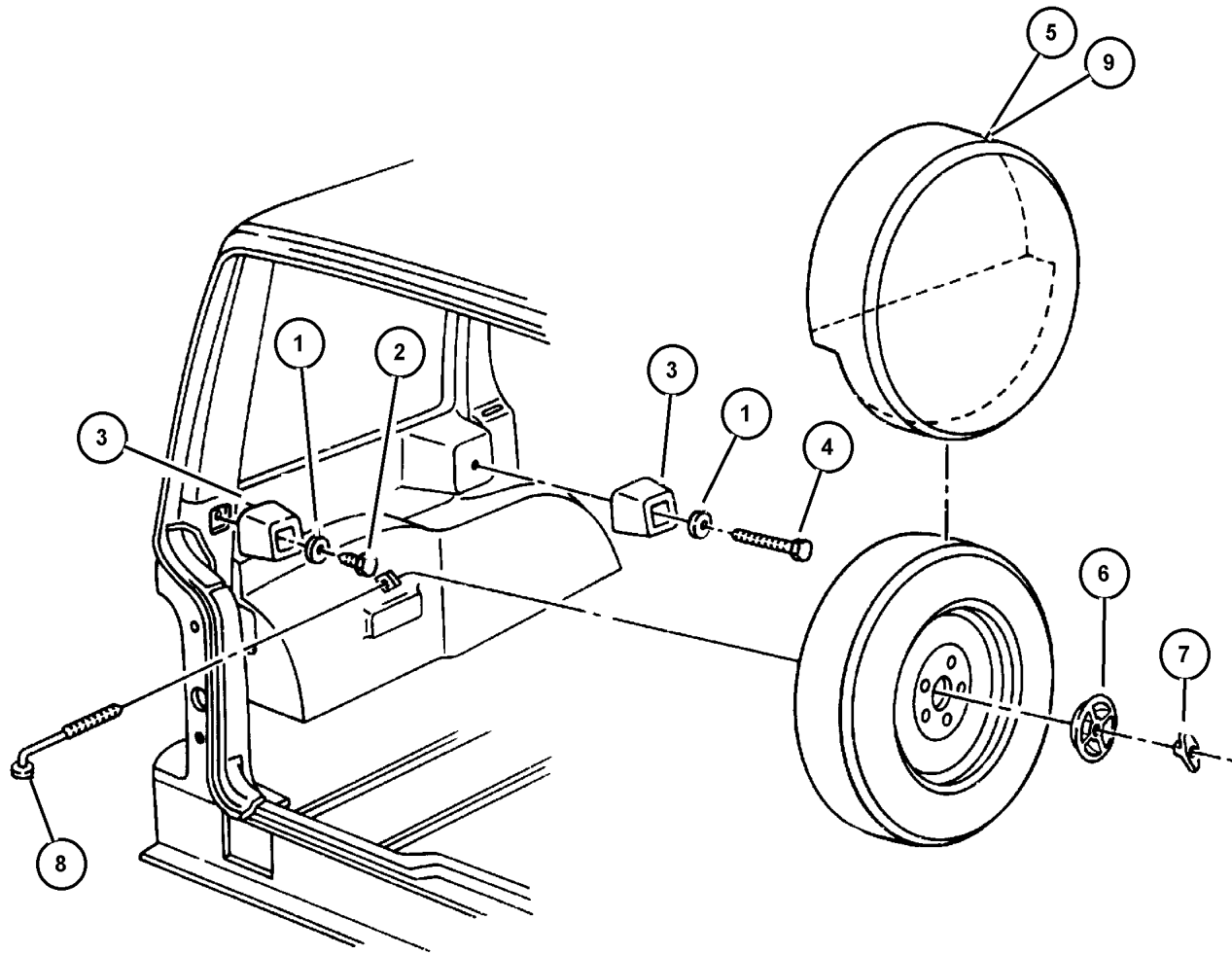
SERIES	LINE	BODY	ENGINE	TRANSMISSION
L = Low Line	J = 4WD T = 2WD	74 = 4 Door	ERH, ER0 = 4.0L Power Tech I-6. ELF, EL0 = 5.2L V8 MPI EML, EM0 = 5.9L V8 MPI	DGW = 4 Speed Auto. 44RE DGK = 4 Speed Auto. 42RE DGT = 4 Speed Auto. 46RE DG0 = All Speed Auto.

AR = Use as required - = Non illustrated part # = New this model year

October 20, 2004

Wheel, Spare Inside Mounting Figure 022-460

ITEM	PART NUMBER	QTY	LINE	SERIES	BODY	ENGINE	TRANS	TRIM	DESCRIPTION
1	6100 876	2							WASHER, Flat, M6.82x17.00x1.75
2									SCREW, Hex Flange Head, .25-14x1.00
	6035 017	2	J						
		2	T						
3	5502 7231	2							BUMPER, Spare Tire Impact, Full Size Tire
4	6504 903AA	1							SCREW, Hex Flange Head, M6x1x90
5									COVER, Inside Spare Tire
	5EK9 0SAZ	1							Agate, (TBG) T155
	5EK9 0SC3	1							Mist Gray, (TBG) T155
	5EK9 0ST6	1							Spice Tan, (TBG) T155
	5EK9 1SAZ	1							Agate, (TM0) P215
	5EK9 1SC3	1							Mist Gray, (TM0) P215
	5EK9 1ST6	1							Spice Tan, (TM0) P215
	5EK9 2SAZ	1							Agate, (TRT,TRL) P225
	5EK9 2SC3	1							Mist Gray, (TRT,TRL) P225
	5EK9 2ST6	1							Spice Tan, (TRT,TRL) P225
	5EK9 3SAZ	1							Agate, (TY0) P245
	5EK9 3SC3	1							Mist Gray, (TY0) P245
	5EK9 3ST6	1							Spice Tan, (TY0) P245
6	5208 7669	1							CUP, Spare Tire Retention, Spare Tire Retention ***
7	6503 070	1							WINGNUT, Jack and Tire Hold Down, Tire Secure Bolt Wing
8	5205 8965	1							J BOLT, Spare Tire Hold Down, Spare Tire
9	5FJ8 7LAZ	1							COVER, Spare Tire



JEEP GRAND CHEROKEE (ZJ)

SERIES	LINE	BODY	ENGINE	TRANSMISSION
L = Low Line	J = 4WD T = 2WD	74 = 4 Door	ERH, ER0 = 4.0L Power Tech I-6. ELF, EL0 = 5.2L V8 MPI EML, EM0 = 5.9L V8 MPI	DGW = 4 Speed Auto. 44RE DGK = 4 Speed Auto. 42RE DGT = 4 Speed Auto. 46RE DG0 = All Speed Auto.

AR = Use as required - = Non illustrated part # = New this model year

October 20, 2004

Group - 23D

Wiper/Lock Cylinder and Keys

GROUP 23D - Wiper/Lock Cylinder and Keys

Illustration Title

Group-Fig. No.

Lock Cylinders and Keys

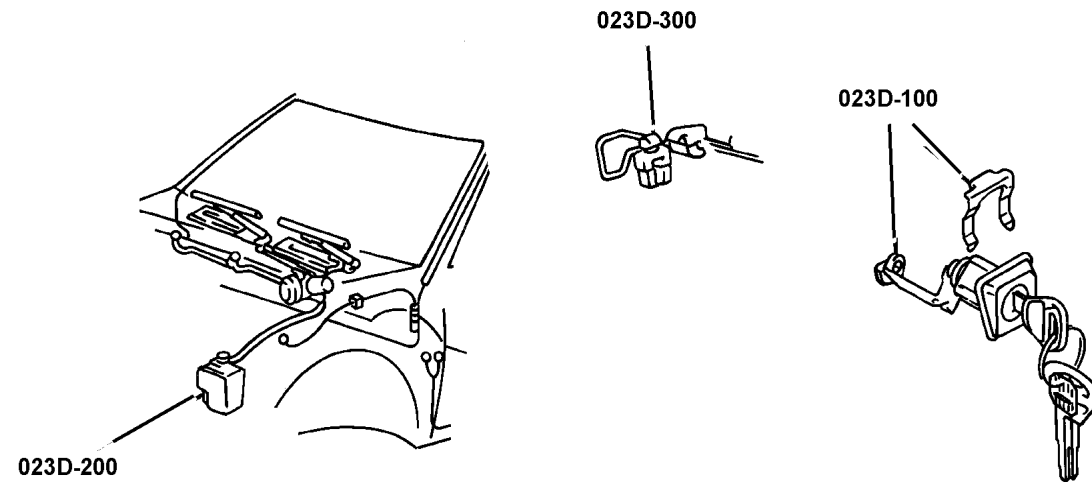
Lock Cylinder and Keys Fig. 23D-105

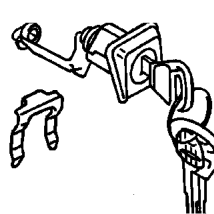
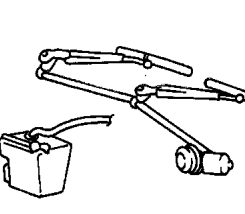

Windshield Wiper and Washer Systems

Windshield Wipers and Washers Fig. 23D-205

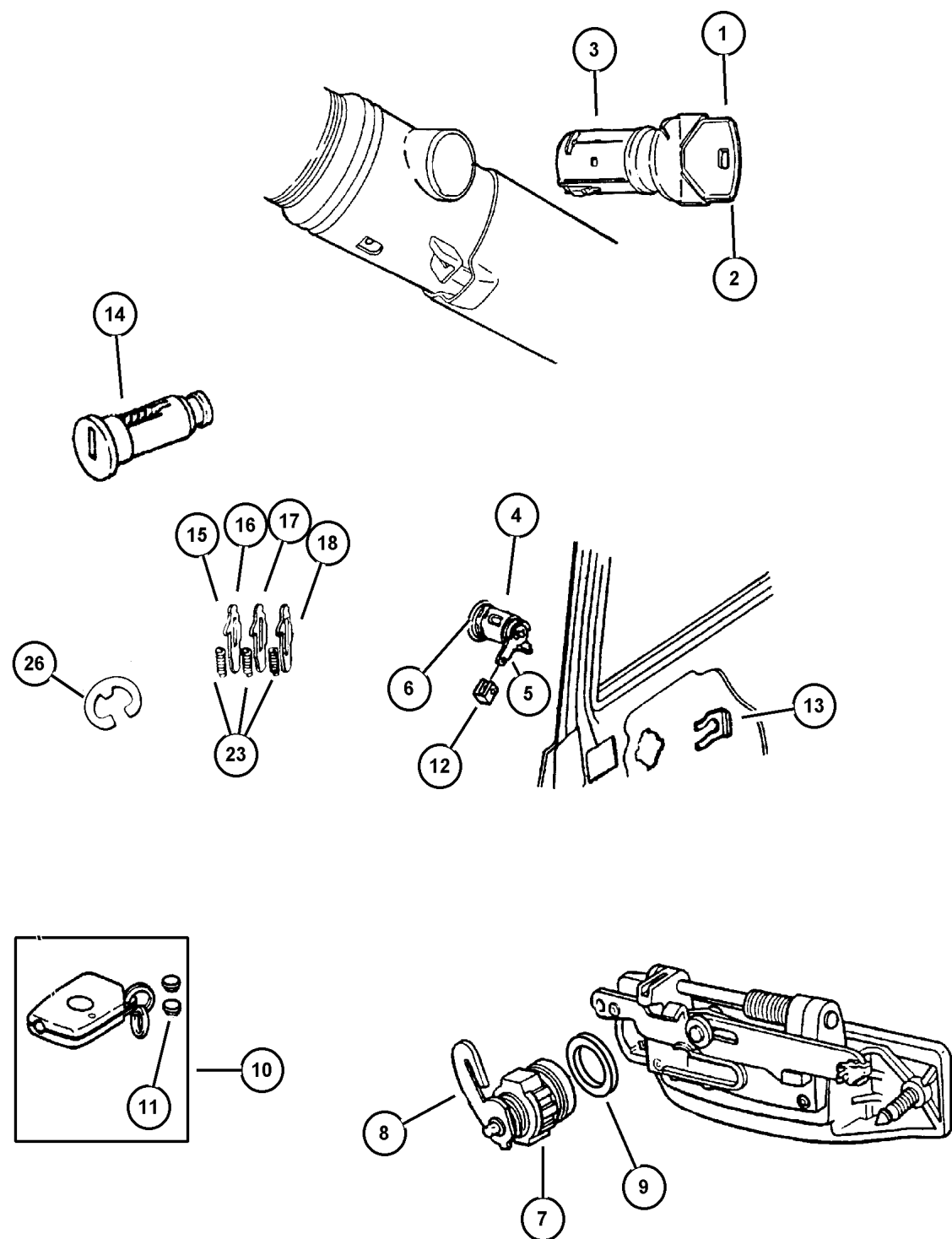
Rear Wiper and Washer System

Rear Wipers and Washers Fig. 23D-305



<p>23D-100 Lock Cylinders and Keys</p> 	<p>23D-200 Windshield Wiper and Washer Systems</p> 	<p>23D-300 Rear Wiper and Washer System</p> 	
---	---	---	--

Lock Cylinder and Keys Figure 23D-105



ITEM	PART NUMBER	QTY	LINE	SERIES	BODY	ENGINE	TRANS	TRIM	DESCRIPTION
NOTE: ALL CYLINDERS ARE UNCODED									
1	4746 316	2							KEY, Blank
2	5507 5488	2							KEY, Valet
3	5003 845AA	1							CYLINDER, Ignition Lock
4	4864 651	1							CYLINDER, Door Lock
5	5507 5824	1							LEVER, Door Lock Cylinder
6	5529 5864	2							GASKET, Door Lock Cylinder, Black
7	4778 125	1							LOCK CYLINDER, Door/Liftgate
8	5507 5838	1							LEVER, Liftgate Lock Cylinder
9	5529 5864	2							GASKET, Door Lock Cylinder, Black
10	5600 8761	1							TRANSMITTER, Keyless Entry Driver 1 (stamped 1 on backside)
	5600 8762	1							Driver 2 (stamped 2 on backside)
11	8350 4802	1							BATTERY, Transmitter
12									CLIP, Door Lock, (NOT SERVICED) (Not Serviced)
13									RETAINER, Door Lock Cylinder
	5529 6030	1							Right
	5529 6031	1							Left
14	4874 919	1							CYLINDER, Glove Box Lock
15	4778 117	1							TUMBLER, Door and Deck Number 1, Wide
16	4778 118	1							TUMBLER, Door and Deck Number 2, Wide
17	4778 119	1							TUMBLER, Door and Deck Number 3, Wide
18	4778 120	1							TUMBLER, Door and Deck Number 4, Wide
-19	5010 879AA	1							TUMBLER, Ignition Number 1, Sidebar
-20	5010 880AA	1							TUMBLER, Ignition Number 2, Sidebar
-21	5010 881AA	1							TUMBLER, Ignition Number 3, Sidebar
-22	5010 882AA	1							TUMBLER, Ignition Number 4, Sidebar
23	5010 883AA	1							SPRING, Ignition Tumbler, Sidebar
-24	5507 6299	2							CAP, Door Lock Cylinder
-25	4480 116	1							RETAINER, Lock Cylinder
26	6026 125	1							CLIP, Retainer
-27									CLIP, Latch
	4658 444	1							Purple
	4658 445	1							Orange

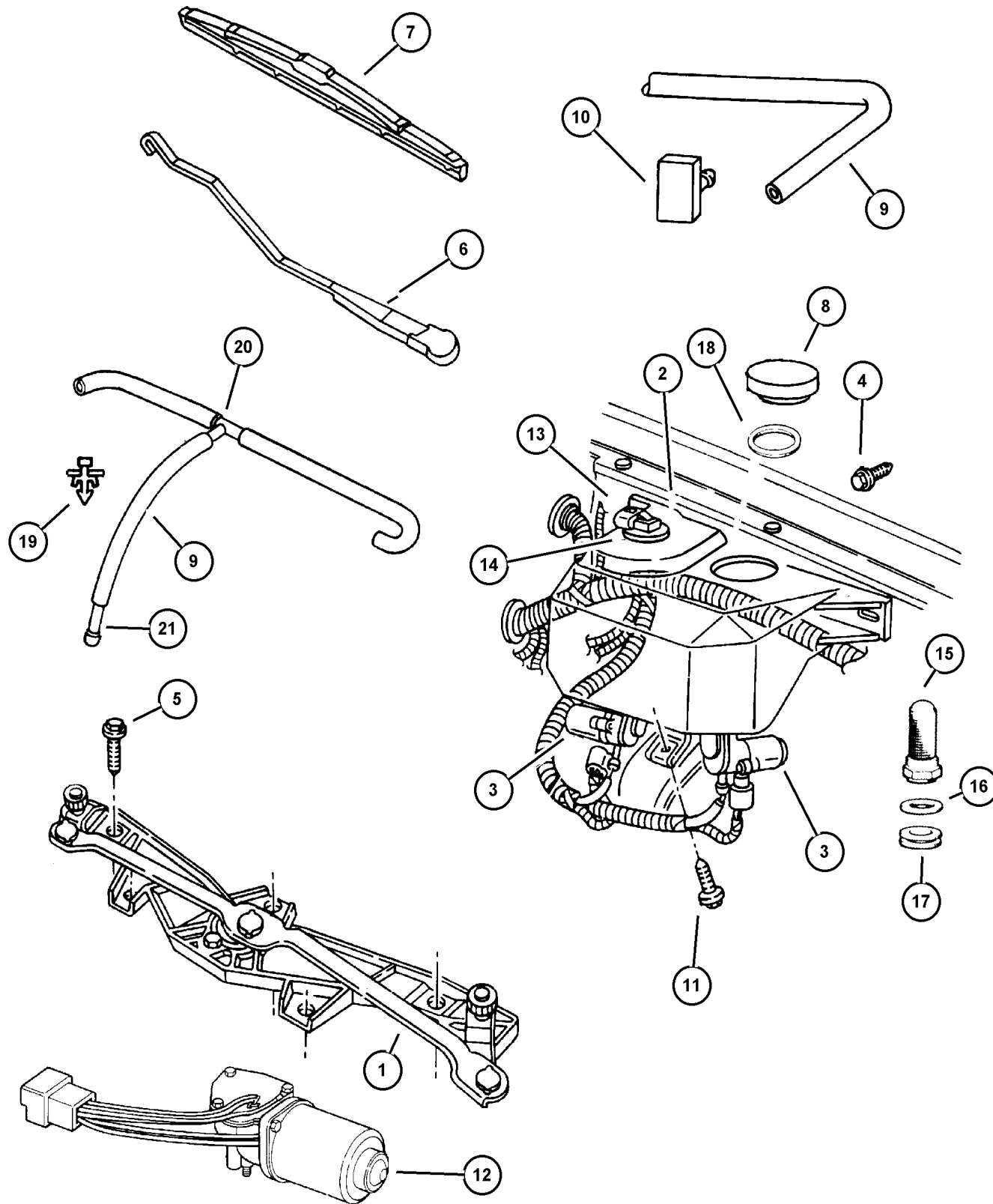
JEEP GRAND CHEROKEE (ZJ)

SERIES	LINE	BODY	ENGINE	TRANSMISSION
L = Low Line	J = 4WD T = 2WD	74 = 4 Door	ERH, ER0 = 4.0L Power Tech I-6. ELF, EL0 = 5.2L V8 MPI EML, EM0 = 5.9L V8 MPI	DGW = 4 Speed Auto. 44RE DGK = 4 Speed Auto. 42RE DGT = 4 Speed Auto. 46RE DG0 = All Speed Auto.

AR = Use as required - = Non illustrated part # = New this model year

October 20, 2004

Windshield Wipers and Washers Figure 23D-205



ITEM	PART NUMBER	QTY	LINE	SERIES	BODY	ENGINE	TRANS	TRIM	DESCRIPTION
1	5515 5209	1							PIVOT AND LINKAGE, Wiper
2	4798 972	1							RESERVOIR, Washer W/O Vehicle Monitor
	4798 973	1							W/ Vehicle Monitor
3	4713 733	1							PUMP PACKAGE, Washer, Windshield, Pump same for both front and rear washers
4									SCREW, .250-14x.875, (NOT SERVICED) (Not Serviced)
5	6100 568	5							BOLT AND WASHER, Implement Attaching, Linkage Attaching
6	55154 983AB	2							ARM, Wiper
7	56005 186AB	2							BLADE, Wiper, W/Refill
8	4798 974	1							CAP, Washer Reservoir
9	5515 4690	1							HOSE, Windshield Washer
10	5600 5414	2							NOZZLE, Washer, Windshield
11									SCREW, .250-14x.875, (NOT SERVICED) (Not Serviced)
12	4874 839	1							MOTOR, Wiper
13	5515 4979	1							SENSOR, Washer Fluid Level
14	4798 779	1							GROMMET, Windshield Washer Pump
15	5600 0593	2							NUT, Washer Pump Filter
16	5600 0594	2							WASHER, Wiper Reservoir Sensor
17	5600 0592	2							SEAL, Washer Pump Filter
18	5515 4980	1							GASKET, Washer Reservoir Cap
19	J321 0891	1							TEE, Washer Hose
20	4334 799	1							CONNECTOR, Washer Hose, In Line, Hose, (3/16)
21	4334 799	1							CONNECTOR, Washer Hose, In Line

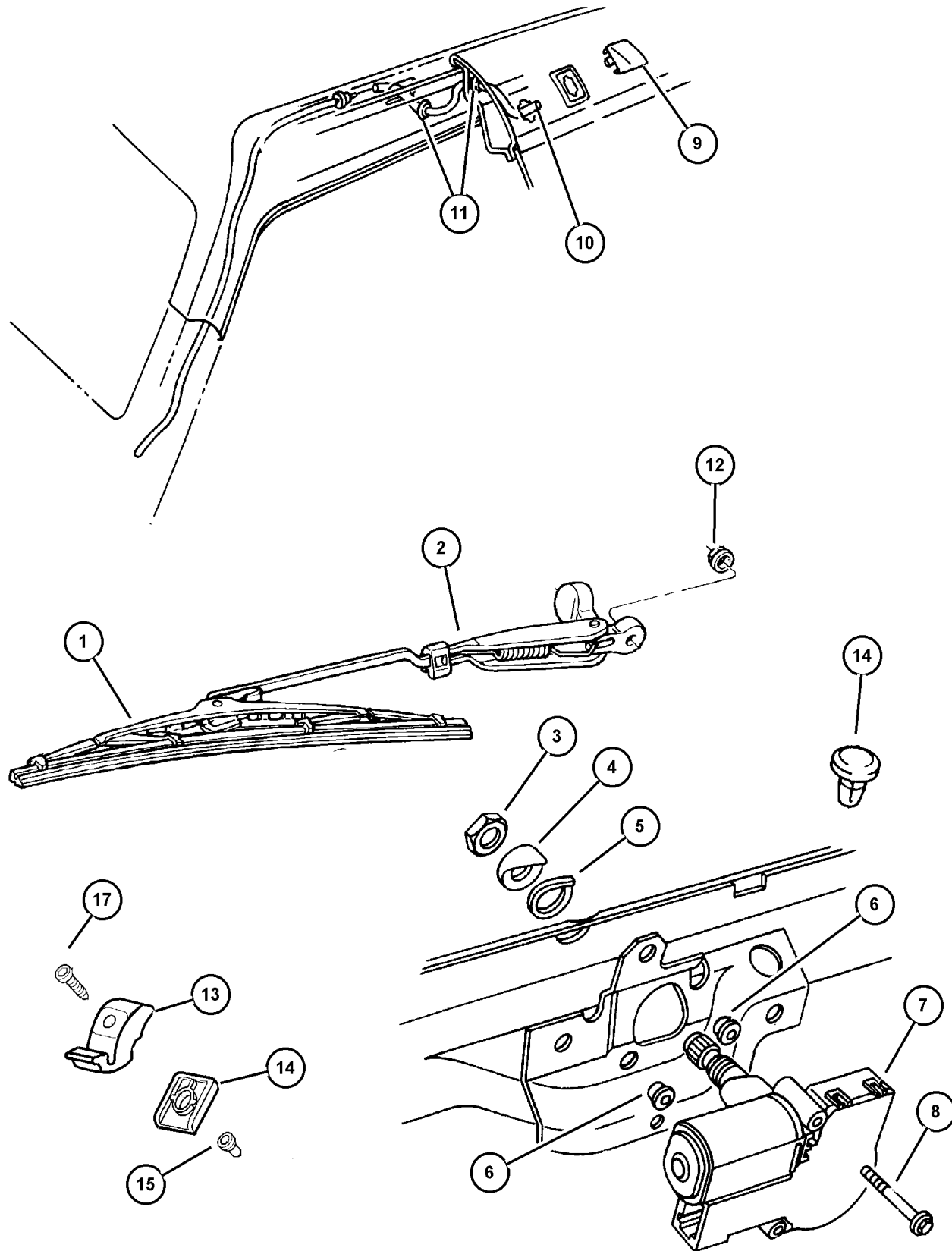
JEEP GRAND CHEROKEE (ZJ)

SERIES	LINE	BODY	ENGINE	TRANSMISSION
L = Low Line	J = 4WD T = 2WD	74 = 4 Door	ERH, ER0 = 4.0L Power Tech I-6. ELF, EL0 = 5.2L V8 MPI EML, EM0 = 5.9L V8 MPI	DGW = 4 Speed Auto. 44RE DGK = 4 Speed Auto. 42RE DGT = 4 Speed Auto. 46RE DGO = All Speed Auto.

AR = Use as required - = Non illustrated part # = New this model year

October 20, 2004

Rear Wipers and Washers Figure 23D-305



ITEM	PART NUMBER	QTY	LINE	SERIES	BODY	ENGINE	TRANS	TRIM	DESCRIPTION
1	5515 5454	1							BLADE, Wiper, W/Refill -- No refill serviced
2	55154 966AB	1							ARM, Wiper
3	6502 263	1							NUT, Hex, M20x1.00
4	5600 5200	1							BEZEL, Liftgate Wiper Motor, Motor Mounting
5	5600 5201	1							GASKET, Rear Wiper Motor, Motor Mounting
6	6503 056	2							NUT, Round, M6 x 1.00
7	55155 040AB	1							MOTOR, Wiper
8	6502 727	AR							SCREW, Hex Flange Head, M6x1x60
9	5515 4987	1							NOZZLE, Washer, Windshield, W/ Seal
10	5600 5793	1							TUBE, Washer
11	5515 4622	2							GROMMET, Washer Tube
12	6500 165	1							NUT, Wiper Arm
13	5515 4957	1							RAMP, Wiper Park
14	5515 4971	1							GASKET, Wiper Park Ramp
15	6504 363	1							NUT/RIVET, Round, M6.00 x 1.00 x 15.00
-16	5515 5024	1							CHECK VALVE, Washer
17	6503 077	1							SCREW, M6x1x25
-18	5014 217AA	1							COVER, Rear Wiper Motor

JEEP GRAND CHEROKEE (ZJ)

SERIES	LINE	BODY	ENGINE	TRANSMISSION
L = Low Line	J = 4WD T = 2WD	74 = 4 Door	ERH, ER0 = 4.0L Power Tech I-6. ELF, EL0 = 5.2L V8 MPI EML, EM0 = 5.9L V8 MPI	DGW = 4 Speed Auto. 44RE DGK = 4 Speed Auto. 42RE DGT = 4 Speed Auto. 46RE DGO = All Speed Auto.

AR = Use as required - = Non illustrated part # = New this model year

October 20, 2004

Group - 024

Air Conditioning & Heater

GROUP 24 - Air Conditioning & Heater

Illustration Title

Group-Fig. No.

Air Conditioner and Heater Units

Air Conditioning Unit Fig. 024-160

Air Conditioning Unit with ATC Fig. 024-170

Air Conditioner and Heater Plumbing

Hoses, Heater 4.0L Engine Fig. 024-240

Hoses, Heater 5.2L and 5.9L Engines Fig. 024-245

Accumulator, Condenser and Lines 4.0L Engine Fig. 024-250

Accumulator, Condenser and Lines 5.2L and 5.9L Engines Fig. 024-255

Air Conditioner and Heater Controls

Control, Heater Fig. 024-320

Control, Air Conditioning Fig. 024-330

Air Conditioning Compressor

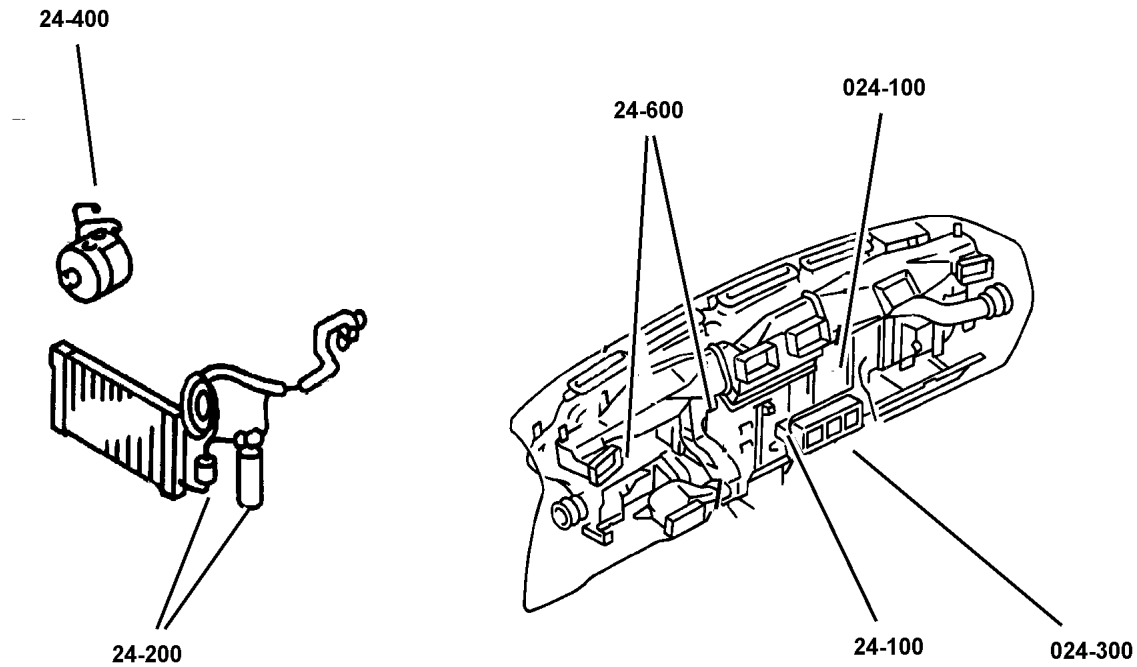
Compressor, Air Conditioning Fig. 024-420


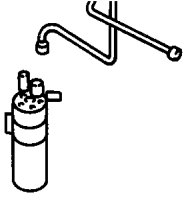
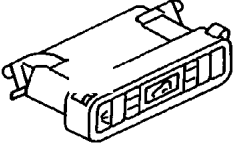
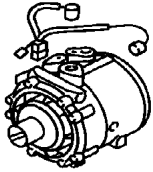
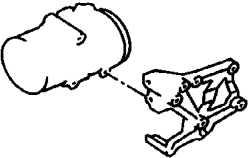
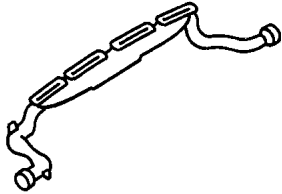
Air Conditioning Compressor Mounting

Compressor Mounting Fig. 024-520

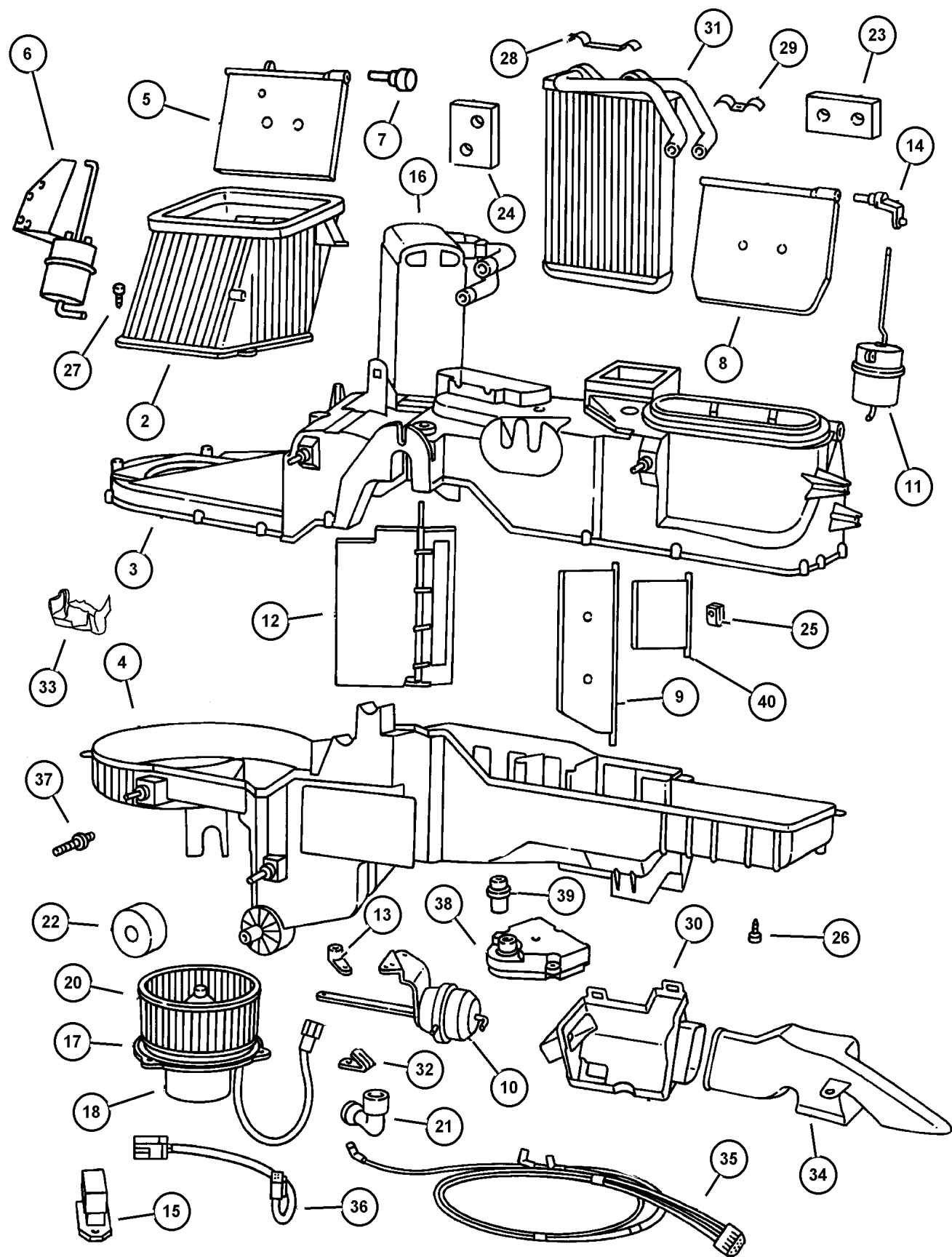
Air Ducts and Outlets

Air Ducts and Outlets Fig. 024-610



<p>024-100 Air Conditioner and Heater Units</p> 	<p>024-200 Air Conditioner and Heater Plumbing</p> 	<p>024-300 Air Conditioner and Heater Controls</p> 	<p>024-400 Air Conditioning Compressor</p> 
<p>024-500 Air Conditioning Compressor Mounting</p> 	<p>024-600 Air Ducts and Outlets</p> 		

Air Conditioning Unit Figure 024-160



ITEM	PART NUMBER	QTY	LINE	SERIES	BODY	ENGINE	TRANS	TRIM	DESCRIPTION
-1	5511 6000	1							LABEL, Refrigerant, Refrigerant Charge
2	4886 383AA	1							HOUSING, Air Recirculating
3	4778 422	1							HOUSING, A/C Upper, Upper
4	4778 424	1							HOUSING, A/C Lower, Lower
5	4720 026	1							DOOR, Fresh Air, Fresh Air
6	4886 070AA	1							ACTUATOR, Fresh Air Door, Fresh Air Door
7	4720 029	1							CLIP, Fresh Air Door
8	4720 023	1							DOOR, Vent
9	4778 420	1							DOOR, Floor Defroster Duct
10	4778 426	1							ACTUATOR, Heater, Floor Duct
11	4720 279	1							ACTUATOR, Heater, Vent/Defrost
12	4746 211	1							DOOR, A/C Temperature
13	4720 347	1							LEVER, A/C Floor Door Duct, Floor Duct Door
14	4720 348	1							LEVER, A/C Vent Defrost Door, Vent/Defrost Door
15	4720 278	1							RESISTOR, Blower Motor, Blower Motor
16	5012 534AA	1							EVAPORATOR PACKAGE, Air Conditioning
17	4720 039	1							SEAL, Blower Motor
18	4778 417	1							MOTOR, Blower
-19	4720 007	1							SCREW, Blower Motor
20	4720 009	1							BLOWER
21	5210 066	1							TUBE, A/C Motor Cooling
22	4720 037	1							SEAL, Evaporator Drain
23	4720 033	1							SEAL, Heater Tubes
24	4720 034	1							SEAL, Evaporator Tubes
25	4720 045	1							U-NUT, Implement Mounting
26	4720 533	1							SCREW, Heater Housing
27	4720 534	1							SCREW, Pan Head
28	4720 555	1							CLAMP, Heater Core
29	4720 028	1							CLIP, Heater Core
30	4720 010	1							DUCT, A/C And Heater
31	4720 008	1							CORE, Heater
32	4720 028	1							CLIP, Heater Core
33	4778 415	1							INSULATOR, Air Conditioning
34	4720 560	1							DUCT, Air Outlet
35	4720 350	1							HARNES, A/C And Heater Vacuum, Vacuum
36	4883 172	1							WIRING, Heater and A/C, Wiring

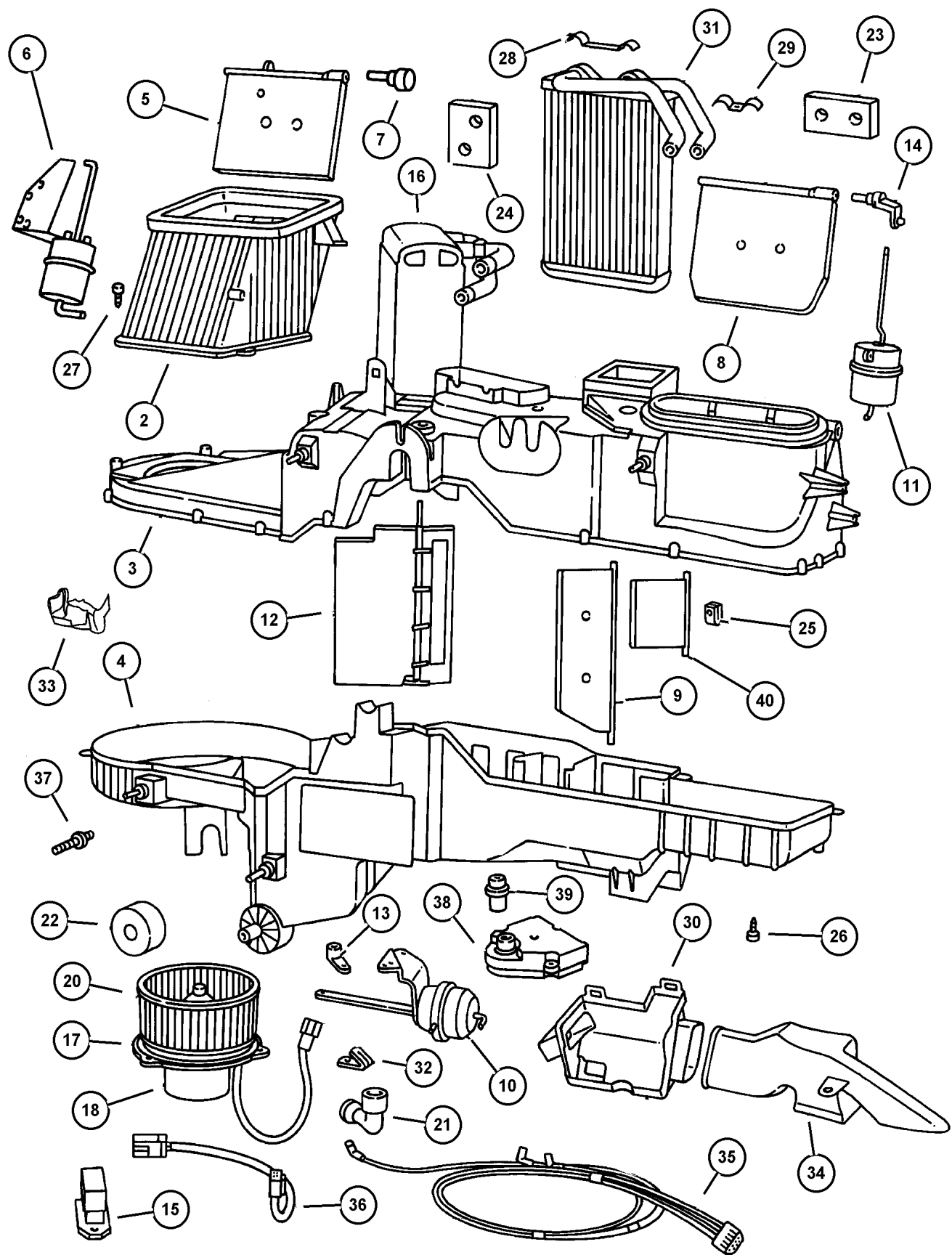
JEEP GRAND CHEROKEE (ZJ)
 SERIES LINE
 L = Low Line J = 4WD
 T = 2WD

BODY
 74 = 4 Door

ENGINE
 ERH, ER0 = 4.0L Power Tech I-6.
 ELF, EL0 = 5.2L V8 MPI
 EML, EM0 = 5.9L V8 MPI

TRANSMISSION
 DGW = 4 Speed Auto. 44RE
 DGK = 4 Speed Auto. 42RE
 DGT = 4 Speed Auto. 46RE
 DGO = All Speed Auto.

Air Conditioning Unit Figure 024-160



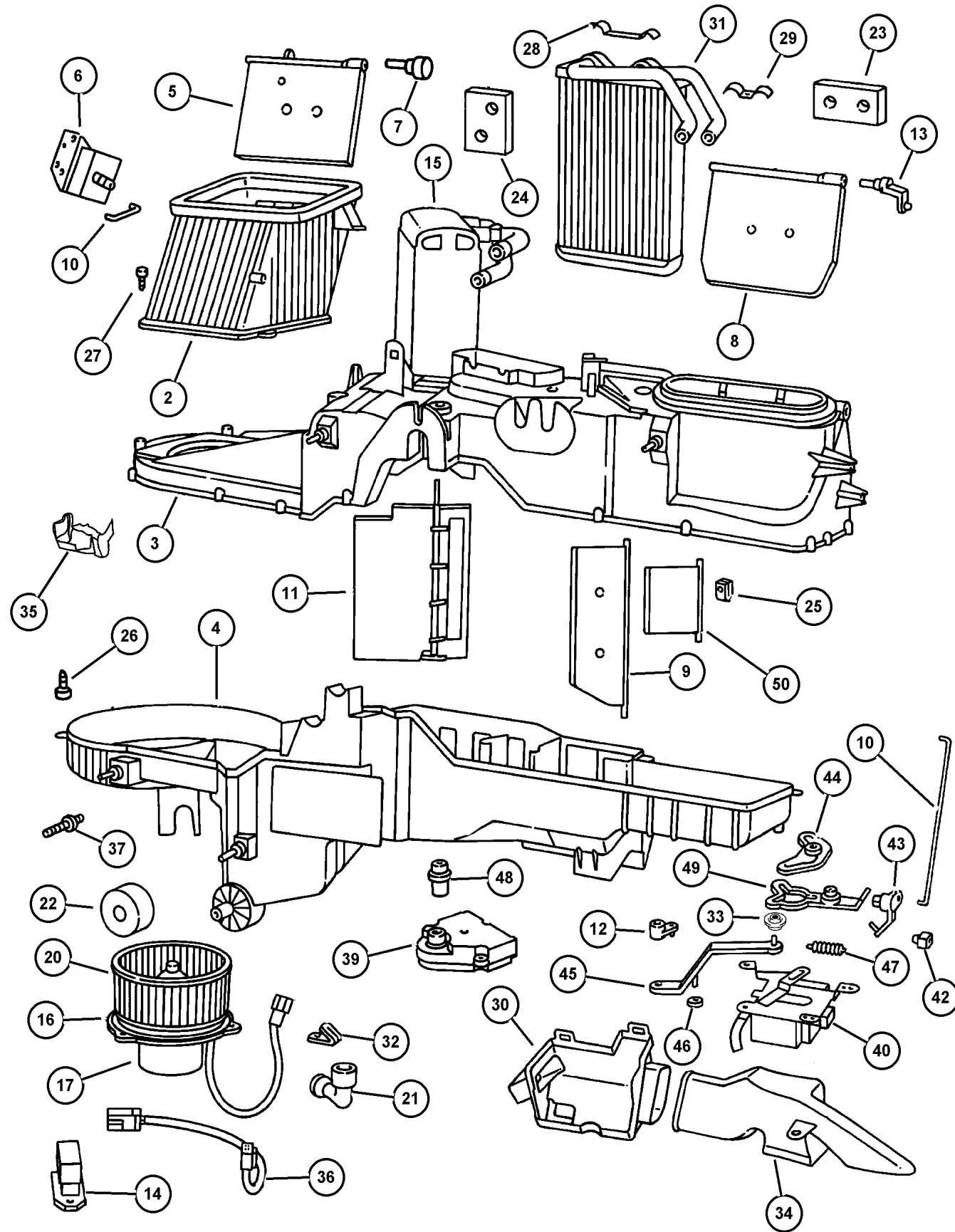
ITEM	PART NUMBER	QTY	LINE	SERIES	BODY	ENGINE	TRANS	TRIM	DESCRIPTION
37	4720 032	1							STUD, A/C Heater Housing
38	4720 015	1							SERVO, A/C Temperature Door
39	4720 014	1							LEVER, Mode Door
40	4778 421	4							DOOR, Floor Defroster Duct

JEEP GRAND CHEROKEE (ZJ)				
SERIES	LINE	BODY	ENGINE	TRANSMISSION
L = Low Line	J = 4WD T = 2WD	74 = 4 Door	ERH, ER0 = 4.0L Power Tech I-6. ELF, EL0 = 5.2L V8 MPI EML, EM0 = 5.9L V8 MPI	DGW = 4 Speed Auto. 44RE DGK = 4 Speed Auto. 42RE DGT = 4 Speed Auto. 46RE DGO = All Speed Auto.

AR = Use as required - = Non illustrated part # = New this model year

October 20, 2004

Air Conditioning Unit with ATC
Figure 024-170



ITEM	PART NUMBER	QTY	LINE	SERIES	BODY	ENGINE	TRANS	TRIM	DESCRIPTION
-1	5511 6000	1							LABEL, Refrigerant
2	4886 383AA	1							HOUSING, Air Recirculating
3	4882 169	1							HOUSING, A/C Upper
4	4778 423	1							HOUSING, A/C Lower
5	4720 024	1							DOOR, Fresh Air
6	4720 563	1							ACTUATOR, Heater Door
7	4720 029	1							CLIP, Fresh Air Door
8	4720 023	1							DOOR, Vent
9	4778 420	1							DOOR, Floor Defroster Duct
10	4720 571	1							SHAFT, A/C and Heater Door
11	4746 211	1							DOOR, A/C Temperature
12									LEVER, Order Item # 41, (NOT SERVICED) (Not Serviced)
13	4720 570	1							LEVER, A/C Heater Door
14	4883 692AA	1							RESISTOR, Blower Motor
15	4882 168	1							EVAPORATOR, Air Conditioning
16	4720 039	1							SEAL, Blower Motor
17	4778 417	1							MOTOR, Blower
-18	4720 007	1							SCREW, Blower Motor
-19									CLAMP, Blower Motor Wheel, 02837680, (NOT SERVICED) (Not Serviced)
20	4720 009	1							BLOWER
21	5210 066	1							TUBE, A/C Motor Cooling
22	4720 037	1							SEAL, Evaporator Drain
23	4720 033	1							SEAL, Heater Tubes
24	4720 034	1							SEAL, Evaporator Tubes
25	4720 045	1							U-NUT, Implement Mounting
26	4720 533	1							SCREW, Heater Housing
27	4720 534	1							SCREW, Pan Head
28	4720 555	1							CLAMP, Heater Core
29	4720 028	1							CLIP, Heater Core
30	4720 010	1							DUCT, A/C And Heater
31	4720 008	1							CORE, Heater
32	4720 028	1							CLIP, Heater Core
33	4720 558	1							BUSHING, Air Condition and Heater
34	4720 560	1							DUCT, Air Outlet
35	4778 415	1							INSULATOR, Air Conditioning
36	4883 693AA	1							WIRING, Heater and A/C
37	4720 032	1							STUD, A/C Heater Housing
-38	4746 573	1							SEAL, Blower Motor
39	4647 039	1							SERVO, A/C Temperature Door
40	4720 569	1							ACTUATOR, Heater

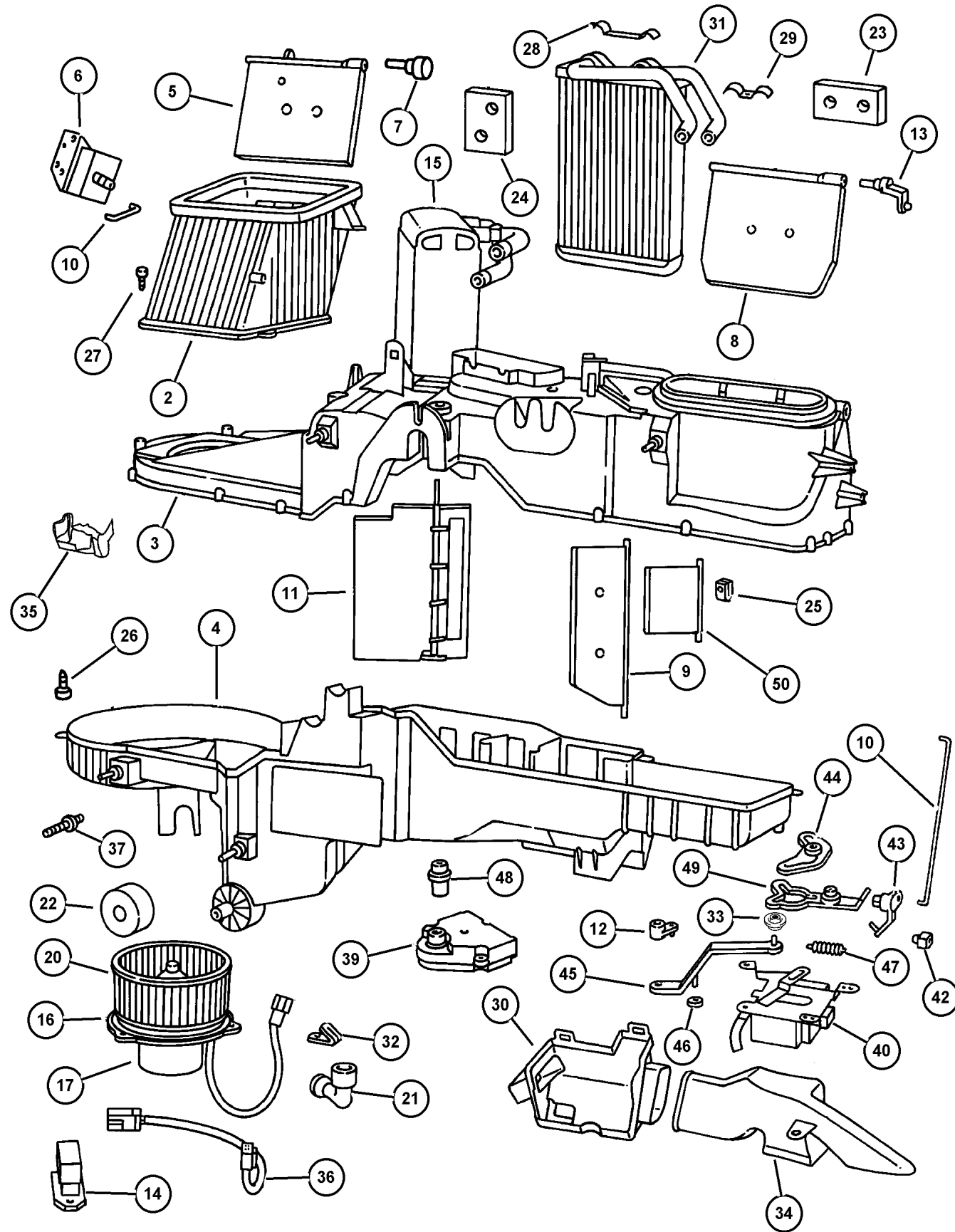
JEEP GRAND CHEROKEE (ZJ)

SERIES	LINE	BODY	ENGINE	TRANSMISSION
L = Low Line	J = 4WD T = 2WD	74 = 4 Door	ERH, ER0 = 4.0L Power Tech I-6. ELF, EL0 = 5.2L V8 MPI EML, EM0 = 5.9L V8 MPI	DGW = 4 Speed Auto. 44RE DGK = 4 Speed Auto. 42RE DGT = 4 Speed Auto. 46RE DGO = All Speed Auto.

AR = Use as required - = Non illustrated part # = New this model year

October 20, 2004

Air Conditioning Unit with ATC
Figure 024-170



ITEM	PART NUMBER	QTY	LINE	SERIES	BODY	ENGINE	TRANS	TRIM	DESCRIPTION
-41	4720 558	1							BUSHING, Air Condition and Heater
42	4720 576	1							CLIP, A/C Heater Housing
43	4720 572	1							LEVER, Defroster Door
44	4720 559	1							ACTUATOR, Heater
45	4886 136AA	1							LEVER, Defroster Door
46	4746 882	1							WASHER, Mode Door
47	4746 883	1							SPRING, Mode Door
48	4720 014	1							LEVER, Mode Door
49	4762 086	1							FACE PLATE, Heater And A/C
50	4778 421	1							Control DOOR, Floor Defroster Duct

JEEP GRAND CHEROKEE (ZJ)

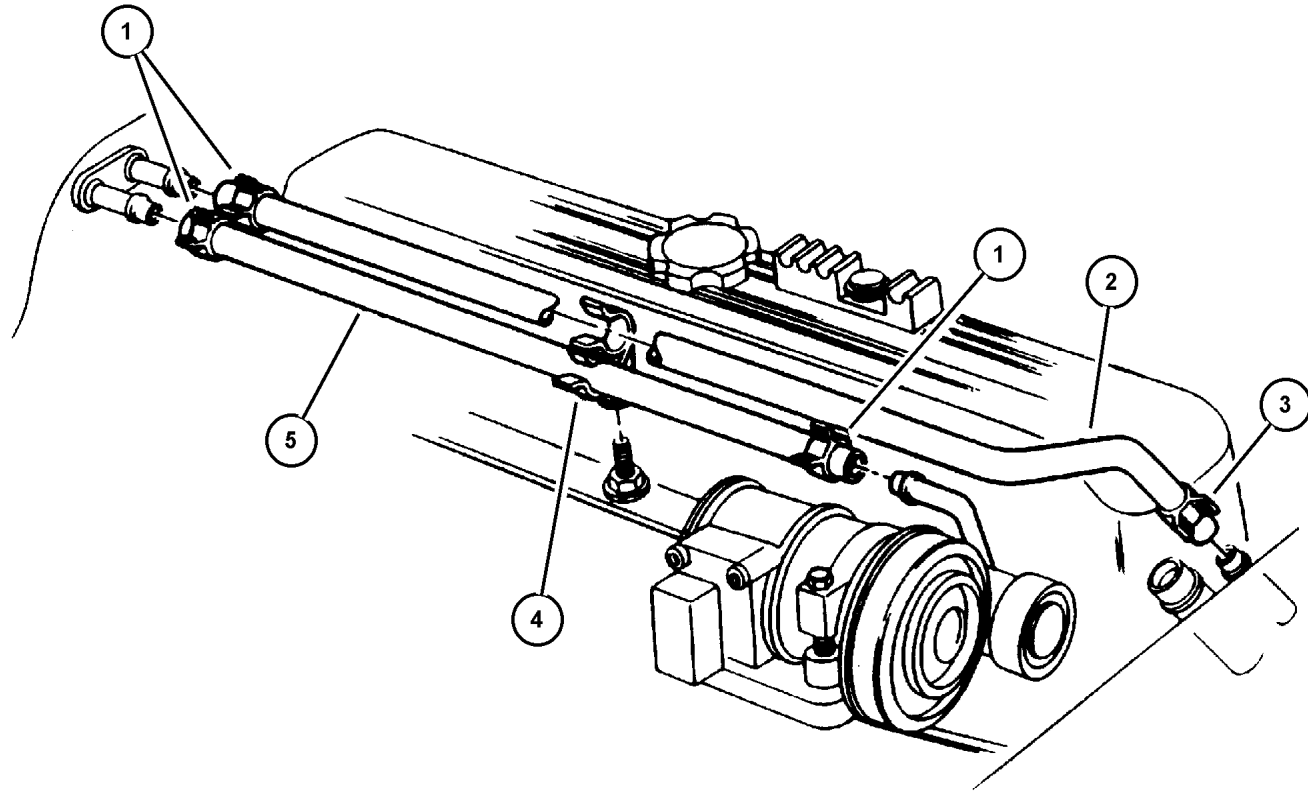
SERIES	LINE	BODY	ENGINE	TRANSMISSION
L = Low Line	J = 4WD T = 2WD	74 = 4 Door	ERH, ER0 = 4.0L Power Tech I-6. ELF, EL0 = 5.2L V8 MPI EML, EM0 = 5.9L V8 MPI	DGW = 4 Speed Auto. 44RE DGK = 4 Speed Auto. 42RE DGT = 4 Speed Auto. 46RE DGO = All Speed Auto.

AR = Use as required - = Non illustrated part # = New this model year

October 20, 2004

Hoses, Heater 4.0L Engine
Figure 024-240

ITEM	PART NUMBER	QTY	LINE	SERIES	BODY	ENGINE	TRANS	TRIM	DESCRIPTION
1	6502 017	2				ER0			CLAMP, Heater Hose
2	5503 6490	1				ER0			HOSE, Heater Supply, Supply
3	6502 018	1				ER0			CLAMP, Hose, M28.9 x 1.60
4	5503 5933	1				ER0			BRACKET, Hose, Hose Retaining
5	5503 6475	1				ER0			HOSE, Heater Return, Return

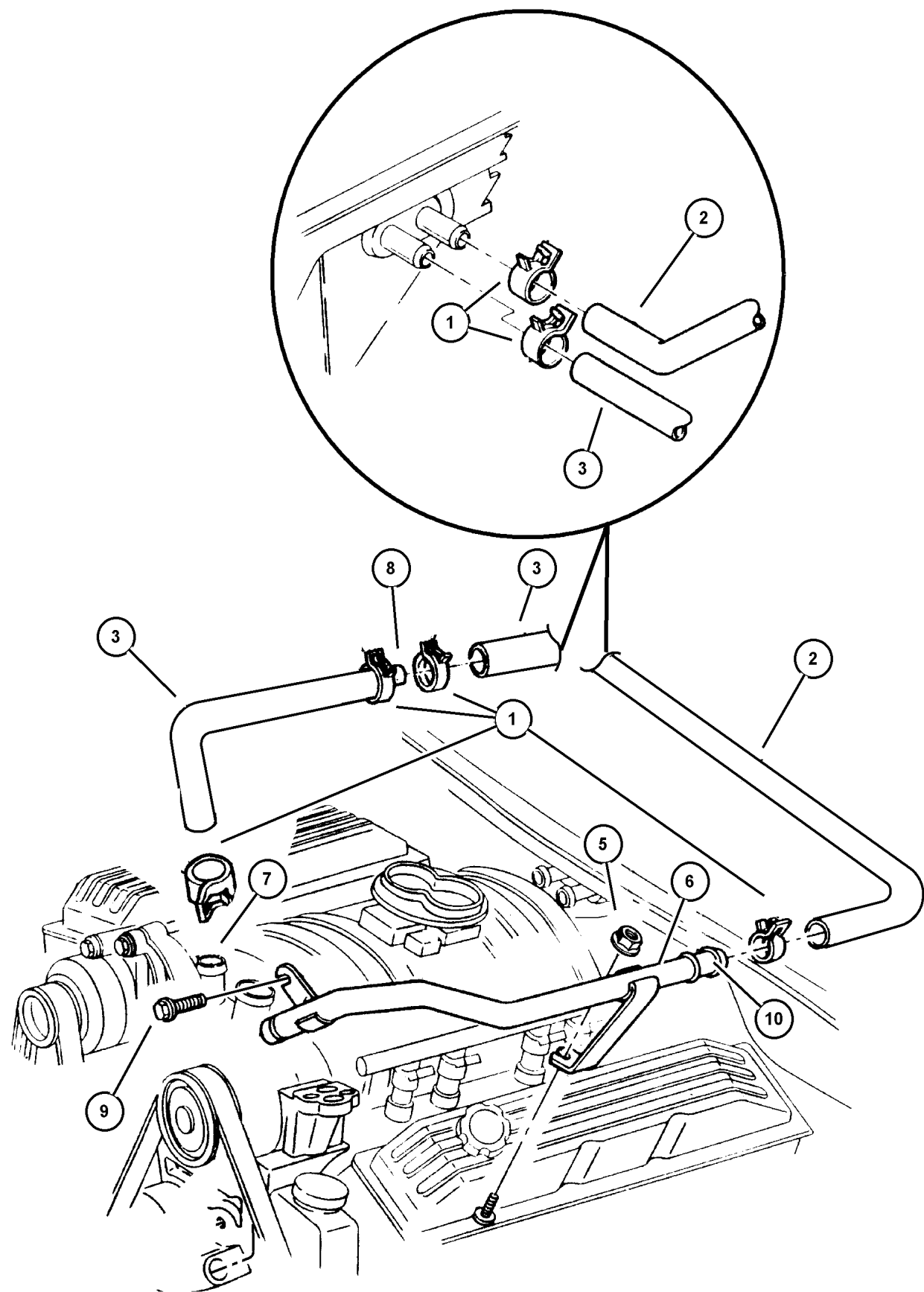


JEEP GRAND CHEROKEE (ZJ)				
SERIES	LINE	BODY	ENGINE	TRANSMISSION
L = Low Line	J = 4WD T = 2WD	74 = 4 Door	ERH, ER0 = 4.0L Power Tech I-6. ELF, EL0 = 5.2L V8 MPI EML, EM0 = 5.9L V8 MPI	DGW = 4 Speed Auto. 44RE DGK = 4 Speed Auto. 42RE DGT = 4 Speed Auto. 46RE DGO = All Speed Auto.

AR = Use as required - = Non illustrated part # = New this model year

October 20, 2004

Hoses, Heater 5.2L and 5.9L Engines Figure 024-245



ITEM	PART NUMBER	QTY	LINE	SERIES	BODY	ENGINE	TRANS	TRIM	DESCRIPTION
1	6502 017	2				EL0, EMO			CLAMP, Heater Hose
2	5503 6477	1				EL0, EMO			HOSE, Heater, Heater Return
3	5503 6476	1				EL0, EMO			HOSE, Heater Supply
-4	4637 938	1				EL0, EMO			SLEEVE, Heater Hose, Braided
5	6033 560	1				EL0, EMO			NUT AND WASHER, Hex Nut-Coned Washer, .25-20
6	5503 6895	1				EL0, EMO			TUBE, Heater Return
7	5503 5944	1				EL0, EMO			NIPPLE, Heater Inlet, Return
8	4361 121	1				EL0, EMO			HOSE, Heater, Insert
9	5503 6492	1				EL0, EMO			HOSE, Heater Supply
10	4746 864	1				EL0, EMO			O RING, Tube Assy, Heater Return

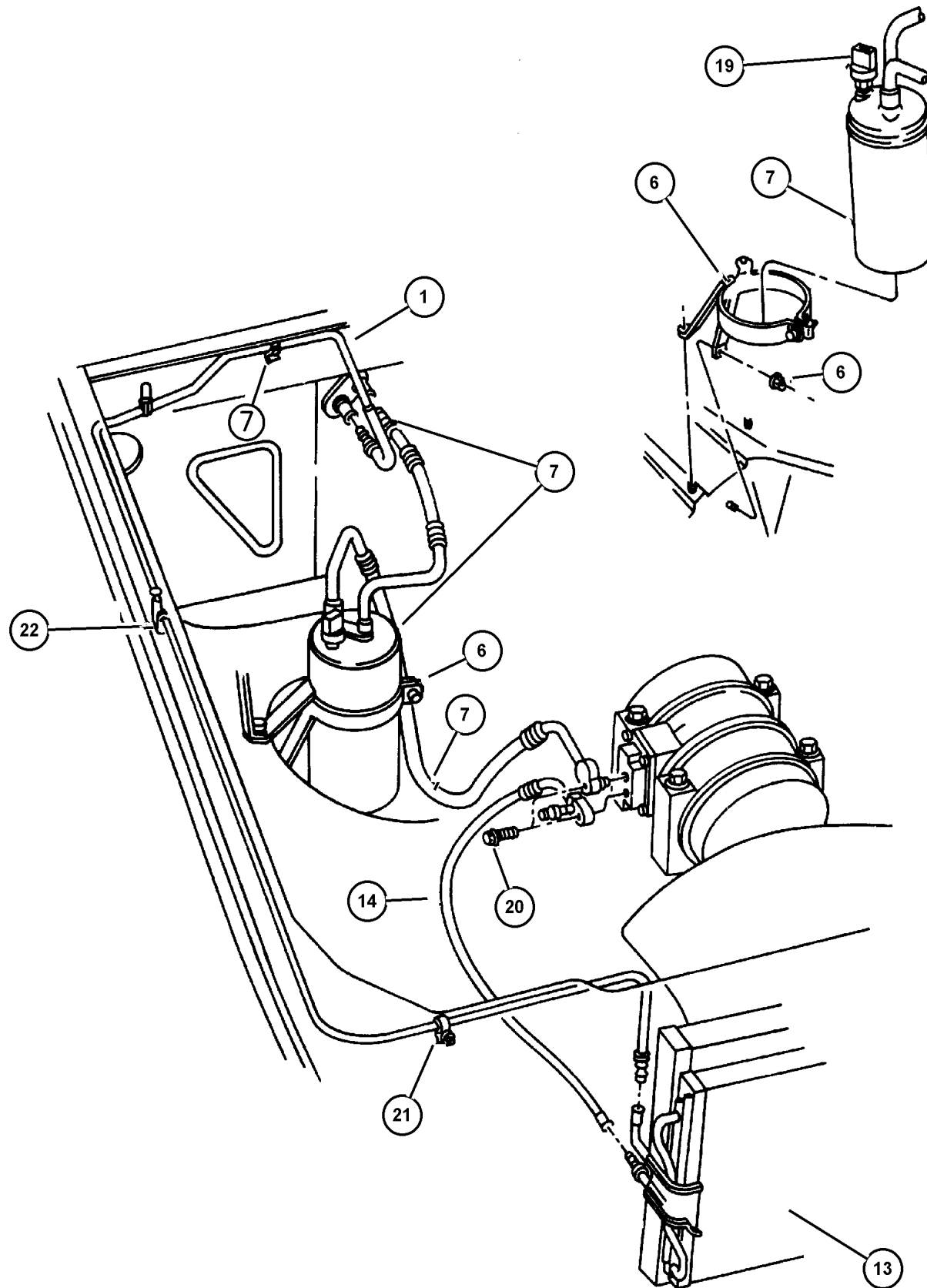
JEEP GRAND CHEROKEE (ZJ)

SERIES	LINE	BODY	ENGINE	TRANSMISSION
L = Low Line	J = 4WD T = 2WD	74 = 4 Door	ERH, ER0 = 4.0L Power Tech I-6. ELF, EL0 = 5.2L V8 MPI EML, EMO = 5.9L V8 MPI	DGW = 4 Speed Auto. 44RE DGK = 4 Speed Auto. 42RE DGT = 4 Speed Auto. 46RE DGO = All Speed Auto.

AR = Use as required - = Non illustrated part # = New this model year

October 20, 2004

Accumulator, Condenser and Lines 4.0L Engine Figure 024-250



ITEM	PART NUMBER	QTY	LINE	SERIES	BODY	ENGINE	TRANS	TRIM	DESCRIPTION
1	5511 6115	1				EL0, ER0			LINE, A/C Liquid
-2									CAP, A/C Check Valve, 55035972, (NOT SERVICED) (Not Serviced)
-3									VALVE, A/C Discharge Line Check, 04796977, (NOT SERVICED) (Not Serviced)
-4	5010 890AA	4				EL0, ER0			O RING, A/C Liquid Line
-5	4728 856	1				EL0, ER0			SPRING, Quick Disconnect
6	5511 5828	1							BRACKET, A/C Filter Drier, Accum. Assembly
7	5511 6191	1				ER0			ACCUMULATOR, Suction Line
-8	4728 705	1				ER0			O RING, Low Pressure Cutout Switc
-9	4897 613AA	1				ER0			SWITCH, A/C Cycling
-10									WASHER, Thrust, (NOT SERVICED) (Not Serviced)
-11	4740 401	2				ER0			O RING, A/C Suction Line
-12									VALVE CORE, Service Port, (NOT SERVICED) (Not Serviced)
13	5503 6473	1				ER0			CONDENSER, Air Conditioning
14	5511 6194	1				ER0			LINE, A/C Discharge
-15									VALVE, A/C Discharge Line Check, (NOT SERVICED) (Not Serviced)
-16									O RING, A/C Discharge Line, (NOT SERVICED) (Not Serviced)
-17									O RING, High Pressure, (NOT SERVICED) (Not Serviced)
-18									CLIP, A/C Quick Disconnect
	4596 152	3							Discharge
	4596 153	1							Suction
19									SWITCH, A/C High Pressure Cut Off, 04773190, (NOT SERVICED) (Not Serviced)
20									SCREW, (NOT SERVICED) (Not Serviced)
21	5503 5758	2							RETAINER, A/C Supply Line
22	5503 6495	2							RETAINER, A/C Supply Line

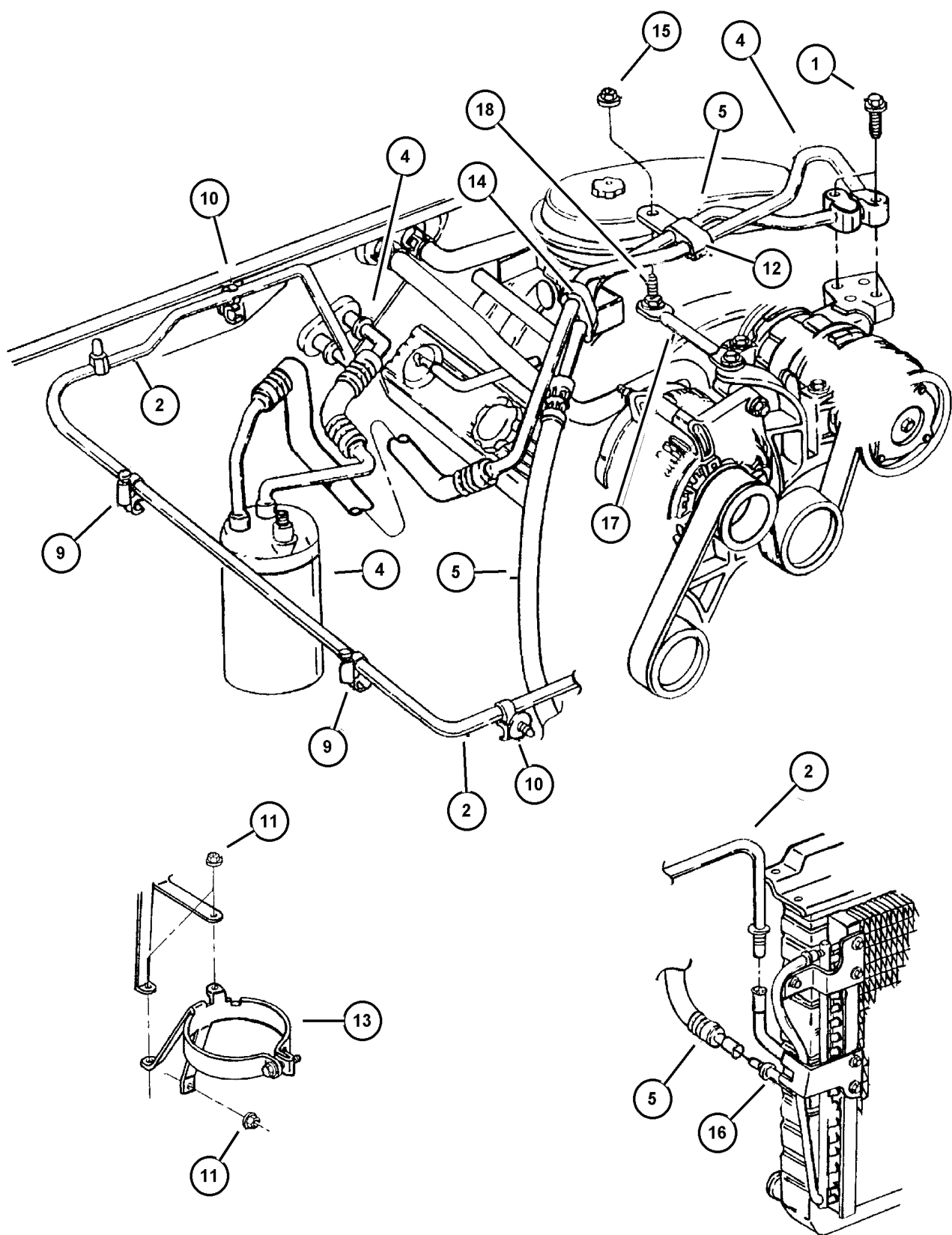
JEEP GRAND CHEROKEE (ZJ)

SERIES	LINE	BODY	ENGINE	TRANSMISSION
L = Low Line	J = 4WD T = 2WD	74 = 4 Door	ERH, ER0 = 4.0L Power Tech I-6. ELF, EL0 = 5.2L V8 MPI EML, EM0 = 5.9L V8 MPI	DGW = 4 Speed Auto. 44RE DGK = 4 Speed Auto. 42RE DGT = 4 Speed Auto. 46RE DGO = All Speed Auto.

AR = Use as required - = Non illustrated part # = New this model year

October 20, 2004

Accumulator, Condenser and Lines 5.2L and 5.9L Engines
Figure 024-255



ITEM	PART NUMBER	QTY	LINE	SERIES	BODY	ENGINE	TRANS	TRIM	DESCRIPTION
1									SCREW, (NOT SERVICED) (Not Serviced)
2	5511 6115	1				ELO, ERO			LINE, A/C Liquid
	56022 141AC	1				EMO			
-3	5010 890AA	4				ELO, ERO			O RING, A/C Liquid Line
4	5511 6192	1				ELO, EMO			ACCUMULATOR, Suction Line
5	5511 6195	1				ELO			LINE, A/C Discharge
	56022 288AA	1				EMO			
-6	4741 705	2				EMO			O RING, A/C and Heater
-7	4596 152	3							CLIP, A/C Quick Disconnect, Quick Disconnect, Discharge Line
-8	4596 153	1							CLIP, A/C Quick Disconnect, Quick Disconnect, Suction Line
9	5503 5758	2							RETAINER, A/C Supply Line, Liquid Line Mounting
10	5503 6495	2							RETAINER, A/C Supply Line
11	6100 515	4				ELO, EMO			NUT, Hex Flange Lock, M5
12	5503 5784	1				ELO, EMO			CLIP, Tube
13	5511 5828	1							BRACKET, A/C Filter Drier, Accumulator
14	5503 5945	1				ELO, EMO			CLIP, Hose To Manifold, Hose to Manifold
15									NUT, (NOT SERVICED) (Not Serviced)
16	5503 6473	1				ELO			CONDENSER, Air Conditioning
	5511 5864	1				EMO			
17	5300 8746	1				ELO, EMO			BRACE, Alternator
18	6034 438	1				ELO, EMO			STUD, .312-18/.375-16x1.750
-19	4897 613AA	1				ELO, EMO			SWITCH, A/C Cycling

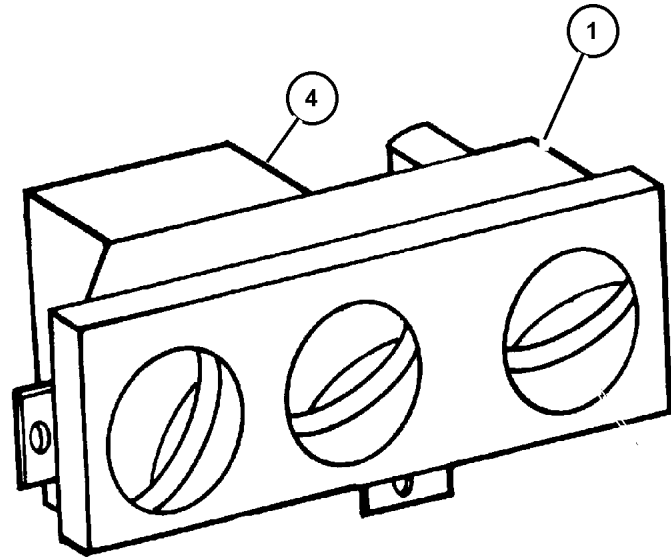
JEEP GRAND CHEROKEE (ZJ)

SERIES	LINE	BODY	ENGINE	TRANSMISSION
L = Low Line	J = 4WD T = 2WD	74 = 4 Door	ERH, ER0 = 4.0L Power Tech I-6. ELF, ELO = 5.2L V8 MPI EML, EMO = 5.9L V8 MPI	DGW = 4 Speed Auto. 44RE DGK = 4 Speed Auto. 42RE DGT = 4 Speed Auto. 46RE DGO = All Speed Auto.

AR = Use as required - = Non illustrated part # = New this model year

October 20, 2004

**Control, Heater
Figure 024-320**

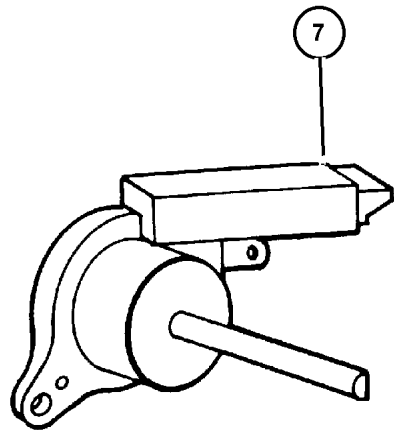
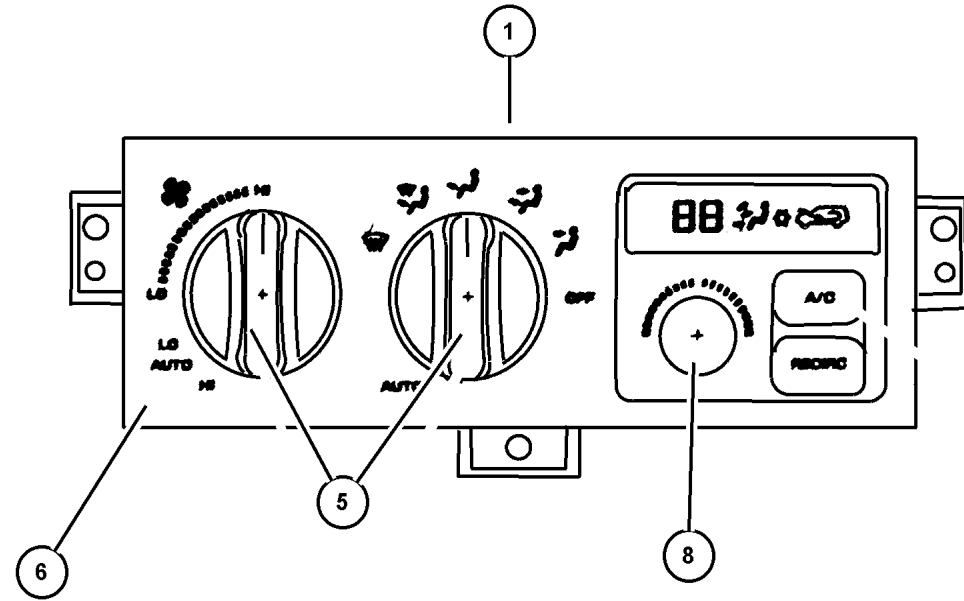


ITEM	PART NUMBER	QTY	LINE	SERIES	BODY	ENGINE	TRANS	TRIM	DESCRIPTION
1	5511 5842	1							CONTROL, Auto Temp Control
-2	5511 5790	1				ER0			HARNESS, Speed Control Vacuum
-3	5013 121AA	1							KNOB, A/C And Heater Control - Rotary
4	5503 6876	1				EL0, EM0			HARNESS, A/C And Heater Vacuum

JEEP GRAND CHEROKEE (ZJ)

SERIES	LINE	BODY	ENGINE	TRANSMISSION
L = Low Line	J = 4WD T = 2WD	74 = 4 Door	ERH, ER0 = 4.0L Power Tech I-6. ELF, EL0 = 5.2L V8 MPI EML, EM0 = 5.9L V8 MPI	DGW = 4 Speed Auto. 44RE DGK = 4 Speed Auto. 42RE DGT = 4 Speed Auto. 46RE DG0 = All Speed Auto.

**Control, Air Conditioning
Figure 024-330**



ITEM	PART NUMBER	QTY	LINE	SERIES	BODY	ENGINE	TRANS	TRIM	DESCRIPTION
1									CONTROL, Auto Temp Control
	5511 6065	1							Without ATC
	5511 5842	1							Without ATC
-2	5503 6393	1							SENSOR, Auto Temp. Control, Ambient
-3	5503 6394	1							HOSE, Aspirator, Aspirator
-4	5503 6396	1							SUPPORT, Auto Temperature Control, Control
5	5013 120AA	2							KNOB, ATC Control, Serviced in Control Unit
6									FACEPLATE, A/C Control, Serviced in Control Unit, (NOT SERVICED) (Not Serviced)
7									VALVE, A/C pressure Transducer, Rotary Vacuum, Serviced in Control Unit, (NOT SERVICED) (Not Serviced)
8	4883 337	1							KNOB, ATC Control, Serviced in Control Unit
-9	5013 122AA	1							HARNESS, A/C And Heater Vacuum

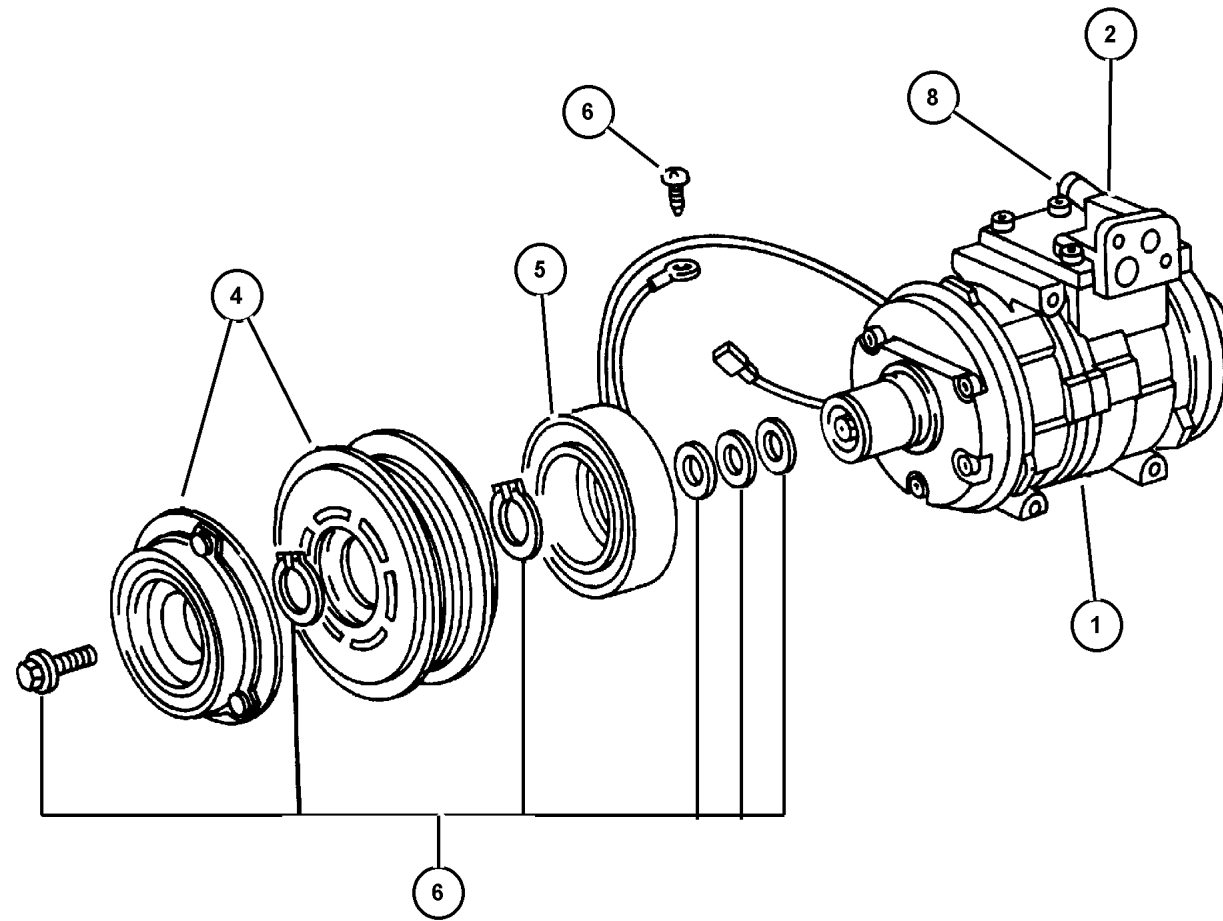
JEEP GRAND CHEROKEE (ZJ)

SERIES	LINE	BODY	ENGINE	TRANSMISSION
L = Low Line	J = 4WD T = 2WD	74 = 4 Door	ERH, ER0 = 4.0L Power Tech I-6. ELF, EL0 = 5.2L V8 MPI EML, EM0 = 5.9L V8 MPI	DGW = 4 Speed Auto. 44RE DGK = 4 Speed Auto. 42RE DGT = 4 Speed Auto. 46RE DG0 = All Speed Auto.

AR = Use as required - = Non illustrated part # = New this model year

October 20, 2004

**Compressor, Air Conditioning
Figure 024-420**



ITEM	PART NUMBER	QTY	LINE	SERIES	BODY	ENGINE	TRANS	TRIM	DESCRIPTION
1									COMPRESSOR, Air Conditioning
	5511 6190	1				ER0			
	5511 6188	1				EL0, EMO			
2									MANIFOLD, Compressor
	4761 702	1				ER0			
	4740 682	1				EL0, EMO			
-3									SEAL, Manifold To Compressor
	4728 854	1				ER0			
		1				EL0, EMO			
4									PULLEY HUB KIT, A/C Compressor
	4720 834	1				ER0			
	4740 683	1				EL0, EMO			
5									COIL, Air Conditioning Clutch
	5003 681AA	1				ER0			
		1				EL0, EMO			
6									CLUTCH, A/C Compressor, Shim Kit
	4720 835	1				ER0			
		1				EL0, EMO			
-7									SNAP RING KIT, A/C Clutch
	5264 454	1				ER0			
		1				EL0, EMO			
8									VALVE, High Pressure Relief
	4720 848	1				ER0			
		1				EL0, EMO			
-9									O RING, Air Conditioning Compressor, 04740685
	4740 685	1				ER0			
		1				EL0, EMO			

JEEP GRAND CHEROKEE (ZJ)

SERIES	LINE	BODY	ENGINE	TRANSMISSION
L = Low Line	J = 4WD T = 2WD	74 = 4 Door	ERH, ER0 = 4.0L Power Tech I-6. ELF, EL0 = 5.2L V8 MPI EML, EM0 = 5.9L V8 MPI	DGW = 4 Speed Auto. 44RE DGK = 4 Speed Auto. 42RE DGT = 4 Speed Auto. 46RE DG0 = All Speed Auto.

AR = Use as required - = Non illustrated part # = New this model year

October 20, 2004

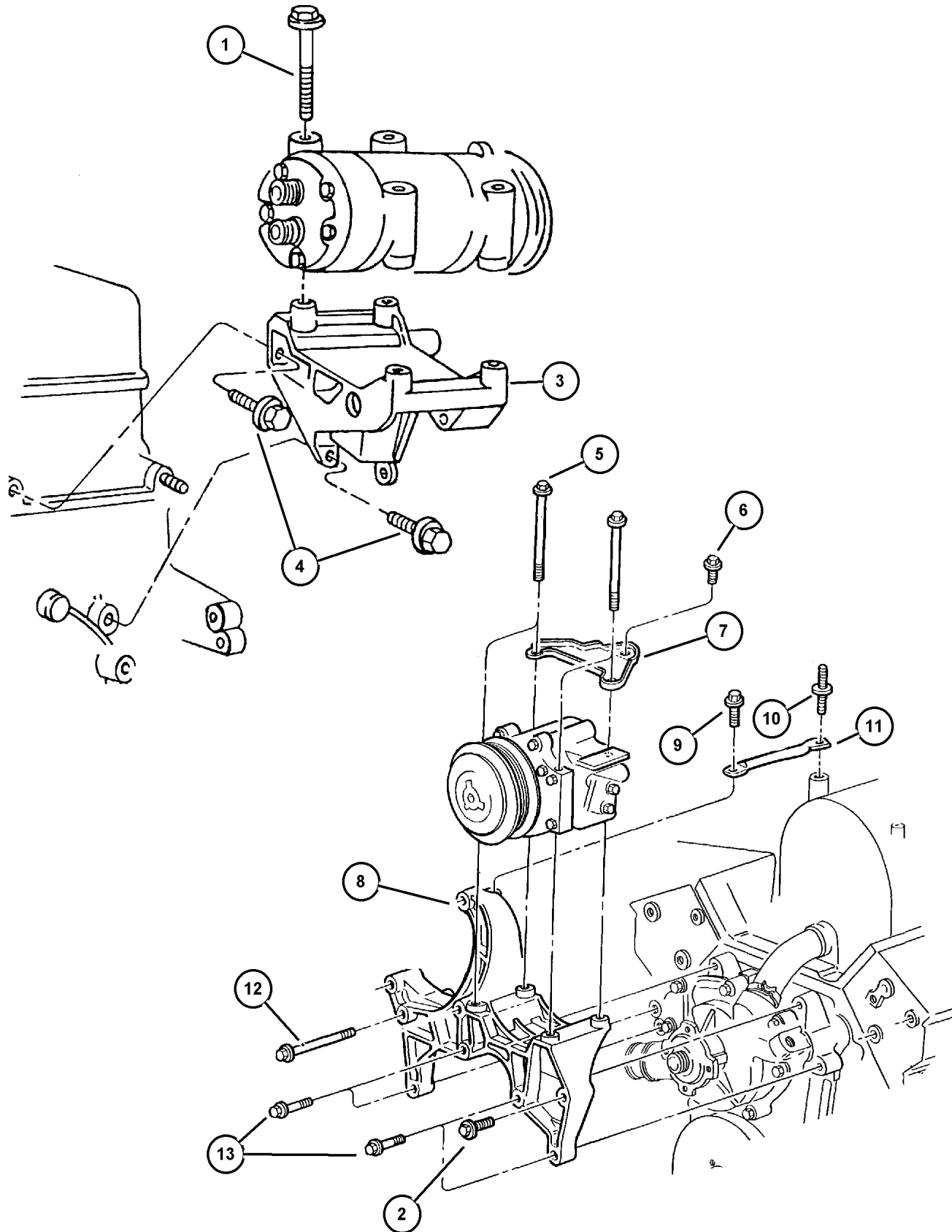
Compressor Mounting Figure 024-520

ITEM	PART NUMBER	QTY	LINE	SERIES	BODY	ENGINE	TRANS	TRIM	DESCRIPTION
1									BOLT, M8 x 1.25-1, (NOT SERVICED) (Not Serviced)
2	6034 246	1				EL0, EM0			BOLT, Hex Head, .375-16x.75
3									BRACKET, Alternator And Compressor
	5301 0224	1				ER0			
	5300 8614	1				EL0, EM0			
4	6025 063	2				ER0			SCREW AND WASHER, .375-16x1.125
5	6034 789	4				EL0, EM0			SCREW AND WASHER, Hex Head Coned Lock Washe, .312-18x3.75
6									SCREW, (NOT SERVICED) (Not Serviced)
7	5301 0252	1				EL0, EM0			BRACE, A/C Compressor
8	5300 8614	1				EL0, EM0			BRACKET, Alternator And Compressor
9									SCREW, (NOT SERVICED) (Not Serviced)
10	6034 438	1				EL0, EM0			STUD, .312-18/.375-16x1.750
11	5300 8746	1				EL0, EM0			BRACE, Alternator
12	6034 247	1				EL0, EM0			BOLT, Hex Head, .375-16x.25
13									SCREW, (NOT SERVICED) (Not Serviced)

JEEP GRAND CHEROKEE (ZJ)				
SERIES	LINE	BODY	ENGINE	TRANSMISSION
L = Low Line	J = 4WD T = 2WD	74 = 4 Door	ERH, ER0 = 4.0L Power Tech I-6. ELF, EL0 = 5.2L V8 MPI EML, EM0 = 5.9L V8 MPI	DGW = 4 Speed Auto. 44RE DGK = 4 Speed Auto. 42RE DGT = 4 Speed Auto. 46RE DGO = All Speed Auto.

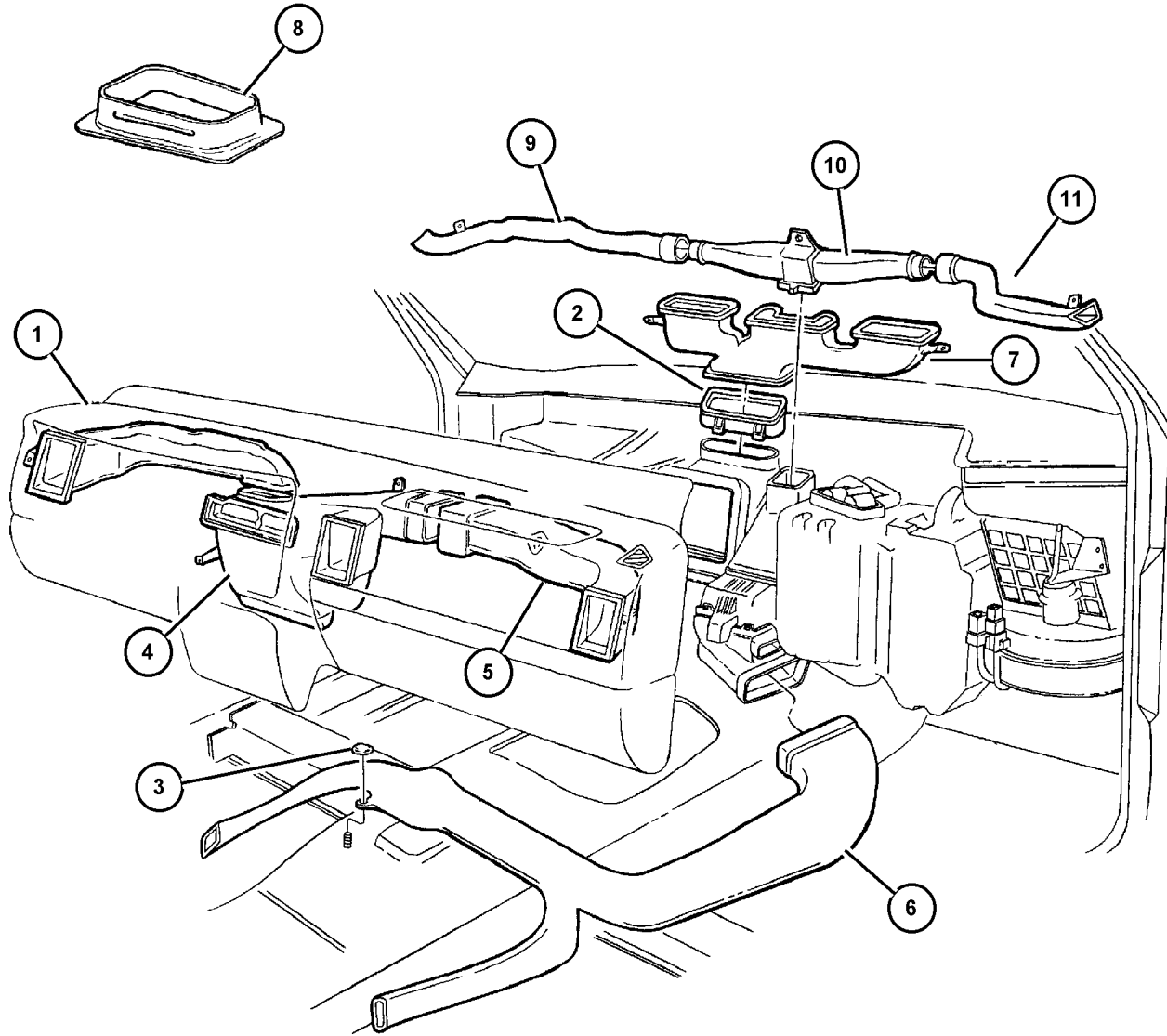
AR = Use as required - = Non illustrated part # = New this model year

October 20, 2004



Air Ducts and Outlets Figure 024-610

ITEM	PART NUMBER	QTY	LINE	SERIES	BODY	ENGINE	TRANS	TRIM	DESCRIPTION
1	5511 5233	1							DUCT, Air Outlet, Left, Left Air Outlet
2	4732 061	1							ADAPTER, Defroster Duct, Defroster Duct
3	6504 721	1							NUT, Push-On Spring, 3, Push
4	5511 5231	1							DUCT, Instrument Panel, A/C Center
5	5511 5232	1							DUCT, Air Outlet, Right Air Outlet
6	55116 239AC	1							DUCT, Rear Floor Heat
7	55115 761AB	1							DUCT, Defroster, Defroster
8	5503 6517	1							BAFFLE, Air Intake, Inlet
9	5511 5235	1							DUCT, Side Window, Left Side Window Defroster
10	5511 5329	1							OUTLET, Demister, Center Side Window Defroster
11	5511 5234	1							DUCT, Side Window, Inlet
-12	6032 723	4							SCREW, Self Tapping, M4.2x1.69x19.05



JEEP GRAND CHEROKEE (ZJ)

SERIES	LINE	BODY	ENGINE	TRANSMISSION
L = Low Line	J = 4WD T = 2WD	74 = 4 Door	ERH, ER0 = 4.0L Power Tech I-6. ELF, EL0 = 5.2L V8 MPI EML, EM0 = 5.9L V8 MPI	DGW = 4 Speed Auto. 44RE DGK = 4 Speed Auto. 42RE DGT = 4 Speed Auto. 46RE DGO = All Speed Auto.

AR = Use as required - = Non illustrated part # = New this model year

October 20, 2004

Group - 025

Emission Systems

GROUP 25 - Emission Systems

Illustration Title

Group-Fig. No.

Emission Labels

Emission Labels 4.0L (ERH), 5.2L (ELF), 5.9L (EML) Engine Fig. 025-130

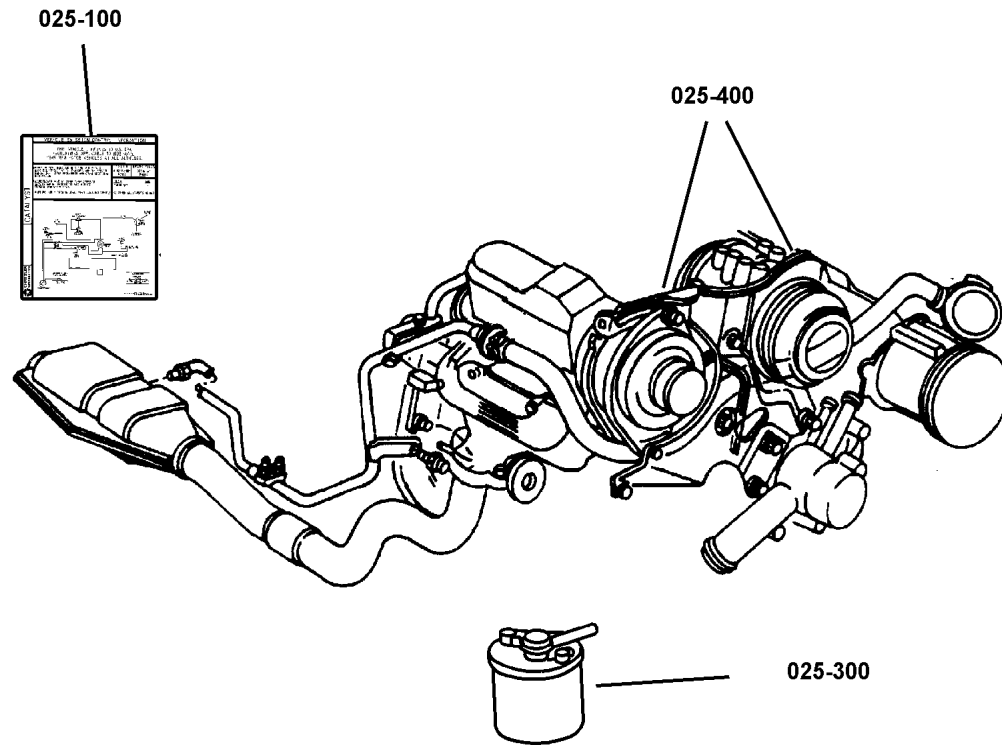
Vacuum Canister

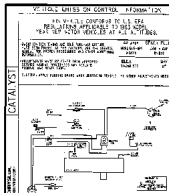
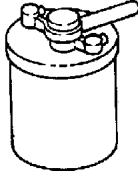
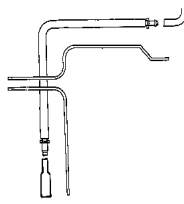
Vacuum Canister 4.0L (ERH), 5.2L (ELF), 5.9L (EML) Engine Fig. 025-350

Emission Harness

Emission Control Vacuum Harness 4.0L (ERH) Engine Fig. 025-450

Emission Control Vacuum Harness 5.2L (ELF), 5.9L (EML) Engine Fig. 025-460



<p>025-100 Emission Labels</p> 	<p>025-300 Vacuum Canister</p> 	<p>025-400 Emission Harness</p> 	
---	---	---	--

**Emission Labels 4.0L (ERH), 5.2L (ELF), 5.9L (EML) Engine
Figure 025-130**

1

VEHICLE EMISSION CONTROL INFORMATION

THIS VEHICLE CONFORMS TO U.S. EPA REGULATIONS APPLICABLE TO 1994 MODEL YEAR NEW MOTOR VEHICLES AT ALL ALTITUDES.

<p>*BASIC IGNITION TIMING AND IDLE FUEL/AIR MIXTURE HAVE BEEN PRESET AT THE FACTORY. SEE THE SERVICE MANUAL FOR PROPER PROCEDURES AND OTHER ADDITIONAL INFORMATION.</p> <p>*ADJUSTMENTS MADE BY OTHER THAN APPROVED SERVICE MANUAL PROCEDURES MAY VIOLATE FEDERAL AND STATE LAWS.</p> <p>CAUTION: APPLY PARKING BRAKE WHEN SERVICING VEHICLE</p>	<p>2.2 LITER MCR2.5V5HHP7 MCRVB</p>	<p>SPARK PLUGS .035 in. GAP RNI2YC</p>
<p>IDLE * TIMING BTC</p>	<p>MAN 12°</p>	
<p>NO OTHER ADJUSTMENTS NEEDED</p>		

CATALYST

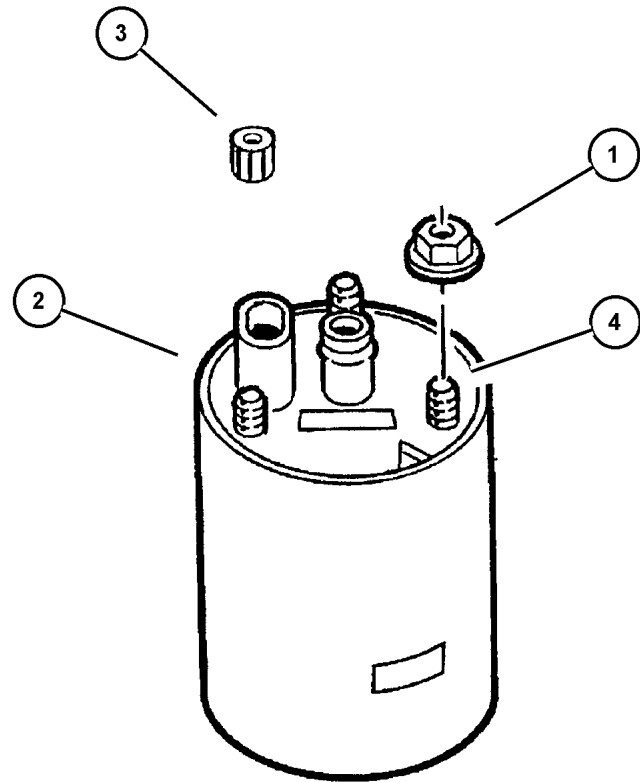
ITEM	PART NUMBER	QTY	LINE	SERIES	BODY	ENGINE	TRANS	TRIM	DESCRIPTION
NOTE: NAA=Federal NAE=California DHP=Select-Trac DHR=Quadra-Trac									
1									LABEL, Emission
	53013 807AA	1	J			ERH			Federal, Z1A, w/Selec-Trac
	53013 808AA	1	J			ERH			Federal, Z6A, w/Quadra-Trac
	53013 805AA	1				ERH			California
	53013 807AA	1	T			ERH			Federal, Z1A
	53013 809AA	1	J			ERH			Canada, Z1A, w/Selec-Trac
		1	T			ERH			Canada, Z1A
	53013 810AA	1	J			ERH			Canada, Z6A, w/Quadra-Trac
	53031 811AA	1				ELF			California
	53031 813AA	1	T			ELF			Federal, Z6B, w/Quadra-Trac
	53031 812AA	1	J			ELF			Federal, Z1B
	53031 814AA	1	J			ELF			Canada, Z1B
	53031 816AA	1	J			EML			California
	53031 818AA	1	J			EML			Federal, w/Quadra-Trac
	53031 815AA	1	T			ELF			Canada, Z6B, w/Quadra-Trac
	53031 820AA	1	J			EML			Canada, w/Quadra-Trac

JEEP GRAND CHEROKEE (ZJ)				
SERIES	LINE	BODY	ENGINE	TRANSMISSION
L = Low Line	J = 4WD T = 2WD	74 = 4 Door	ERH, ER0 = 4.0L Power Tech I-6. ELF, EL0 = 5.2L V8 MPI EML, EM0 = 5.9L V8 MPI	DGW = 4 Speed Auto. 44RE DGK = 4 Speed Auto. 42RE DGT = 4 Speed Auto. 46RE DGO = All Speed Auto.

AR = Use as required - = Non illustrated part # = New this model year

October 20, 2004

Vacuum Canister 4.0L (ERH), 5.2L (ELF), 5.9L (EML) Engine
Figure 025-350



ITEM	PART NUMBER	QTY	LINE	SERIES	BODY	ENGINE	TRANS	TRIM	DESCRIPTION
1									NUT, Hex, M6x1.00
	6500 284	4				EL0			
		4				ER0			
		3				EM0			
2	5303 0837	1							CANISTER, Vapor
3									CAP, Vapor Canister, (NOT REQUIRED)
4	6503 951	4							STUD, M6X1.00X.250-14X30.00

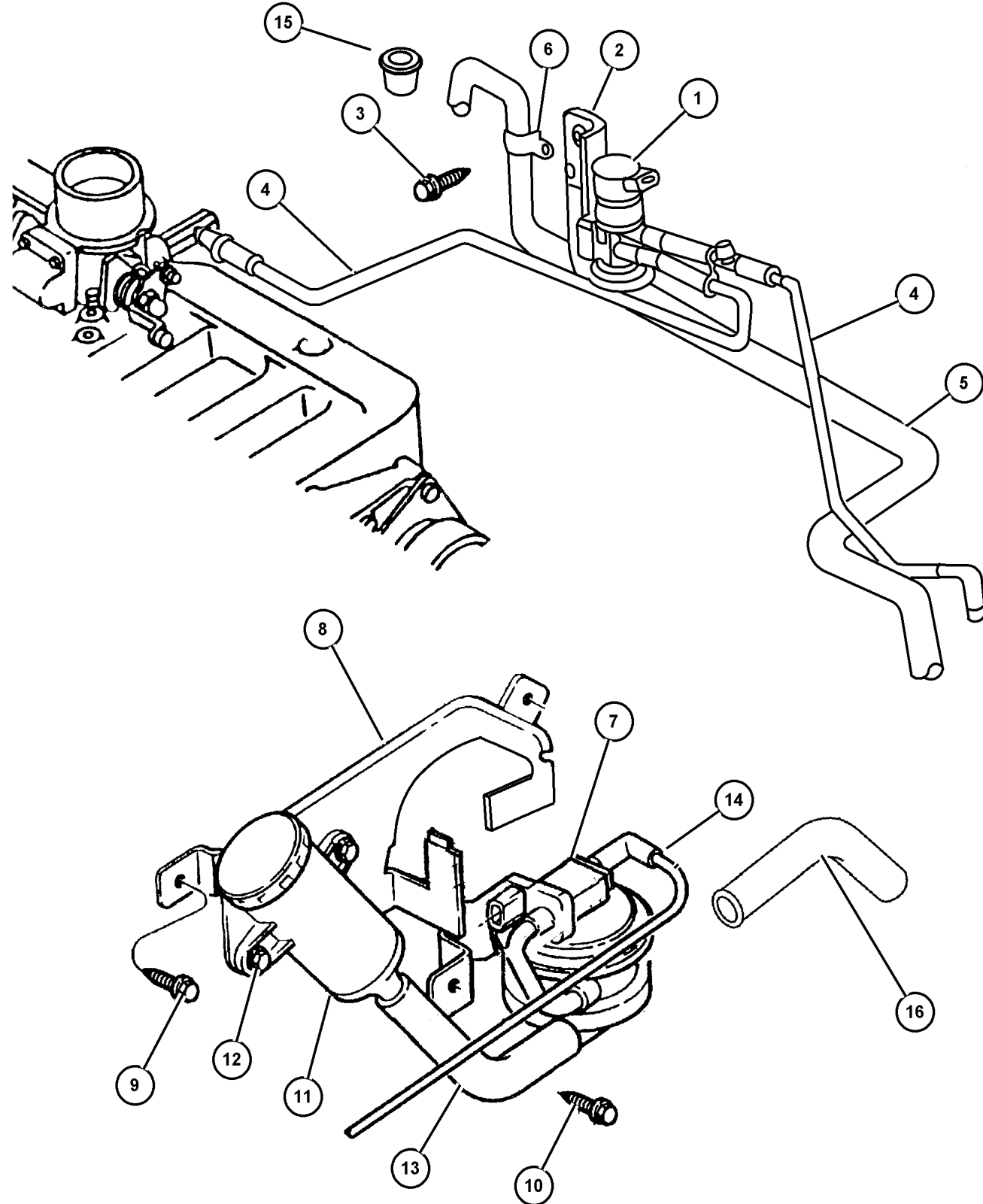
JEEP GRAND CHEROKEE (ZJ)

SERIES	LINE	BODY	ENGINE	TRANSMISSION
L = Low Line	J = 4WD T = 2WD	74 = 4 Door	ERH, ER0 = 4.0L Power Tech I-6. ELF, EL0 = 5.2L V8 MPI EML, EM0 = 5.9L V8 MPI	DGW = 4 Speed Auto. 44RE DGK = 4 Speed Auto. 42RE DGT = 4 Speed Auto. 46RE DGO = All Speed Auto.

AR = Use as required - = Non illustrated part # = New this model year

October 20, 2004

**Emission Control Vacuum Harness 4.0L (ERH) Engine
Figure 025-450**



ITEM	PART NUMBER	QTY	LINE	SERIES	BODY	ENGINE	TRANS	TRIM	DESCRIPTION
1	4669 475AB	1				ER0			SOLENOID, Duty Cycle Purge
2	4882 995	1				ER0			BRACKET, Duty Cycle Purge Solenoid
3	6035 726	1				EL0, EM0,			SCREW, Hex Head, .25-14x1.25
4	53030 836AB	1				ER0 ER0			HARNESS, Duty Cycle Purge Solenoid
5	4854 152AB	1				EL0, EM0, ER0			TUBE, Vent
6									CLIP, (NOT SERVICED) (Not Serviced)
7	4669 336AD	1				EL0, EM0, ER0			PUMP, Leak Detection
8	5303 0833	1				EL0, EM0, ER0			BRACKET, Leak Detection Pump
9									SCREW, .250-14x.699, (NOT SERVICED) (Not Serviced)
10	6035 482	3				EL0, ER0			SCREW, Tapping, .19-16x.375
11	4612 901	1				EL0, ER0			FILTER, Fuel Vapor Vent
12									SCREW, M6x1.00x11.00, (NOT SERVICED) (Not Serviced)
13	5303 0832	1				EL0, EM0,			HOSE, Leak Detection Pump
14	53030 835AB	1				ER0			TUBE, LDP to Intake Manifold
15	53031 643AA	1				EL0, EM0,			CAP, Vent Tube
16	53032 110AB	1				ER0 EL0, EM0, ER0			HOSE, Leak Detection Pump, To Vapor Canister Hose

JEEP GRAND CHEROKEE (ZJ)

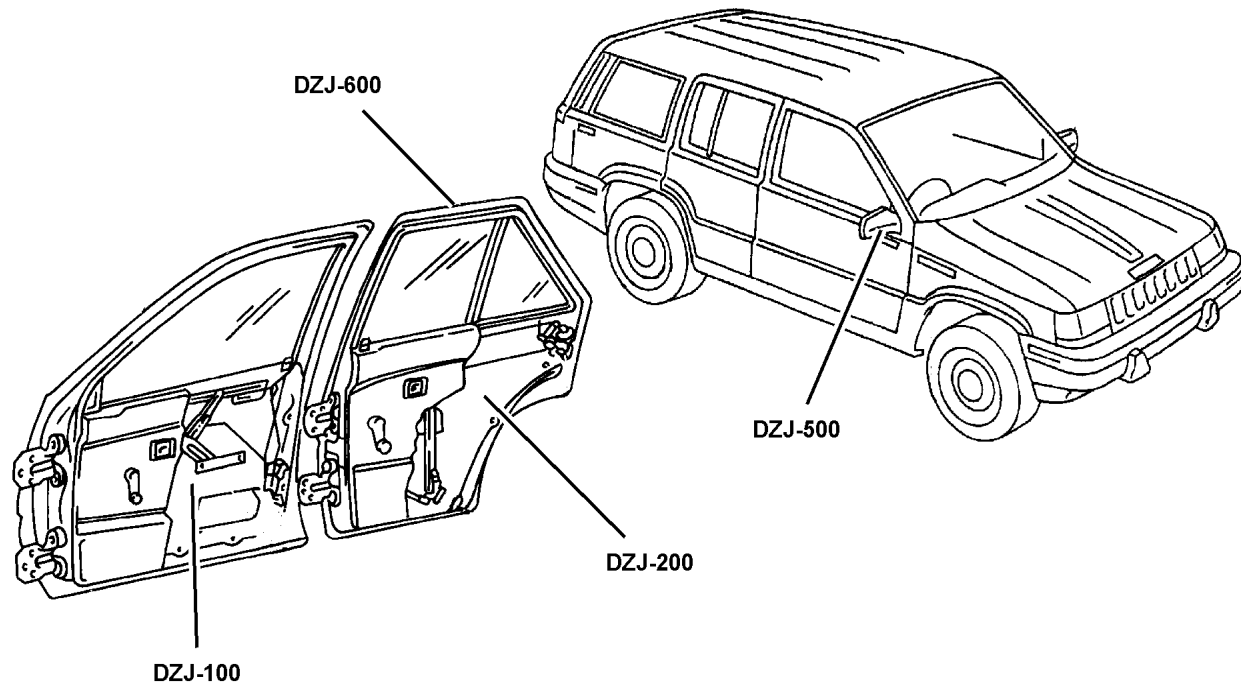
SERIES	LINE	BODY	ENGINE	TRANSMISSION
L = Low Line	J = 4WD T = 2WD	74 = 4 Door	ERH, ER0 = 4.0L Power Tech I-6. ELF, EL0 = 5.2L V8 MPI EML, EM0 = 5.9L V8 MPI	DGW = 4 Speed Auto. 44RE DGK = 4 Speed Auto. 42RE DGT = 4 Speed Auto. 46RE DG0 = All Speed Auto.

AR = Use as required - = Non illustrated part # = New this model year

October 20, 2004

Group - DZJ

Doors and Related Parts



GROUP DZJ - Doors and Related Parts

Illustration Title

Group-Fig. No.

Front Door

Door, Front Shell and Hinges	Fig. DZJ-110
Door, Front Glass and Regulators	Fig. DZJ-120
Door, Front Lock and Controls	Fig. DZJ-130

Rear Door

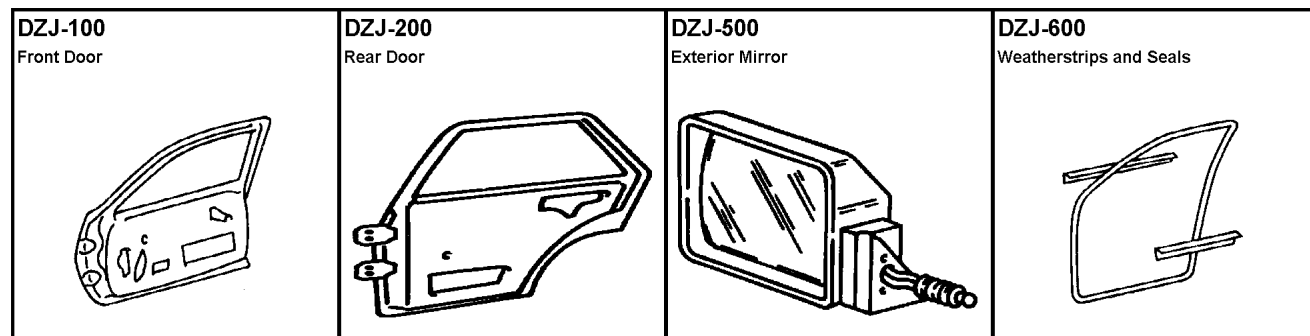
Door, Rear Shell and Hinges	Fig. DZJ-210
Door, Rear Glass and Regulator	Fig. DZJ-220
Door, Rear Lock and Controls	Fig. DZJ-230

Exterior Mirror

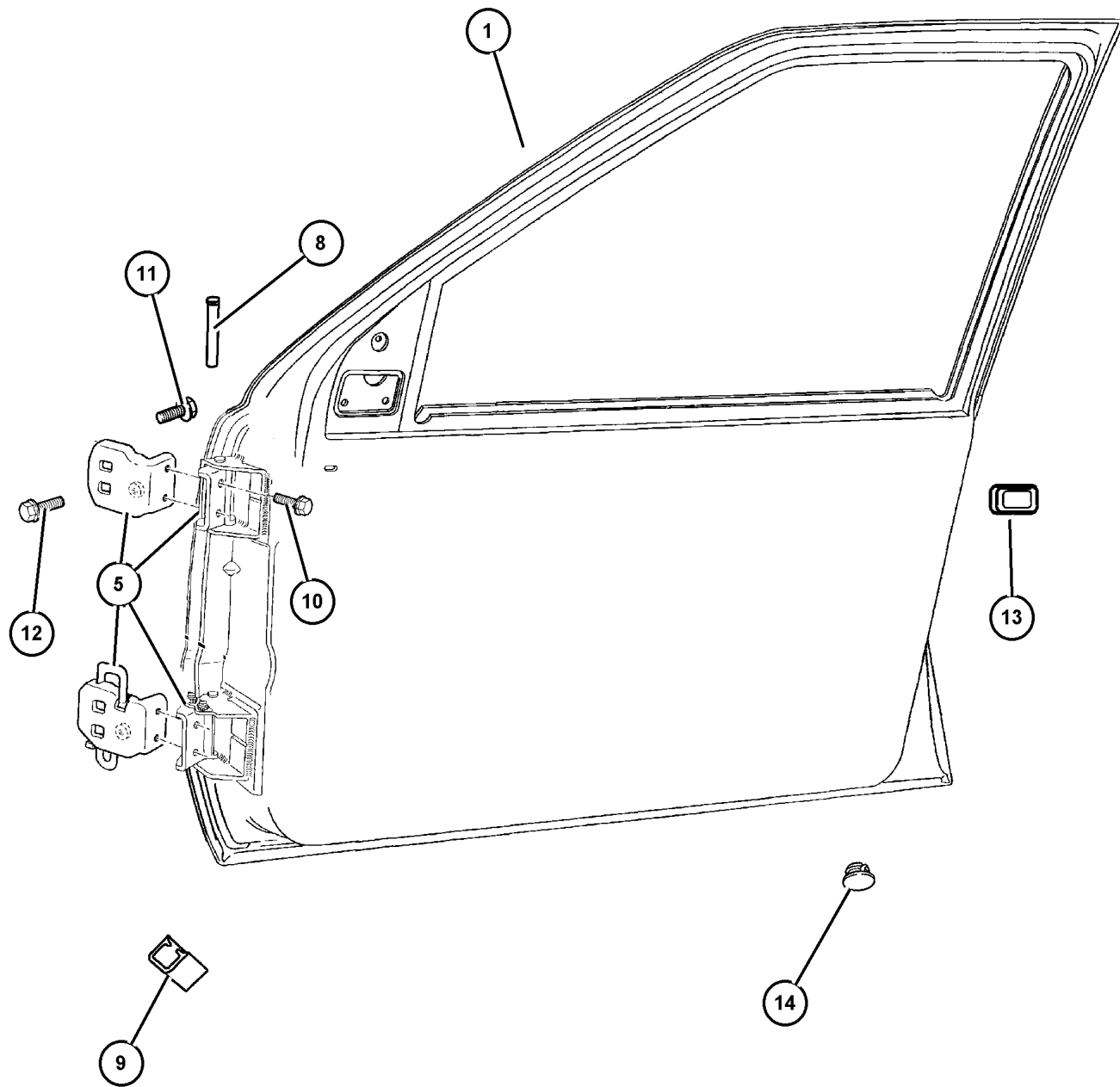
Mirror Exterior	Fig. DZJ-510
-----------------------	--------------

Weatherstrips and Seals

Door, Front Weatherstrips and Seals	Fig. DZJ-610
Door, Rear Weatherstrips and Seals	Fig. DZJ-620



Door, Front Shell and Hinges Figure DZJ-110



ITEM	PART NUMBER	QTY	LINE	SERIES	BODY	ENGINE	TRANS	TRIM	DESCRIPTION
1									DOOR, Front
	4882 030	1							Right
	4882 031	1							Left
-2									PANEL, Front Door Outer Repair
	5529 5906	1							Right
	5529 5907	1							Left
-3	5529 6022	1							REINFORCEMENT, Right
-4									WATERDAM, Front Door
	5529 5996	1							Right
	5529 5997	1							Left
5									HINGE, Front Door Body Half
	5503 3502	2							Upper
	55295 892AB	1							Lower Right
	55295 893AB	1							Lower Left
-6									HINGE, Door Half
	55076 200AC	1							Right
	55076 201AC	1							Left
-7	5507 6192	2							PIN, Door Hinge, Hinge
8	5507 4591	4							BUSHING, Pin, Hinge Pin
9	5529 5890	2							CLIP, Torque Rod Damper
10	6502 686	8							SCREW, Hex Head, M8x1.25x25, Hinge to Hinge
11	6502 282	4							SCREW, Hex Head, M8x1.25x30
12	6503 538	2							SCREW AND WASHER, Hex Head, M8x1.25x30
13	5500 2368	2							PLUG, Door Latch, Latch Access
14	2860 332	2							PLUG, Anti-Rattle, Door

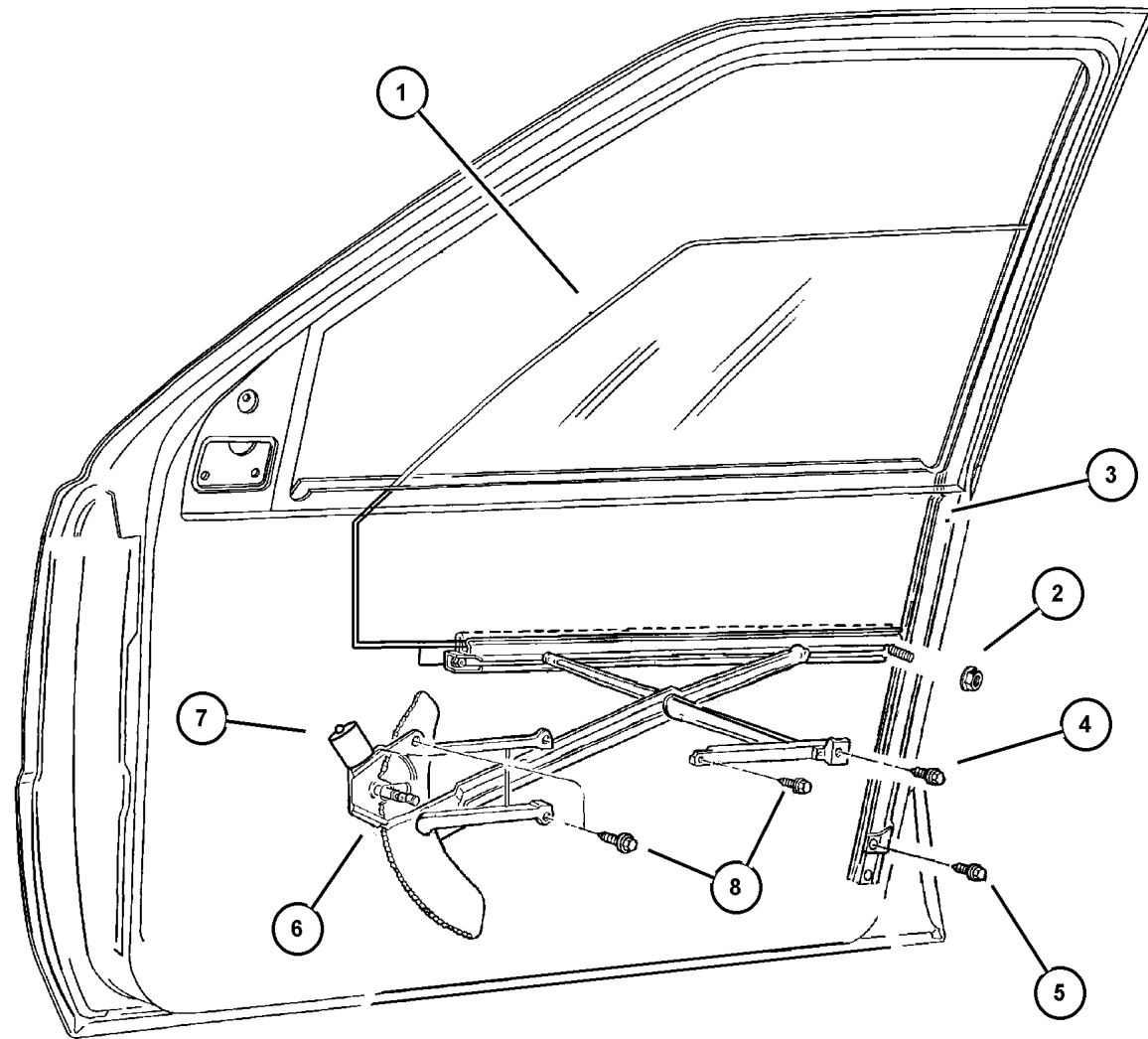
JEEP GRAND CHEROKEE (ZJ)

SERIES	LINE	BODY	ENGINE	TRANSMISSION
L = Low Line	J = 4WD T = 2WD	74 = 4 Door	ERH, ER0 = 4.0L Power Tech I-6. ELF, EL0 = 5.2L V8 MPI EML, EM0 = 5.9L V8 MPI	DGW = 4 Speed Auto. 44RE DGK = 4 Speed Auto. 42RE DGT = 4 Speed Auto. 46RE DG0 = All Speed Auto.

AR = Use as required - = Non illustrated part # = New this model year

October 20, 2004

Door, Front Glass and Regulators
Figure DZJ-120



ITEM	PART NUMBER	QTY	LINE	SERIES	BODY	ENGINE	TRANS	TRIM	DESCRIPTION
1									GLASS, Front Door
	5525 5926	1							Right
	5525 5927	1							Left
2	6502 691	3							NUT, Hex Flange Lock, M6x1
3									CHANNEL, Front Door Glass Lower
	5507 6244	1							w/Weatherstrip, Right
	5507 6245	1							w/Weatherstrip, Left
4									SCREW, (NOT SERVICED) (Not Serviced)
5									SCREW, (NOT SERVICED) (Not Serviced)
6									REGULATOR, Front Door Window
	4798 378AB	1							Right
	4798 379AB	1							Left
7									MOTOR, Window Regulator
	5600 5164	1							Right
	5600 5165	1							Left
8									SCREW, (NOT SERVICED) (Not Serviced)

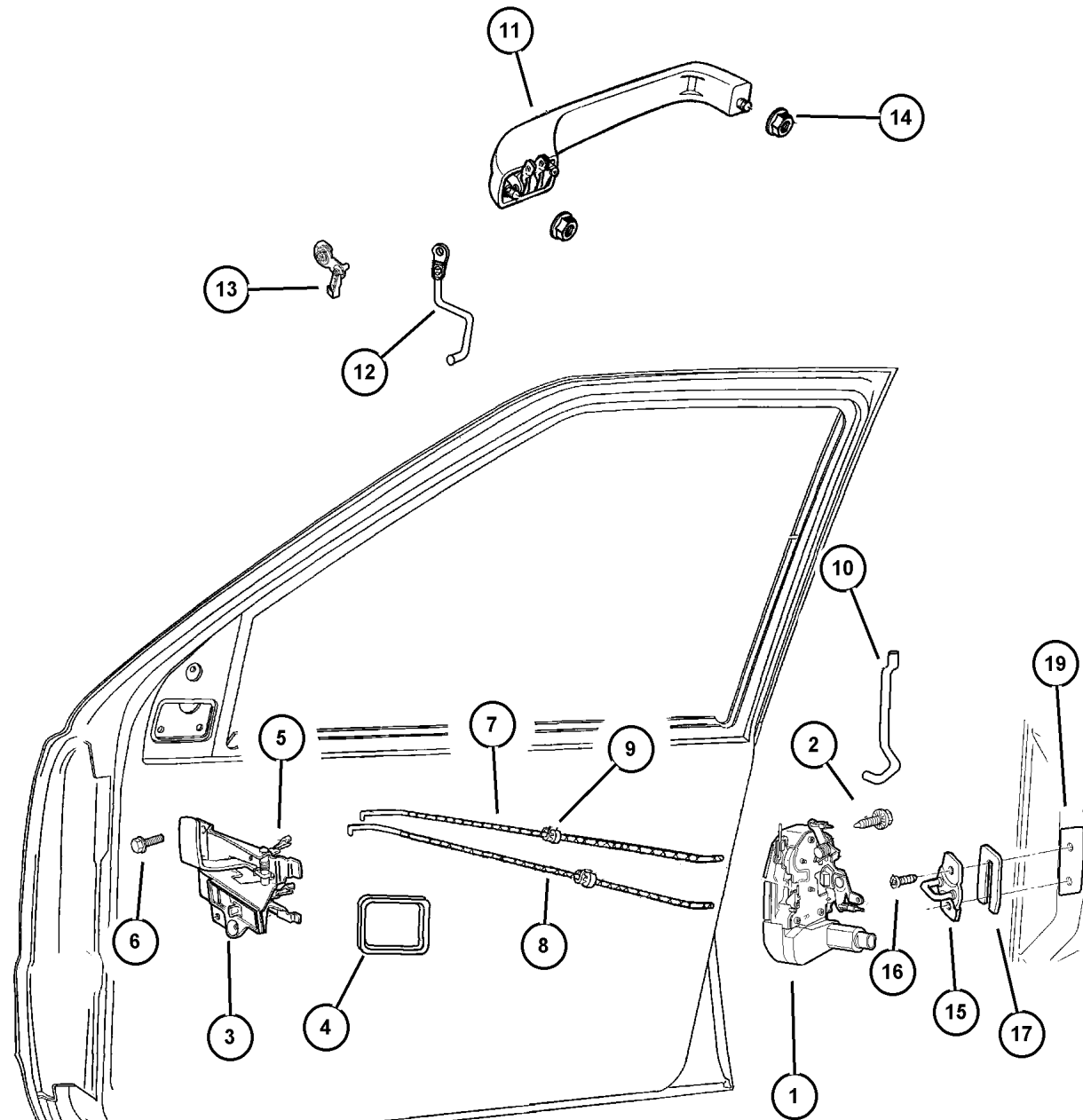
JEEP GRAND CHEROKEE (ZJ)

SERIES	LINE	BODY	ENGINE	TRANSMISSION
L = Low Line	J = 4WD T = 2WD	74 = 4 Door	ERH, ER0 = 4.0L Power Tech I-6. ELF, EL0 = 5.2L V8 MPI EML, EM0 = 5.9L V8 MPI	DGW = 4 Speed Auto. 44RE DGK = 4 Speed Auto. 42RE DGT = 4 Speed Auto. 46RE DGO = All Speed Auto.

AR = Use as required - = Non illustrated part # = New this model year

October 20, 2004

Door, Front Lock and Controls
Figure DZJ-130



ITEM	PART NUMBER	QTY	LINE	SERIES	BODY	ENGINE	TRANS	TRIM	DESCRIPTION
1									LATCH PKG, FRONT DOOR
	4798 914AB	1							Right
	4798 915AB	1							Left
2	6033 876	6							SCREW, Tapping, M6.3x1.8x38.1, Latch
3									HANDLE, Interior Door
	5529 5964	1							Laredo, Right
	5529 5965	1							Laredo, Left
	5529 5966	1							Limited, Right
	5529 5967	1							Limited, Left
4	55075 619AB	1							GASKET, Remote Control Handle, Remote Control Handle
5	4658 677	2							CLIP, Latch Link
6									SCREW, (NOT SERVICED) (Not Serviced)
7									ROD, Inside Handle to Latch
	5507 4828	1							Right
	5507 4829	1							Left
8									ROD, Inside Lock to Latch
	5507 4826	1							Right
	5507 4827	1							Left
9	3882 620	4							CLIP, Door Latch Anti-Rattle, Anti-Rattle
10									LINK, Key Cylinder To Latch
	5507 6014	1							Right
	5507 6015	1							Left
11									HANDLE, Front Door Exterior
	5507 6092	1							Right
	5507 6093	1							Left
12									LINK, Exterior Door Handle
	5507 6094	1							Right
	5507 6095	1							Left
13	3454 220	1							CLIP, Parking Brake Cable
14	6503 226	4							NUT, Hex Flange, M5x.8, Exterior Handle
15	4520 288	2							STRIKER, Door Latch, Latch
16	6504 573	4							SCREW, Oval Head, SCREW
17	4520 289	AR							SPACER, Door Latch Striker
-18	5507 5483	AR							SPACER, Door Latch Striker, 2.0/2.5
19	5525 6000	2							PLATE, Front Door Striker, Striker Tapping

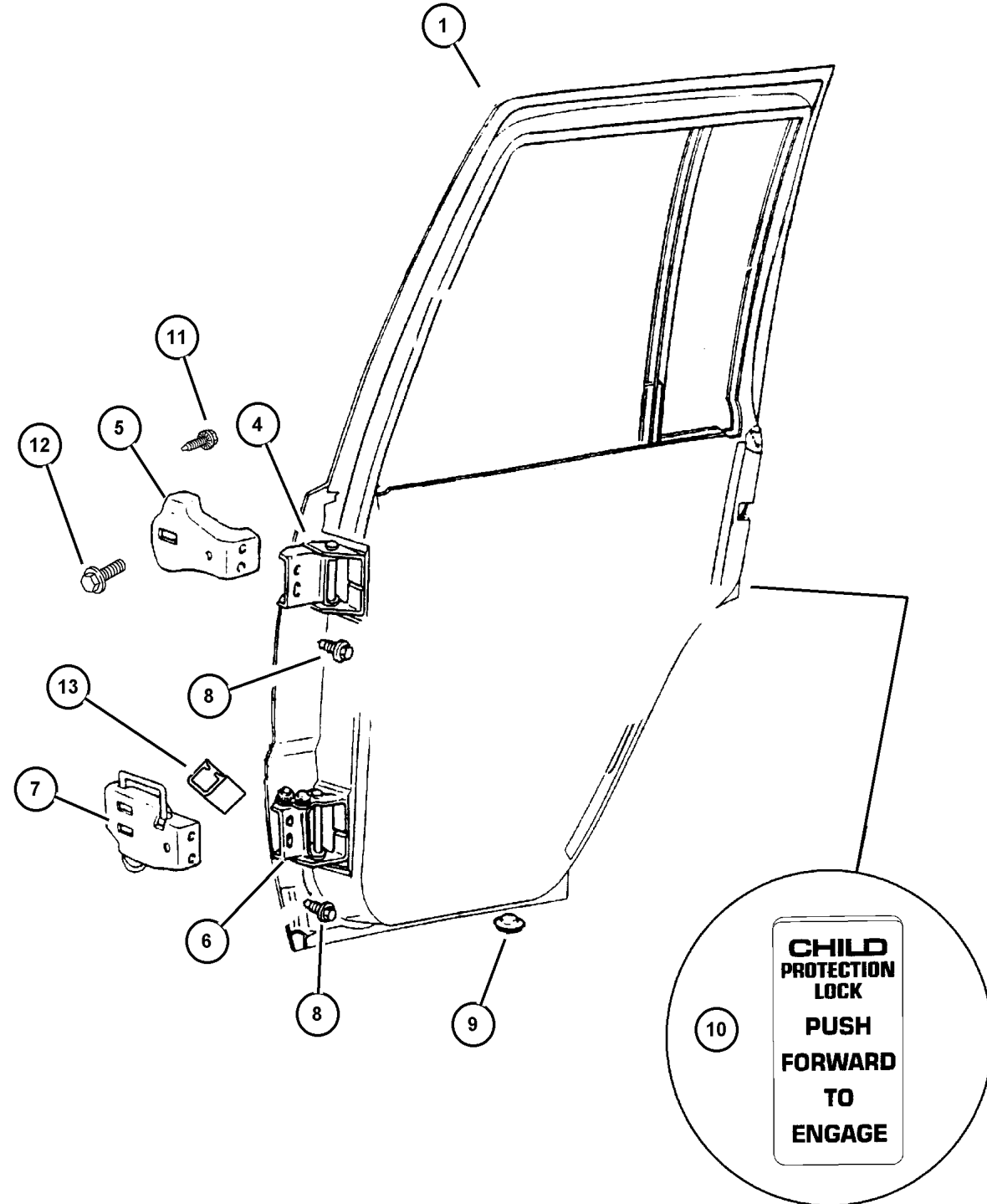
JEEP GRAND CHEROKEE (ZJ)

SERIES	LINE	BODY	ENGINE	TRANSMISSION
L = Low Line	J = 4WD T = 2WD	74 = 4 Door	ERH, ER0 = 4.0L Power Tech I-6. ELF, EL0 = 5.2L V8 MPI EML, EM0 = 5.9L V8 MPI	DGW = 4 Speed Auto. 44RE DGK = 4 Speed Auto. 42RE DGT = 4 Speed Auto. 46RE DGO = All Speed Auto.

AR = Use as required - = Non illustrated part # = New this model year

October 20, 2004

Door, Rear Shell and Hinges Figure DZJ-210



ITEM	PART NUMBER	QTY	LINE	SERIES	BODY	ENGINE	TRANS	TRIM	DESCRIPTION
1									DOOR, Rear
	4856 148	1							Right
	4856 149	1							Left
-2									DOOR, Rear
	5503 1636	1							Repair, Right
	5503 1637	1							Repair, Left
-3									WATERDAM, Front Door
	5529 6000	1							Right
	5529 6001	1							Left
4	5507 6202	2							HINGE, Door Half, Upper
5	5507 6179	2							HINGE, Body Half, Upper
6									HINGE, Door Half
	55076 204AC	1							Lower Right
	55076 205AC	1							Lower Left
7									HINGE, Rear Door Body Half
	55295 896AB	1							Lower Right
	55295 897AB	1							Lower Left
8	6502 686	8							SCREW, Hex Head, M8x1.25x25, Hinge
9	2860 332	2							PLUG, Anti-Rattle
10	4615 722	2							LABEL, Child Protection Lock, English
11	6502 282	4							SCREW, Hex Head, M8x1.25x30
12	6503 538	2							SCREW AND WASHER, Hex Head, M8x1.25x30
13	5529 5890	2							CLIP, Torque Rod Damper

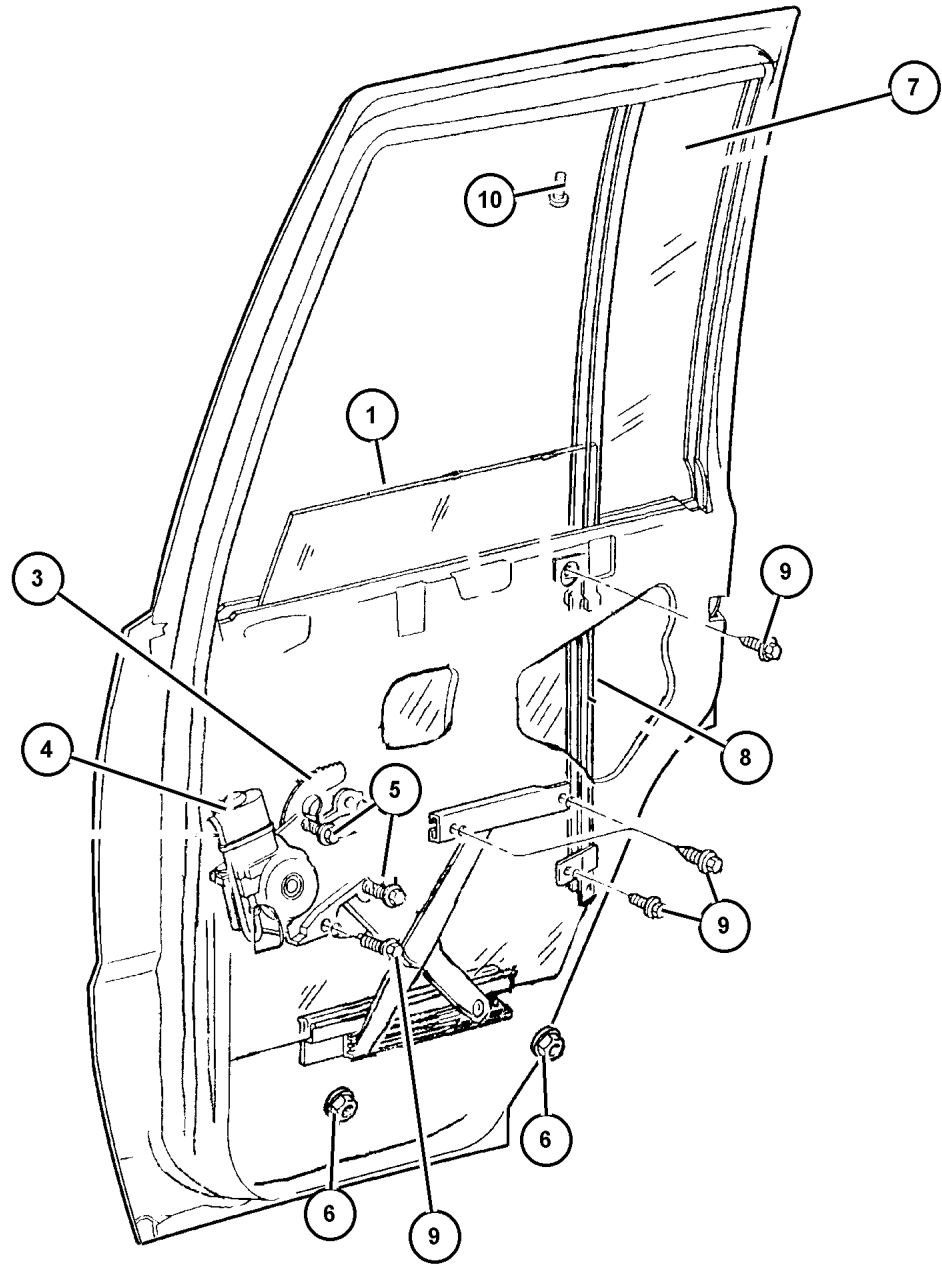
JEEP GRAND CHEROKEE (ZJ)

SERIES	LINE	BODY	ENGINE	TRANSMISSION
L = Low Line	J = 4WD T = 2WD	74 = 4 Door	ERH, ER0 = 4.0L Power Tech I-6. ELF, EL0 = 5.2L V8 MPI EML, EM0 = 5.9L V8 MPI	DGW = 4 Speed Auto. 44RE DGK = 4 Speed Auto. 42RE DGT = 4 Speed Auto. 46RE DGO = All Speed Auto.

AR = Use as required - = Non illustrated part # = New this model year

October 20, 2004

**Door, Rear Glass and Regulator
Figure DZJ-220**



ITEM	PART NUMBER	QTY	LINE	SERIES	BODY	ENGINE	TRANS	TRIM	DESCRIPTION
1									GLASS, Rear Door
	5507 6284	1							Tinted, Right
	5507 6285	1							Tinted, Left
	5507 6286	1							Sunscreen, Right
	5507 6287	1							Sunscreen, Left
-2	4615 729	1							LABEL, Child Protection Lock, English, Door Glass, Child Care
3									REGULATOR, Rear Door Window
	4798 380AB	1							Right
	4798 381AB	1							Left
4									MOTOR, Window Regulator
	5515 4620	1							Right
	5515 4621	1							Left
5									SCREW, (NOT SERVICED) (Not Serviced)
6	6502 691	3							NUT, Hex Flange Lock, M6x1
7									GLASS, Rear Door, Fixed
	5513 4968	1							Tinted, Right
	5513 4969	1							Tinted, Left
	5525 5588	1							Sunscreen, Right
	5525 5589	1							Sunscreen, Left
8									CHANNEL, Rear Door Glass Lower
	5503 1854	1							Right
	5503 1855	1							Left
9									SCREW, (NOT SERVICED) (Not Serviced)
10	0154 636	2							SCREW, Round Head Tapping, .164-18x.375, Channel Upper

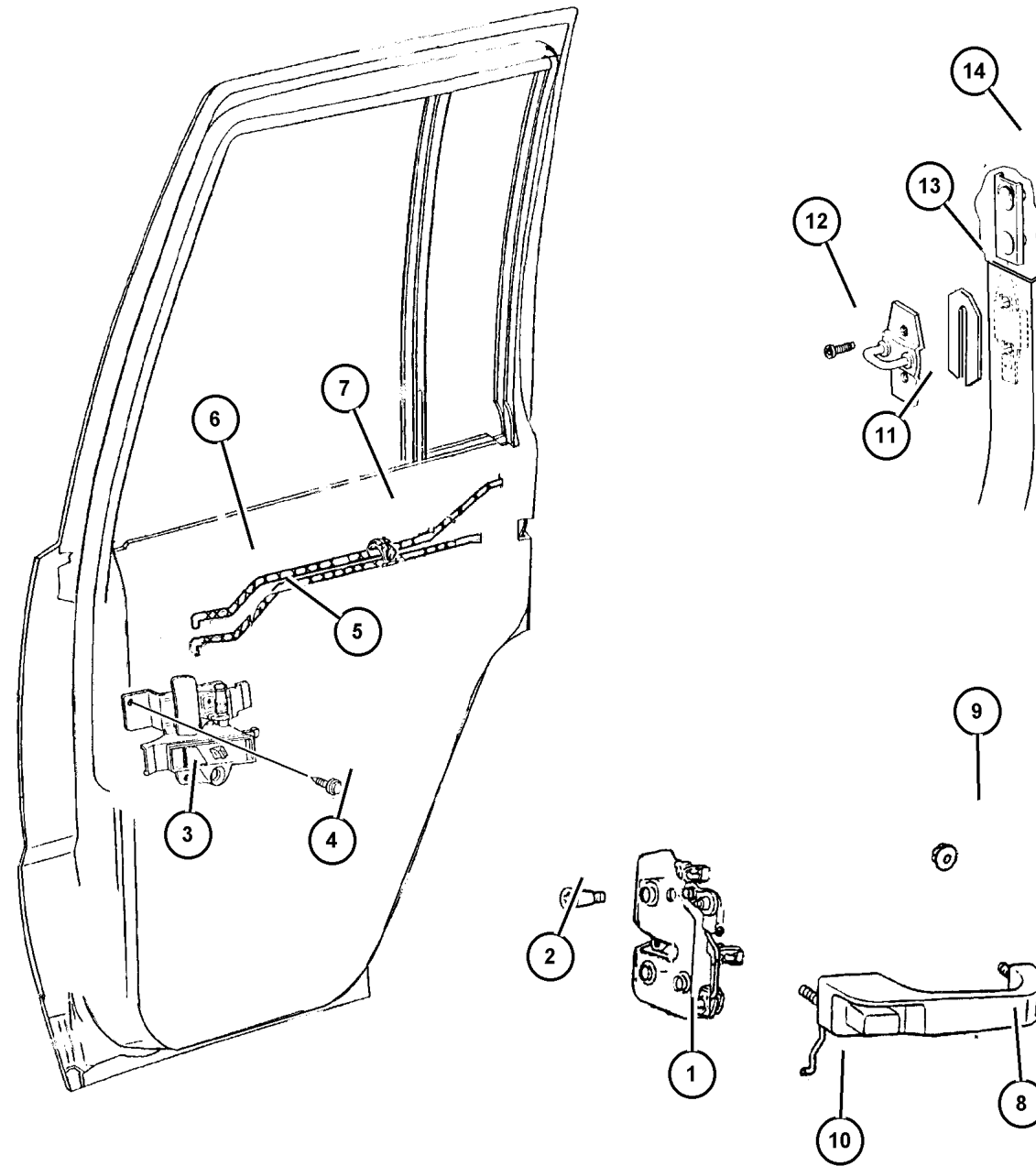
JEEP GRAND CHEROKEE (ZJ)

SERIES	LINE	BODY	ENGINE	TRANSMISSION
L = Low Line	J = 4WD T = 2WD	74 = 4 Door	ERH, ER0 = 4.0L Power Tech I-6. ELF, EL0 = 5.2L V8 MPI EML, EM0 = 5.9L V8 MPI	DGW = 4 Speed Auto. 44RE DGK = 4 Speed Auto. 42RE DGT = 4 Speed Auto. 46RE DGO = All Speed Auto.

AR = Use as required - = Non illustrated part # = New this model year

October 20, 2004

Door, Rear Lock and Controls
Figure DZJ-230



ITEM	PART NUMBER	QTY	LINE	SERIES	BODY	ENGINE	TRANS	TRIM	DESCRIPTION
1									LATCH PKG, Rear Door
	4798 916AB	1							Right
	4798 917AB	1							Left
2	6033 876	6							SCREW, Tapping, M6.3x1.8x38.1, Latch
3									HANDLE, Interior Door
	5529 5964	1							Laredo, Right
	5529 5965	1							Laredo, Left
	5529 5966	1							Limited, Right
	5529 5967	1							Limited, Left
4									SCREW, (NOT SERVICED) (Not Serviced)
5	5507 4830	1							ROD, Inside Lock to Latch, Lock
6									Lever to Latch, Right
	5507 4832	1							Right
	5507 4833	1							Left
7	3882 620	2							CLIP, Door Latch Anti-Rattle, Anti-Rattle
8									HANDLE, Exterior Door
	5507 5654	1							Right
	5507 5655	1							Left
9	6503 226	4							NUT, Hex Flange, M5x.8, Exterior Handle
10									LINK, Exterior Door Handle
	5503 0098	1							Right
	5503 0099	1							Left
11	4520 288	2							STRIKER, Door Latch, Latch
12	6504 573	4							SCREW, Oval Head, SCREW
13	4520 289	AR							SPACER, Door Latch Striker, Striker
14	5525 6000	2							PLATE, Front Door Striker, Striker Tapping

JEEP GRAND CHEROKEE (ZJ)

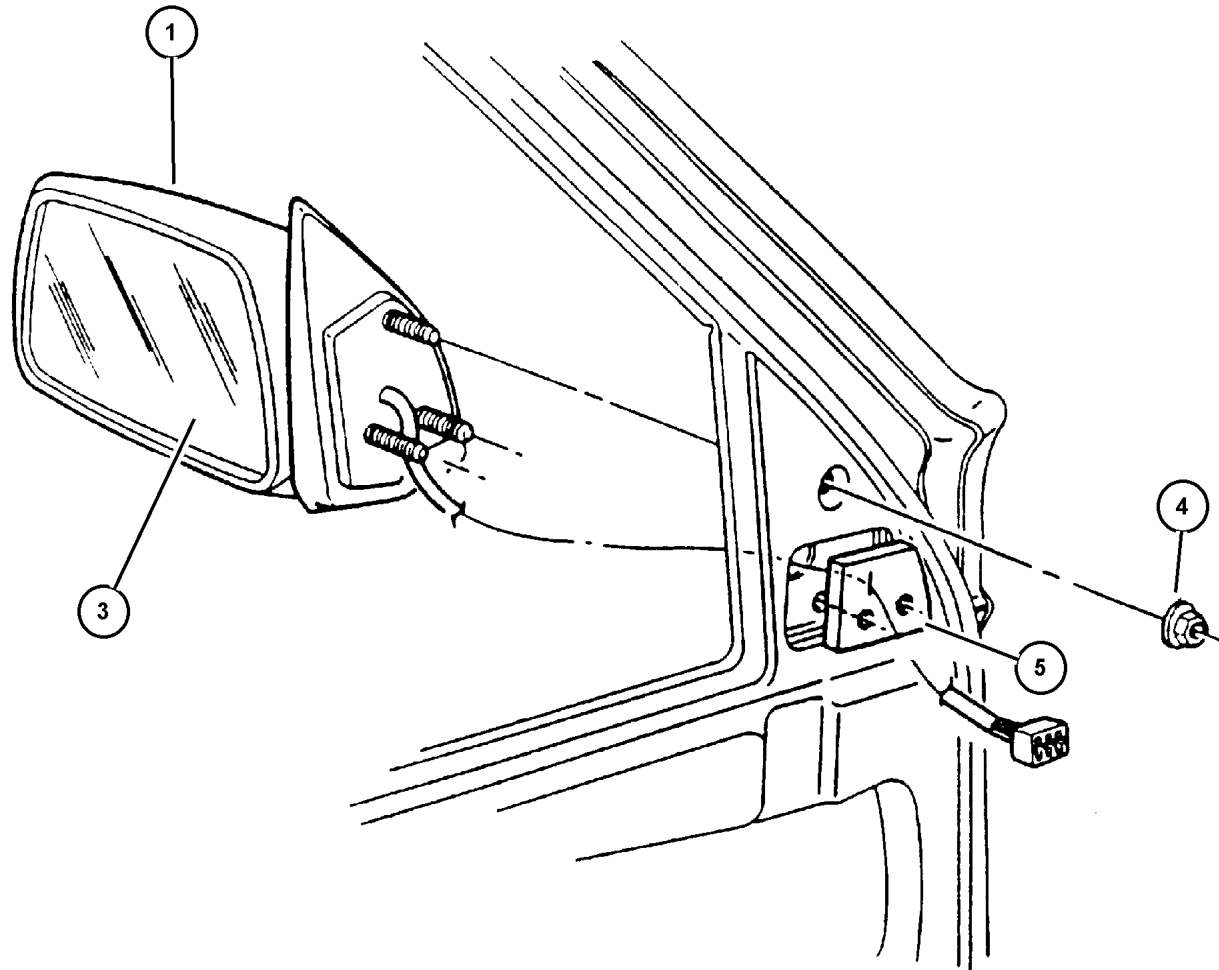
SERIES	LINE	BODY	ENGINE	TRANSMISSION
L = Low Line	J = 4WD T = 2WD	74 = 4 Door	ERH, ER0 = 4.0L Power Tech I-6. ELF, EL0 = 5.2L V8 MPI EML, EM0 = 5.9L V8 MPI	DGW = 4 Speed Auto. 44RE DGK = 4 Speed Auto. 42RE DGT = 4 Speed Auto. 46RE DGO = All Speed Auto.

AR = Use as required - = Non illustrated part # = New this model year

October 20, 2004

Mirror Exterior Figure DZJ-510

ITEM	PART NUMBER	QTY	LINE	SERIES	BODY	ENGINE	TRANS	TRIM	DESCRIPTION
1									MIRROR, Outside Rearview
	5515 4802	1							[GSM], Right
	5515 4803	1							[GRM], Left
	5DV0 4SEG	1							[PEG] [GS3], Right
	5DV0 4SFA	1							[PFA] [GS3], Right
	5DV0 4SG8	1							[PG8] [GS3], Right
	5DV0 4SJ7	1							[PJ7] [GS3], Right
	5DV0 4SR4	1							[PR4] [GS3], Right
	5DV0 4SW1	1							[PW1] [GS3], Right
	5DV0 4SX8	1							[PX8] [GS3], Right
	5DV0 4TCN	1							[PCN] [GS3], Right
	5DV0 4TSA	1							[PS4] [GS3], Right
	5DV0 4VAW	1							[PAW] [GS3], Right
	5DV0 5SEG	1							[PEG] [GR3], Left
	5DV0 5SFA	1							[PFA] [GR3], Left
	5DV0 5SG8	1							[PG8] [GR3], Left
	5DV0 5SJ7	1							[PJ7] [GR3], Left
	5DV0 5SR4	1							[PR4] [GR3], Left
	5DV0 5SW1	1							[PW1] [GR3], Left
	5DV0 5SX8	1							[PX8] [GR3], Left
	5DV0 5TCN	1							[PCN] [GR3], Left
	5DV0 5TSA	1							[PS4] [GR3], Left
	5DV0 5VAW	1							[PAW] [GR3], Left
-2									MIRROR, Outside Rearview Electric Foldaway
	5515 4800	1							[GSN], Right
	5515 4801	1							[GRN], Left
3									GLASS, Mirror Replacement
	4856 532	1							[GSM], Right
	4856 533	1							[GRM], Left
	4856 532	1							[GS3], Right
	4856 533	1							[GR3], Left
4	J420 0408	6							NUT AND WASHER, Hex Nut-Coned Washer, M5 x 0.80
5									SEAL, Mirror
	5513 4980	1							Right
	5513 4981	1							Left



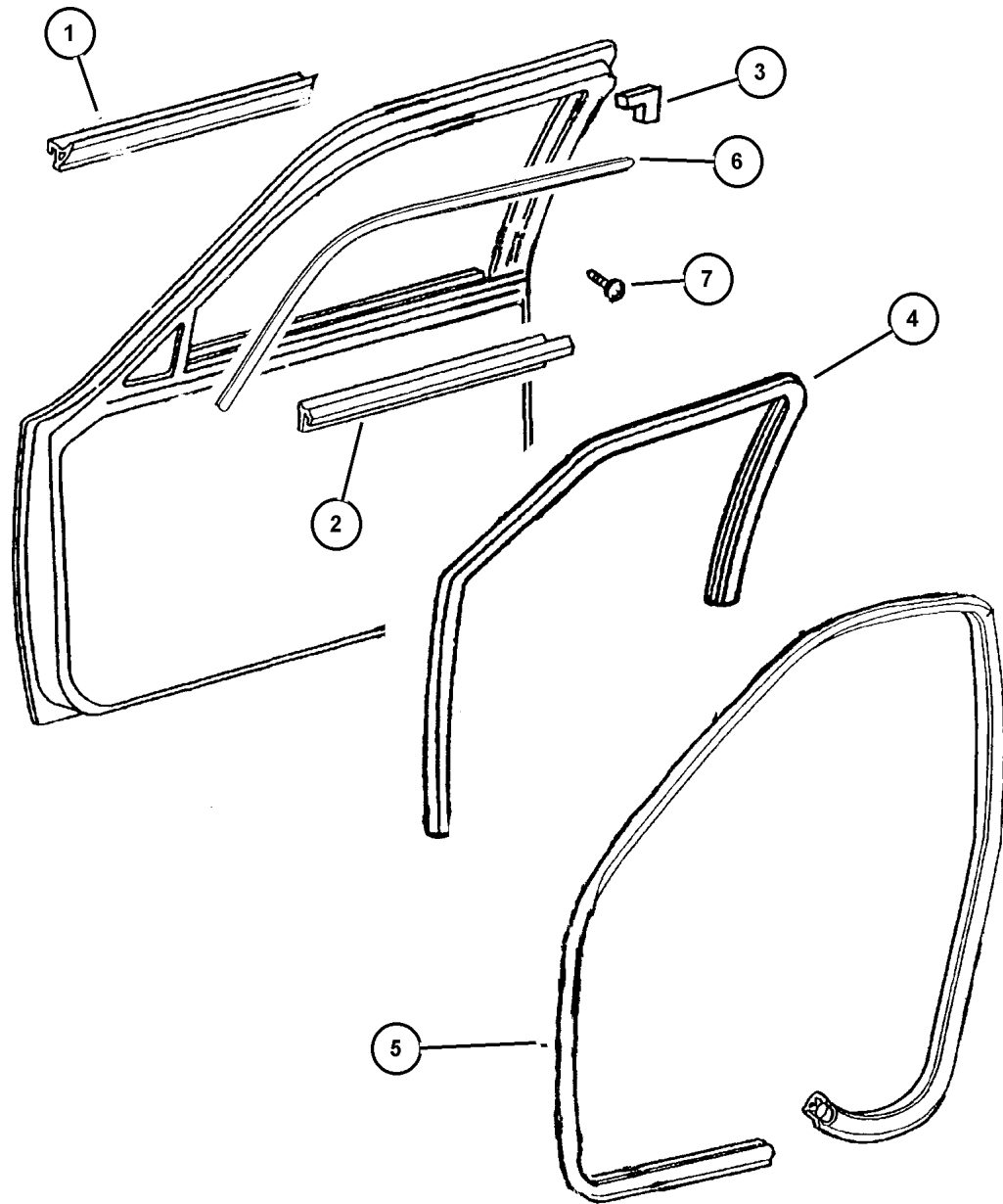
JEEP GRAND CHEROKEE (ZJ)

SERIES	LINE	BODY	ENGINE	TRANSMISSION
L = Low Line	J = 4WD T = 2WD	74 = 4 Door	ERH, ER0 = 4.0L Power Tech I-6. ELF, EL0 = 5.2L V8 MPI EML, EM0 = 5.9L V8 MPI	DGW = 4 Speed Auto. 44RE DGK = 4 Speed Auto. 42RE DGT = 4 Speed Auto. 46RE DG0 = All Speed Auto.

AR = Use as required - = Non illustrated part # = New this model year

October 20, 2004

**Door, Front Weatherstrips and Seals
Figure DZJ-610**



ITEM	PART NUMBER	QTY	LINE	SERIES	BODY	ENGINE	TRANS	TRIM	DESCRIPTION
1	5513 5168	1							WEATHERSTRIP, Front Door Belt Outer, Right
	5513 5169	1							Outer, Left
2	5513 4862	1							WEATHERSTRIP, Front Door Belt Inner, Right
	5513 4863	1							Inner, Left
3									FOAM, Air Block, (NOT SERVICED) (Not Serviced)
									SEAL, Glass Run
4	55295 700AB	1							Right
	55295 701AB	1							Left
5	5513 4722	1							SEAL, Front Door Right
	5513 4723	1							Left
6	5513 4570	1							SEAL, Body Side Upper, Right
	5513 4571	1							Left
7	6505 023AA	2							SCREW AND CONED WASHER, Hex Head, M6x1.00x16.00

JEEP GRAND CHEROKEE (ZJ)

SERIES	LINE	BODY	ENGINE	TRANSMISSION
L = Low Line	J = 4WD T = 2WD	74 = 4 Door	ERH, ER0 = 4.0L Power Tech I-6. ELF, EL0 = 5.2L V8 MPI EML, EM0 = 5.9L V8 MPI	DGW = 4 Speed Auto. 44RE DGK = 4 Speed Auto. 42RE DGT = 4 Speed Auto. 46RE DG0 = All Speed Auto.

AR = Use as required - = Non illustrated part # = New this model year

October 20, 2004

Group - EZJ

Exterior Ornamentation

GROUP EZJ - Exterior Ornamentation

Illustration Title

Group-Fig. No.

Nameplates

Nameplates Fig. EZJ-120

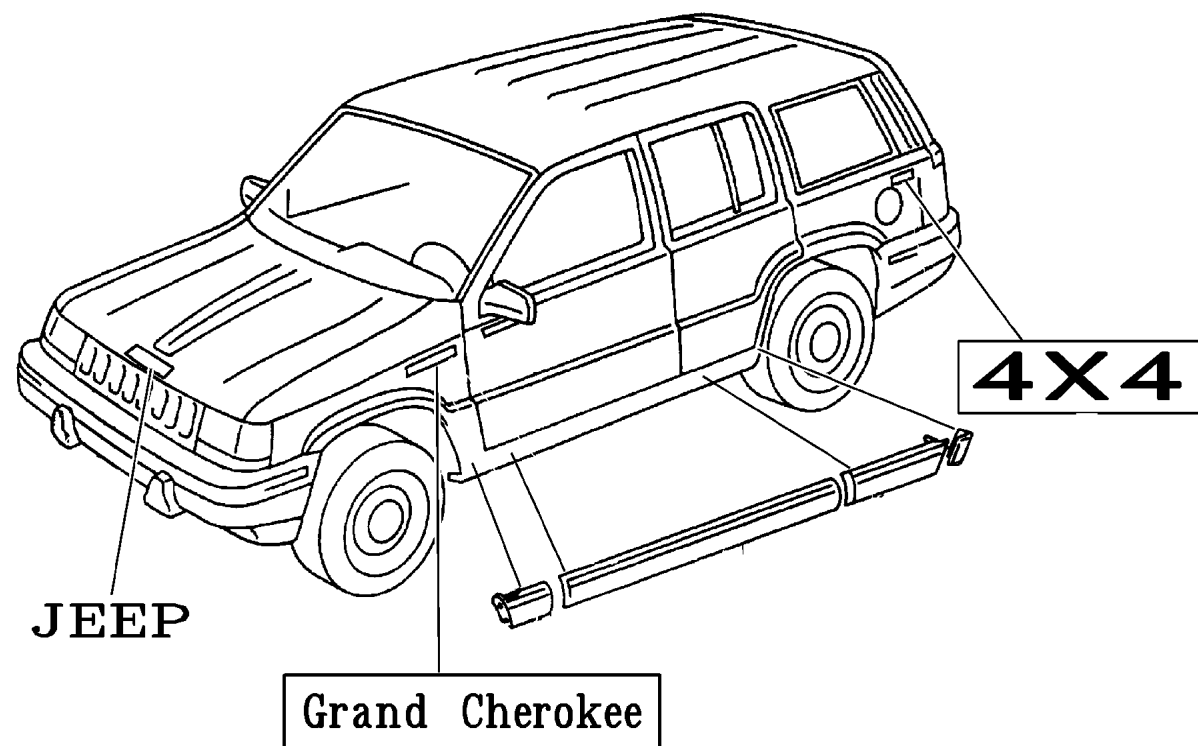
Moldings and Ornamentation

Moldings, Upper Fig. EZJ-250

Cladding and Sill Moldings Fig. EZJ-270


Decals and Tapestripes

Decals Fig. EZJ-360



<p>EZJ-100 Nameplates</p>	<p>EZJ-200 Moldings and Ornamentation</p>	<p>EZJ-300 Decals and Tapestripes</p>	
--------------------------------------	--	--	--

Nameplates
Figure EZJ-120



ITEM	PART NUMBER	QTY	LINE	SERIES	BODY	ENGINE	TRANS	TRIM	DESCRIPTION
1	5515 5623	2							NAMEPLATE, 4X4
2	5515 5622	2							NAMEPLATE, Jeep, Chrome
3									NAMEPLATE, Jeep
	5EM8 7SA1	2							Silver
	5EM8 7SY1	2							Sand
4									NAMEPLATE, Grand Cherokee
	5515 5621	2							Grand Cherokee
	5515 5427	2							5.9 Limited
-5	5EM93 SJYAB	2							NAMEPLATE, Orivs
6	55155 699AA	1							NAMEPLATE, 5.9L
7	5GJ89 CA1AA	2							DIMENSIONAL GRAPHIC, Laredo
-8	55155 799AA	1							NAMEPLATE, 5.9 Limited [MVE]

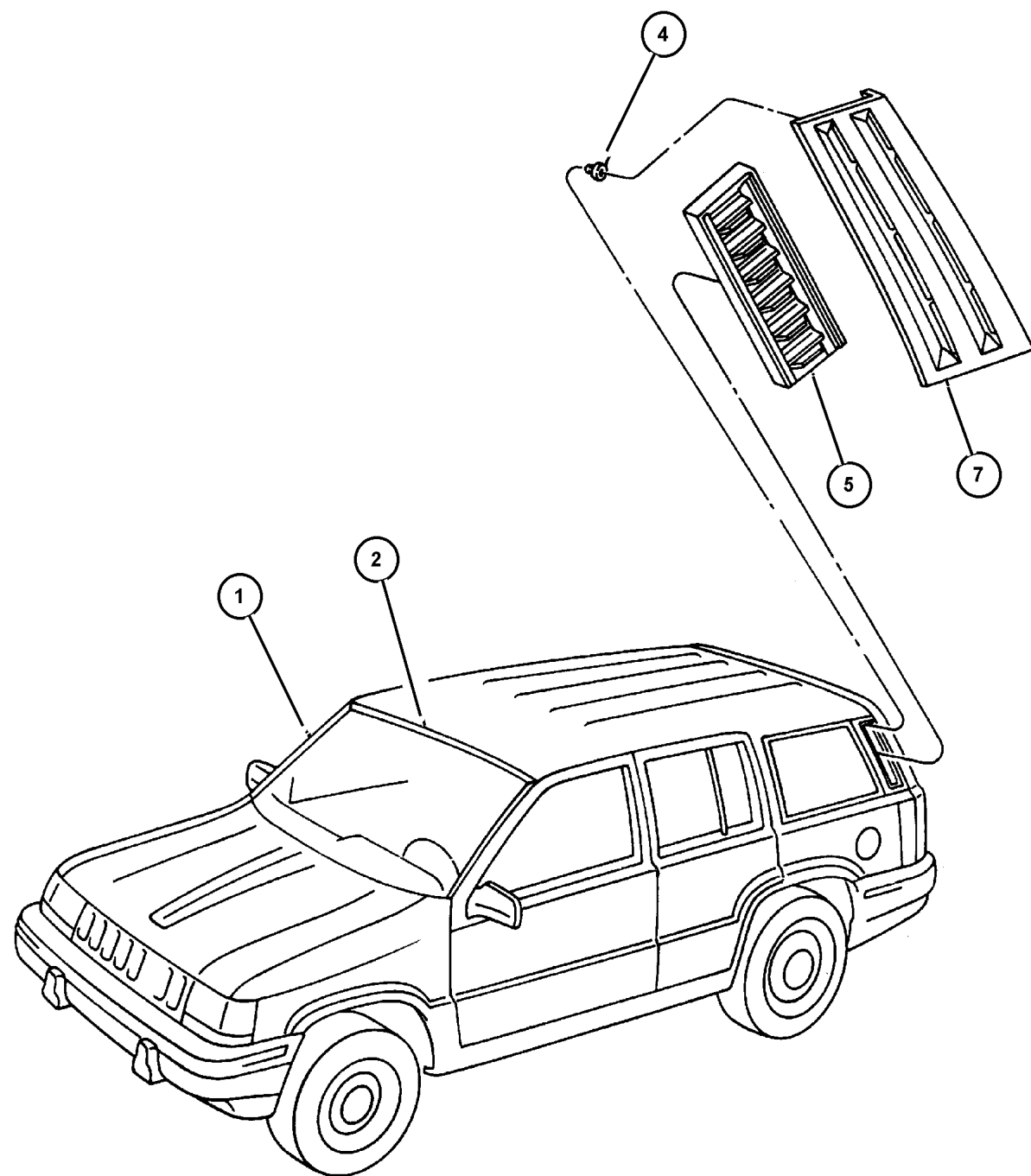
JEEP GRAND CHEROKEE (ZJ)

SERIES	LINE	BODY	ENGINE	TRANSMISSION
L = Low Line	J = 4WD T = 2WD	74 = 4 Door	ERH, ER0 = 4.0L Power Tech I-6. ELF, EL0 = 5.2L V8 MPI EML, EM0 = 5.9L V8 MPI	DGW = 4 Speed Auto. 44RE DGK = 4 Speed Auto. 42RE DGT = 4 Speed Auto. 46RE DG0 = All Speed Auto.

AR = Use as required - = Non illustrated part # = New this model year

October 20, 2004

Moldings, Upper
Figure EZJ-250

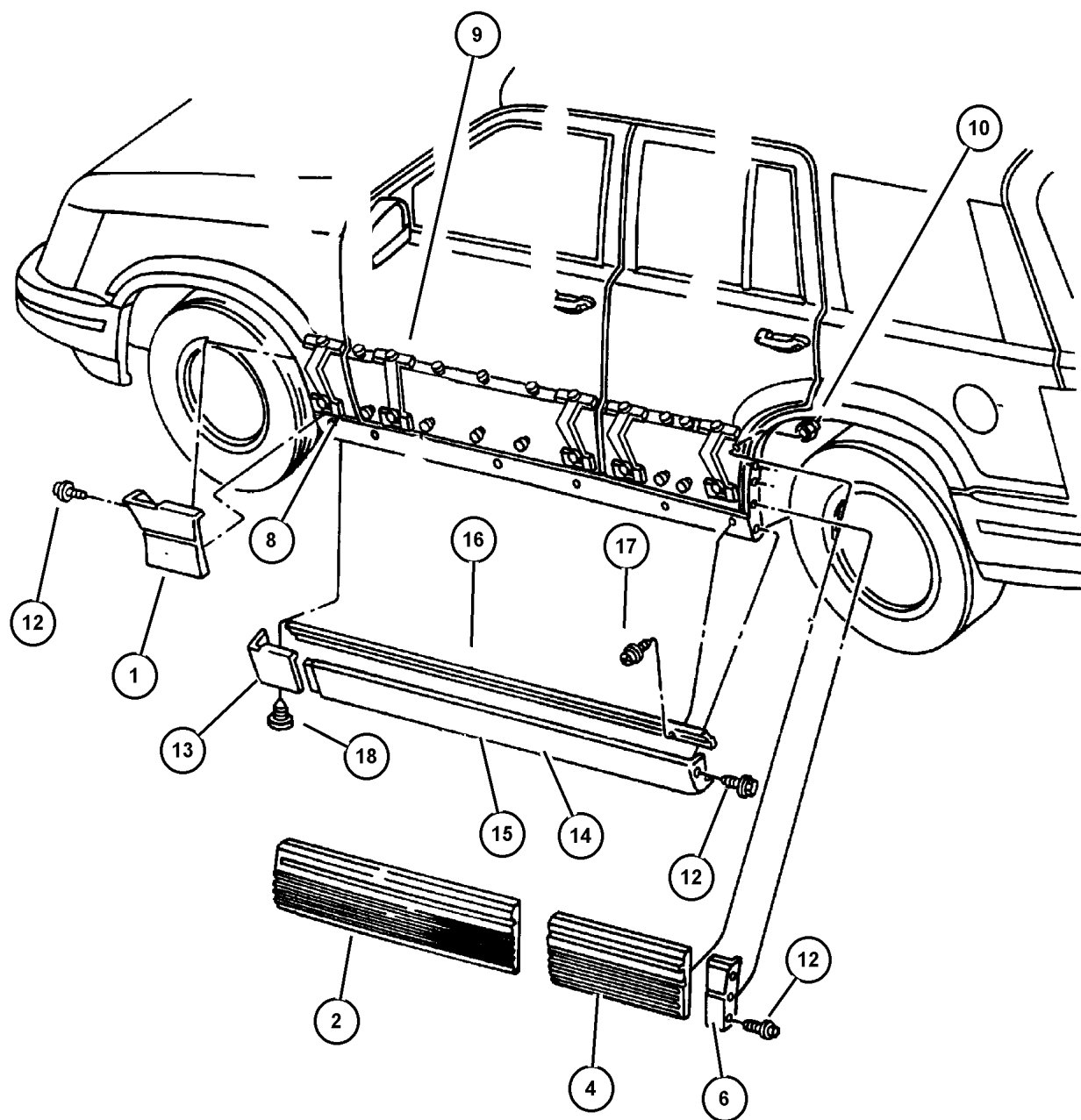


ITEM	PART NUMBER	QTY	LINE	SERIES	BODY	ENGINE	TRANS	TRIM	DESCRIPTION
1									MOLDING, Windshield Reveal
	5503 0364	1							Side, Right
	5503 0365	1							Side, Left
2	5513 4847	1							MOLDING, Windshield, Upper
-3	6033 605	8							SCREW, Tapping, .164-18x.437, Windshield Moulding
4	6004 512	6							CLIP, D Pillar Exhauster
5	5503 6049	2							EXHAUSTER, Quarter Panel
-6	5507 4988	2							HOSE, Sunroof Drain
7									APPLIQUE, D Pillar
	5FK7 1SEG	1							Rosewood, Left
	5FK7 1SFA	1							Driftwood, Left
	5FK7 1SG8	1							Forest Green, Left
	5FK7 1SJ7	1							Chargold, Left
	5FK7 1SR4	1							Red, Left
	5FK7 1SW1	1							White, Left
	5FK7 1SX8	1							Black, Left
	5FK7 1VAW	1							Deep Slate, Left
	5FK7 1TS4	1							Bright Platinum, Left
	5FK7 2SEG	1							Rosewood, Right
	5FK7 2SFA	1							Driftwood, Right
	5FK7 2SG8	1							Forest Green, Right
	5FK7 2SJ7	1							Moss Green, Right
	5FK7 2SR4	1							Red, Right
	5FK7 2SW1	1							White, Right
	5FK7 2SX8	1							Black, Right
	5FK7 2TS4	1							Deep Slate, Right
	5FK7 2VAW	1							Bright Platinum, Right

JEEP GRAND CHEROKEE (ZJ)

SERIES	LINE	BODY	ENGINE	TRANSMISSION
L = Low Line	J = 4WD T = 2WD	74 = 4 Door	ERH, ER0 = 4.0L Power Tech I-6. ELF, EL0 = 5.2L V8 MPI EML, EM0 = 5.9L V8 MPI	DGW = 4 Speed Auto. 44RE DGK = 4 Speed Auto. 42RE DGT = 4 Speed Auto. 46RE DGO = All Speed Auto.

Cladding and Sill Moldings Figure EZJ-270



ITEM	PART NUMBER	QTY	LINE	SERIES	BODY	ENGINE	TRANS	TRIM	DESCRIPTION
1									CLADDING, Fender
	5DP6 2SS5	1							Laredo, [ARN] [K4A], Right
	5DP6 3SS5	1							Laredo, [ARN] [K4A], Left
	5FY98 DX9AB	1							Laredo, [ADX] [K4Z,K4C,K4K] Paint as Req., Right
	5FY99 DX9AB	1							Laredo, [ADX] [K4Z,K4C,K4K] Paint as Req., Left
	5DP7 4SW1	1							Limited [ARP],[ADZ] [K4N,K4M, K4D,K4T,K4Y,K4R,K4X,K4B,K4S, K4H], Right
	5DP7 5SW1	1							Limited [ARP],[ADZ] [K4N,K4M, K4D,K4T,K4Y,K4R,K4X,K4B,K4S, K4H], Left
	5EV80 VF7AB	1							TSI [AFM], [K4C], Right
	5EV81 VF7AB	1							TSI [AFM], [K4C], Left
	5EV80 DX9AB	1							TSI [AFM], [K4Z], Right
	5EV81 DX9AB	1							TSI [AFM], [K4Z], Left
2									CLADDING, Front Door
	5DP7 6SS5	1							Laredo, [ARN] [K4A], Right
	5DP7 7SS5	1							Laredo, [ARN] [K4A], Left
	5FZ00 VF7AB	1							Laredo, [ADX] [K4C,K4K] Paint as Req., Right
	5FZ01 VF7AB	1							Laredo, [ADX] [K4C,K4K] Paint as Req., Left
	5DP8 4SW1	1							Limited [ARP],[ADZ] [K4N,K4M, K4D,K4T,K4Y,K4R,K4X,K4B,K4S, K4H], Right
	5DP8 5SW1	1							Limited [ARP],[ADZ] [K4N,K4M, K4D,K4T,K4Y,K4R,K4X,K4B,K4S, K4H], Left
	5EV84 VF7AB	1							TSI [AFM], [K4C], Right
	5EV85 VF7AB	1							TSI [AFM], [K4C], Left
	5EV84 DX9AB	1							TSI [AFM], [K4Z], Right
	5EV85 DX9AB	1							TSI [AFM], [K4Z], Left
-3									TAPE, Cladding, Orvis
	5FT0 0HC3	1							Right
	5FT0 1HC3	1							Left
4									CLADDING, Rear Door
	5DP8 6SS5	1							Laredo, [ARN] [K4A], Right
	5DP8 7SS5	1							Laredo, [ARN] [K4A], Left
	5FY94 VF7AB	1							Laredo, [ADX] [K4C,K4K] Paint as Req., Right

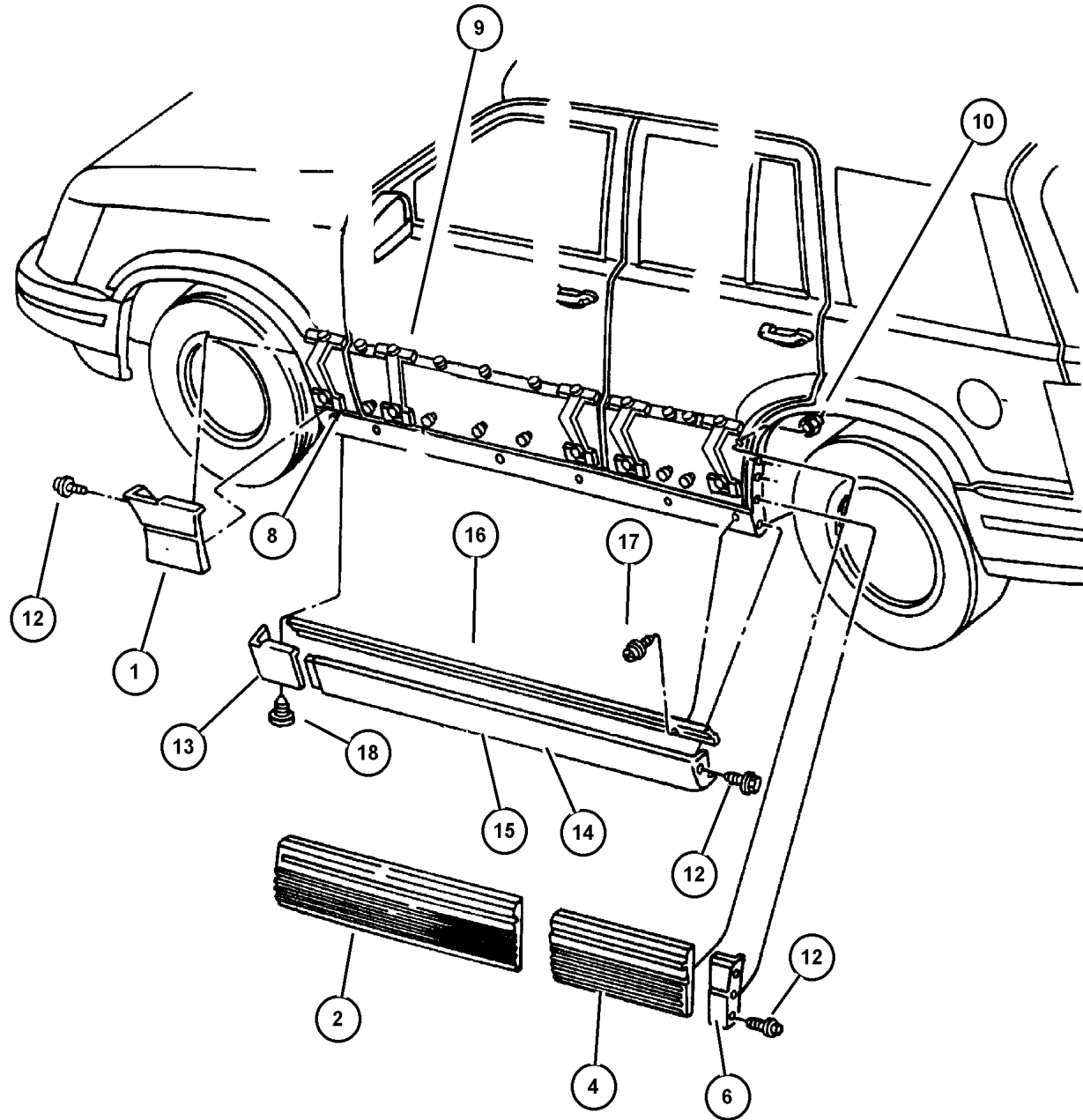
JEEP GRAND CHEROKEE (ZJ)

SERIES	LINE	BODY	ENGINE	TRANSMISSION
L = Low Line	J = 4WD T = 2WD	74 = 4 Door	ERH, ER0 = 4.0L Power Tech I-6. ELF, EL0 = 5.2L V8 MPI EML, EM0 = 5.9L V8 MPI	DGW = 4 Speed Auto. 44RE DGK = 4 Speed Auto. 42RE DGT = 4 Speed Auto. 46RE DGO = All Speed Auto.

AR = Use as required - = Non illustrated part # = New this model year

October 20, 2004

Cladding and Sill Moldings Figure EZJ-270



ITEM	PART NUMBER	QTY	LINE	SERIES	BODY	ENGINE	TRANS	TRIM	DESCRIPTION
	5FY95 VF7AB	1							Laredo, [ADX] [K4C,K4K] Paint as Req., Left
	5DP9 6SW1	1							Limited [ARP],[ADZ] [K4N,K4M, K4D,K4T,K4Y,K4R,K4X,K4B,K4S, K4H], Right
	5DP9 7SW1	1							Limited [ARP],[ADZ] [K4N,K4M, K4D,K4T,K4Y,K4R,K4X,K4B,K4S, K4H], Left
	5EV88 VF7AB	1							TSI [AFM], [K4C], Right
	5EV89 VF7AB	1							TSI [AFM], [K4C], Left
	5FY94 DX9AB	1							TSI [AFM], [K4Z], Right
	5FY95 DX9AB	1							TSI [AFM], [K4Z], Left
-5									TAPE, Cladding, Orvis
	5FT0 6HC3	1							Right
	5FT0 7HC3	1							Left
6									CLADDING, Quarter Panel
	5DP9 8SS5	1							Laredo, [ARN] [K4A], Right
	5DP9 9SS5	1							Laredo, [ARN] [K4A], Left
	5DR2 2SW1	1							Limited, [ARP],[ADZ] [K4N,K4M, K4D,K4T,K4Y,K4R,K4X,K4B,K4S, K4H], Right
	5DR2 3SW1	1							Limited, [ARP],[ADZ] [K4N,K4M, K4D,K4T,K4Y,K4R,K4X,K4B,K4S, K4H], Left
	5EV94 VF7AB	1							TSI, [AFM] [K4C], Right
	5EV95 VF7AB	1							TSI, [AFM] [K4C], Left
	5FZ06 VF7AB	1							Laredo, [ADX] [K4C,K4K] Paint as Req., Right
	5FZ07 VF7AB	1							Laredo, [ADX] [K4C,K4K] Paint as Req., Left
-7									TAPE, Cladding, Orvis
	5FT0 8HC3	1							Right
	5FT0 9HC3	1							Left
8									RETAINER, Cladding
	5529 4782	5							Right
	5529 4783	5							Left
9	5529 4777	12							RETAINER, Cladding
10	6502 872	2							NUT, Rear Door Moulding, M4x0.7
-11									STUD, [Order Repair Package 4293616], (NOT SERVICED) (Not Serviced)
12									SCREW, (NOT SERVICED) (Not Serviced)

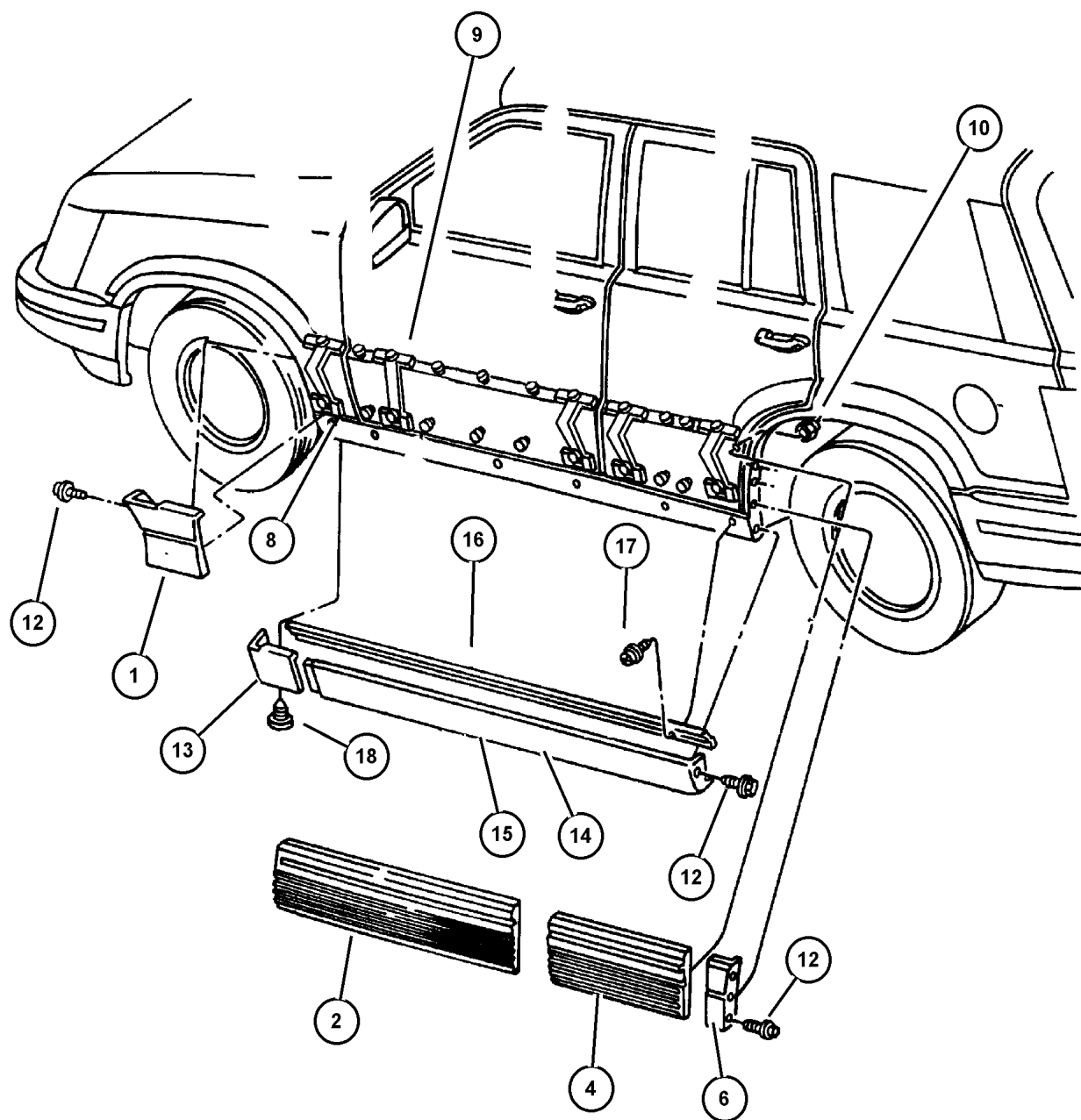
JEEP GRAND CHEROKEE (ZJ)

SERIES	LINE	BODY	ENGINE	TRANSMISSION
L = Low Line	J = 4WD T = 2WD	74 = 4 Door	ERH, ER0 = 4.0L Power Tech I-6. ELF, EL0 = 5.2L V8 MPI EML, EM0 = 5.9L V8 MPI	DGW = 4 Speed Auto. 44RE DGK = 4 Speed Auto. 42RE DGT = 4 Speed Auto. 46RE DGO = All Speed Auto.

AR = Use as required - = Non illustrated part # = New this model year

October 20, 2004

Cladding and Sill Moldings Figure EZJ-270



ITEM	PART NUMBER	QTY	LINE	SERIES	BODY	ENGINE	TRANS	TRIM	DESCRIPTION
13									MOLDING, Side Sill
	5FF10 DX9AB	1							[ADX] [AFM], [K5Z], Right
	5FF11 DX9AB	1							[ADX] [AFM], [K5Z], Left
	5FF10 VF7AB	1							[ADX] [AFM], [K5C], Right
	5FF11 VF7AB	1							[ADX] [AFM], [K5C], Left
	5015 322AA	1							[ARV] Paint as Req., Right
	5015 323AA	1							[ARV] Paint as Req., Left
	5CJ4 6LS5	1							Laredo [ARN] [K5A], Right
	5CJ4 7LS5	1							Laredo [ARN] [K5A], Left
14									MOLDING, Side Sill
	5FF12 DX9AB	1							[ADX] [AFM], [K5Z], Right
	5FF13 DX9AB	1							[ADX] [AFM], [K5Z], Left
	5FF12 VF7AB	1							[ADX] [AFM], [K5C], Right
	5FF13 VF7AB	1							[ADX] [AFM], [K5C], Left
	5018 768AA	1							[ARV] Paint as Req., Right
	5018 769AA	1							[ARV] Paint as Req., Left
15									MOLDING, Sill Cover
	5DS1 2MS5	1							Laredo [ARN] [K5A], Right
	5DS1 3MS5	1							Laredo [ARN] [K5A], Left
16									RAIL, Sill Molding Hanger
	5529 4836	1							Laredo, Right
	5529 4837	1							Laredo, Left
17									SCREW, (NOT SERVICED) (Not Serviced)
18	5BB1 4LS5	10							RETAINER, Push In Type M6.3 Hole

JEEP GRAND CHEROKEE (ZJ)

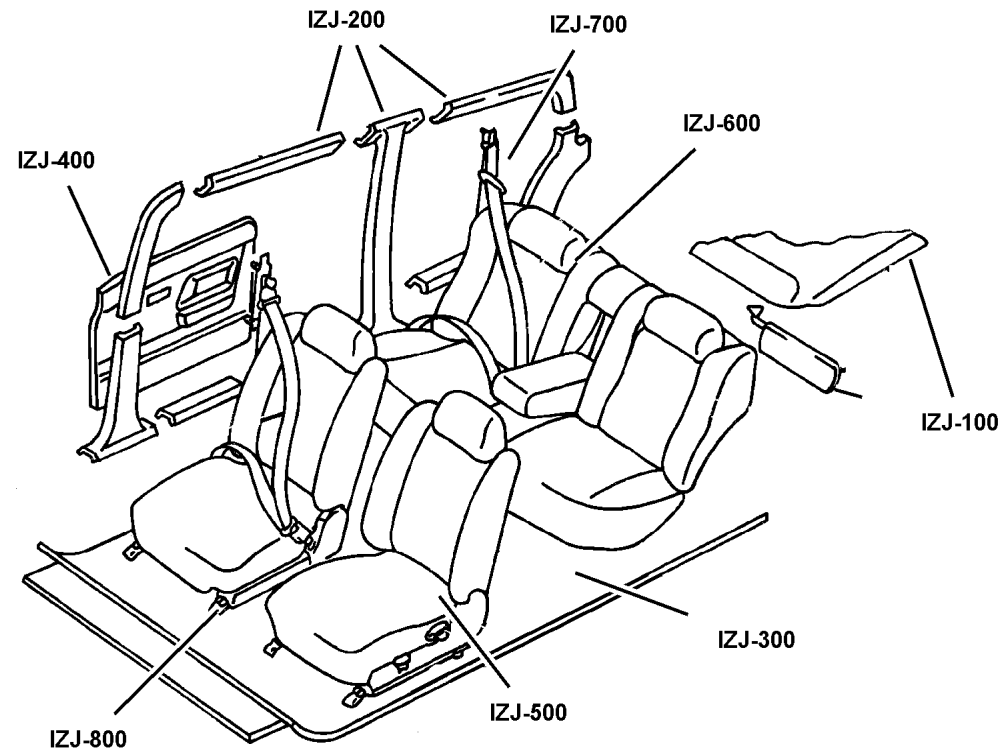
SERIES	LINE	BODY	ENGINE	TRANSMISSION
L = Low Line	J = 4WD T = 2WD	74 = 4 Door	ERH, ER0 = 4.0L Power Tech I-6. ELF, EL0 = 5.2L V8 MPI EML, EM0 = 5.9L V8 MPI	DGW = 4 Speed Auto. 44RE DGK = 4 Speed Auto. 42RE DGT = 4 Speed Auto. 46RE DGO = All Speed Auto.

AR = Use as required - = Non illustrated part # = New this model year

October 20, 2004

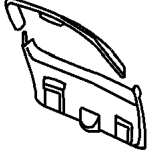
Group - IZJ

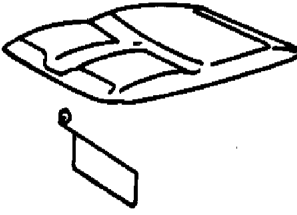

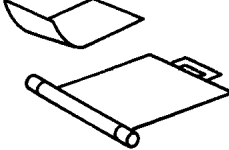
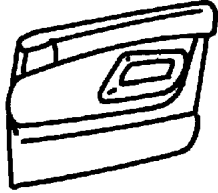

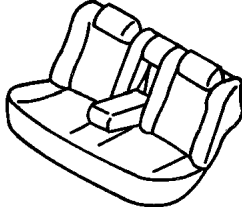
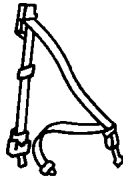
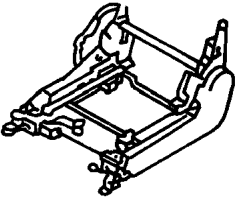
Interior Trim



Group - IZJ

Interior Trim

<p>IZJ-1000 Lift Gate Trim</p> 			
---	--	--	--

<p>IZJ-100 Headliner and Visor</p> 	<p>IZJ-200 Panel-Mouldings, Scuff Plates</p> 	<p>IZJ-300 Carpet</p> 	<p>IZJ-400 Door Trim Panels, Front and Rear</p> 
<p>IZJ-500 Front Seats and Attaching Parts</p> 	<p>IZJ-600 Rear Seats and Attaching Parts</p> 	<p>IZJ-700 Seat Belts-Front and Rear</p> 	<p>IZJ-800 Adjusters, Covers, Shields and Risers</p> 

GROUP IZJ - Interior Trim

Illustration Title	Group-Fig. No.
Headliner and Visor	
Headliner And Assist Handles	Fig. IZJ-110
Sunvisors	Fig. IZJ-120
Panel-Mouldings, Scuff Plates	
Interior Trim Panels And Garnish Mouldings	Fig. IZJ-210
Carpet	
Carpet	Fig. IZJ-310
Insulation	Fig. IZJ-320
Cargo Cover And Cargo Loops	Fig. IZJ-330
Door Trim Panels, Front and Rear	
Panels, Door Trim	Fig. IZJ-410
Front Seats and Attaching Parts	
Front Seat, Trim Code [CL]	Fig. IZJ-510
Front Seat, Trim Code [EL]	Fig. IZJ-520
Front Seat, Trim Code [F5]	Fig. IZJ-530
Front Seat, Trim Codes [FL, GL, ML]	Fig. IZJ-540
Rear Seats and Attaching Parts	
Rear Seat	Fig. IZJ-610
Seat Belts-Front and Rear	
Seat Belts, Front Seat	Fig. IZJ-710
Seat Belts, Rear Seat	Fig. IZJ-720
Adjusters, Covers, Shields and Risers	
Recliner And Seat Track, Front Seat	Fig. IZJ-810
Lift Gate Trim	
Panels, Liftgate and Scuff Plate	Fig. IZJ-1010

Headliner And Assist Handles Figure IZJ-110

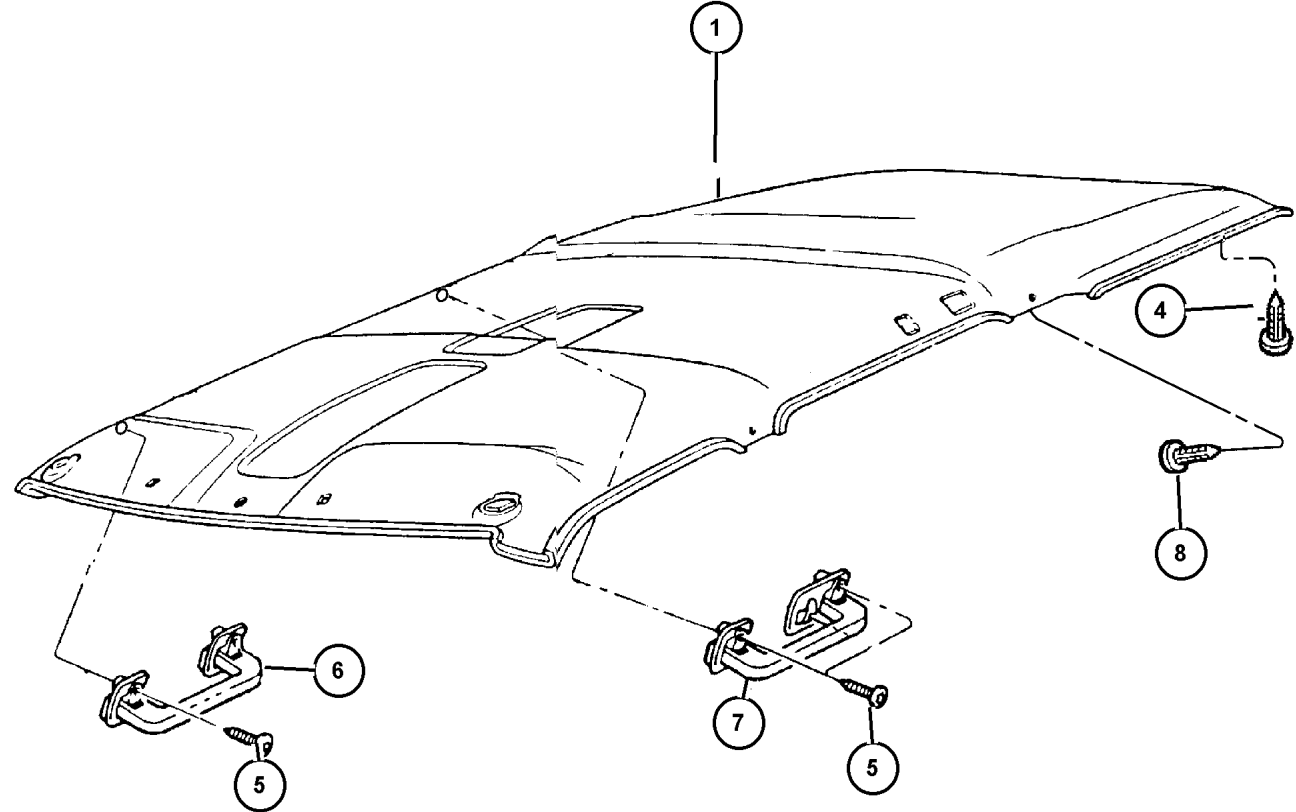
ITEM	PART NUMBER	QTY	LINE	SERIES	BODY	ENGINE	TRANS	TRIM	DESCRIPTION
Sales Code [RCM] = With roof mounted sound bar.									
1									HEADLINER
	5EA4 3SC1	1						00	Without Overhead Console, Without Sunroof, [AZ, C3]
	5EA4 3ST6	1						00	Without Overhead Console, Without Sunroof, [T6]
	5FJ79 LAZAB	1						00	With Sunroof and Sound Bar, [AZ]
	5EC4 4SC1	1						00	With Overhead Console, [AZ, C3]
	5EC4 4ST6	1						00	With Overhead Console, [T6, TJ]
	5GG09 LAZAA	1						00	With Sunroof, Mini Console and Sound Bar, [RCM], [AZ]
	5GG17 RC1AA	1						00	With Sunroof and Mini Console Without Sound Bar [RCM], [AZ, C3]
	5GG17 RT6AA	1						00	With Sunroof and Mini Console Without Sound Bar [RCM], [T6]
-2									WELT, Headliner
	5EJ6 0SAZ	1						00	[AZ]
	5EJ6 0SC1	1						00	[C3]
	5EJ6 0ST6	1						00	[T6]
-3									RETAINER, Sunroof Welt, Quartz
	5EM7 0SAZ	1						00	[AZ]
	5EM7 0SC1	1						00	[C3]
	5EM7 0ST6	1						00	[T6]
4									FASTENER, Headliner, M31.70 Hole
	H452 SAZ	2						00	[AZ]
	H452 SC1	2						00	[C3]
	H452 ST6	2						00	[T6]
5	6035 691	2							SCREW, Self Taping, M4x12, Assist Handle
6									HANDLE, Grab
	5DG0 2SC1	1						00	[AZ, C3], Laredo
	5DG0 2ST6	1						00	[TG, T6], Laredo
	5DG0 2SAZ	1						00	[AZ], Limited
7									HANDLE, Grab
	5ES1 4SAZ	1						00	[AZ], Limited, Right
	5ES1 4SC1	1						00	[AZ, C3], Laredo, Right
	5ES1 4ST6	1						00	[TG, T6], Laredo, Right
	5ES1 5SAZ	1						00	[AZ], Limited, Left
	5ES1 5SC1	1						00	[AZ, C3], Laredo, Left
	5ES1 5ST6	1						00	[TG, T6], Laredo, Left
8	6030 441	2							PIN, Retainer, Push-In Fins, .250x. 900

JEEP GRAND CHEROKEE (ZJ)

SERIES	LINE	BODY	ENGINE	TRANSMISSION
L = Low Line	J = 4WD T = 2WD	74 = 4 Door	ERH, ER0 = 4.0L Power Tech I-6. ELF, EL0 = 5.2L V8 MPI EML, EM0 = 5.9L V8 MPI	DGW = 4 Speed Auto. 44RE DGK = 4 Speed Auto. 42RE DGT = 4 Speed Auto. 46RE DG0 = All Speed Auto.

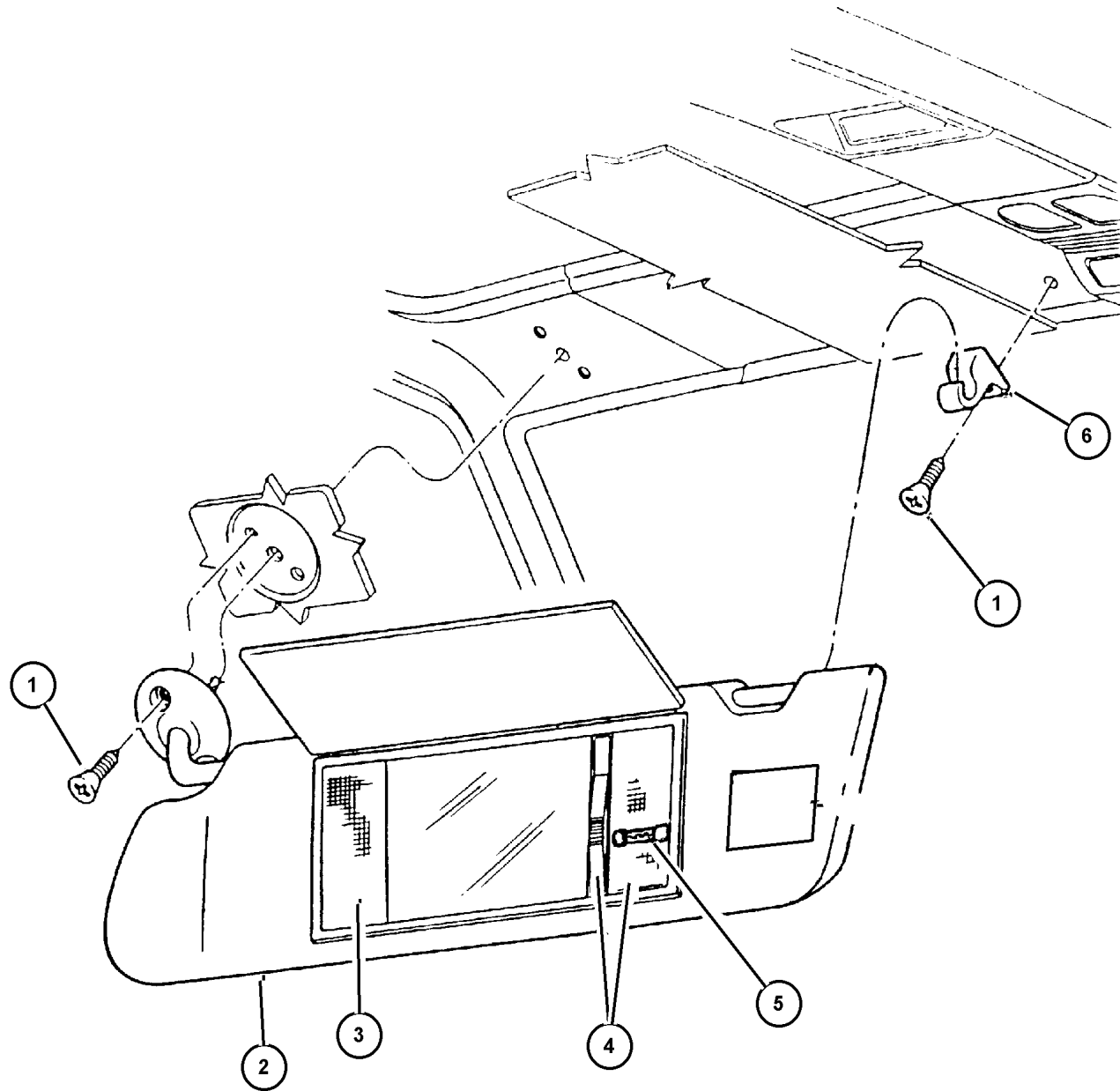
AR = Use as required - = Non illustrated part # = New this model year

October 20, 2004



Sunvisors Figure IZJ-120

ITEM	PART NUMBER	QTY	LINE	SERIES	BODY	ENGINE	TRANS	TRIM	DESCRIPTION
1	6035 691	2							SCREW, Self Taping, M4x12
2									VISOR, Illuminated
	5FC73 RC1AB	1						O0	Lighted, [AZ, C3], Right
	5FC73 RT6AB	1						O0	Lighted, [T6], Right
	5FK65 RC1AB	1						O0	Lighted, [AZ, C3], Left
	5FK65 RT6AB	1						O0	Lighted, [T6], Left
	5FK66 LAZAB	1						O0	Extended, With Garage Door Opener, [AZ], Left
	5FK66 RC1AB	1						O0	Extended, With Garage Door Opener, [C3], Left
	5FK66 RT6AB	1						O0	Extended, With Garage Door Opener, [T6], Left
	5FC44 LAZAB	1						O0	Extended, [AZ], Right
	5FC44 RC1AB	1						O0	Extended, [C3], Right
	5FC44 RT6AB	1						O0	Extended, [T6], Right
3	4620 137	1						O0	LENS, Illuminated Visor, Right
4	4620 136	1						O0	LENS, Illuminated Visor, With Button
5	6501 966	2						O0	BULB, 74
6									BRACKET, Sunvisor
	5EZ9 2SC1	1						O0	[C3], Also Serviced in Sunvisor
	5EZ9 2ST6	1						O0	[T6], Also Serviced in Sunvisor
	5EZ9 2TAZ	1						O0	[AZ], Also Serviced in Sunvisor
-7	5200 8712	1							LABEL, Anti-lock Brake Operation



JEEP GRAND CHEROKEE (ZJ)

SERIES	LINE	BODY	ENGINE	TRANSMISSION
L = Low Line	J = 4WD T = 2WD	74 = 4 Door	ERH, ER0 = 4.0L Power Tech I-6. ELF, EL0 = 5.2L V8 MPI EML, EM0 = 5.9L V8 MPI	DGW = 4 Speed Auto. 44RE DGK = 4 Speed Auto. 42RE DGT = 4 Speed Auto. 46RE DG0 = All Speed Auto.

AR = Use as required - = Non illustrated part # = New this model year

October 20, 2004

Interior Trim Panels And Garnish Mouldings Figure IZJ-210

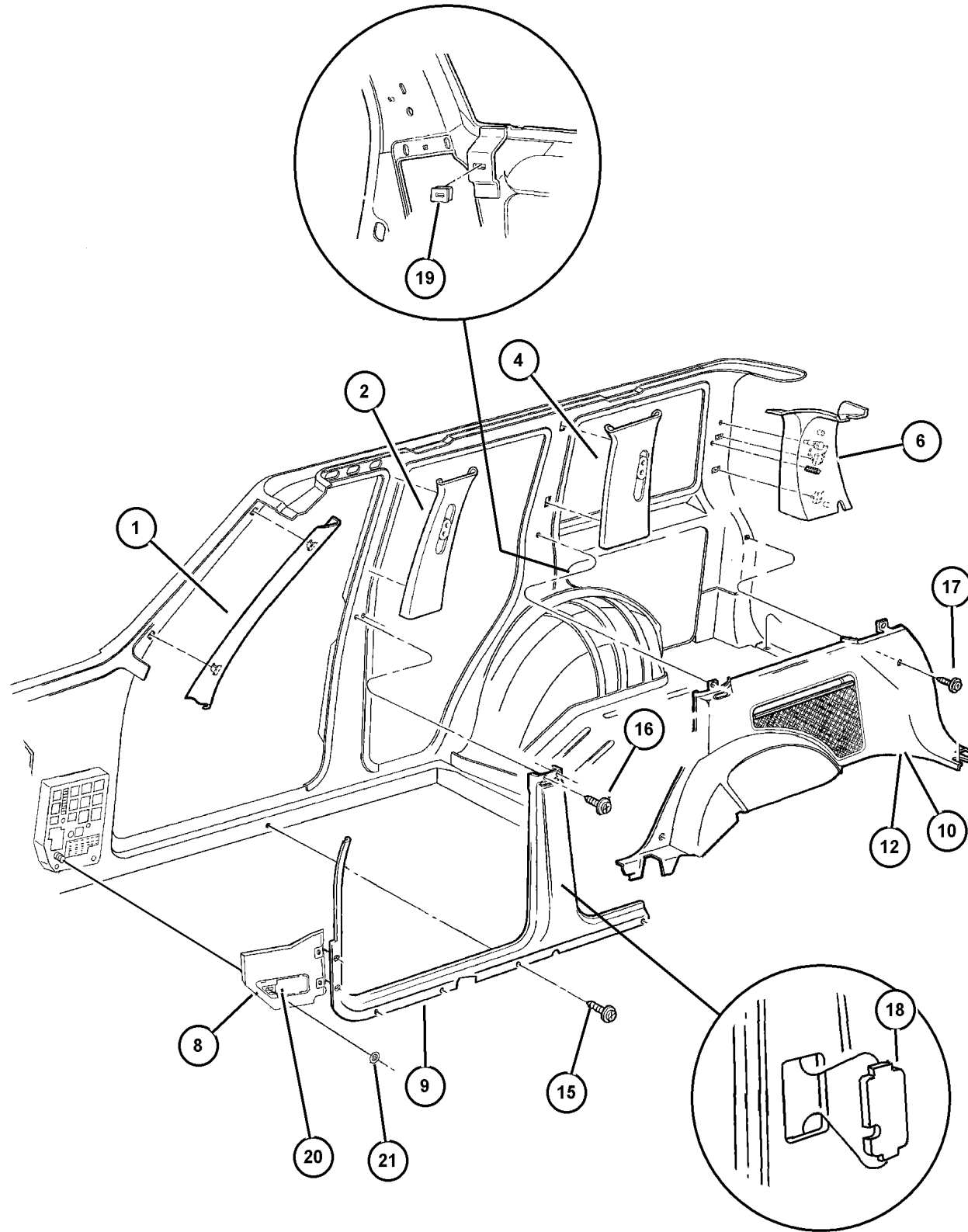
ITEM	PART NUMBER	QTY	LINE	SERIES	BODY	ENGINE	TRANS	TRIM	DESCRIPTION
NOTE: The left quarter trim panel includes the fuel filler remote access door and spare tire standoff.									
1									MOLDING, Windshield Garnish, Includes Clips
	5FC5 8SAZ	1						O0	[AZ], Right
	5FC5 8SC8	1						O0	[C3], Right
	5FC5 8VT9	1						O0	[T6], Right
	5FC5 9SAZ	1						O0	[AZ], Left
	5FC5 9SC8	1						O0	[C3], Left
	5FC5 9VT9	1						O0	[T6], Left
2									PANEL, B Pillar Upper Trim, Includes Adjuster
	5FM5 4SAZ	1						O0	[AZ], Right
	5FM5 4SC1	1						O0	[C3], Right
	5FM5 4ST6	1						O0	[T6], Right
	5FM5 5SAZ	1						O0	[AZ], Left
	5FM5 5SC1	1						O0	[C3], Left
	5FM5 5ST6	1						O0	[T6], Left
-3									ADJUSTER, Seat Belt Turning Loop
	5DU3 6SAZ	1						O0	[AZ]
	5DU3 6SC1	1						O0	[C3]
	5DU3 6ST6	1						O0	[T6]
4									PANEL, C Pillar, Includes Adjuster
	5FM56 LAZAB	1						O0	[AZ], Right
	5FM56 RC1AB	1						O0	[C3], Right
	5FM56 RT6AB	1						O0	[T6], Right
	5FM57 LAZAB	1						O0	[AZ], Left
	5FM57 RC1AB	1						O0	[C3]
	5FM57 RT6AB	1						O0	[T6]
-5									ADJUSTER, Seat Belt Turning Loop
	5DU3 6SAZ	1						O0	[AZ]
	5DU3 6SC1	1						O0	[C3]
	5DU3 6ST6	1						O0	[T6]
6									PANEL, D Pillar Trim
	5FM3 6SAZ	1						O0	[AZ], Right
	5FM3 6SC3	1						O0	[C3], Right
	5FM3 6ST6	1						O0	[T6], Right
	5FM3 7SAZ	1						O0	[AZ], Left
	5FM3 7SC3	1						O0	[C3], Left
	5FM3 7ST6	1						O0	[T6], Left
-7									INSULATION, D Pillar Trim Panel
	5503 3368	1						O0	Right
	5503 3369	1						O0	Left
8									PANEL, Cowl

JEEP GRAND CHEROKEE (ZJ)

SERIES	LINE	BODY	ENGINE	TRANSMISSION
L = Low Line	J = 4WD T = 2WD	74 = 4 Door	ERH, ER0 = 4.0L Power Tech I-6. ELF, EL0 = 5.2L V8 MPI EML, EM0 = 5.9L V8 MPI	DGW = 4 Speed Auto. 44RE DGK = 4 Speed Auto. 42RE DGT = 4 Speed Auto. 46RE DGO = All Speed Auto.

AR = Use as required - = Non illustrated part # = New this model year

October 20, 2004



Interior Trim Panels And Garnish Mouldings Figure IZJ-210

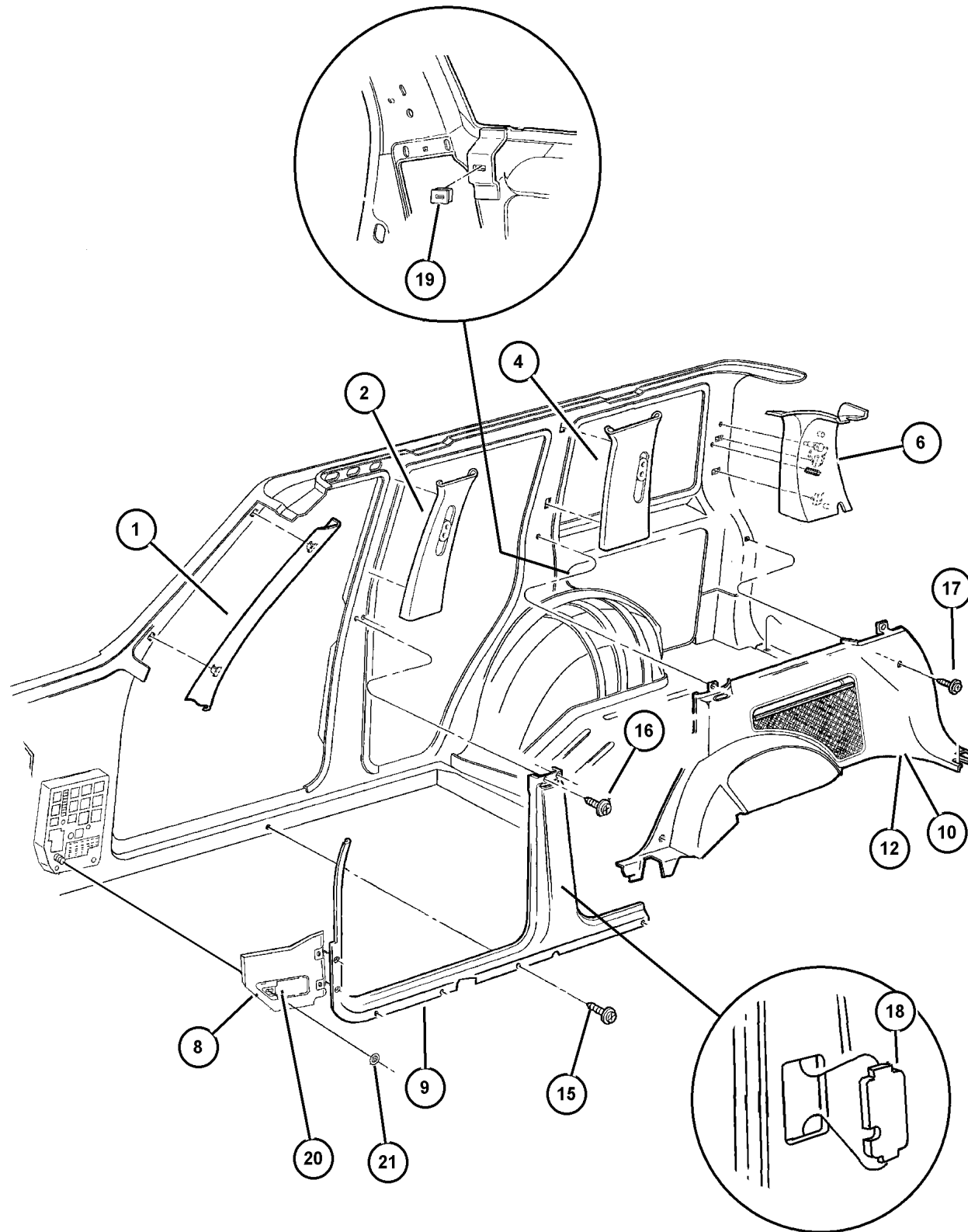
ITEM	PART NUMBER	QTY	LINE	SERIES	BODY	ENGINE	TRANS	TRIM	DESCRIPTION
	QQ31 SAZ	1						O0	[AZ], Right
	QQ31 SC3	1						O0	[C3], Right
	QQ31 ST6	1						O0	[T6], Right
	QQ33 SAZ	1						O0	[AZ], Left
	QQ33 SC3	1						O0	[C3], Left
	QQ33 ST6	1						O0	[T6], Left
9									PANEL, B Pillar Lower Trim
	5FM2 4SAZ	1						O0	[AZ], Right
	5FM2 4SC3	1						O0	[C3], Right
	5FM2 4ST6	1						O0	[T6], Right
	5FM2 5SAZ	1						O0	[AZ], Left
	5FM2 5SC3	1						O0	[C3], Left
	5FM2 5ST6	1						O0	[T6], Left
10									PANEL, Quarter Trim, Includes Carpet, Seatbelt Stowage Retainer, Cargo Cover Mounting Brackets and Insulation
	5FN8 1LAZ	1						O0	[AZ], Left
	5FN8 1RC3	1						O0	[C3], Left
	5FN8 1T9	1						O0	[T6], Left
-11									DOOR, Fuel Fill
	5FB5 2SAZ	1						O0	[AZ]
	5FB5 2SC3	1						O0	[C3]
	5FB5 2ST6	1						O0	[T6]
12									PANEL, Quarter Trim, Includes Carpet, Seatbelt Stowage Retainer, Cargo Cover Mounting Brackets and Insulation
	5FN7 31AZ	1						O0	[AZ], Right
	5FN7 31C3	1						O0	[C3], Right
	5FN7 31T9	1						O0	[T6], Right
-13									RETAINER, seat belt stowage, Also Included in Quarter Trim Panel
	5DG1 8SAZ	1						O0	[AZ]
	5DG1 8SC3	1						O0	[C3]
	5DG1 8ST6	1						O0	[T6]
-14	6032 976	1						O0	RIVET, .125 Grip .12/.30
15									SCREW, (NOT SERVICED) (Not Serviced)
16	6032 723	4							SCREW, Self Tapping, M4.2x1.69x19.05
17	6035 369	2							SCREW, Piercing, .164-15x1.25

JEEP GRAND CHEROKEE (ZJ)

SERIES	LINE	BODY	ENGINE	TRANSMISSION
L = Low Line	J = 4WD T = 2WD	74 = 4 Door	ERH, ER0 = 4.0L Power Tech I-6. ELF, EL0 = 5.2L V8 MPI EML, EM0 = 5.9L V8 MPI	DGW = 4 Speed Auto. 44RE DGK = 4 Speed Auto. 42RE DGT = 4 Speed Auto. 46RE DGO = All Speed Auto.

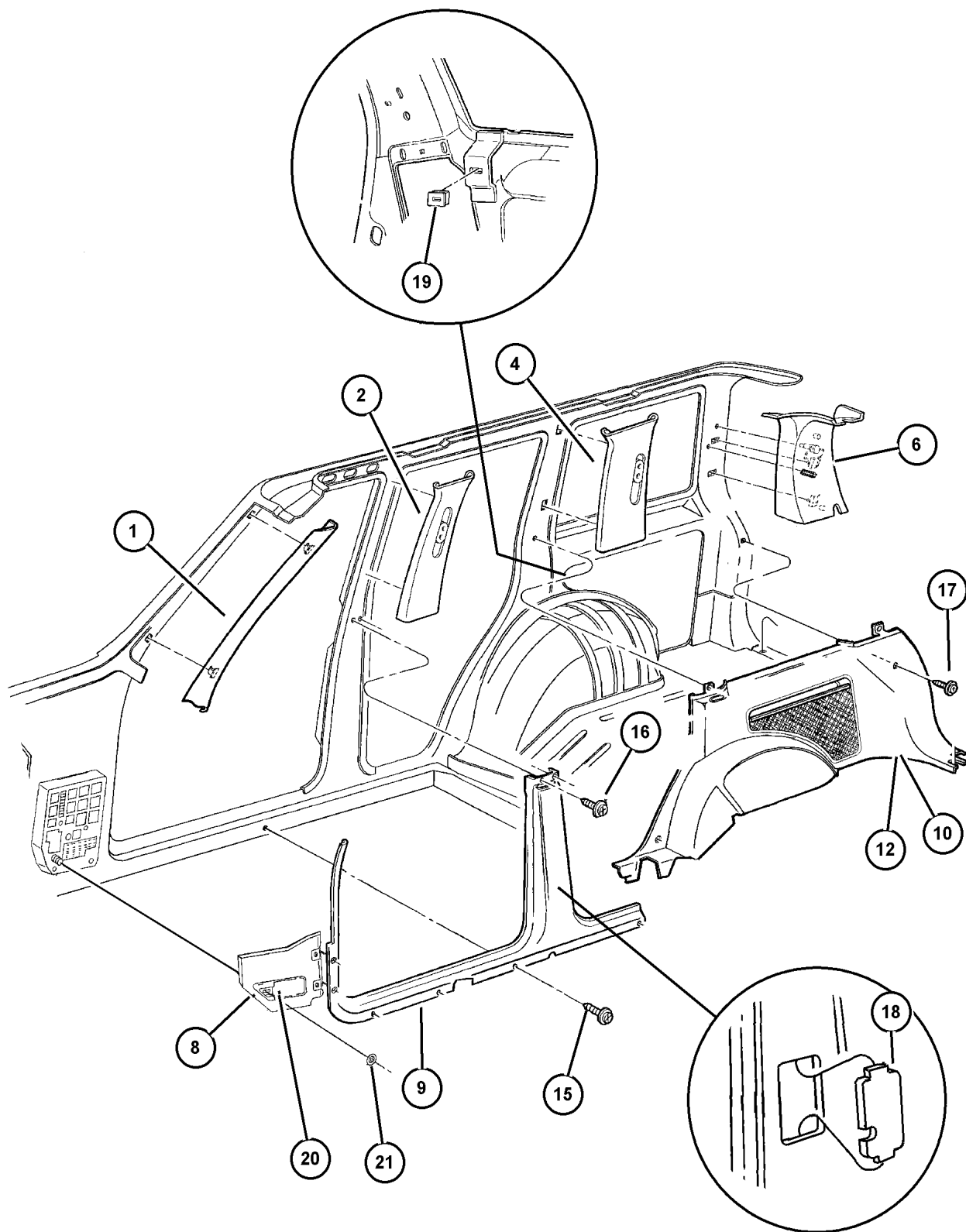
AR = Use as required - = Non illustrated part # = New this model year

October 20, 2004



Interior Trim Panels And Garnish Mouldings Figure IZJ-210

ITEM	PART NUMBER	QTY	LINE	SERIES	BODY	ENGINE	TRANS	TRIM	DESCRIPTION
18									PLUG, (NOT SERVICED) (Not Serviced)
19	6035 773	4							NUT, Trim to Cargo Cover Mounting Bracket
20									PANEL, Fuse Box Access
	5FF7 9SAZ	1						O0	[AZ]
	5FF7 9SC3	1						O0	[C3]
	5FF7 9ST6	1						O0	[T6]
21	J400 5955	1							NUT, Push-On

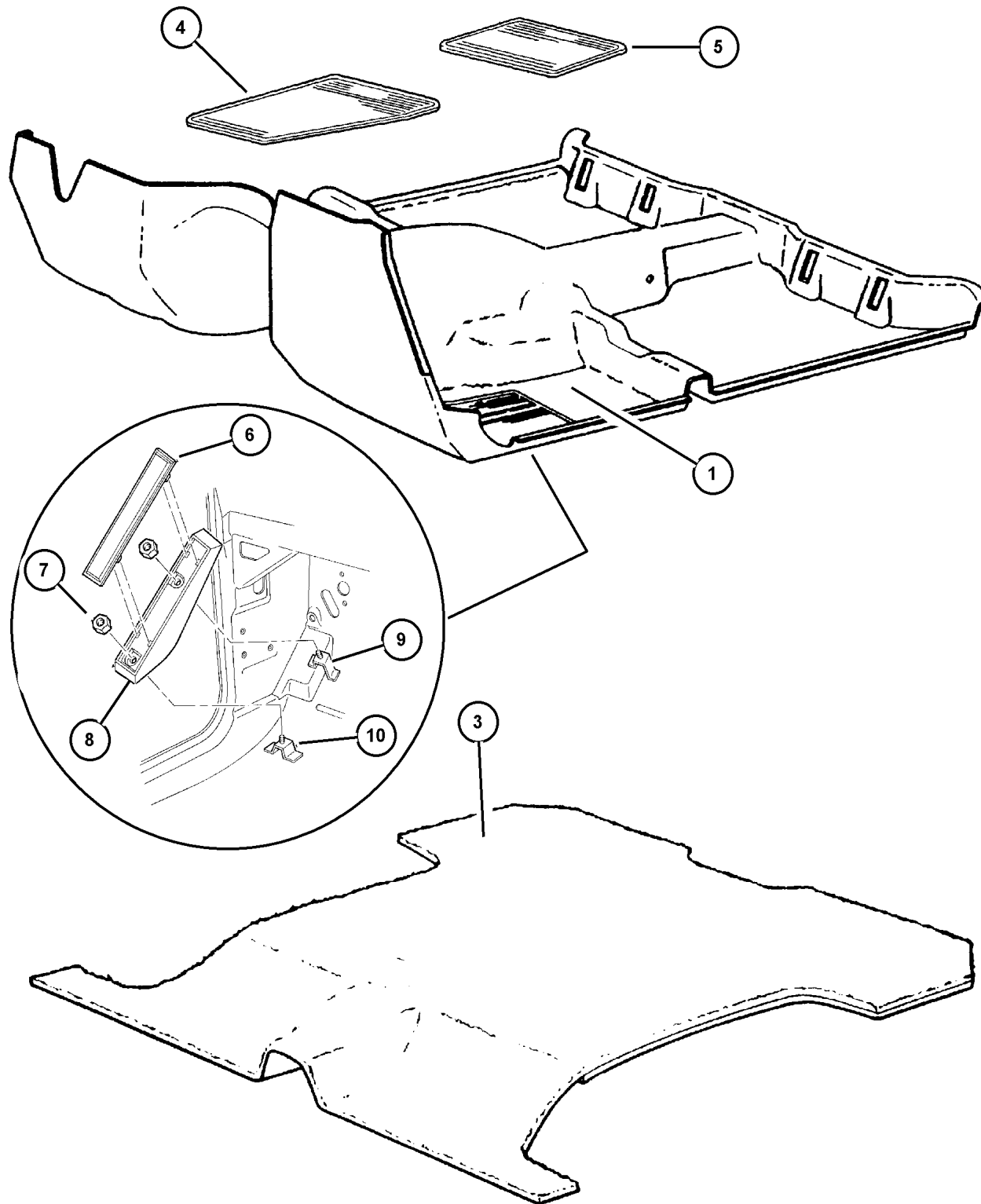


JEEP GRAND CHEROKEE (ZJ)				
SERIES	LINE	BODY	ENGINE	TRANSMISSION
L = Low Line	J = 4WD T = 2WD	74 = 4 Door	ERH, ER0 = 4.0L Power Tech I-6. ELF, EL0 = 5.2L V8 MPI EML, EM0 = 5.9L V8 MPI	DGW = 4 Speed Auto. 44RE DGK = 4 Speed Auto. 42RE DGT = 4 Speed Auto. 46RE DGO = All Speed Auto.

AR = Use as required - = Non illustrated part # = New this model year

October 20, 2004

Carpet
Figure IZJ-310



ITEM	PART NUMBER	QTY	LINE	SERIES	BODY	ENGINE	TRANS	TRIM	DESCRIPTION
1									CARPET, Floor
	5EY56 LAZAC	1						O0	[AZ]
	5EY56 RC3AC	1						O0	[C3]
	5EY56 VT9AC	1						O0	[T6]
-2	55196 834AA	1						O0	CLIP, Carpet
3									CARPET, Cargo Floor
	5EY5 8LAZ	1						O0	[AZ]
	5EY5 8RC3	1						O0	[C3]
	5EY5 8VT9	1						O0	[T6]
4									MAT KIT, Front
	8220 2603	1							[T6]
	8220 3970	1							[AZ]
	8220 4347	AR							[C3]
5									MAT KIT, Floor - Rear
	8220 2604	1							[AZ]
	8220 2605	1							[C3]
	8220 2606	1							[T6]
6	5521 5941	1							PAD, Foot Rest, Footrest
7	3420 1680	2							NUT, Hex Flange, M6x1
8	5519 6534	1							FOOTREST
9	5529 5768	1							BRACKET, Foot Rest, With Stud, Upper
10	5529 5767	1							BRACKET, Foot Rest, With Stud, Lower

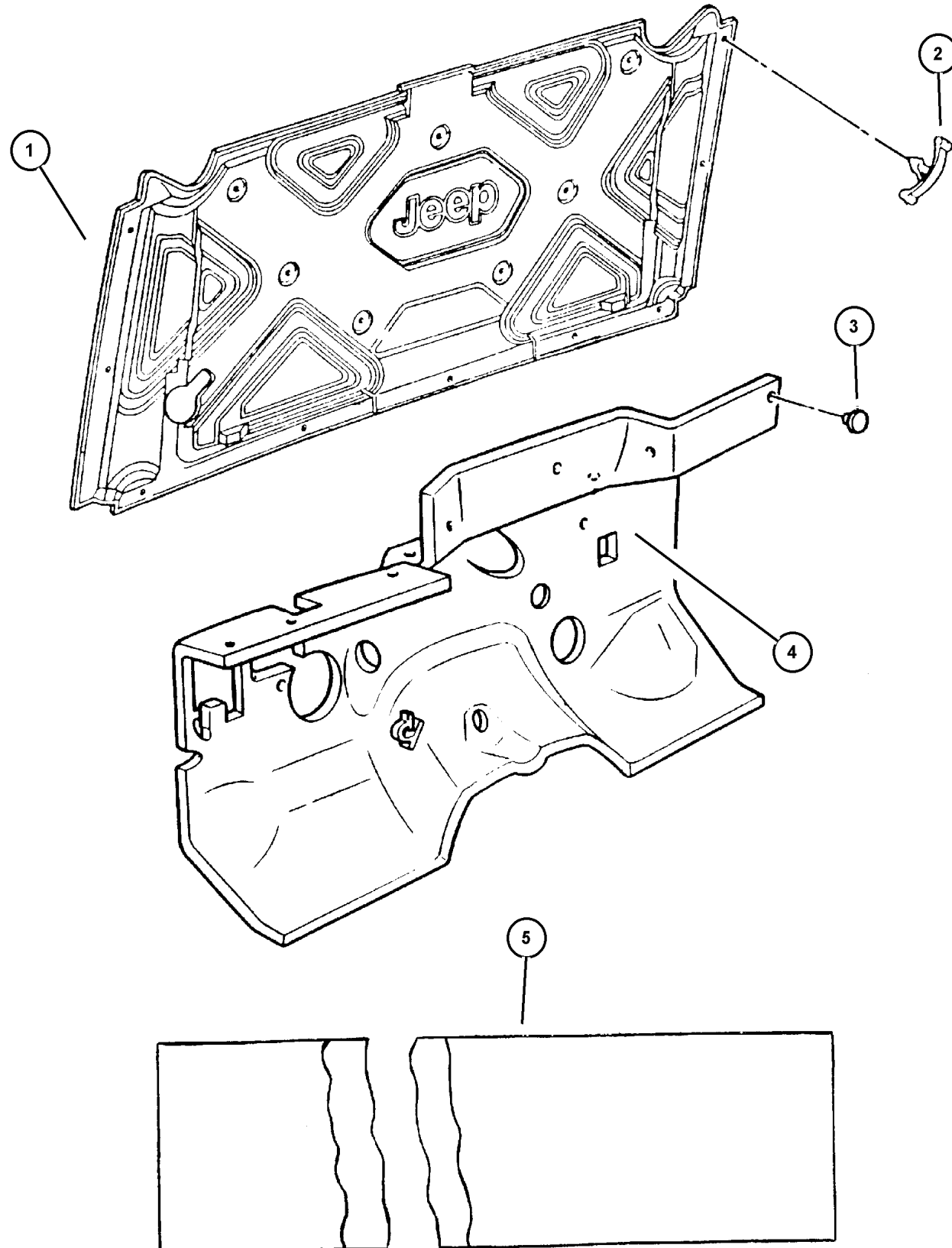
JEEP GRAND CHEROKEE (ZJ)

SERIES	LINE	BODY	ENGINE	TRANSMISSION
L = Low Line	J = 4WD T = 2WD	74 = 4 Door	ERH, ER0 = 4.0L Power Tech I-6. ELF, EL0 = 5.2L V8 MPI EML, EM0 = 5.9L V8 MPI	DGW = 4 Speed Auto. 44RE DGK = 4 Speed Auto. 42RE DGT = 4 Speed Auto. 46RE DGO = All Speed Auto.

AR = Use as required - = Non illustrated part # = New this model year

October 20, 2004

**Insulation
Figure IZJ-320**



ITEM	PART NUMBER	QTY	LINE	SERIES	BODY	ENGINE	TRANS	TRIM	DESCRIPTION
------	-------------	-----	------	--------	------	--------	-------	------	-------------

NOTE: For insulation on trim panels, look up the trim part and if the insulation is serviced it will be listed as a non illustrated part.

1	55196 811AA	1							INSULATION, Hood
	55196 812AA	1							With Limited Plus, After 5-29-97
	56022 255AA	1							With Limited Plus, Up to 5-29-97
2	6003 351	16							RETAINER, Hood Insulation, .415x.690
3	J308 1054	10							CLIP, Silencer
4	5519 6231	1							INSULATION, Dash Panel
5	4386 474	2							SILENCER, Wheelhouse, Quarter Inner Wheelhouse, Front (3 Inches thick X 4 Inches tall X 8 Inches long)

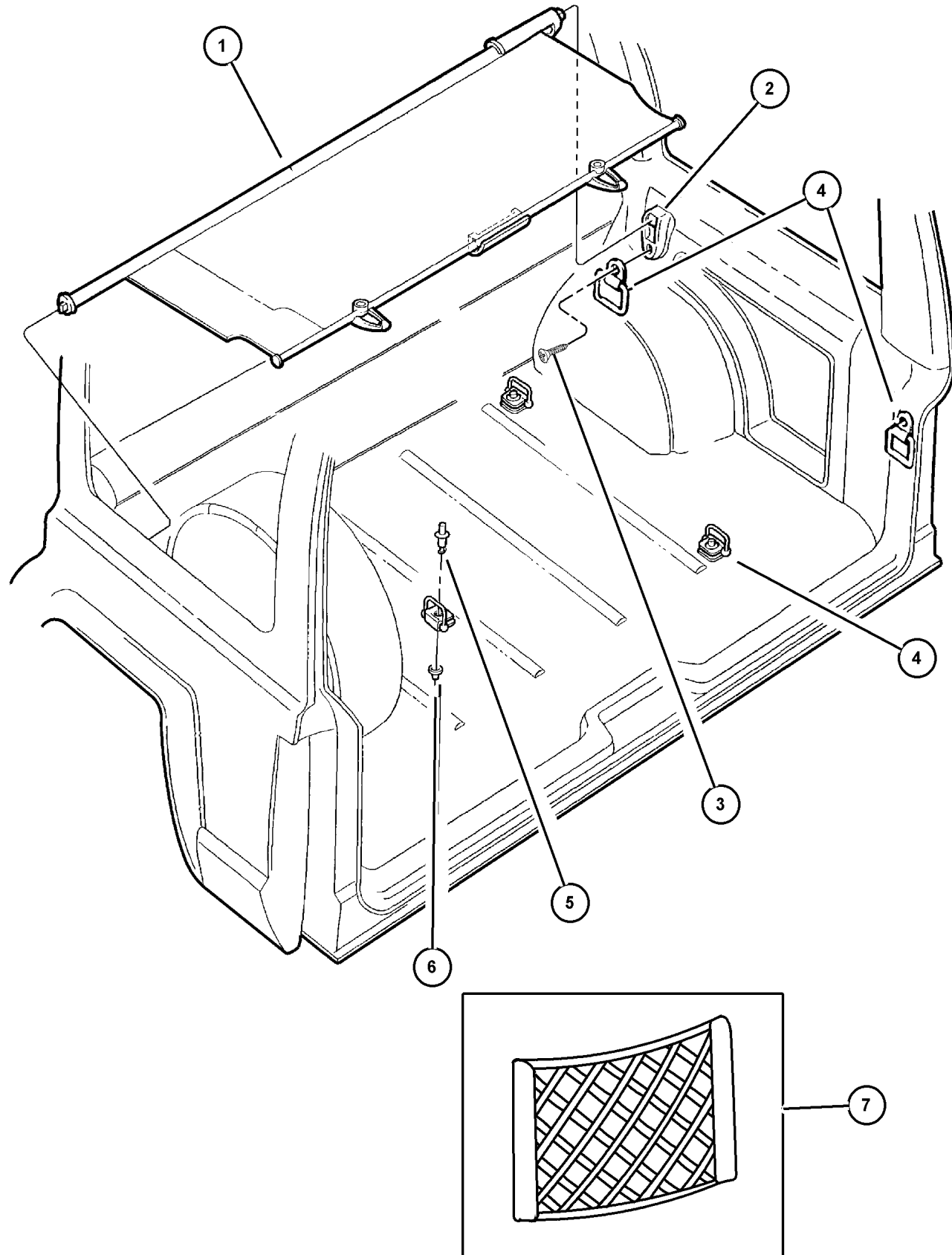
JEEP GRAND CHEROKEE (ZJ)

SERIES	LINE	BODY	ENGINE	TRANSMISSION
L = Low Line	J = 4WD T = 2WD	74 = 4 Door	ERH, ER0 = 4.0L Power Tech I-6. ELF, EL0 = 5.2L V8 MPI EML, EM0 = 5.9L V8 MPI	DGW = 4 Speed Auto. 44RE DGK = 4 Speed Auto. 42RE DGT = 4 Speed Auto. 46RE DGO = All Speed Auto.

AR = Use as required - = Non illustrated part # = New this model year

October 20, 2004

Cargo Cover And Cargo Loops Figure IZJ-330



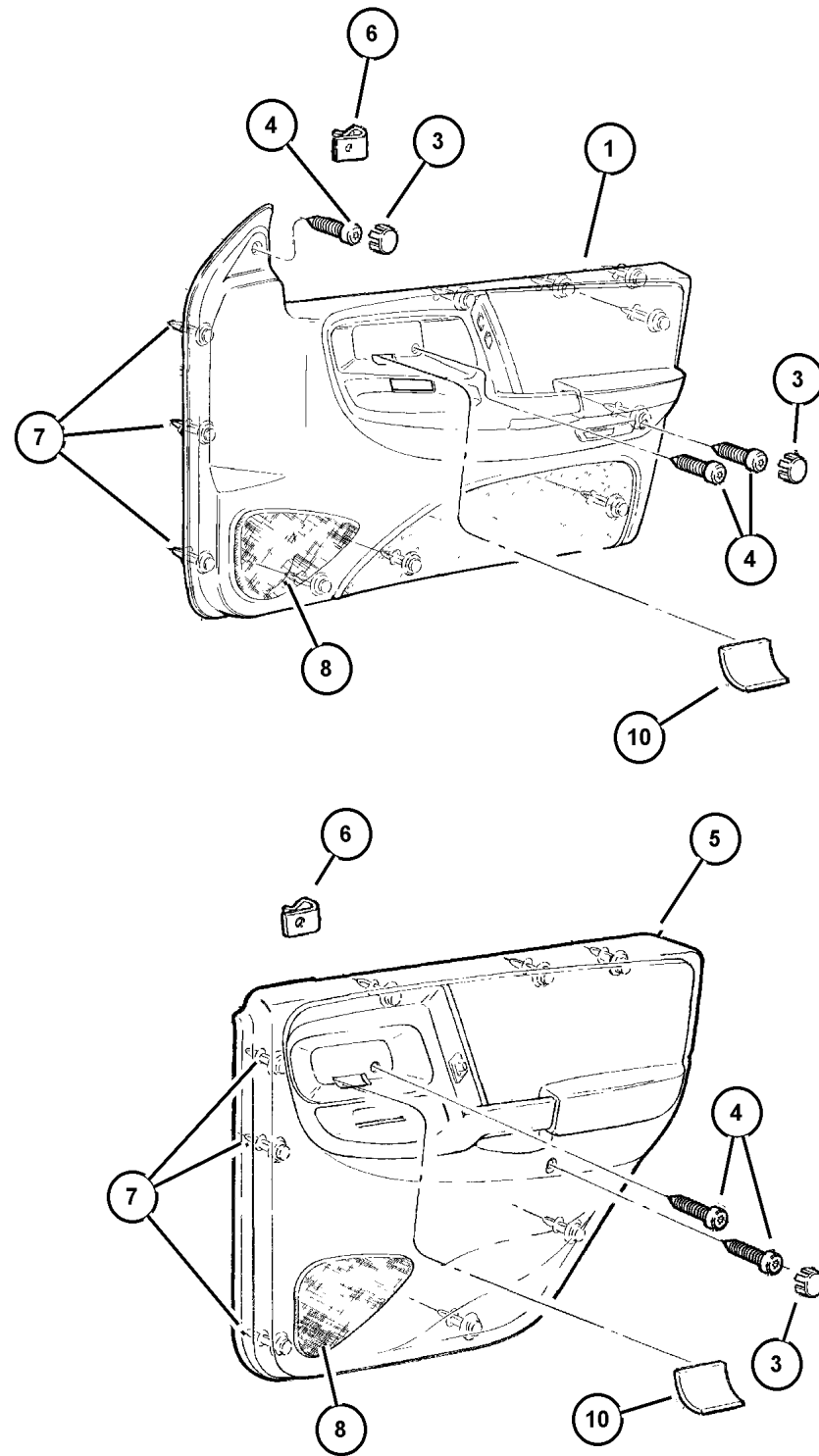
ITEM	PART NUMBER	QTY	LINE	SERIES	BODY	ENGINE	TRANS	TRIM	DESCRIPTION
Sales Code [TBG] = Compact Spare									
Sales Code [TBB] = Full Size Spare									
1	5FJ1 6LAZ	1						O0	COVER, Cargo Compartment [AZ], Sales Code [TBG], Compact Spare
	5FJ1 6RC3	1						O0	[C3], Sales Code [TBG], Compact Spare
	5FJ1 6RT6	1						O0	[T6], Sales Code [TBG], Compact Spare
	5FJ1 7LAZ	1						O0	[AZ], Sales Code [TBB], Full Size Spare
	5FJ1 7RC3	1						O0	[C3], Sales Code [TBB], Full Size Spare
	5FJ1 7RT6	1						O0	[T6, TJ], Sales Code [TBB], Full Size Spare
2									BRACKET, (NOT SERVICED) (Not Serviced)
3									SCREW, (NOT SERVICED) (Not Serviced)
4	5521 5609	4							LOOP, Cargo Tie Down
5	6035 122	4							RIVET, .187x.70 Black, Cargo Loop Mounting, Black
6	3420 2365	4							WASHER, Cargo Loop Mounting
7	5521 6830	1							NET, Cargo

JEEP GRAND CHEROKEE (ZJ)				
SERIES	LINE	BODY	ENGINE	TRANSMISSION
L = Low Line	J = 4WD T = 2WD	74 = 4 Door	ERH, ER0 = 4.0L Power Tech I-6. ELF, EL0 = 5.2L V8 MPI EML, EM0 = 5.9L V8 MPI	DGW = 4 Speed Auto. 44RE DGK = 4 Speed Auto. 42RE DGT = 4 Speed Auto. 46RE DGO = All Speed Auto.

AR = Use as required - = Non illustrated part # = New this model year

October 20, 2004

Panels, Door Trim
Figure IZJ-410



ITEM	PART NUMBER	QTY	LINE	SERIES	BODY	ENGINE	TRANS	TRIM	DESCRIPTION
------	-------------	-----	------	--------	------	--------	-------	------	-------------

NOTE: The LIMITED door trim panel is serviced without the Lamp. See group 8 for lamp.

NOTE: The LAREDO door trim panel is serviced without the reflector.

NOTE: Switch Bezel Comes With Door Panel

NOTE: For switches and lamps. See group 8.

NOTE: Sales Code [ARP] = Limited Decor Group

NOTE: Sales Code [ADW] = Orvis Decor Group

NOTE: Sales Code [AFM] = [TSI] Decor Group

NOTE: Sales Code [ARV] = Plus Decor Group

NOTE: Sales Code [ARN] = Laredo Decore Group

NOTE: Sales Code [RCD] = 4 Speakers

NOTE: Sales Code [RCG] = 8 Speakers Infinity

1									PANEL, Front Door Trim
	QX62 2T6AA	1						EL	[T6], Sales Code [ARN, RCG], Right
		1						F5	[T6], Sales Code [ARN, RCG], Right
	QX62 SAZAA	1						EL	[AZ], Sales Code [ARN, RCG], Right
		1						F5	[AZ], Sales Code [ARN, RCG], Right
	QX62 SC3AA	1						F5	[C3], Sales Code [ARN, RCG], Right
	QX63 2T6AA	1						EL	[T6], Sales Code [ARN, RCG], Left
		1						F5	[T6], Sales Code [ARN, RCG], Left
	QX63 SAZAA	1						EL	[AZ], Sales Code [ARN, RCG], Left
		1						F5	[AZ], Sales Code [ARN, RCG], Left
	QX63 SC3AA	1						F5	[C3], Sales Code [ARN, RCG], Left
	QX64 2T6AA	1						CL	[T6], With Woodgrain, Sales Code [ARP], Right
	QX64 SAZAA	1						CL	[AZ], With Woodgrain, Sales Code [ARP], Right
	QX64 SC3AA	1						CL	[C3], With Woodgrain, Sales Code [ARP], Right
	QX65 2T6AA	1						CL	[T6], With Woodgrain, Sales Code [ARP], Left
	QX65 SAZAA	1						CL	[AZ], With Woodgrain, Sales Code [ARP], Left
	QX65 SC3AA	1						CL	[C3], With Woodgrain, Sales Code [ARP], Left
	QX76 1AZAA	1						ML	[AZ], Sales Code [ARV], Right
	QX77 1AZAA	1						ML	[AZ], Sales Code [ARV], Left
	QX78 1AZAA	1						FL	[AZ], Sales Code [AFM], Right

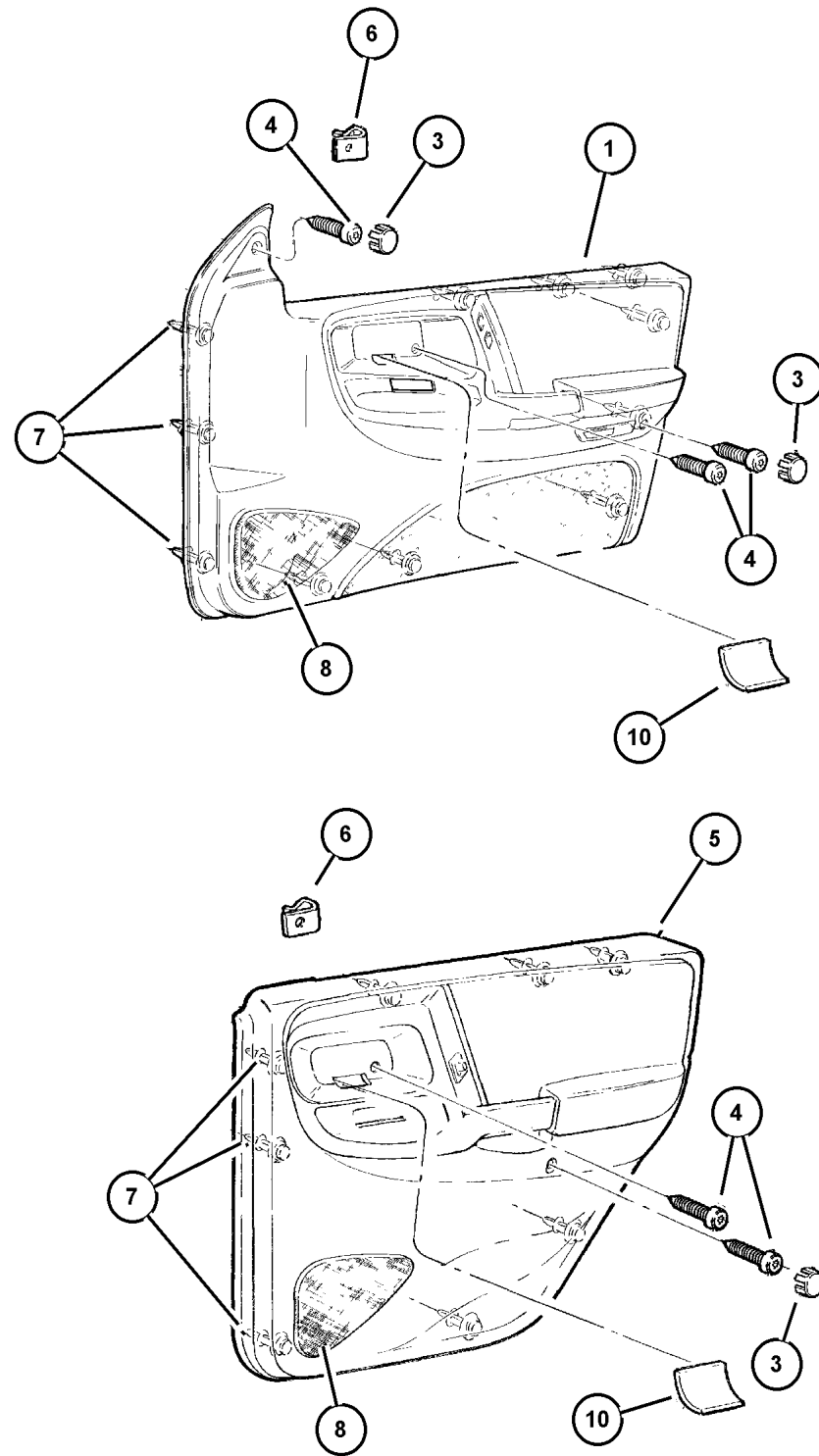
JEEP GRAND CHEROKEE (ZJ)

SERIES	LINE	BODY	ENGINE	TRANSMISSION
L = Low Line	J = 4WD T = 2WD	74 = 4 Door	ERH, ER0 = 4.0L Power Tech I-6. ELF, EL0 = 5.2L V8 MPI EML, EM0 = 5.9L V8 MPI	DGW = 4 Speed Auto. 44RE DGK = 4 Speed Auto. 42RE DGT = 4 Speed Auto. 46RE DGO = All Speed Auto.

AR = Use as required - = Non illustrated part # = New this model year

October 20, 2004

Panels, Door Trim
Figure IZJ-410



ITEM	PART NUMBER	QTY	LINE	SERIES	BODY	ENGINE	TRANS	TRIM	DESCRIPTION
	QX79 1AZAA	1						FL	[AZ], Sales Code [AFM], Left
	QX98 2T6AA	1						F5	[T6], Sales Code [ARN, RCD], Right
		1						EL	[T6], Sales Code [ARN, RCD], Right
	QX98 SAZAA	1						F5	[AZ], Sales Code [ARN, RCD], Right
		1						EL	[AZ], Sales Code [ARN, RCD], Right
	QX98 SC3AA	1						F5	[C3], Sales Code [ARN, RCD], Right
		1						EL	[C3], Sales Code [ARN, RCD], Right
	QX99 2T6AA	1						F5	[T6], Sales Code [ARN, RCD], Left
		1						EL	[T6], Sales Code [ARN, RCD], Left
	QX99 SAZAA	1						EL	[AZ], Sales Code [AFM], Left
		1						F5	[AZ], Sales Code [ARN, RCD], Left
	QX99 SC3AA	1						F5	[C3], Sales Code [ARN, RCD], Left
		1						EL	[C3], Sales Code [ARN, RCD], Left
-2									REFLECTOR, Door Trim Panel
	4798 798	1						F5	Right
		1						EL	Right
	4798 799	1						F5	Left
		1						EL	Left
3									PLUG, Door Trim Panel
	5EG4 0SAZ	2						O0	[AZ]
	5EG4 0SC3	2						O0	[C3]
	5EG4 0ST6	2						O0	[TG]
4	6032 723	2							SCREW, Self Tapping, M4.2x1.69x19.05, .164-15x.750
5									PANEL, Rear Door Trim
	QX86 SAZAA	1						EL	[AZ], Sales Code [ARN], Right
		1						F5	[AZ], Sales Code [ARN], Right
	QX86 SC3AA	1						F5	[C3], Sales Code [ARN], Right
	QX86 ST6AA	1						EL	[T6], Sales Code [ARN], Right
		1						F5	[T6], Sales Code [ARN], Right
	QX87 SAZAA	1						EL	[AZ], Sales Code [ARN], Left
		1						F5	[AZ], Sales Code [ARN], Left
	QX87 SC3AA	1						F5	[C3], Sales Code [ARN], Left
	QX87 ST6AA	1						EL	[T6], Sales Code [ARN], Left
		1						F5	[T6], Sales Code [ARN], Left
	QX88 SAZAA	1						CL	[AZ], Sales Code [ARP], Right

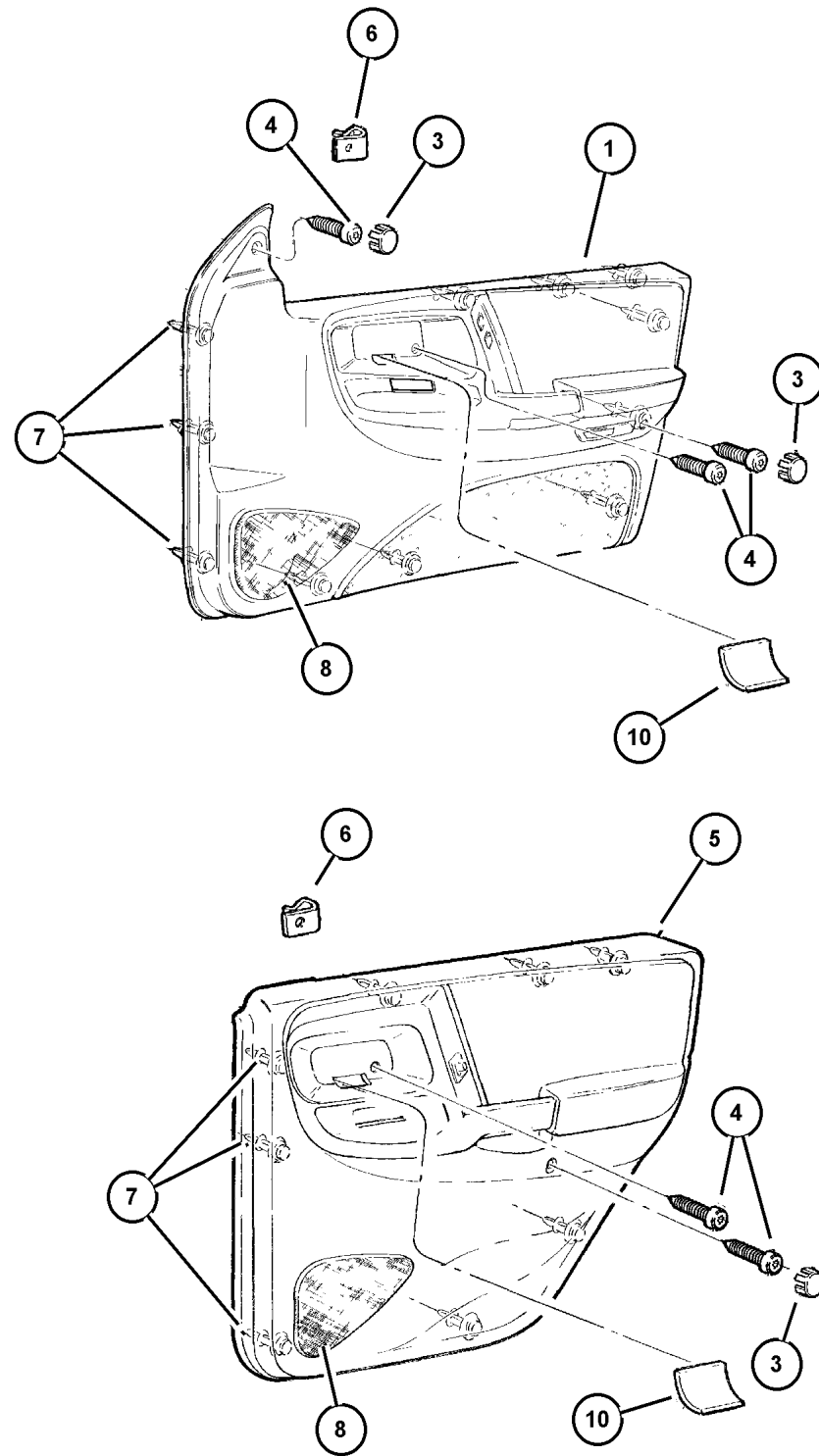
JEEP GRAND CHEROKEE (ZJ)

SERIES	LINE	BODY	ENGINE	TRANSMISSION
L = Low Line	J = 4WD T = 2WD	74 = 4 Door	ERH, ER0 = 4.0L Power Tech I-6. ELF, EL0 = 5.2L V8 MPI EML, EM0 = 5.9L V8 MPI	DGW = 4 Speed Auto. 44RE DGK = 4 Speed Auto. 42RE DGT = 4 Speed Auto. 46RE DGO = All Speed Auto.

AR = Use as required - = Non illustrated part # = New this model year

October 20, 2004

Panels, Door Trim
Figure IZJ-410



ITEM	PART NUMBER	QTY	LINE	SERIES	BODY	ENGINE	TRANS	TRIM	DESCRIPTION
	QX88 SC3AA	1						CL	[C3], Sales Code [ARP], Right
	QX88 1T6AA	1						CL	[T6], Sales Code [ARP], Right
	QX89 SAZAA	1						CL	[AZ], Sales Code [ARP], Left
	QX89 SC3AA	1						CL	[C3], Sales Code [ARP], Left
	QX89 1T6AA	1						CL	[T6], Sales Code [ARP], Left
	QX94 LAZAA	1						FL	[AZ], Sales Code [AFM], Right
	QX95 LAZAA	1						FL	[AZ], Sales Code [AFM], Left
	QX96 1AZAA	1						ML	[AZ], Sales Code [ARV], Right
	QX97 1AZAA	1						ML	[AZ], Sales Code [ARV], Left
6	6035 638	1							NUT/SPRING, "U"1THD, For .164-15 Screw
7	6504 014	12						O0	FASTENER, Door Trim Panel
8									GRILLE, Speaker
	PH92 SAZ	1						F5	[AZ], Sales Code [RCG], Right
		1						EL	[AZ], Sales Code [RCG], Right
		1						CL	[AZ], Sales Code [RCG], Right
		1						ML	[AZ], Sales Code [RCG], Right
	PH92 SC3	1						F5	[C3], Sales Code [RCG], Right
		1						CL	[C3], Sales Code [RCG], Right
	PH92 ST6	1						F5	[T6], Sales Code [RCG], Right
		1						EL	[T6], Sales Code [RCG], Right
		1						CL	[T6], Sales Code [RCG], Right
		1						F5	[AZ], Sales Code [RCG], Left
		1						EL	[AZ], Sales Code [RCG], Left
		1						CL	[AZ], Sales Code [RCG], Left
	PH93 SAZ	1						ML	[AZ], Sales Code [RCG], Left
		1						EL	[C3], Sales Code [RCG], Left
		1						F5	[C3], Sales Code [RCG], Left
	PH93 SC3	1						F5	[T6], Sales Code [RCG], Left
		1						EL	[T6], Sales Code [RCG], Left
		1						CL	[T6], Sales Code [RCG], Left
	PH94 SAZ	1						F5	[AZ], Sales Code [RCD], Right
		1						EL	[AZ], Sales Code [RCD], Right
	PH94 SC3	1						F5	[C3], Sales Code [RCD], Right
	PH94 ST6	1						EL	[T6], Sales Code [RCD], Right
		1						F5	[T6], Sales Code [RCD], Right
	PH95 SAZ	1						F5	[AZ], Sales Code [RCD], Left
		1						EL	[AZ], Sales Code [RCD], Left
	PH95 SC3	1						F5	[C3], Sales Code [RCD], Left
	PH95 ST6	1						F5	[T6], Sales Code [RCD], Left
		1						EL	[T6], Sales Code [RCD], Left
-9	5521 6704	1						O0	NAMEPLATE, Speaker Grille, Infinity Gold

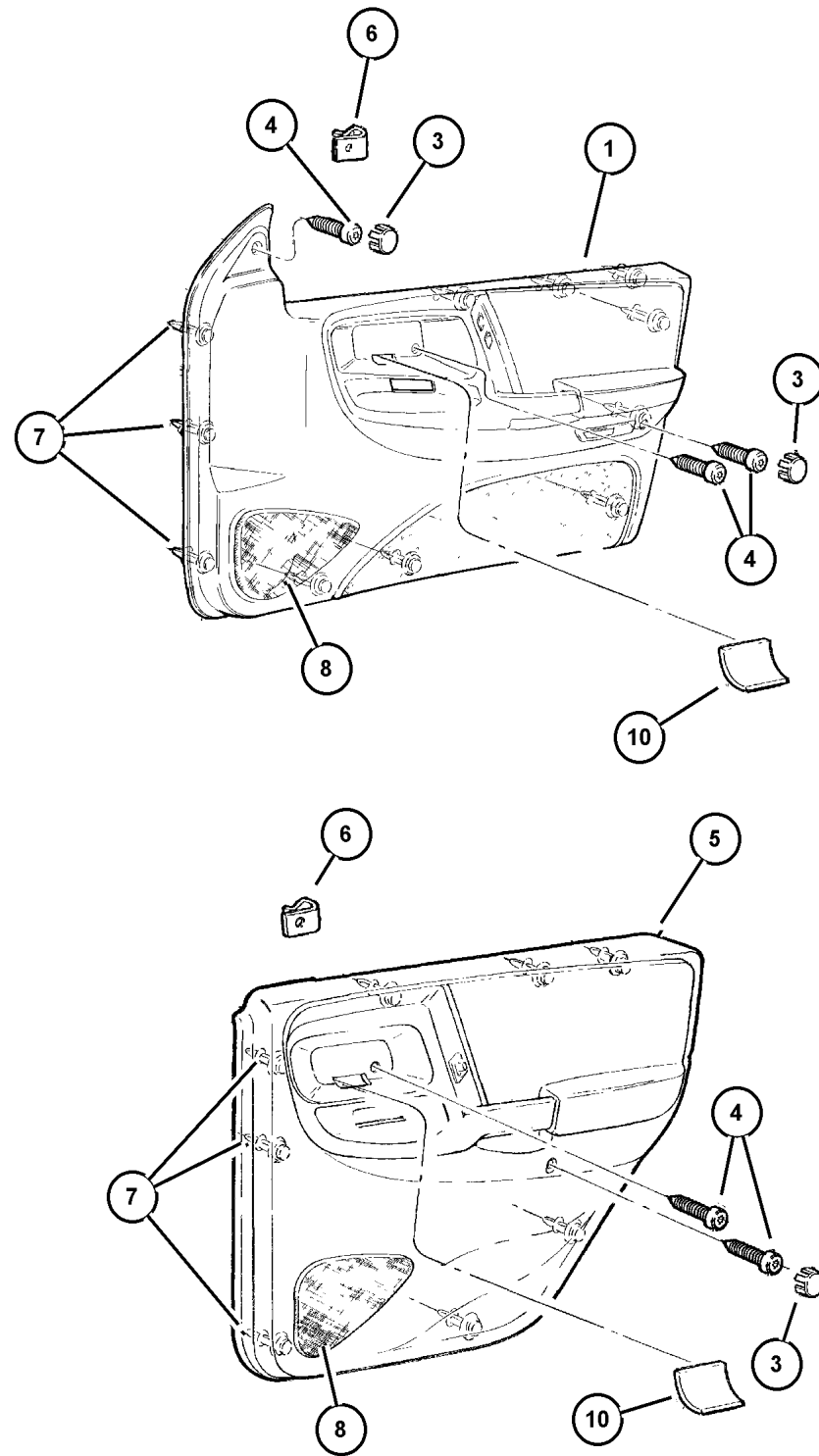
JEEP GRAND CHEROKEE (ZJ)

SERIES	LINE	BODY	ENGINE	TRANSMISSION
L = Low Line	J = 4WD T = 2WD	74 = 4 Door	ERH, ER0 = 4.0L Power Tech I-6. ELF, EL0 = 5.2L V8 MPI EML, EM0 = 5.9L V8 MPI	DGW = 4 Speed Auto. 44RE DGK = 4 Speed Auto. 42RE DGT = 4 Speed Auto. 46RE DGO = All Speed Auto.

AR = Use as required - = Non illustrated part # = New this model year

October 20, 2004

Panels, Door Trim
Figure IZJ-410



ITEM	PART NUMBER	QTY	LINE	SERIES	BODY	ENGINE	TRANS	TRIM	DESCRIPTION
10									PLUG, Trim Screw Cover
	5EH9 4SAZ	1						O0	[AZ], Right
	5EH9 4ST6	1						O0	[TG], Right
	5EH9 4VT9	1						O0	[T6], Right
	5EH9 5SAZ	1						O0	[AZ], Left
	5EH9 5ST6	1						O0	[TG], Left
	5EH9 5VT9	1						O0	[T6], Left

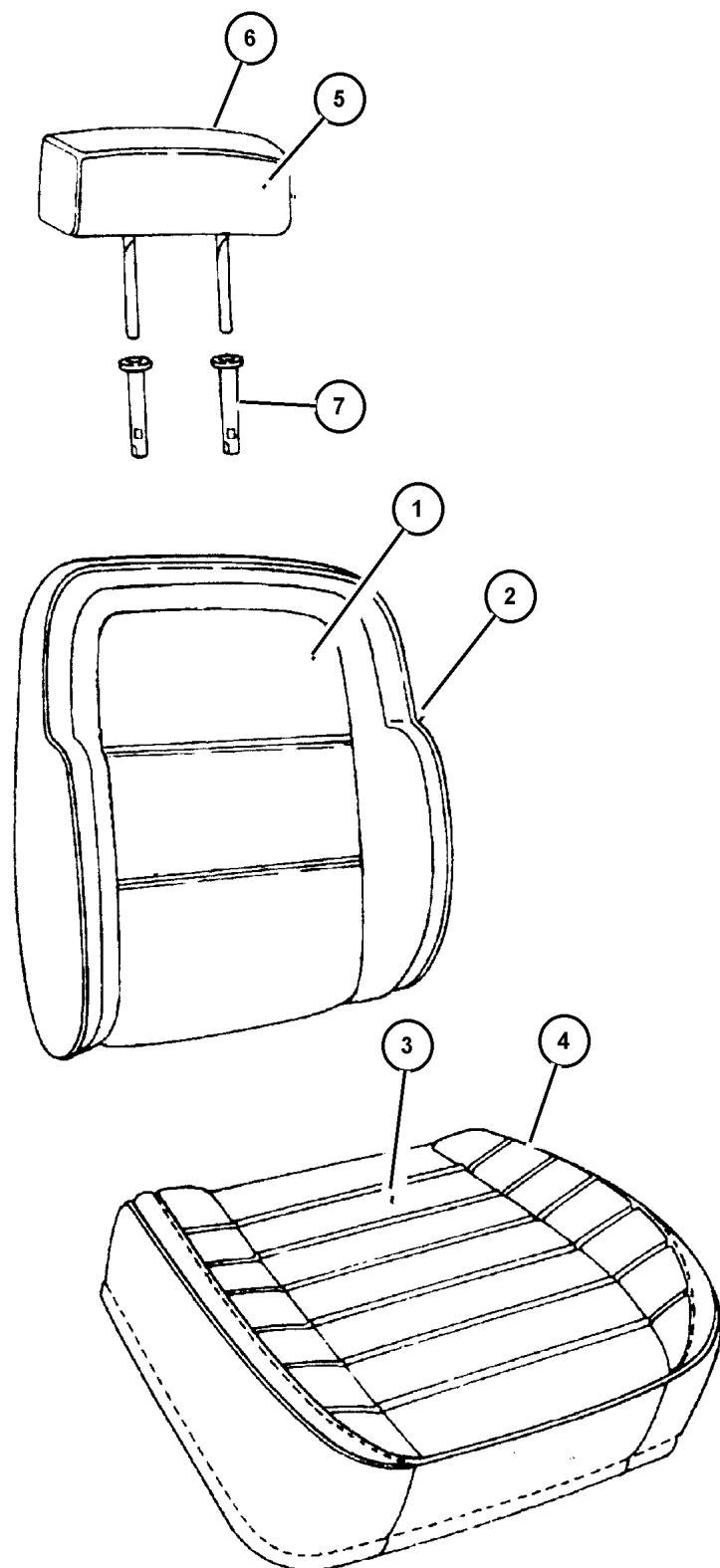
JEEP GRAND CHEROKEE (ZJ)

SERIES	LINE	BODY	ENGINE	TRANSMISSION
L = Low Line	J = 4WD T = 2WD	74 = 4 Door	ERH, ER0 = 4.0L Power Tech I-6. ELF, EL0 = 5.2L V8 MPI EML, EM0 = 5.9L V8 MPI	DGW = 4 Speed Auto. 44RE DGK = 4 Speed Auto. 42RE DGT = 4 Speed Auto. 46RE DGO = All Speed Auto.

AR = Use as required - = Non illustrated part # = New this model year

October 20, 2004

**Front Seat, Trim Code [CL]
Figure IZJ-510**



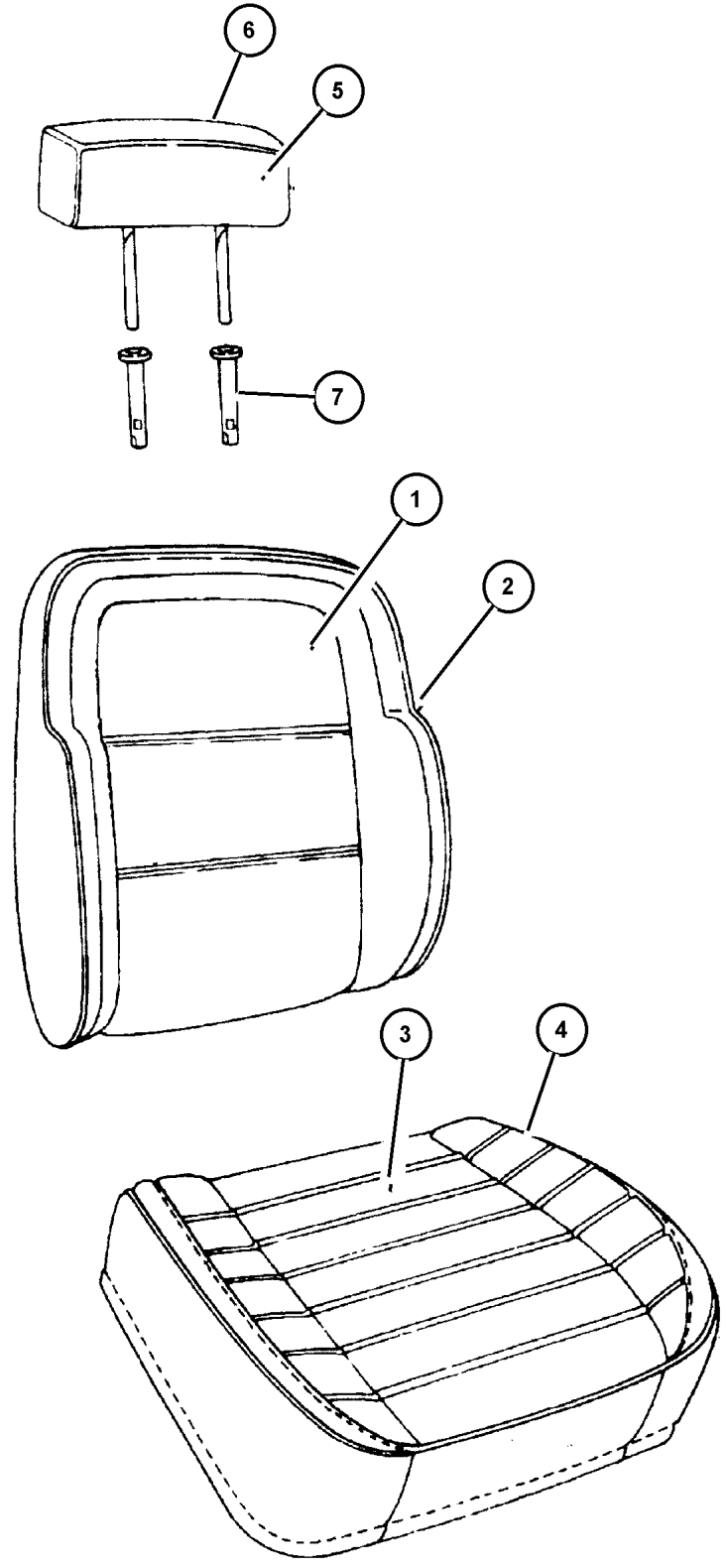
ITEM	PART NUMBER	QTY	LINE	SERIES	BODY	ENGINE	TRANS	TRIM	DESCRIPTION
Note: [CL] Trim Code is Limited Leather									
1									COVER, Front Seat Back
	PM48 SAZ	2						CL	[AZ]
	PM48 SC3	2						CL	[C3]
	PM48 ST6	2						CL	[T6]
	RA74 SAZAA	2						CL	[AZ], Heated
	RA74 SC3AA	2						CL	[C3], Heated
	RA74 ST6AA	2						CL	[T6], Heated
2									BACK, Front Seat
	RA84 SAZAA	1						CL	[AZ], Heated, Right
	RA84 SC3AA	1						CL	[C3], Heated, Right
	RA84 ST6AA	1						CL	[T6], Heated, Right
	RA85 SAZAA	1						CL	[AZ], Heated, Left
	RA85 SC3AA	1						CL	[C3], Heated, Left
	RA85 ST6AA	1						CL	[T6], Heated, Left
	PM94 SAZ	1						CL	[AZ], Right
	PM94 SC3	1						CL	[C3], Right
	PM94 ST6	1						CL	[T6], Right
	PM95 SAZ	1						CL	[AZ], Left
		1						CL	[C3], Left
	PM95 SC3	1						CL	[T6], Left
3									COVER AND PAD, Cushion
	RA96 SAZAA	1						CL	[AZ], Heated, Right
	RA96 SC3AA	1						CL	[C3], Heated, Right
	RA96 ST6AA	1						CL	[T6], Heated, Right
	RA97 SAZAA	1						CL	[AZ], Heated, Left
	RA97 SC3AA	1						CL	[C3], Heated, Left
	RA97 ST6AA	1						CL	[T6], Heated, Left
	PN04 SAZ	1						CL	[AZ], Right
	PN04 SC3	1						CL	[C3], Right
	PN04 ST6	1						CL	[T6], Right
	PN05 SAZ	1						CL	[AZ], Left
	PN05 SC3	1						CL	[C3], Left
	PN05 ST6	1						CL	[T6], Left
4									FRAME, Front Seat
	4856 470	1						CL	Right
	4856 471	1						CL	Left
5									COVER, Seat Headrest
	PM50 SAZ	4						CL	[AZ]
	PM50 SC3	4						CL	[C3]
	PM50 ST6	4						CL	[T6]
6									HEADREST

JEEP GRAND CHEROKEE (ZJ)
 SERIES LINE BODY ENGINE TRANSMISSION
 L = Low Line J = 4WD 74 = 4 Door ERH, ER0 = 4.0L Power Tech I-6. DGW = 4 Speed Auto. 44RE
 T = 2WD ELF, EL0 = 5.2L V8 MPI DGK = 4 Speed Auto. 42RE
 EML, EM0 = 5.9L V8 MPI DGT = 4 Speed Auto. 46RE
 DG0 = All Speed Auto.

AR = Use as required - = Non illustrated part # = New this model year

October 20, 2004

Front Seat, Trim Code [CL]
Figure IZJ-510



ITEM	PART NUMBER	QTY	LINE	SERIES	BODY	ENGINE	TRANS	TRIM	DESCRIPTION
	PM90 SAZ	4						CL	[AZ]
	PM90 SC3	4						CL	[C3]
	PM90 ST6	4						CL	[T6]
7	4723 834	4						CL	CYLINDER, Headrest
-8	5015 478AA	1						CL	REPAIR KIT, Heated Seat

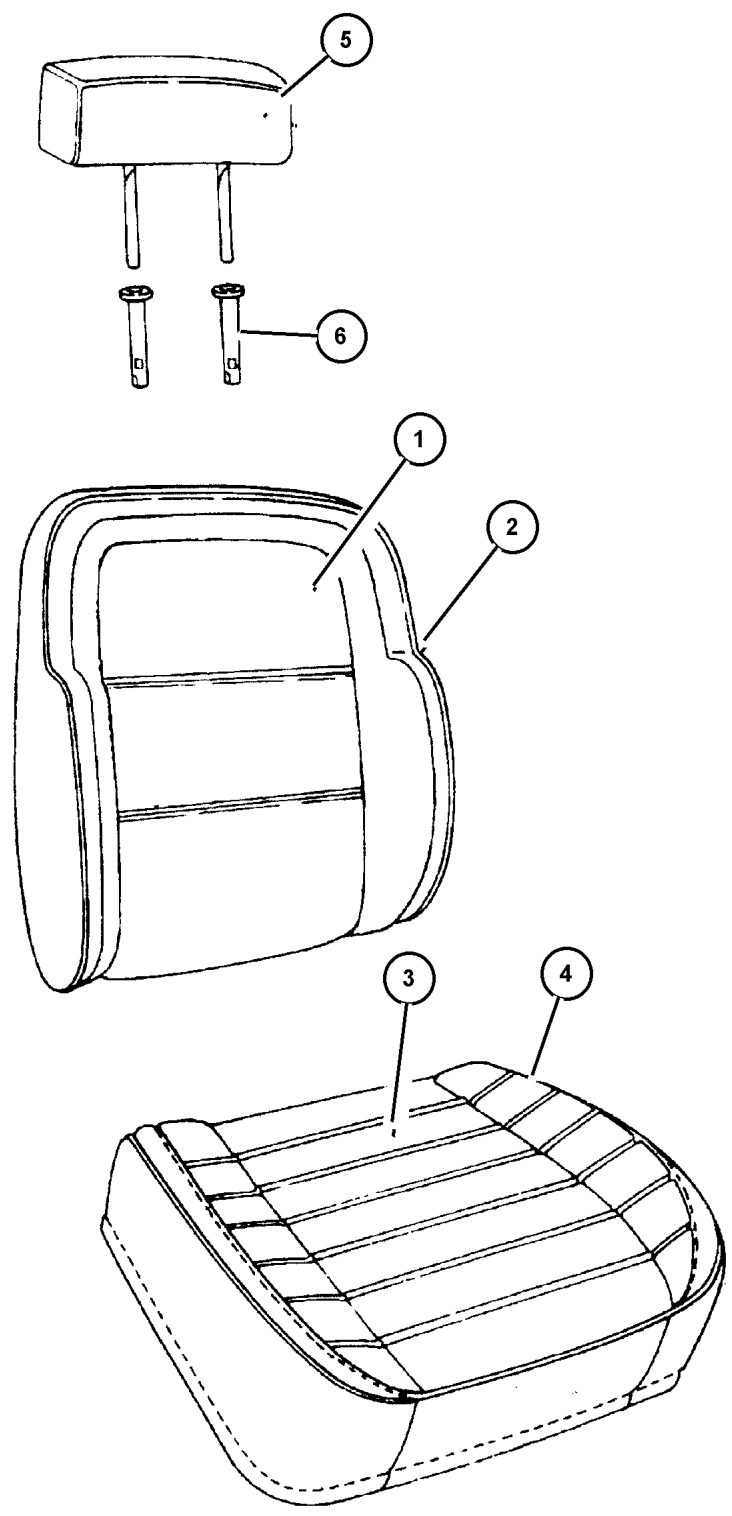
JEEP GRAND CHEROKEE (ZJ)

SERIES	LINE	BODY	ENGINE	TRANSMISSION
L = Low Line	J = 4WD T = 2WD	74 = 4 Door	ERH, ER0 = 4.0L Power Tech I-6. ELF, EL0 = 5.2L V8 MPI EML, EM0 = 5.9L V8 MPI	DGW = 4 Speed Auto. 44RE DGK = 4 Speed Auto. 42RE DGT = 4 Speed Auto. 46RE DGO = All Speed Auto.

AR = Use as required - = Non illustrated part # = New this model year

October 20, 2004

**Front Seat, Trim Code [EL]
Figure IZJ-520**



ITEM	PART NUMBER	QTY	LINE	SERIES	BODY	ENGINE	TRANS	TRIM	DESCRIPTION
Note: [EL] Trim Code is Laredo Leather									
1	PM49 SAZ	2						EL	COVER, Front Seat Back [AZ]
	PM49 ST6	2						EL	[T6]
2									BACK, Front Seat
	PM96 SAZ	1						EL	[AZ], Right
	PM96 ST6	1						EL	[T6], Right
	PM97 SAZ	1						EL	[AZ], Left
	PM97 ST6	1						EL	[T6], Left
3									COVER AND PAD, Cushion
	PN12 SAZ	1						EL	[AZ], Right
	PN12 ST6	1						EL	[T6], Right
	PN13 SAZ	1						EL	[AZ], Left
	PN13 ST6	1						EL	[T6], Left
4									FRAME, Front Seat
	4856 470	1						EL	Right
	4856 471	1						EL	Left
5									HEADREST
	PN14 SAZ	4						EL	[AZ]
	PN14 ST6	1						EL	[T6]
6	4723 834	4						EL	CYLINDER, Headrest
-7	5015 478AA	1						EL	REPAIR KIT, Heated Seat
-8									PAD, Heater
	4897 932AA	2						EL	Cushion
	4897 933AA	1						EL	Seat Back

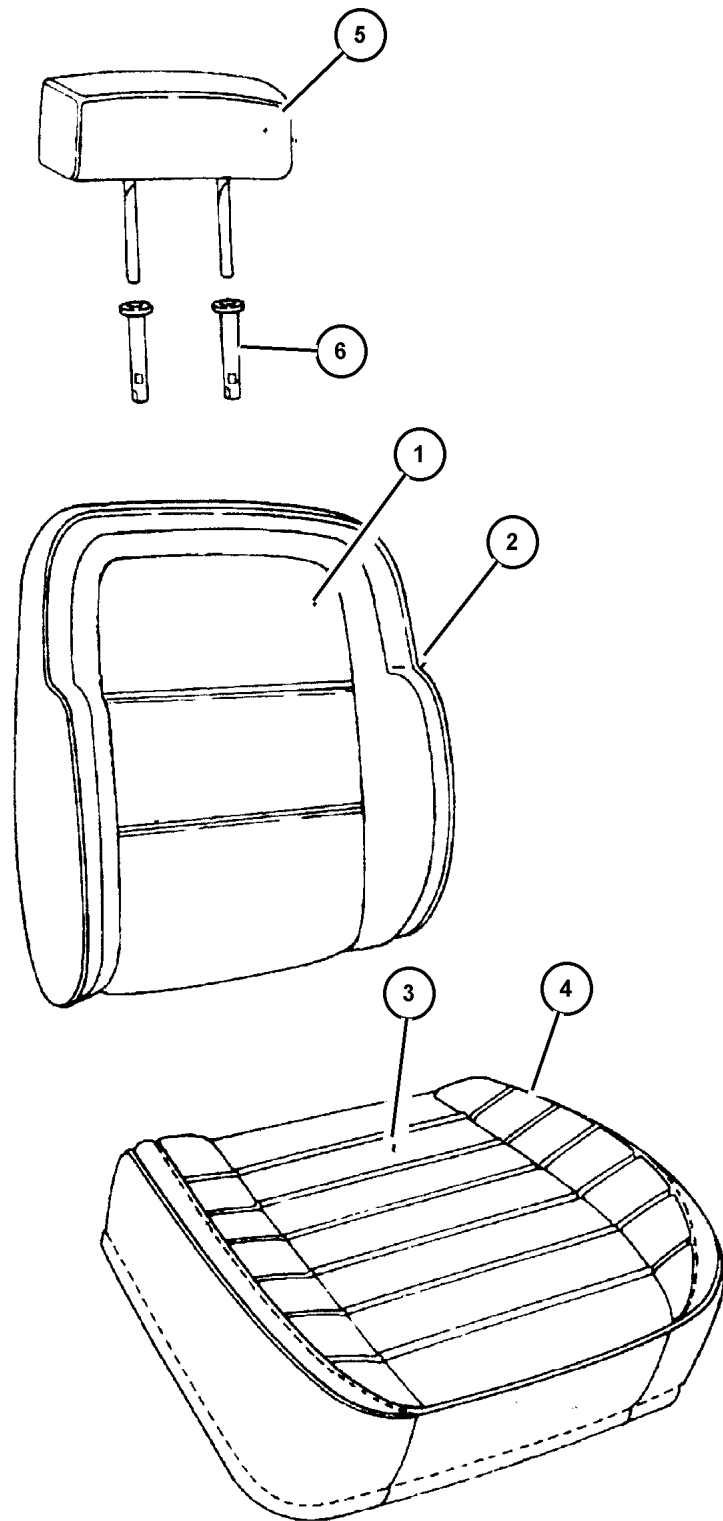
JEEP GRAND CHEROKEE (ZJ)

SERIES	LINE	BODY	ENGINE	TRANSMISSION
L = Low Line	J = 4WD T = 2WD	74 = 4 Door	ERH, ER0 = 4.0L Power Tech I-6. ELF, EL0 = 5.2L V8 MPI EML, EM0 = 5.9L V8 MPI	DGW = 4 Speed Auto. 44RE DGK = 4 Speed Auto. 42RE DGT = 4 Speed Auto. 46RE DG0 = All Speed Auto.

AR = Use as required - = Non illustrated part # = New this model year

October 20, 2004

**Front Seat, Trim Code [F5]
Figure IZJ-530**



ITEM	PART NUMBER	QTY	LINE	SERIES	BODY	ENGINE	TRANS	TRIM	DESCRIPTION
Note: [F5] Trim Code is Laredo Cloth									
1									COVER, Front Seat Back
	PM45 SAZ	2						F5	[AZ], Manual Seat
	PM45 SC3	2						F5	[C3], Manual Seat
	PM45 ST6	2						F5	[T6], Manual Seat
	PM47 SAZ	2						F5	[AZ], Power Seat
	PM47 SC3	2						F5	[C3], Power Seat
	PM47 ST6	2						F5	[T6], Power Seat
2									BACK, Front Seat
	PM92 SAZ	1						F5	[AZ], Right,Manual Seat
	PM92 SC3	1						F5	[C3], Right,Manual Seat
	PM92 ST6	1						F5	[T6], Right,Manual Seat
	PM93 SAZ	1						F5	[AZ], Left,Manual Seat
	PM93 SC3	1						F5	[C3], Left,Manual Seat
	PM93 ST6	1						F5	[T6], Left,Manual Seat
	PM98 SAZ	1						F5	[AZ], Right,Power Seat
	PM98 SC3	1						F5	[C3], Right,Power Seat
	PM98 ST6	1						F5	[T6], Right,Power Seat
	PM99 SAZ	1						F5	[AZ], Left,Power Seat
	PM99 SC3	1						F5	[C3], Left,Power Seat
	PM99 ST6	1						F5	[T6], Left,Power Seat
3									COVER AND PAD, Cushion
	PN06 SAZ	2						F5	[AZ], Up to 10-17-97, Right,Manual Seat
	PN06 SC3	2						F5	[C3], Up to 10-17-97, Right,Manual Seat
	PN06 ST6	2						F5	[T6], Up to 10-17-97, Right,Manual Seat
	PN07 SAZ	2						F5	[AZ], Up to 10-17-97, Left,Manual Seat
	PN07 SC3	2						F5	[C3], Up to 10-17-97, Left,Manual Seat
	PN07 ST6	2						F5	[T6], Up to 10-17-97, Left,Manual Seat
	PR00 SAZ	1						F5	[AZ], Up to 10-17-97, Right,Power Seat
	PR00 SC3	1						F5	[C3], Up to 10-17-97, Right,Power Seat
	PR00 ST6	1						F5	[T6], Up to 10-17-97, Right,Power Seat
	PR01 SAZ	1						F5	[AZ], Up to 10-17-97, Left,Power Seat

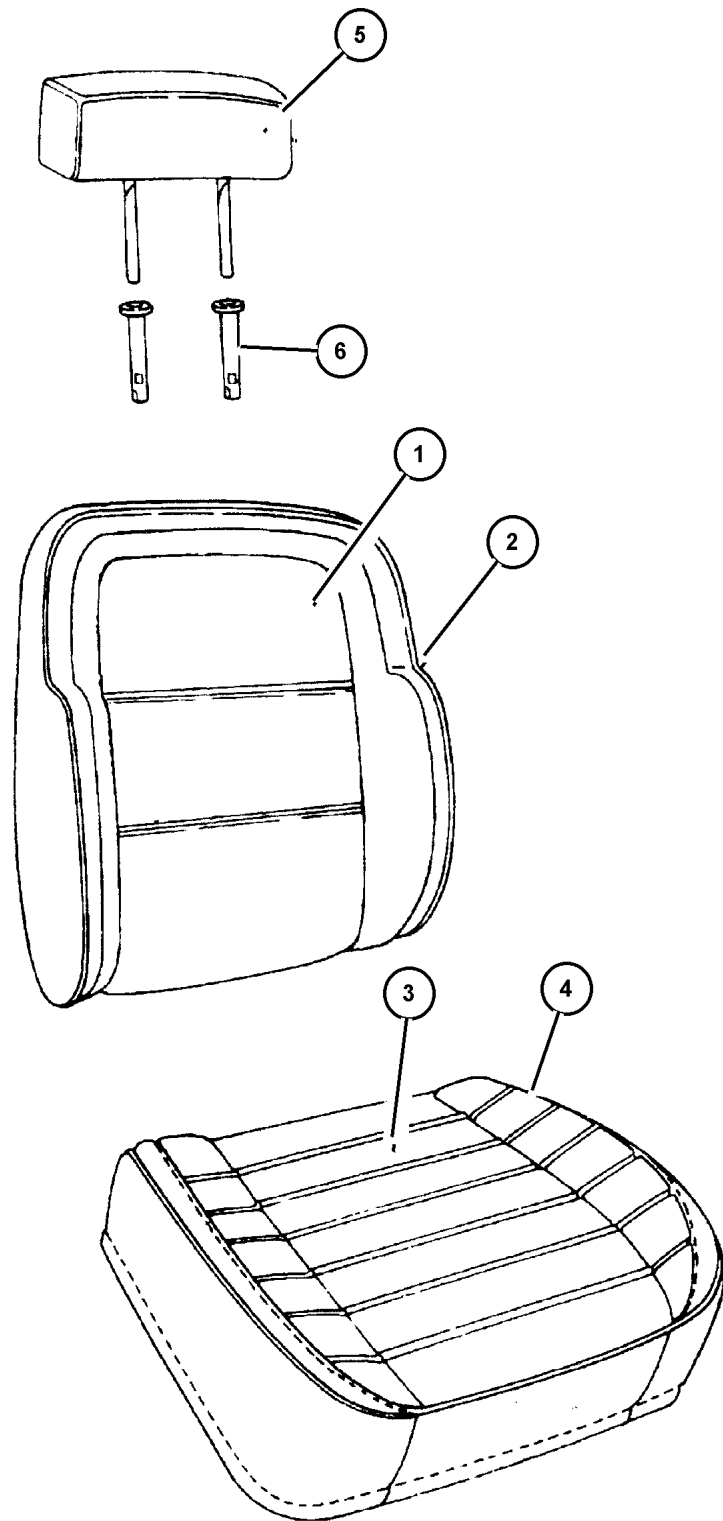
JEEP GRAND CHEROKEE (ZJ)

SERIES	LINE	BODY	ENGINE	TRANSMISSION
L = Low Line	J = 4WD T = 2WD	74 = 4 Door	ERH, ER0 = 4.0L Power Tech I-6. ELF, EL0 = 5.2L V8 MPI EML, EM0 = 5.9L V8 MPI	DGW = 4 Speed Auto. 44RE DGK = 4 Speed Auto. 42RE DGT = 4 Speed Auto. 46RE DGO = All Speed Auto.

AR = Use as required - = Non illustrated part # = New this model year

October 20, 2004

Front Seat, Trim Code [F5]
Figure IZJ-530



ITEM	PART NUMBER	QTY	LINE	SERIES	BODY	ENGINE	TRANS	TRIM	DESCRIPTION
	PR01 SC3	1						F5	[C3], Up to 10-17-97, Left,Power Seat
	PR01 ST6	1						F5	[T6], Up to 10-17-97, Left,Power Seat
	SC76 1T6AA	1						F5	[T6], After 10-17-97, Right,Manual Seat,Power Seat
	SC76 SAZAA	1						F5	[AZ], After 10-17-97, Right,Manual Seat,Power Seat
	SC76 SC3AA	1						F5	[C3], After 10-17-97, Right,Manual Seat,Power Seat
	SC77 1T6AA	1						F5	[T6], After 10-17-97, Left,Manual Seat,Power Seat
	SC77 SAZAA	1						F5	[AZ], After 10-17-97, Left,Manual Seat,Power Seat
	SC77 SC3AA	1						F5	[C3], After 10-17-97, Left,Manual Seat,Power Seat
4									FRAME, Front Seat
	4856 470	1						F5	Right
	4856 471	1						F5	Left
5									HEADREST
	PN15 SAZ	4						F5	[AZ]
	PN15 SC3	4						F5	[C3]
	PN15 ST6	4						F5	[T6]
6	4723 834	4						F5	CYLINDER, Headrest
-7									PAD, Heater
	4897 932AA	2						EL	Cushion
	4897 933AA	1						EL	Seat Back

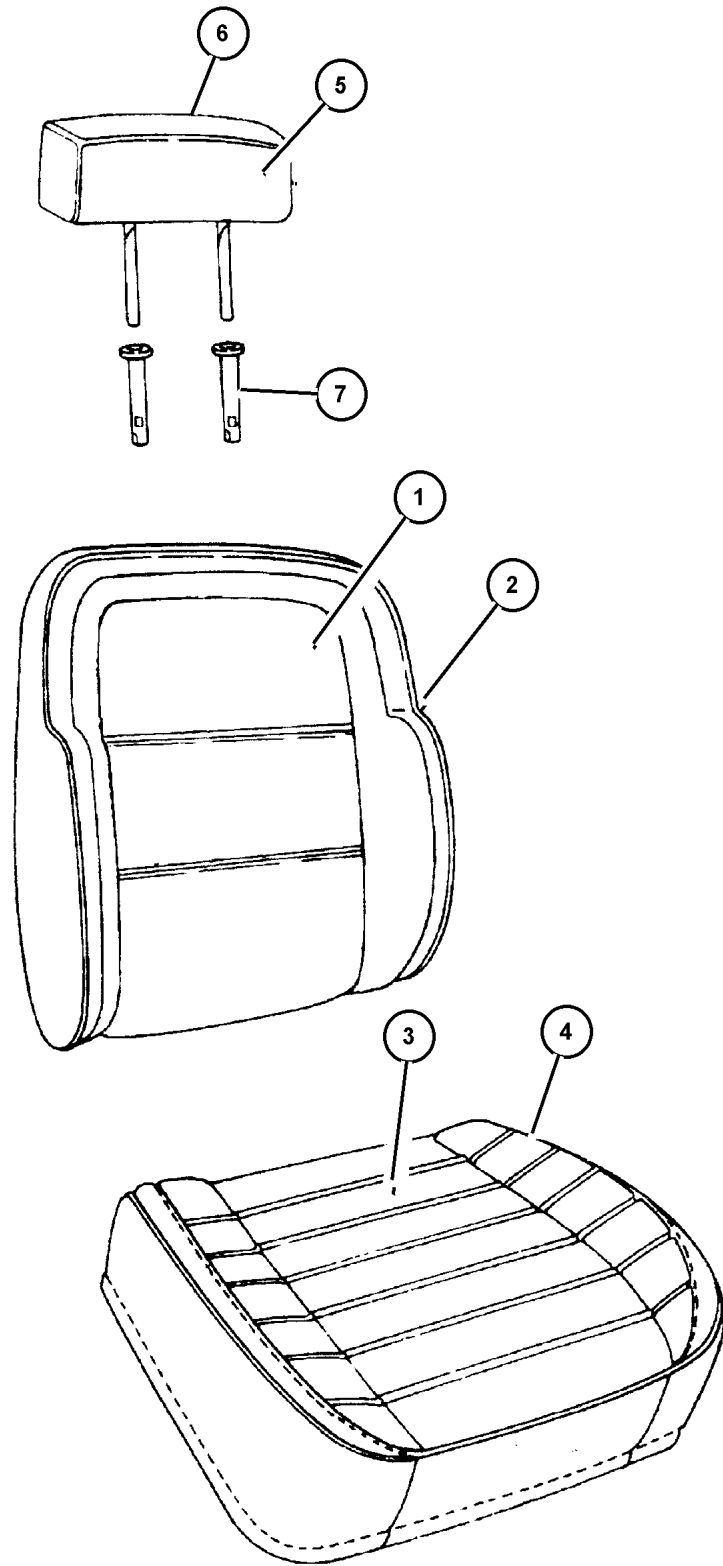
JEEP GRAND CHEROKEE (ZJ)

SERIES	LINE	BODY	ENGINE	TRANSMISSION
L = Low Line	J = 4WD T = 2WD	74 = 4 Door	ERH, ER0 = 4.0L Power Tech I-6. ELF, EL0 = 5.2L V8 MPI EML, EM0 = 5.9L V8 MPI	DGW = 4 Speed Auto. 44RE DGK = 4 Speed Auto. 42RE DGT = 4 Speed Auto. 46RE DGO = All Speed Auto.

AR = Use as required - = Non illustrated part # = New this model year

October 20, 2004

**Front Seat, Trim Codes [FL, GL, ML]
Figure IZJ-540**



ITEM	PART NUMBER	QTY	LINE	SERIES	BODY	ENGINE	TRANS	TRIM	DESCRIPTION
Notes:									
Trim Codes [FL] are Pour-in-Place Headrests and therefore no Headrest Covers Are Serviced.									
[FL] Trim Code is [TSi] Leather									
[GL] Trim Code is Orvis Leather									
[ML] Trim Code is Limited 5.9L Leather									
1									COVER, Front Seat Back
	RK31 1AZAA	2						FL	[AZ], Non-Heated
	RK36 1AZAA	2						FL	[AZ], Heated
	RN34 1AZAA	2						ML	[AZ]
	RA75 SJ4AA	2						GL	[TG]
2									BACK, Front Seat
	RK38 1AZAA	1						FL	[AZ], Non-Heated, Right
	RK39 1AZAA	1						FL	[AZ], Non-Heated, Left
	RK48 1AZAA	1						FL	[AZ], Heated, Right
	RK49 1AZAA	1						FL	[AZ], Heated, Left
	RN44 1AZAA	1						ML	[AZ], Right
	RN45 1AZAA	1						ML	[AZ], Left
	RA94 SJ4AA	1						GL	[TG], Right
	RA95 SJ4AA	1						GL	[TG], Left
3									COVER AND PAD, Cushion
	RK52 1AZAA	1						FL	[AZ], Non-Heated, Right
	RK53 1AZAA	1						FL	[AZ], Non-Heated, Left
	RK54 1AZAA	1						FL	[AZ], Heated, Right
	RK55 1AZAA	1						FL	[AZ], Heated, Left
	RN46 1AZAA	1						ML	[AZ], Right
	RN47 1AZAA	1						ML	[AZ], Left
	RA98 SJ4AA	1						GL	[TG], Right
	RA99 SJ4AA	1						GL	[TG], Left
4									FRAME, Front Seat
	4856 470	1						FL	Right
	4856 471	1						FL	Left
	4856 470	1						GL	Right
		1						ML	Right
	4856 471	1						GL	Left
		1						ML	Left
5									COVER, Seat Headrest
	RN36 1AZAA	4						ML	[AZ]
	PM50 SJ4	4						GL	[TG]
6									HEADREST
	PM90 SJ4	4						GL	[TG]
	PN14 1AZ	1						FL	[AZ]
	RN42 1AZAA	4						ML	[AZ]
7									CYLINDER, Headrest

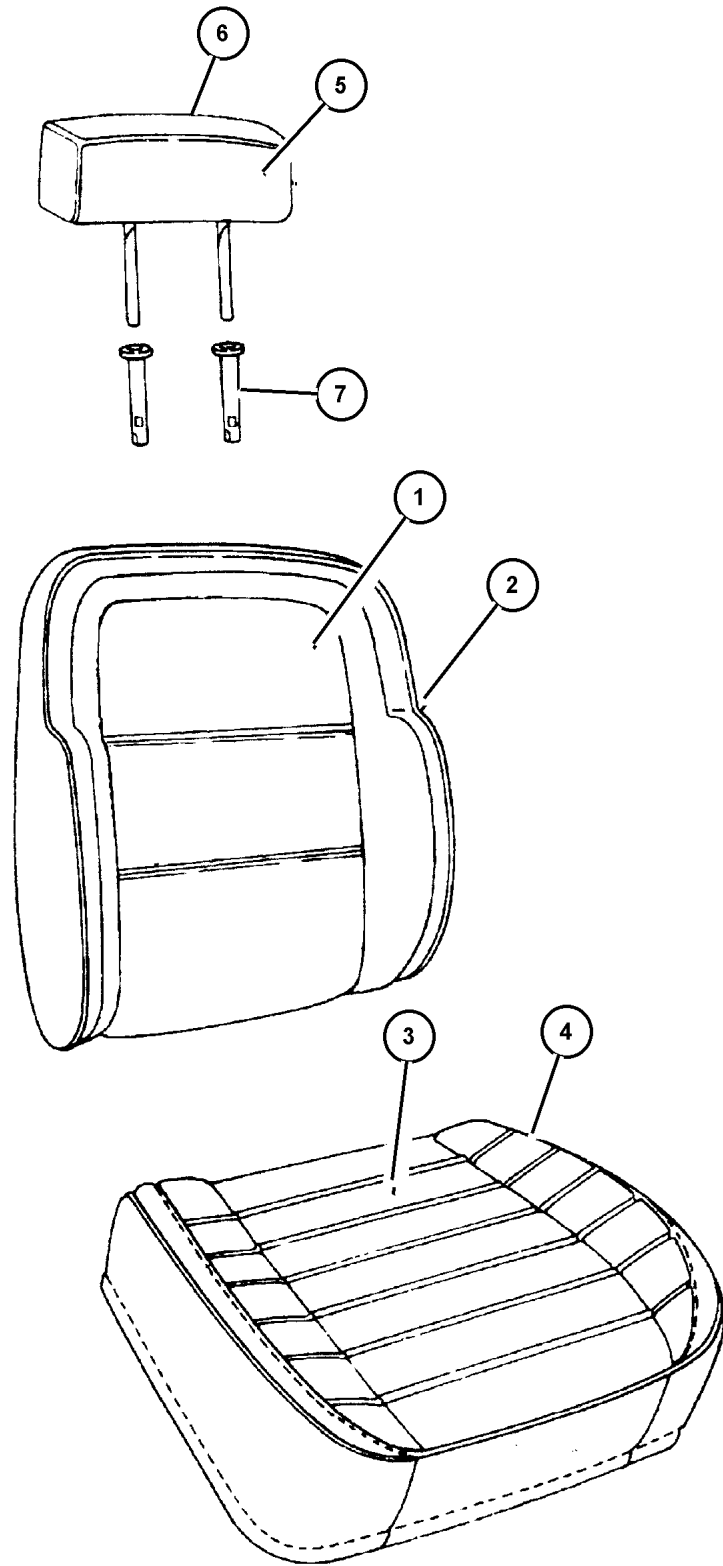
JEEP GRAND CHEROKEE (ZJ)

SERIES	LINE	BODY	ENGINE	TRANSMISSION
L = Low Line	J = 4WD T = 2WD	74 = 4 Door	ERH, ER0 = 4.0L Power Tech I-6. ELF, EL0 = 5.2L V8 MPI EML, EM0 = 5.9L V8 MPI	DGW = 4 Speed Auto. 44RE DGK = 4 Speed Auto. 42RE DGT = 4 Speed Auto. 46RE DGO = All Speed Auto.

AR = Use as required - = Non illustrated part # = New this model year

October 20, 2004

Front Seat, Trim Codes [FL, GL, ML]
Figure IZJ-540



ITEM	PART NUMBER	QTY	LINE	SERIES	BODY	ENGINE	TRANS	TRIM	DESCRIPTION
	4723 834	4						FL	
		4						GL	
		4						ML	
-8	5015 478AA	1						ML	REPAIR KIT, Heated Seat
		1						FL	
		1						GL	

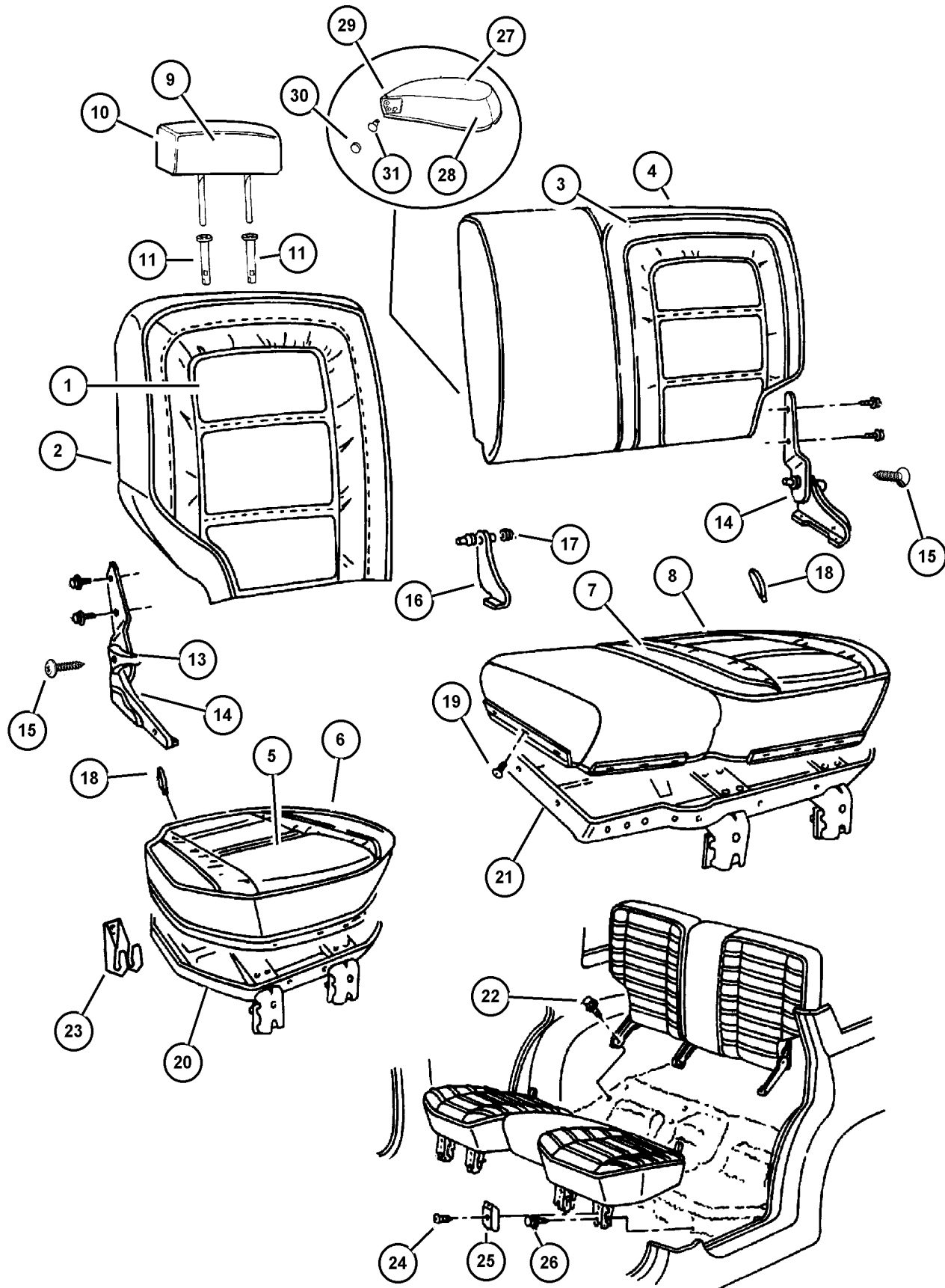
JEEP GRAND CHEROKEE (ZJ)

SERIES	LINE	BODY	ENGINE	TRANSMISSION
L = Low Line	J = 4WD T = 2WD	74 = 4 Door	ERH, ER0 = 4.0L Power Tech I-6. ELF, EL0 = 5.2L V8 MPI EML, EM0 = 5.9L V8 MPI	DGW = 4 Speed Auto. 44RE DGK = 4 Speed Auto. 42RE DGT = 4 Speed Auto. 46RE DGO = All Speed Auto.

AR = Use as required - = Non illustrated part # = New this model year

October 20, 2004

Rear Seat Figure IZJ-610



ITEM	PART NUMBER	QTY	LINE	SERIES	BODY	ENGINE	TRANS	TRIM	DESCRIPTION
------	-------------	-----	------	--------	------	--------	-------	------	-------------

The following Trim Codes [EL, FL, F5], have Pour-in-Place Headrest, therefore no covers will be serviced.

1									COVER, Rear Seat Back, 40%
	PM76 SC3	1						CL	[C3]
	PM76 SAZ	1						CL	[AZ]
	PM76 1T6	1						CL	[T6]
	PM78 1T6	1						EL	[T6]
	PM78 SAZ	1						EL	[AZ]
	PM70 SC3	1						F5	[C3]
	PM70 SAZ	1						F5	[AZ]
	PM70 1T6	1						F5	[T6]
	RK32 1AZAA	1						FL	[AZ]
	PM74 SJ4	1						GL	[TG]
	RN38 1AZAA	1						ML	[AZ]
2									SEAT BACK, Rear, 40%
	PN18 1T6	1						CL	[T6]
	PN18 SAZ	1						CL	[AZ]
	PN18 SC3	1						CL	[C3]
	PN22 SAZ	1						EL	[AZ]
	PN22 1T6	1						EL	[T6]
	PN24 SC3	4						F5	[C3]
	PN24 SAZ	4						F5	[AZ]
	PN24 1T6	4						F5	[T6]
	RK40 1AZAA	1						FL	[AZ]
	RN50 1AZAA	1						ML	[AZ]
	PN26 SJ4	1						GL	[TG]
3									COVER, Rear Seat Back, 60%
	PM77 SC3	1						CL	[C3]
	PM77 SAZ	1						CL	[AZ]
	PM77 1T6	1						CL	[T6]
	PM79 1T6	1						EL	[T6]
	PM79 SAZ	1						EL	[AZ]
	PM71 SC3	1						F5	[C3]
	PM71 1T6	1						F5	[T6]
	PM71 SAZ	1						F5	[AZ]
	RK33 1AZAA	1						FL	[AZ]
	PM75 SJ4	1						GL	[TG]
	RN39 1AZAA	1						ML	[AZ]
4									SEAT BACK, Rear, 60%, With Frame Pad and Cover
	PN19 1T6	1						CL	[T6]
	PN19 SAZ	1						CL	[AZ]
	PN19 SC3	1						CL	[C3]

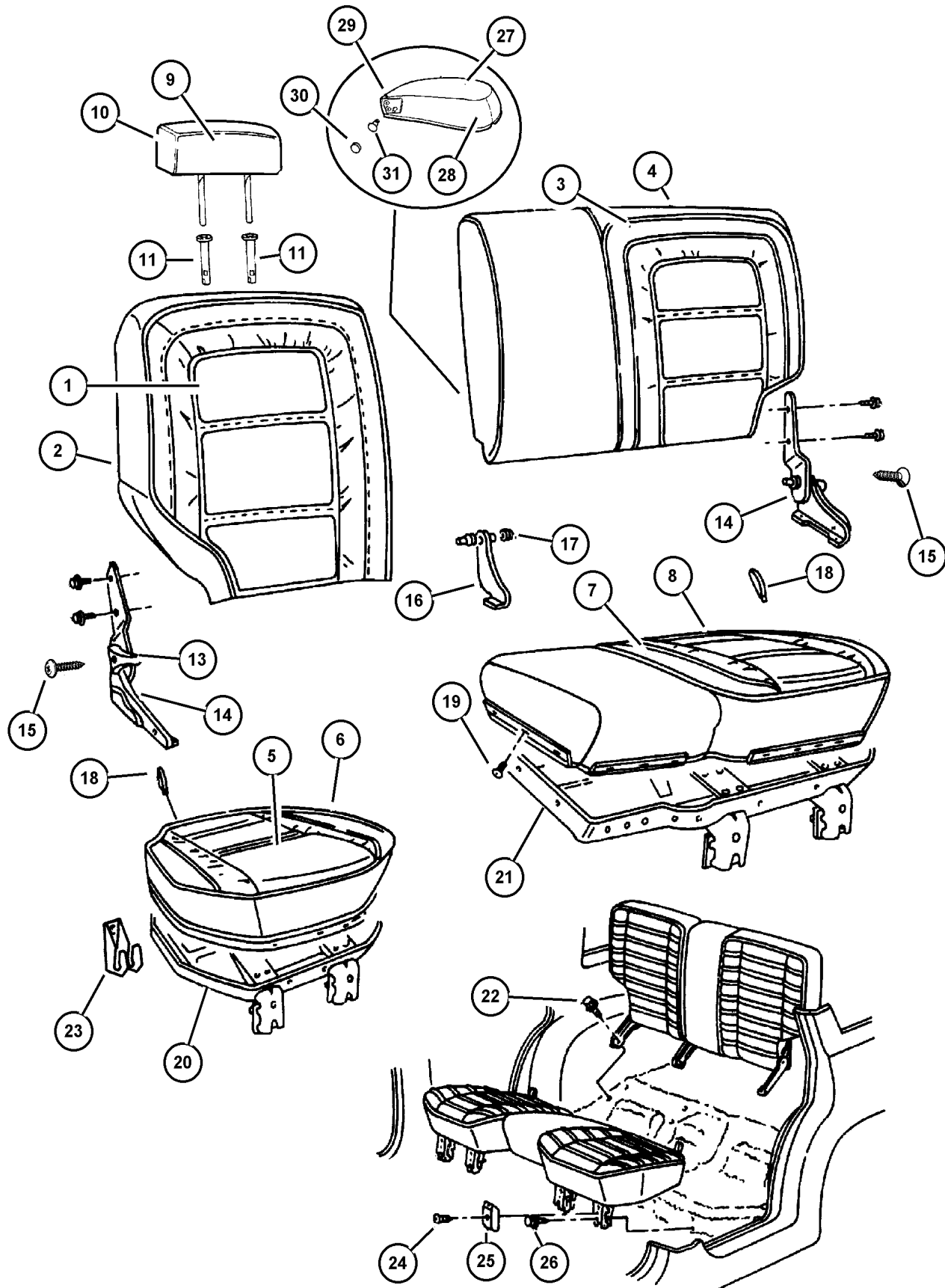
JEEP GRAND CHEROKEE (ZJ)

SERIES	LINE	BODY	ENGINE	TRANSMISSION
L = Low Line	J = 4WD T = 2WD	74 = 4 Door	ERH, ER0 = 4.0L Power Tech I-6. ELF, EL0 = 5.2L V8 MPI EML, EM0 = 5.9L V8 MPI	DGW = 4 Speed Auto. 44RE DGK = 4 Speed Auto. 42RE DGT = 4 Speed Auto. 46RE DG0 = All Speed Auto.

AR = Use as required - = Non illustrated part # = New this model year

October 20, 2004

Rear Seat Figure IZJ-610



ITEM	PART NUMBER	QTY	LINE	SERIES	BODY	ENGINE	TRANS	TRIM	DESCRIPTION
	PN23 SAZ	1						EL	[AZ]
	PN23 1T6	1						EL	[T6]
	PN25 SC3	4						F5	[C3]
	PN25 SAZ	4						F5	[AZ]
	PN25 1T6	4						F5	[T6]
	RK41 1AZAA	1						FL	[AZ]
	RN51 1AZAA	1						ML	[AZ]
	PN27 SJ4	1						GL	[TG]
5									COVER, Rear Seat Cushion, 40%
	PM82 ST6	1						CL	[T6]
	PM82 SC3	1						CL	[C3]
	PM82 SAZ	1						CL	[AZ]
	PM80 ST6	1						EL	[T6]
	PM80 SAZ	1						EL	[AZ]
	PM86 SAZ	1						F5	[AZ]
	PM86 SC3	1						F5	[C3]
	PM86 ST6	1						F5	[T6]
	RK34 1AZAA	1						FL	[AZ]
	PM84 SJ4	1						GL	[TG]
	RN40 1AZAA	1						ML	[AZ]
6									CUSHION ASSEMBLY, Rear Seat, 60%, With Frame Pad and Cover
	PN30 SAZ	1						CL	[AZ]
	PN30 SC3	1						CL	[C3]
	PN30 ST6	1						CL	[T6]
	PN34 ST6	1						EL	[T6]
	PN34 SAZ	1						EL	[AZ]
	PN40 ST6	4						F5	[T6]
	PN40 SC3	4						F5	[C3]
	PN40 SAZ	4						F5	[AZ]
	RK46 1AZAA	1						FL	[AZ]
	PN42 SJ4	1						GL	[TG]
	RN62 1AZAA	1						ML	[AZ]
7									COVER, Rear Seat Cushion, 60%
	PM83 ST6	1						CL	[T6]
	PM83 SC3	1						CL	[C3]
	PM83 SAZ	1						CL	[AZ]
	PM81 ST6	1						EL	[T6]
	PM81 SAZ	1						EL	[AZ]
	PM87 ST6	1						F5	[T6]
	PM87 SC3	1						F5	[C3]
	PM87 SAZ	1						F5	[AZ]

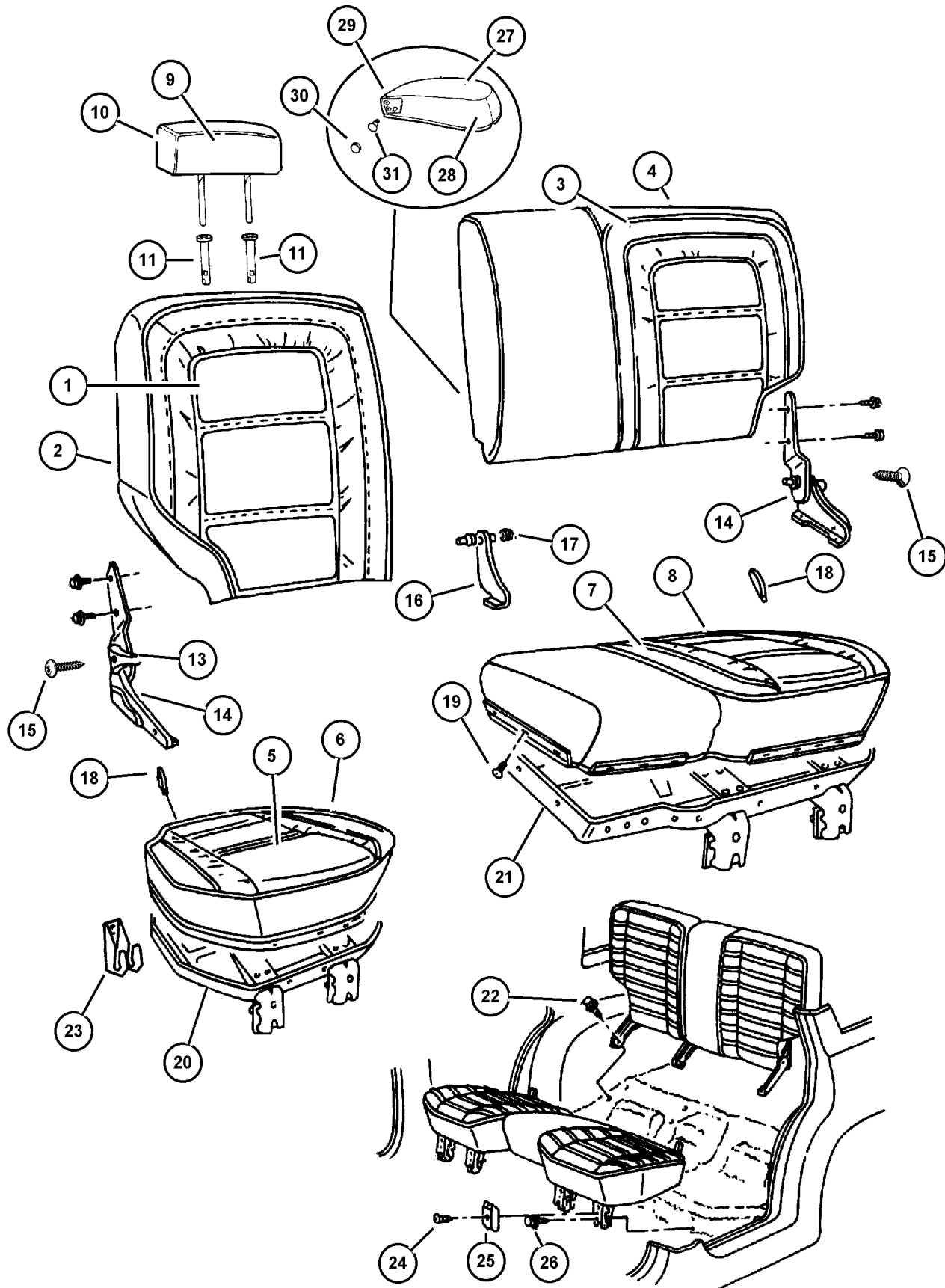
JEEP GRAND CHEROKEE (ZJ)

SERIES	LINE	BODY	ENGINE	TRANSMISSION
L = Low Line	J = 4WD T = 2WD	74 = 4 Door	ERH, ER0 = 4.0L Power Tech I-6. ELF, EL0 = 5.2L V8 MPI EML, EM0 = 5.9L V8 MPI	DGW = 4 Speed Auto. 44RE DGK = 4 Speed Auto. 42RE DGT = 4 Speed Auto. 46RE DGO = All Speed Auto.

AR = Use as required - = Non illustrated part # = New this model year

October 20, 2004

Rear Seat Figure IZJ-610



ITEM	PART NUMBER	QTY	LINE	SERIES	BODY	ENGINE	TRANS	TRIM	DESCRIPTION
	RK35 1AZAA	1						FL	[AZ]
	PM85 SJ4	1						GL	[TG]
	RN41 1AZAA	1						ML	[AZ]
8									CUSHION ASSEMBLY, Rear Seat, 60%, With Frame Pad and Cover
	PN31 SAZ	1						CL	[AZ]
	PN31 SC3	1						CL	[C3]
	PN31 ST6	1						CL	[T6]
	PN35 SAZ	1						EL	[AZ]
	PN35 ST6	1						EL	[T6]
	PN41 SC3	4						F5	[C3]
	PN41 SAZ	4						F5	[AZ]
	PN41 ST6	4						F5	[T6]
	RK47 1AZAA	1						FL	[AZ]
	PN43 SJ4	1						GL	[TG]
	RN63 1AZAA	1						ML	[AZ]
9									COVER, Seat Headrest
	PM50 SAZ	4						CL	[AZ]
	PM50 SC3	4						CL	[C3]
	PM50 ST6	4						CL	[T6]
	PM50 SJ4	4						GL	[TG]
	RN36 1AZAA	4						ML	[AZ]
10									HEADREST
	PM90 SAZ	4						CL	[AZ]
	PM90 SC3	4						CL	[C3]
	PM90 ST6	4						CL	[T6]
	PN14 SAZ	1						EL	[AZ]
	PN14 ST6	4						EL	[T6]
	PN15 SAZ	4						F5	[AZ]
	PN15 SC3	4						F5	[C3]
	PN15 ST6	4						F5	[T6]
	PN14 SAZ	1						FL	[AZ]
	PM90 SJ4	4						GL	[TG]
	RN42 1AZAA	4						ML	[AZ]
11									CYLINDER, Headrest, With Latch
	4723 834	1						CL	
		4						EL	
		1						F5	
		4						FL	
		4						GL	
		4						ML	

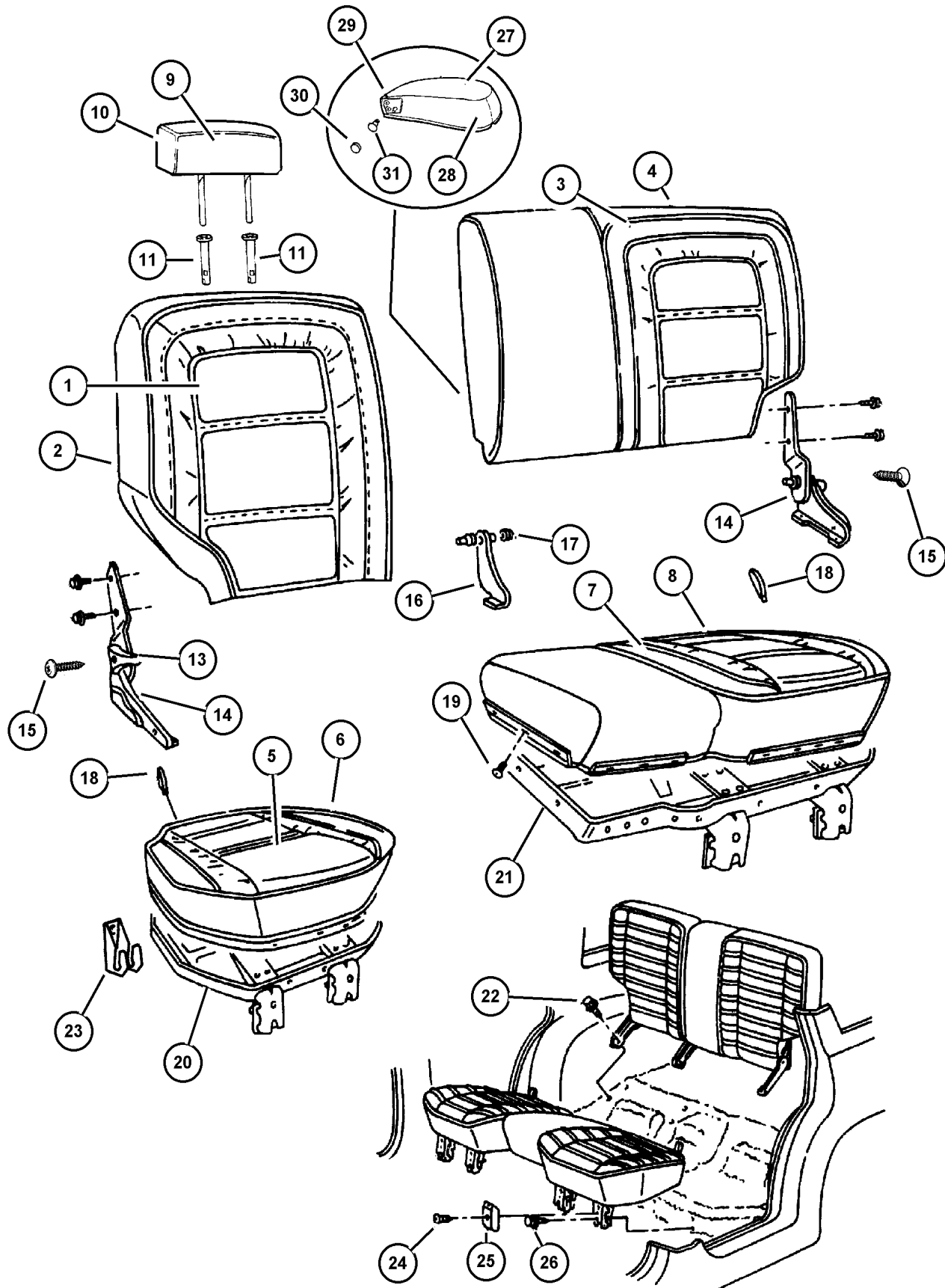
JEEP GRAND CHEROKEE (ZJ)

SERIES	LINE	BODY	ENGINE	TRANSMISSION
L = Low Line	J = 4WD T = 2WD	74 = 4 Door	ERH, ER0 = 4.0L Power Tech I-6. ELF, EL0 = 5.2L V8 MPI EML, EM0 = 5.9L V8 MPI	DGW = 4 Speed Auto. 44RE DGK = 4 Speed Auto. 42RE DGT = 4 Speed Auto. 46RE DG0 = All Speed Auto.

AR = Use as required - = Non illustrated part # = New this model year

October 20, 2004

Rear Seat Figure IZJ-610



ITEM	PART NUMBER	QTY	LINE	SERIES	BODY	ENGINE	TRANS	TRIM	DESCRIPTION
-12									CYLINDER, Headrest, Stowage Cylinder, Found in Rear Seat Cushion For Headrest Stowage
	4864 985	2						CL	
		2						EL	
		2						F5	
		2						FL	
		2						GL	
		2						ML	
13									HANDLE, Seat Release, Also Serviced With Latch
	4773 930	1						CL	Right
	4773 931	1						CL	Left
	4773 930	1						EL	Right
	4773 931	1						EL	Left
	4773 930	1						F5	Right
	4773 931	1						F5	Left
		1						FL	Left
	4773 930	1						FL	Right
		1						GL	Right
	4773 931	1						GL	Left
	4773 930	1						ML	Right
	4773 931	1						ML	Left
14									LATCH, Seat, Includes Latch, Handle, Cover and Rivnut
	4773 932	1						CL	Right
	4773 933	1						CL	Left
	4773 932	1						EL	Right
	4773 933	1						EL	Left
	4773 932	1						F5	Right
	4773 933	1						F5	Left
		1						FL	Left
	4773 932	1						FL	Right
		1						GL	Right
	4773 933	1						GL	Left
	4773 932	1						ML	Right
	4773 933	1						ML	Left
15									SCREW, Recliner Handle
	4713 800	2						CL	
		2						EL	
		2						F5	
		2						FL	

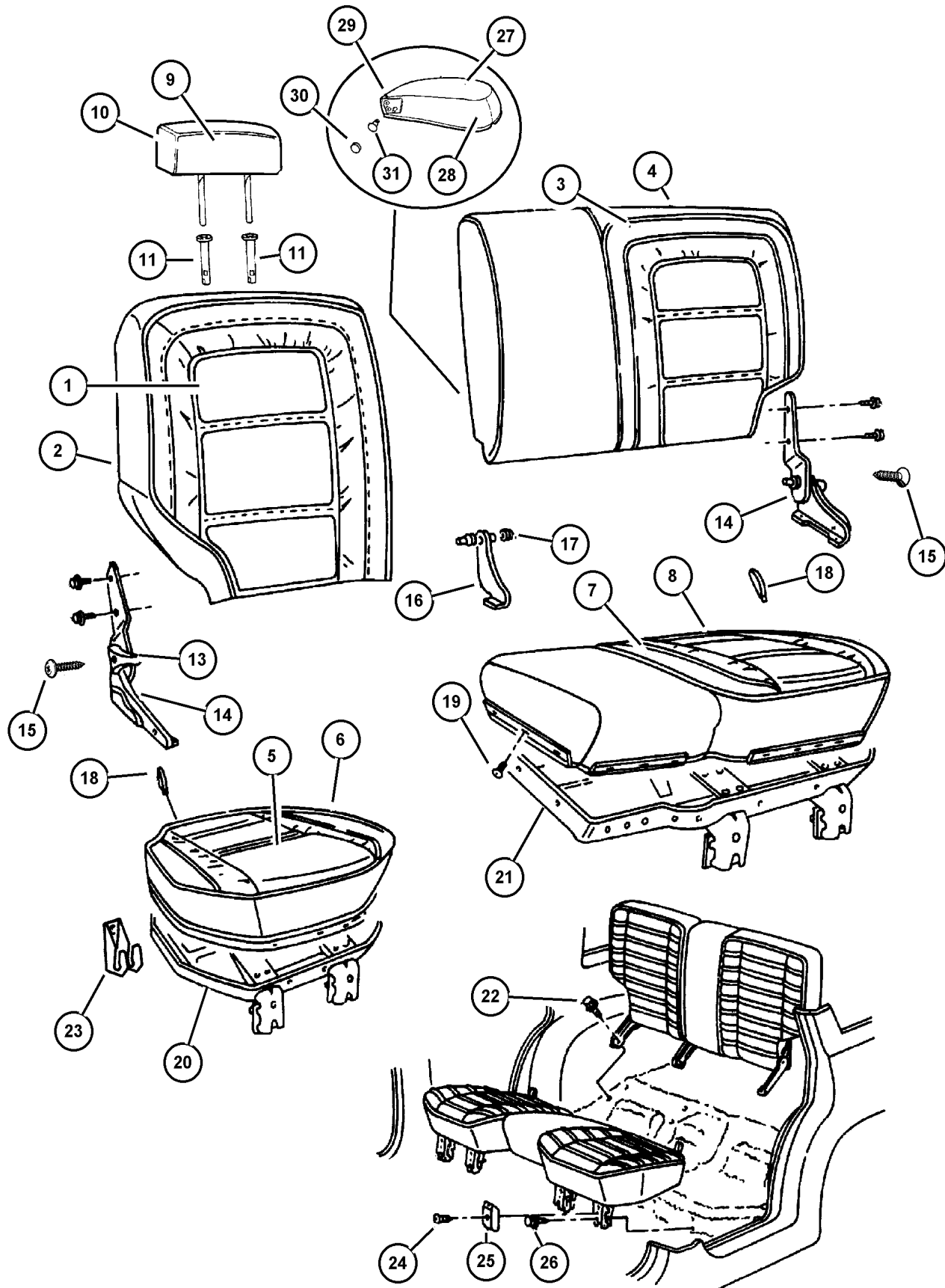
JEEP GRAND CHEROKEE (ZJ)

SERIES	LINE	BODY	ENGINE	TRANSMISSION
L = Low Line	J = 4WD T = 2WD	74 = 4 Door	ERH, ER0 = 4.0L Power Tech I-6. ELF, EL0 = 5.2L V8 MPI EML, EM0 = 5.9L V8 MPI	DGW = 4 Speed Auto. 44RE DGK = 4 Speed Auto. 42RE DGT = 4 Speed Auto. 46RE DG0 = All Speed Auto.

AR = Use as required - = Non illustrated part # = New this model year

October 20, 2004

Rear Seat Figure IZJ-610



ITEM	PART NUMBER	QTY	LINE	SERIES	BODY	ENGINE	TRANS	TRIM	DESCRIPTION	
16	4761 926	2						GL	BRACKET, Pivot, Center	
		2						ML		
		1								CL
		1								EL
		1								F5
		1								FL
		1								GL
17	4882 193	2						ML	GROMMET, Center Pivot	
		2						CL		
		2						EL		
		2						F5		
		2						FL		
		2						GL		
18	HC66 ST6 HC66 SC3 HC66 SAZ	2						ML	STRAP, Seat Pull	
		2						CL		
		2						CL		
		2						CL		
		2						EL		
		2						EL		
		2						F5		
		2						F5		
		2						FL		
		2						FL		
19	4720 778	44						ML	RETAINER, Cushion Cover	
		44						GL		
		44						EL		
		44						F5		
		44						FL		
		44						GL		
		44						ML		
20	4864 980	1						CL	PANEL, Seat Cushion Base, 40%	
		1						EL		
		1						F5		
		1						FL		
		1						GL		
		1						ML		
21		1					ML	PANEL, Seat Cushion Base, 60%		

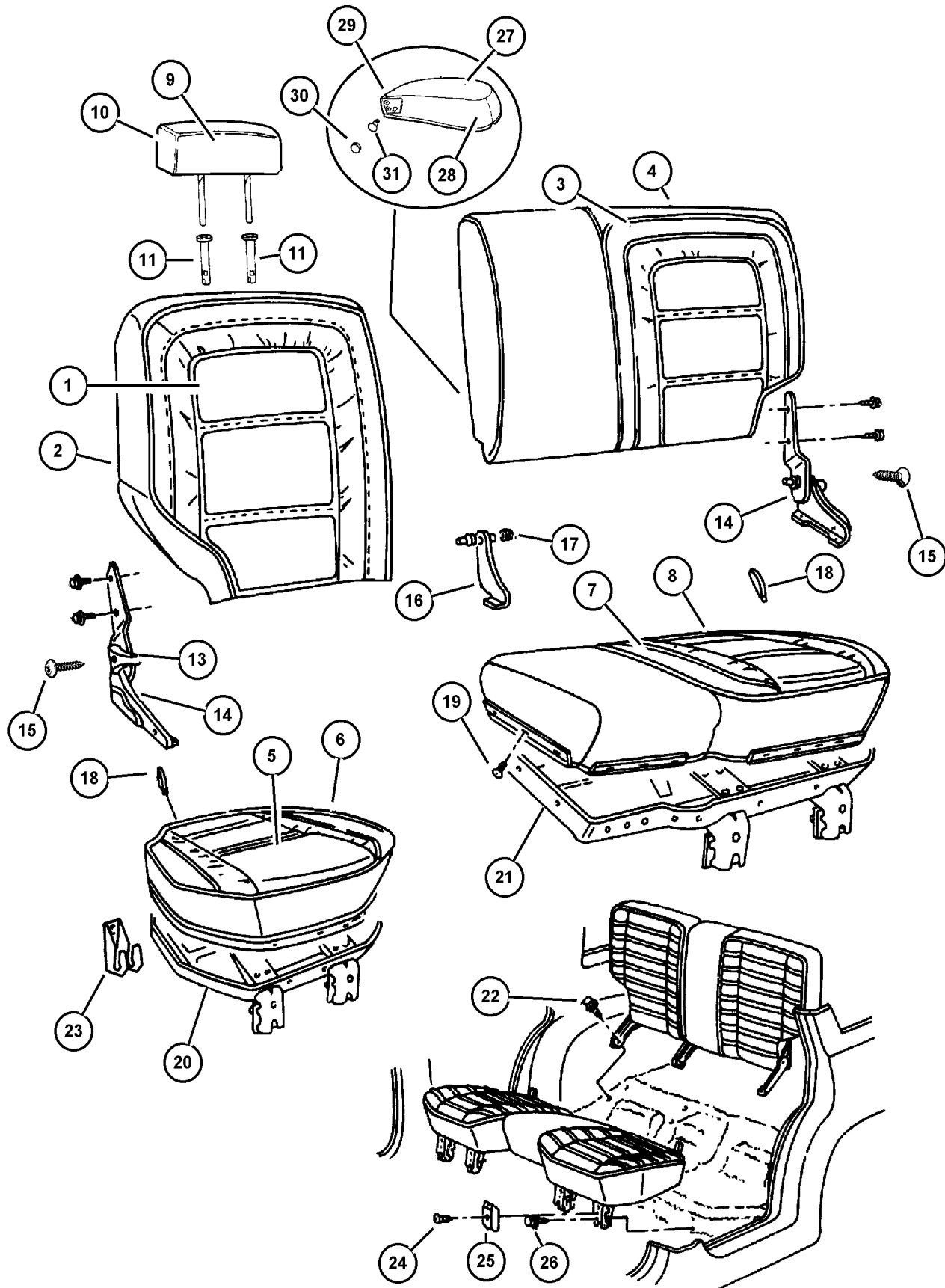
JEEP GRAND CHEROKEE (ZJ)

SERIES	LINE	BODY	ENGINE	TRANSMISSION
L = Low Line	J = 4WD T = 2WD	74 = 4 Door	ERH, ER0 = 4.0L Power Tech I-6. ELF, EL0 = 5.2L V8 MPI EML, EM0 = 5.9L V8 MPI	DGW = 4 Speed Auto. 44RE DGK = 4 Speed Auto. 42RE DGT = 4 Speed Auto. 46RE DG0 = All Speed Auto.

AR = Use as required - = Non illustrated part # = New this model year

October 20, 2004

Rear Seat Figure IZJ-610



ITEM	PART NUMBER	QTY	LINE	SERIES	BODY	ENGINE	TRANS	TRIM	DESCRIPTION
	4864 981	1						CL	
		1						EL	
		1						F5	
		1						FL	
		1						GL	
		1						ML	
22	6503 719	4							SCREW AND WASHER, Head Head Lock, M8-1.25x30.00
23	5519 5551	4							PLATE, Seat Cushion
24									SCREW, 8-18x.375, (NOT SERVICED) (Not Serviced)
25	5503 0548	4							COVER, Rear Seat Cushion Hinge
26	6100 558	8							BOLT AND CONED WASHER, Hex Head, M6x25x14
27	RN52 1AZAA	1						ML	ARMREST, Seat, [AZ]
28	RN49 1AZAA	1						ML	COVER, Seat Armrest, [AZ]
29									COVER, Seat Armrest, Hinge Cover
	5003 726AA	1						ML	Right
	5003 727AA	1						ML	Left
30	5003 728AA	2						ML	COVER, Seat Armrest, Pin Cover
31	5003 729AA	2						ML	BOLT, Armrest Pivot
-32	4728 952AB	1							ANCHOR PACKAGE, Child Seat Tether

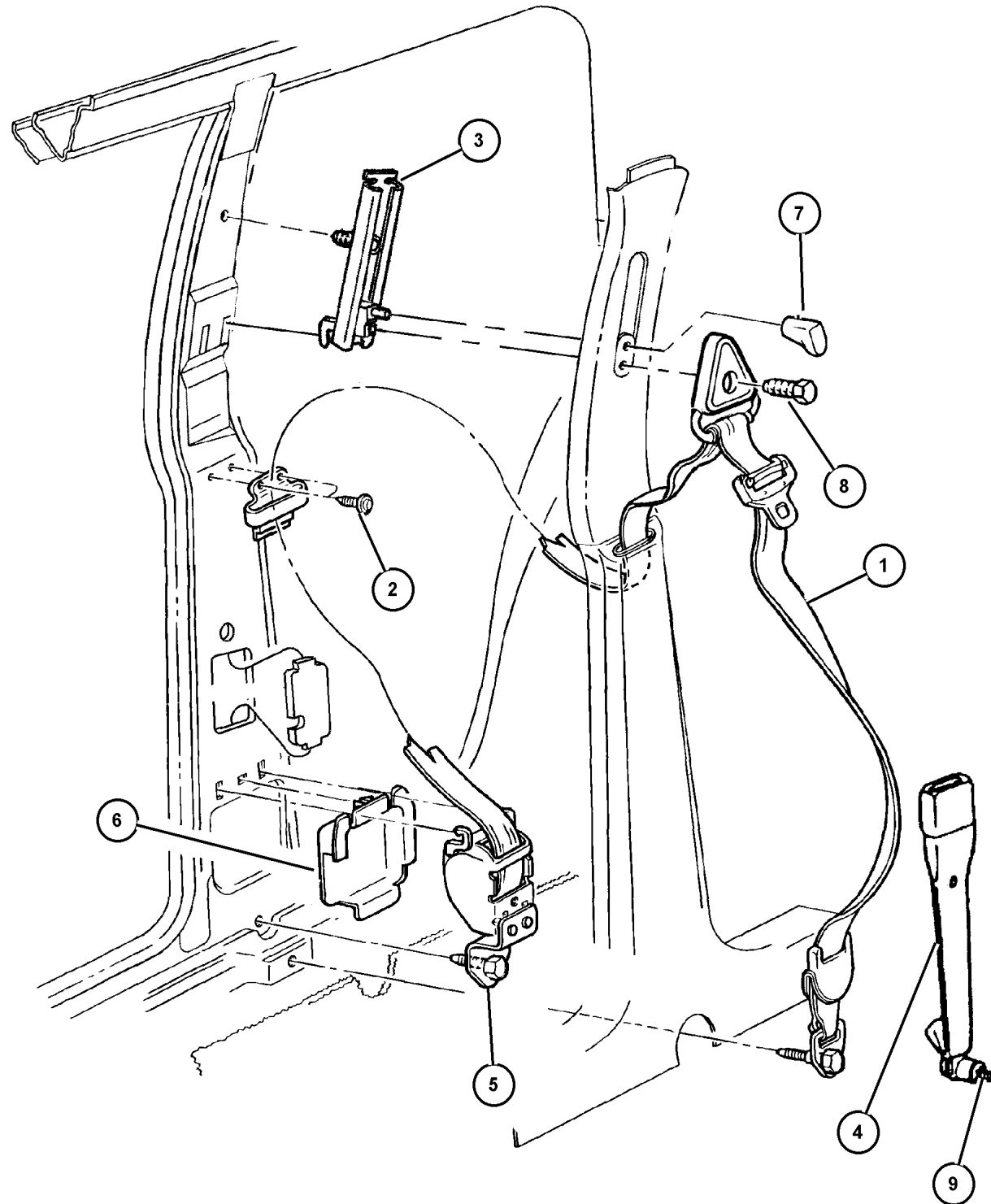
JEEP GRAND CHEROKEE (ZJ)

SERIES	LINE	BODY	ENGINE	TRANSMISSION
L = Low Line	J = 4WD T = 2WD	74 = 4 Door	ERH, ER0 = 4.0L Power Tech I-6. ELF, EL0 = 5.2L V8 MPI EML, EM0 = 5.9L V8 MPI	DGW = 4 Speed Auto. 44RE DGK = 4 Speed Auto. 42RE DGT = 4 Speed Auto. 46RE DGO = All Speed Auto.

AR = Use as required - = Non illustrated part # = New this model year

October 20, 2004

Seat Belts, Front Seat Figure IZJ-710



ITEM	PART NUMBER	QTY	LINE	SERIES	BODY	ENGINE	TRANS	TRIM	DESCRIPTION
1									SEAT BELT, Front Outer
	5FN8 3LAZ	1						O0	[AZ, C3], Left
	5FN8 3RT6	1						O0	[TJ, T6], Left
	5FG0 4SAZ	1						O0	[AZ, C3], Right
	5FG0 4ST6	1						O0	[TJ, T6], Right
2	6032 723	4							SCREW, Self Tapping, M4.2x1.69x19.05, Seat Belt to [B] Pillar
3	5519 6527	2							ADJUSTER, Seat Belt Turning Loop
4									SEAT BELT, Front Inner
	5EP2 0SAZ	1						CL	[AZ, C3], Right
	5EP2 0ST6	1						CL	[T6], Right
	5FP5 71AZ	1						CL	[AZ, C3], Left
	5FP5 71T6	1						CL	[T6], Left
	5EP2 0SAZ	1						EL	[AZ], Right
	5EP2 0ST6	1						EL	[T6], Right
	5FP5 71AZ	1						EL	[AZ], Left
	5FP5 71T6	1						EL	[T6], Left
	5EP2 0SAZ	1						F5	[AZ, C3], Right
	5EP2 0ST6	1						F5	[T6], Right
	5FP5 71AZ	1						F5	[AZ, C3], Left
	5FP5 71T6	1						F5	[T6], Left
	5EP2 0SAZ	1						FL	[AZ], Right
	5FP5 71AZ	1						FL	[AZ], Left
	5EP2 0ST6	1						GL	[TG], Right
	5FP5 71T6	1						GL	[TG], Left
	5EP2 0SAZ	1						ML	[AZ], Right
	5FP5 71AZ	1						ML	[AZ], Left
5	6034 383	1						O0	SCREW, Pan Head, .437-20x1.5
6									SHIELD, Seat Belt Retractor
	5531 4564	1							Right
	5531 4565	1							Left
7	4645 780	2							KNOB, Seat Belt Adjuster
8	6035 763	2							SCREW, Turn Loop Attach, .437-20x1.23
9									BOLT, Seat Belt, Traveling Inboard Buckle Attaching, Front
	4874 129	2						CL	
		2						EL	
		2						F5	
		2						FL	
		2						GL	
		2						ML	
-10	4740 415	1							EXTENDER, Seat Belt

JEEP GRAND CHEROKEE (ZJ)

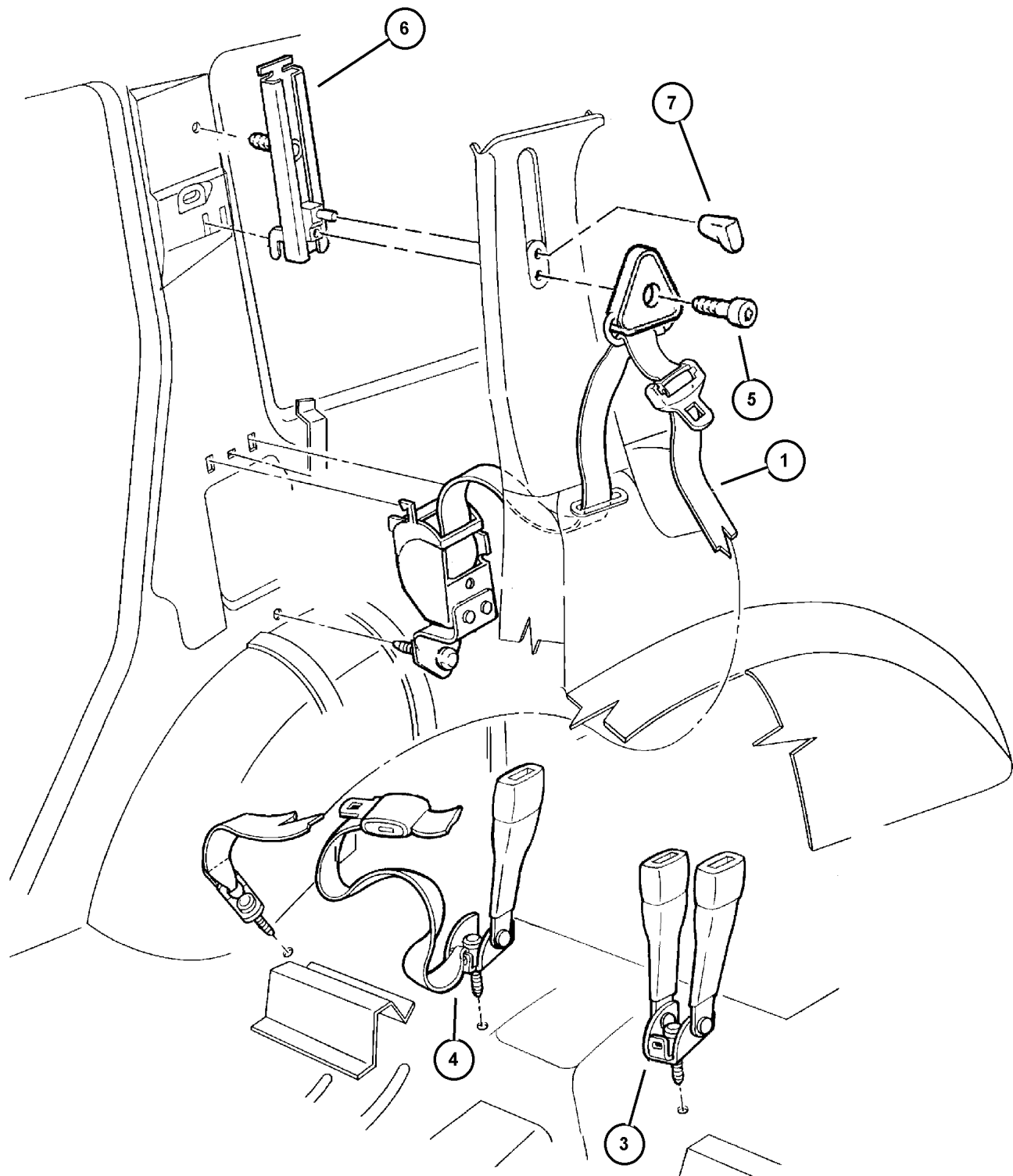
SERIES	LINE	BODY	ENGINE	TRANSMISSION
L = Low Line	J = 4WD T = 2WD	74 = 4 Door	ERH, ER0 = 4.0L Power Tech I-6. ELF, EL0 = 5.2L V8 MPI EML, EM0 = 5.9L V8 MPI	DGW = 4 Speed Auto. 44RE DGK = 4 Speed Auto. 42RE DGT = 4 Speed Auto. 46RE DGO = All Speed Auto.

AR = Use as required - = Non illustrated part # = New this model year

October 20, 2004

Seat Belts, Rear Seat Figure IZJ-720

ITEM	PART NUMBER	QTY	LINE	SERIES	BODY	ENGINE	TRANS	TRIM	DESCRIPTION
1									SEAT BELT, Rear
	5EW6 8SAZ	1						O0	[AZ, C3], Right
	5EW6 8ST6	1						O0	[T6, TJ], Right
	5EW6 9SAZ	1						O0	[AZ, C3], Left
	5EW6 9ST6	1						O0	[T6, TJ], Left
-2	6034 459	1						O0	SCREW, Pan Head, .437-20x1.875
3									SEAT BELT, Rear Lap Buckle, Includes 2 Buckles With Mounting Bolts
	5EB6 1RAZ	1						O0	[AZ, C3]
	5EB6 1ST6	1						O0	[T6, TJ]
4									SEAT BELT, Rear Inner, Tip and Buckle With Mounting Bolts
	5EB6 0RAZ	1						O0	[AZ, C3]
	5EB6 0ST6	1						O0	[T6, TJ]
5	6035 763	2							SCREW, .437-20x1.23
6	5519 6527	2							ADJUSTER, Seat Belt Turning Loop
7	4645 780	2							KNOB, Seat Belt Adjuster

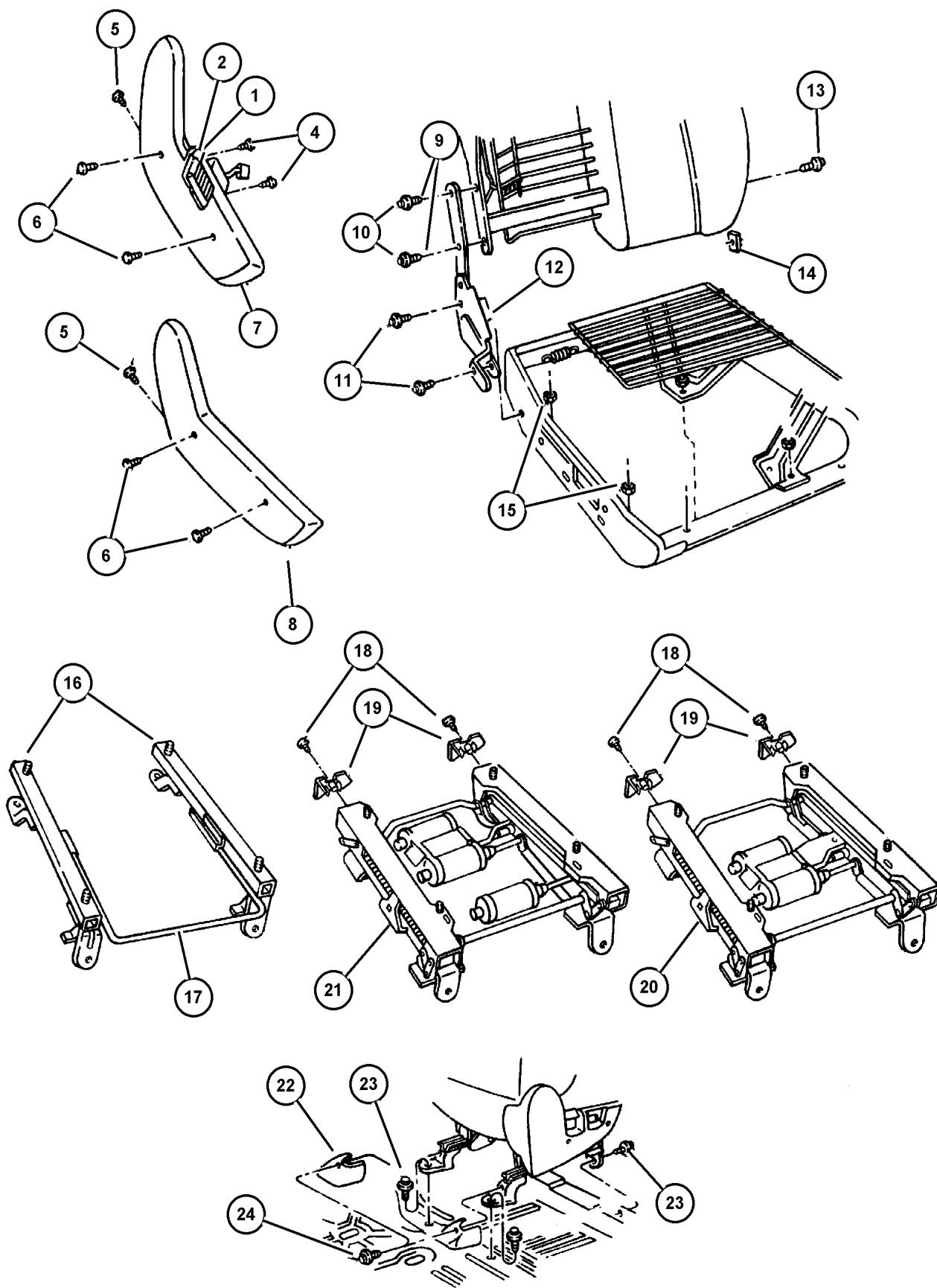


JEEP GRAND CHEROKEE (ZJ)				
SERIES	LINE	BODY	ENGINE	TRANSMISSION
L = Low Line	J = 4WD T = 2WD	74 = 4 Door	ERH, ER0 = 4.0L Power Tech I-6. ELF, EL0 = 5.2L V8 MPI EML, EM0 = 5.9L V8 MPI	DGW = 4 Speed Auto. 44RE DGK = 4 Speed Auto. 42RE DGT = 4 Speed Auto. 46RE DGO = All Speed Auto.

AR = Use as required - = Non illustrated part # = New this model year

October 20, 2004

Recliner And Seat Track, Front Seat Figure IZJ-810



ITEM	PART NUMBER	QTY	LINE	SERIES	BODY	ENGINE	TRANS	TRIM	DESCRIPTION
1									SWITCH, Seat
	4601 756	1						CL	Right
	4601 757	1						CL	Left
	4601 756	1						EL	Right
	4601 757	1						EL	Left
	4601 756	1						F5	Right
	4601 757	1						F5	Left
		1						GL	Left
	4601 756	1						GL	Right
	4601 757	1						ML	Left
	4601 756	1						ML	Right
2									SWITCH, 1 Gang
	5604 2064	2						CL	
		2						EL	
		2						F5	
		2						FL	
		2						GL	
		2						ML	
-3									KNOB, Power Seat Switch
	4607 042	1						CL	Right
	4607 043	1						CL	Left
	4607 044	1						CL	Recliner, Right
	4607 045	1						CL	Recliner, Left
	4607 042	1						EL	Right
	4607 043	1						EL	Left
	4607 044	1						EL	Recliner, Right
	4607 045	1						EL	Recliner, Left
	4607 042	1						F5	Right
	4607 043	1						F5	Left
	4607 044	1						F5	Recliner, Right
	4607 045	1						F5	Recliner, Left
	4607 042	1						FL	Right
	4607 045	1						FL	Recliner, Left
	4607 044	1						FL	Recliner, Right
	4607 043	1						FL	Left
	4607 042	1						GL	Right
	4607 043	1						GL	Left
	4607 045	1						GL	Recliner, Left
	4607 044	1						GL	Recliner, Right
	4607 043	1						ML	Left
	4607 044	1						ML	Recliner, Right
	4607 045	1						ML	Recliner, Left

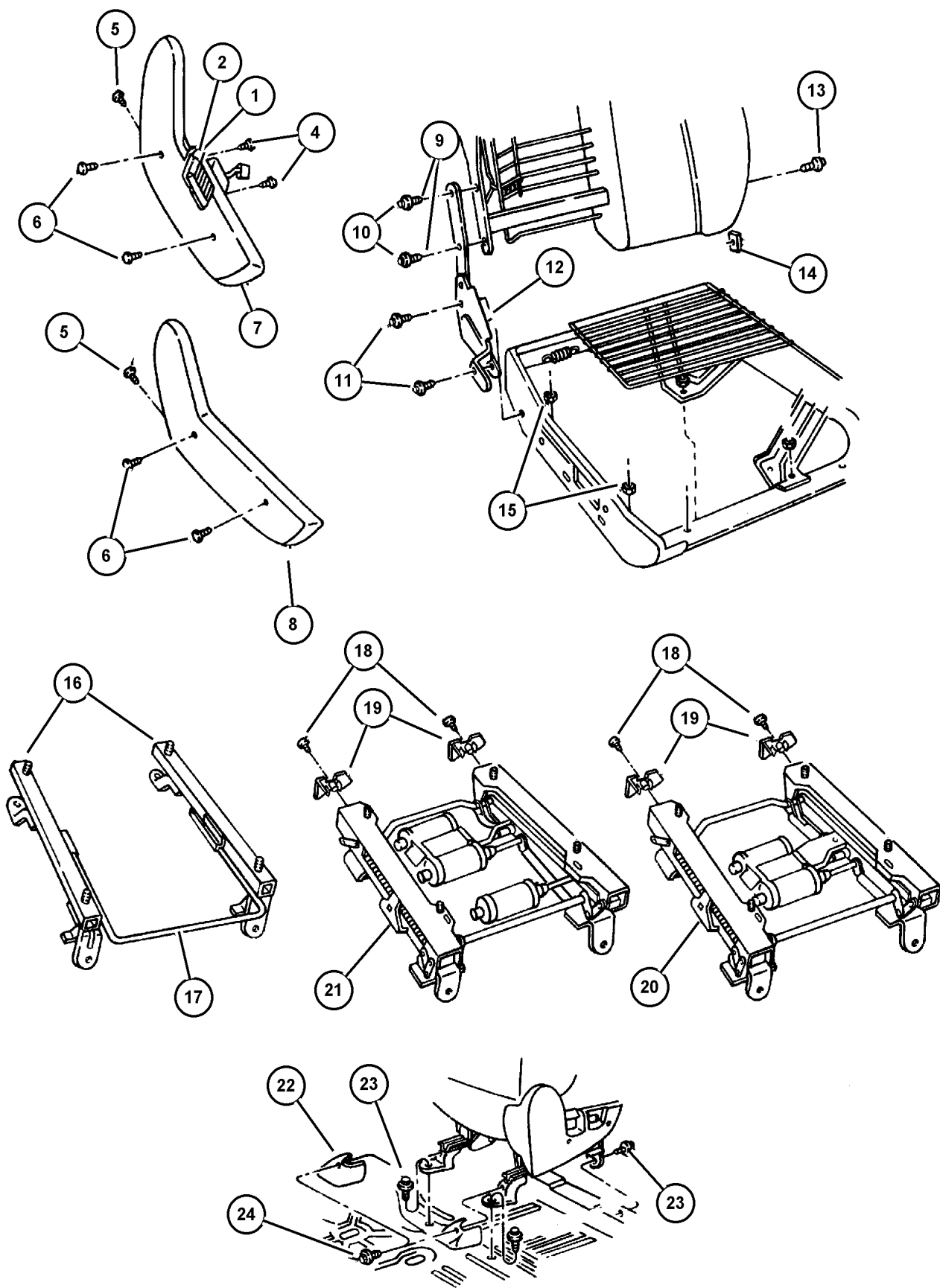
JEEP GRAND CHEROKEE (ZJ)

SERIES	LINE	BODY	ENGINE	TRANSMISSION
L = Low Line	J = 4WD T = 2WD	74 = 4 Door	ERH, ER0 = 4.0L Power Tech I-6. ELF, EL0 = 5.2L V8 MPI EML, EM0 = 5.9L V8 MPI	DGW = 4 Speed Auto. 44RE DGK = 4 Speed Auto. 42RE DGT = 4 Speed Auto. 46RE DGO = All Speed Auto.

AR = Use as required - = Non illustrated part # = New this model year

October 20, 2004

Recliner And Seat Track, Front Seat Figure IZJ-810



ITEM	PART NUMBER	QTY	LINE	SERIES	BODY	ENGINE	TRANS	TRIM	DESCRIPTION
	PJ63 SAZ	1						F5	[AZ], Left
	PJ63 SC3	1						F5	[C3], Left
	PJ63 ST6	1						F5	[T6], Left
9	4720 768	4						F5	BOLT, Recliner to Seat Back, Manual Seat
10									BOLT
	4882 903	4						CL	Power Seat
		4						EL	Power Seat
		4						FL	Power Seat
11								GL	Power Seat
		4						ML	Power Seat
									BOLT, Recliner To Cushion, Front Seat
	4796 793	4						CL	
		4						EL	
		4						F5	
		4						FL	
		4						GL	
		4						ML	
12									RECLINER, Seat Back
	4864 861	1						CL	With Memory, Power Seat,Left
	4856 748	1						CL	Power Seat,Right
		1						EL	Power Seat,Right
	4856 749	1						EL	Power Seat,Left
	4796 714	1						F5	Includes Handle, Manual Seat, Right
	4796 715	1						F5	Includes Handle, Manual Seat,Left
	4856 748	1						F5	Power Seat,Right
	4856 749	1						F5	Power Seat,Left
	4856 748	1						FL	Power Seat,Right
	4856 749	1						FL	Power Seat,Left
	4856 748	1						GL	Power Seat,Right
	4856 749	1						GL	Power Seat,Left
	4864 861	1						GL	With Memory, Power Seat,Left
	4856 748	1						ML	Power Seat,Right
	4864 861	1						ML	With Memory, Power Seat,Left
13									BOLT, Shoulder, I.B.-Back To Cushion-Pivot
	4797 554	2						CL	
		2						EL	
		2						F5	
		2						FL	

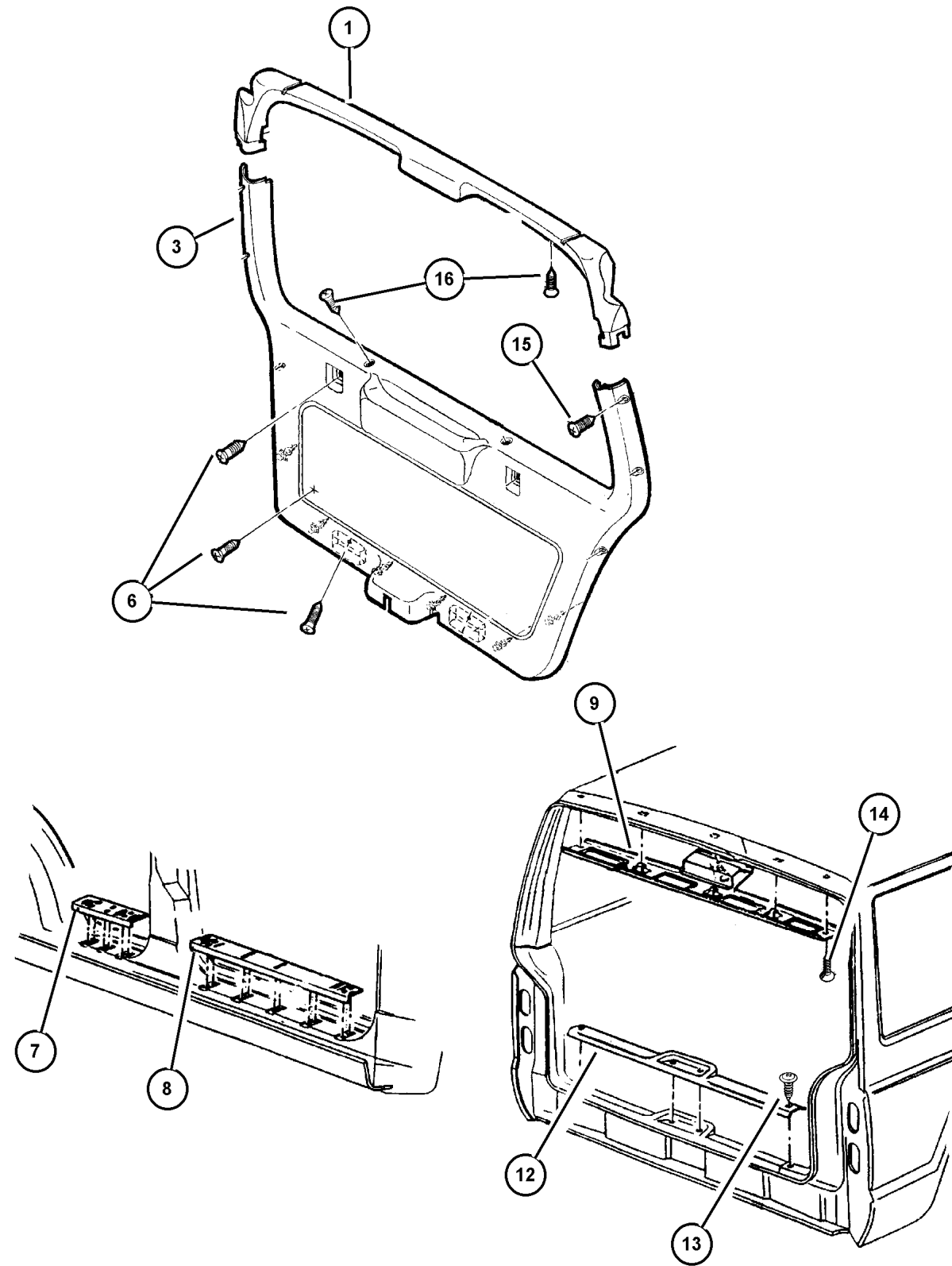
JEEP GRAND CHEROKEE (ZJ)

SERIES	LINE	BODY	ENGINE	TRANSMISSION
L = Low Line	J = 4WD T = 2WD	74 = 4 Door	ERH, ER0 = 4.0L Power Tech I-6. ELF, EL0 = 5.2L V8 MPI EML, EM0 = 5.9L V8 MPI	DGW = 4 Speed Auto. 44RE DGK = 4 Speed Auto. 42RE DGT = 4 Speed Auto. 46RE DGO = All Speed Auto.

AR = Use as required - = Non illustrated part # = New this model year

October 20, 2004

**Panels, Liftgate and Scuff Plate
Figure IZJ-1010**



ITEM	PART NUMBER	QTY	LINE	SERIES	BODY	ENGINE	TRANS	TRIM	DESCRIPTION
1									PANEL, Liftgate
	5FC72 LAZAB	1						O0	[AZ]
	5FC72 RC3AB	1						O0	[C3]
	5FC72 RT6AB	1						O0	[T6]
-2	6504 188	2						O0	PIN, Push
3									PANEL, Liftgate Lower
	5EZ5 0SAZ	1						O0	[AZ]
	5EZ5 0SC3	1						O0	[C3]
	5EZ5 01T9	1						O0	[T6]
-4	3420 2599	2						O0	FASTENER, Trim Panel Attaching
-5	6502 991	4						O0	FASTENER, M7.1 Hole Push In
6	6032 723	2							SCREW, Self Tapping, M4.2x1.69x19.05, Trim Panel Attaching
7									PLATE, Rear Door Scuff
	5503 0746	1							Right
	5503 0747	1							Left
8									PLATE, Front Door Scuff
	5503 0744	1							Right
	5503 0745	1							Left
9	5FM3 9SAZ	1						O0	PANEL, Liftgate, Liftgate Opening Upper (includes lamp assembly with bulb, louvers and clips), Paint as Required
-10	5CU0 0SAZ	4						O0	LOUVER, Liftgate, Liftgate Opening Moulding, Paint as Required
-11	L000 0561	1						O0	BULB, 561, Liftgate Opening Moulding Lamp
12									PANEL, Liftgate Opening
	5DG7 1SAZ	1						O0	[AZ], Lower
	5DG7 1SC3	1						O0	[C3], Lower
	5DG7 1ST6	1						O0	[TJ, T6], Lower
13	6033 718	4							SCREW, Tapping, .19-16x.625
14	0153 459	2							SCREW, Oval Head, .164-18x1
15	0154 792	6							SCREW
16									SCREW, (NOT SERVICED) (Not Serviced)
-17	5521 6485	1							INSULATION, liftgate, Water Shield

JEEP GRAND CHEROKEE (ZJ)

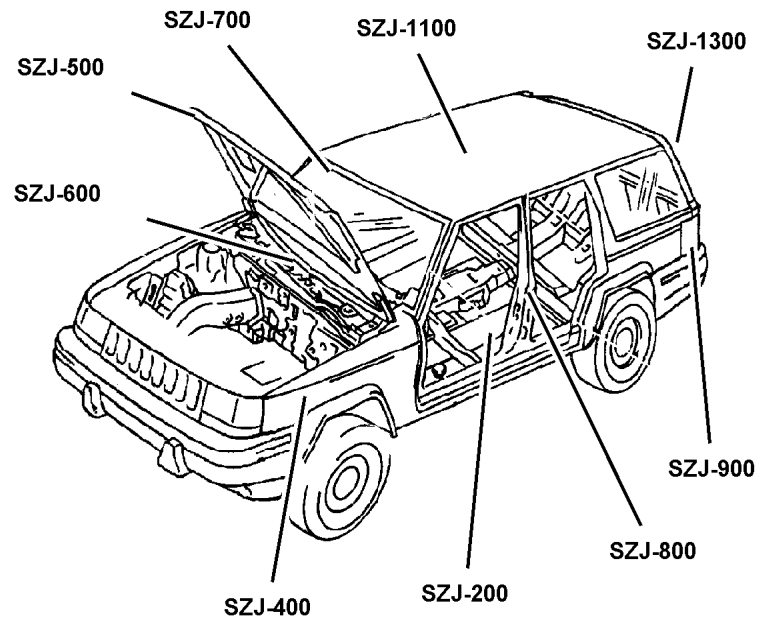
SERIES	LINE	BODY	ENGINE	TRANSMISSION
L = Low Line	J = 4WD T = 2WD	74 = 4 Door	ERH, ER0 = 4.0L Power Tech I-6. ELF, EL0 = 5.2L V8 MPI EML, EM0 = 5.9L V8 MPI	DGW = 4 Speed Auto. 44RE DGK = 4 Speed Auto. 42RE DGT = 4 Speed Auto. 46RE DGO = All Speed Auto.

AR = Use as required - = Non illustrated part # = New this model year

October 20, 2004

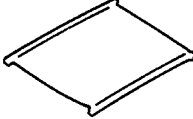

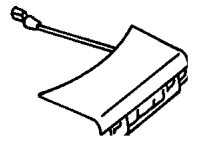

Group - SZJ

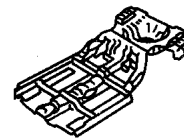





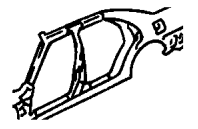

Body Sheet Metal Except Doors



Group - SZJ

Body Sheet Metal Except Doors

<p>SZJ-1100 Roof Panels</p> 	<p>SZJ-1200 Sunroof</p> 	<p>SZJ-1300 Liftgate Panel</p> 	<p>SZJ-1600 Luggage Rack</p> 
--	--	---	---

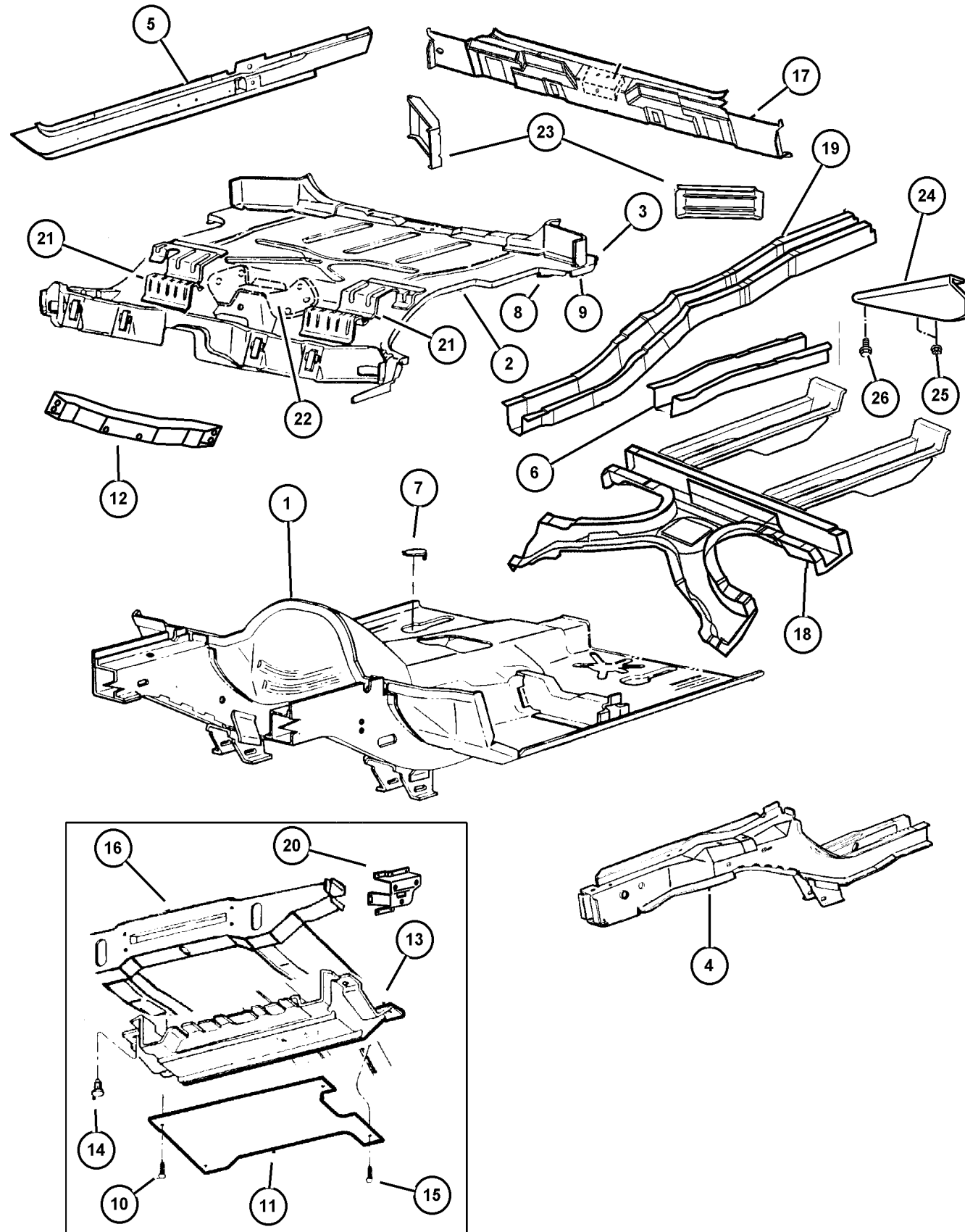
<p>SZJ-200 Floor Pans</p> 	<p>SZJ-300 Plugs</p> 	<p>SZJ-400 Front Fenders</p> 	<p>SZJ-500 Hood and Hood Release</p> 
<p>SZJ-600 Cowl and Dash Panel</p> 	<p>SZJ-700 Glass and Rear View Mirror</p> 	<p>SZJ-800 Aperture Panel</p> 	<p>SZJ-900 Quarter Panel and Pillars</p> 



GROUP SZJ - Body Sheet Metal Except Doors

Illustration Title	Group-Fig. No.
Floor Pans	
Pans, Floor	Fig. SZJ-210
Front End Skid Plates	Fig. SZJ-220
Plugs	
Plugs, Body	Fig. SZJ-310
Front Fenders	
Fenders, Front	Fig. SZJ-410
Panels, Front End Inner And Wheelhouse	Fig. SZJ-420
Hood and Hood Release	
Hood, Latch and Hinges	Fig. SZJ-510
Cowl and Dash Panel	
Panels, Cowl and Dash	Fig. SZJ-610
Glass and Rear View Mirror	
Glass, Windshield, Quarter Window and Rear View Mirror	Fig. SZJ-710
Glass, Backlite	Fig. SZJ-720
Aperture Panel	
Panels, Body Side	Fig. SZJ-810
Quarter Panel and Pillars	
Panels, Rear Quarter	Fig. SZJ-910
Roof Panels	
Panels, Roof	Fig. SZJ-1110
Sunroof	
Sunroof, Component Parts	Fig. SZJ-1210
Liftgate Panel	
Lift Door, Latch And Hinges	Fig. SZJ-1310
Luggage Rack	
Roof Rack, Laredo	Fig. SZJ-1610
Roof Rack, Limited 5.9 Package	Fig. SZJ-1620

Pans, Floor
Figure SZJ-210



ITEM	PART NUMBER	QTY	LINE	SERIES	BODY	ENGINE	TRANS	TRIM	DESCRIPTION
1	5529 6104	1							PAN, Floor, Front
2	4886 037AB	1							PAN, Rear Floor
3	5503 1440	1							BRACE, Liftgate Opening To Floor Right
	5503 1441	1							Left
4	4746 172	1							PANEL, Sill Right,Front
	4746 173	1							Left,Front
5	5529 5740	1							SILL, Body Side Right
	5529 5741	1							Left
6	5523 4743	2							PANEL, Sill, Center
7	4586 055	18							PLUG, Floor Pan
8	5600 6276	2							PLUG, Body, 44.45mm X 31.75mm
9	5507 5527	2							PLUG, Sunroof Drain Hose, With Valve
10									RETAINER, (NOT SERVICED) (Not Serviced)
11	5534 6021	1							SHIELD, Splash, Underbody
12	5205 8765	1							CROSSMEMBER, Transmission
13	5503 5951	1							DEFLECTOR, Radiator, Lower
14	6503 221	2							PIN, Air Deflector
15	6030 441	1							PIN, Retainer, Radiator Baffle
16	5525 5200	1							CROSSMEMBER, Front Suspension, Front Lower
17	4741 365	1							SIDEMEMBER, Floor, Rear
18	4883 958AA	1							SIDEMEMBER, Floor, Fuel Tank
19	4796 684	1							SILL, Rear Right
	4796 685	1							Left
20	5503 2816	1							BRACKET, Fascia to Fender Right
	5503 2817	1							Left
21	55254 989AB	2							STRIKER, Seat Cushion Latch
22	5525 5813	2							REINFORCEMENT, Seat Belt Anchor
23	5503 4314	1							REINFORCEMENT, Sill Right
	5503 4315	1							Left
24	52059 128AA	1							PLATE, Tow Hook
25	6100 056	2							NUT AND WASHER, Hex, M12x1.75
26	6101 102	2							BOLT, Hex Head, M12x1.75x45

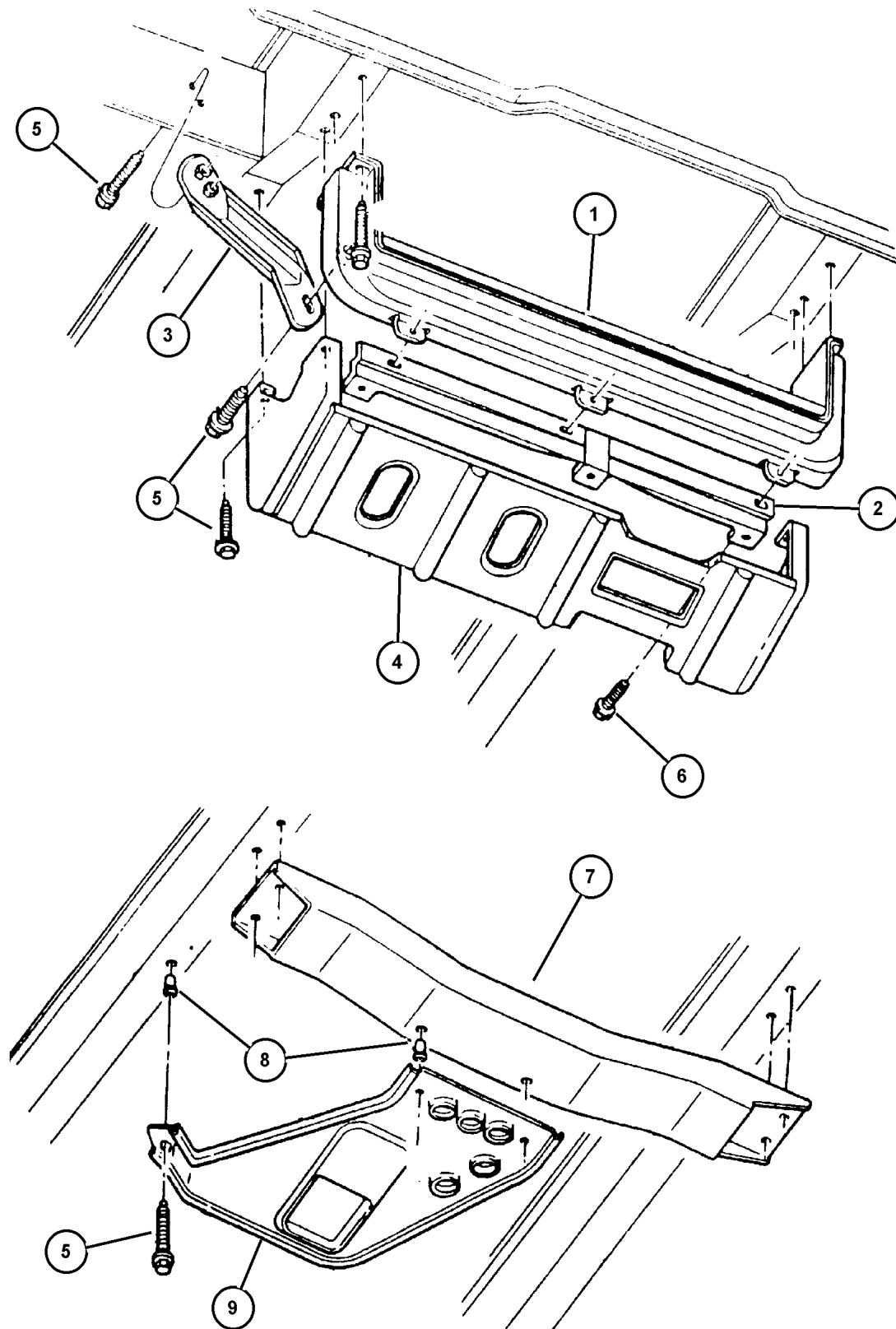
JEEP GRAND CHEROKEE (ZJ)

SERIES	LINE	BODY	ENGINE	TRANSMISSION
L = Low Line	J = 4WD T = 2WD	74 = 4 Door	ERH, ER0 = 4.0L Power Tech I-6. ELF, EL0 = 5.2L V8 MPI EML, EM0 = 5.9L V8 MPI	DGW = 4 Speed Auto. 44RE DGK = 4 Speed Auto. 42RE DGT = 4 Speed Auto. 46RE DGO = All Speed Auto.

AR = Use as required - = Non illustrated part # = New this model year

October 20, 2004

Front End Skid Plates Figure SZJ-220



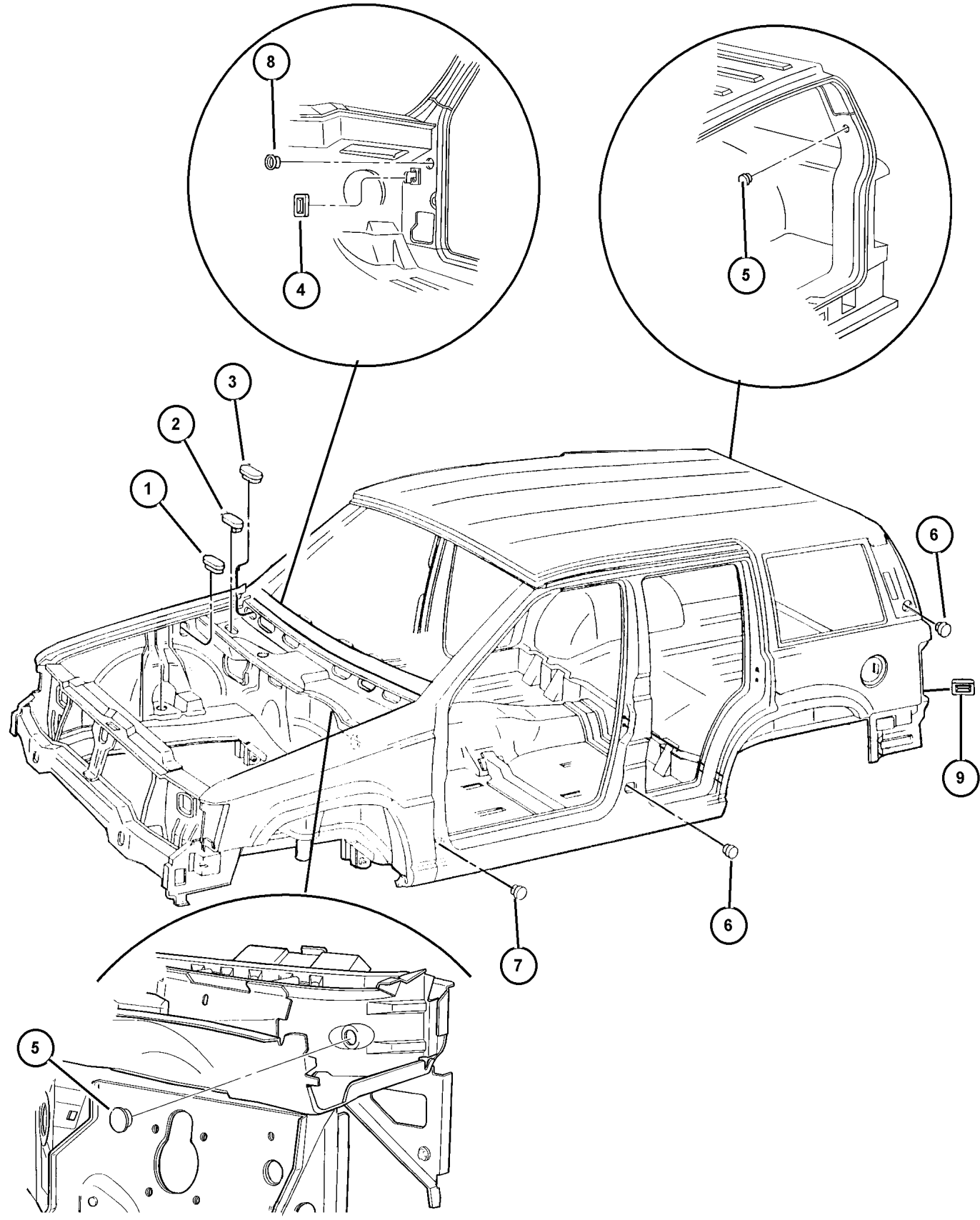
ITEM	PART NUMBER	QTY	LINE	SERIES	BODY	ENGINE	TRANS	TRIM	DESCRIPTION
1	5205 8196	1							CROSSMEMBER, Radiator, Lower
2	5205 8271	1							BRACKET, Fascia
3									SUPPORT, Headlamp Panel
	5205 7506	1							Right
	5205 7507	1							Left
4	5205 9048	1	J						SKID PLATE, Front
5									SCREW, M10x1.5x35, (NOT SERVICED) (Not Serviced)
6									SCREW, 10x 5/8, (NOT SERVICED) (Not Serviced)
7	5205 8765	1							CROSSMEMBER, Transmission
8	6504 588	3	J						NUT
9	52058 876AB	1	J						SKID PLATE, Front, Transfer Case

JEEP GRAND CHEROKEE (ZJ)				
SERIES	LINE	BODY	ENGINE	TRANSMISSION
L = Low Line	J = 4WD T = 2WD	74 = 4 Door	ERH, ER0 = 4.0L Power Tech I-6. ELF, EL0 = 5.2L V8 MPI EML, EM0 = 5.9L V8 MPI	DGW = 4 Speed Auto. 44RE DGK = 4 Speed Auto. 42RE DGT = 4 Speed Auto. 46RE DGO = All Speed Auto.

AR = Use as required - = Non illustrated part # = New this model year

October 20, 2004

**Plugs, Body
Figure SZJ-310**



ITEM	PART NUMBER	QTY	LINE	SERIES	BODY	ENGINE	TRANS	TRIM	DESCRIPTION
1	6004 507	2							PLUG, Body, 25.4mm x 38.1mm, Rubber Cowl Side
2	4586 055	1							PLUG, Floor Pan, Plenum
3	5500 2368	1							PLUG, Door Latch, Oval
4	5529 5694	2							PLUG, Sealing, Cowl Side, Rectangular
5	2860 332	2							PLUG, Anti-Rattle, [D] Pillar
6	3420 2804	4							PLUG, Body, .638 x .717 Plastic, Oval
7	4780 194	2							PLUG, Round
8	5525 4958	1							PLUG, Sealing
9	5600 6276	2							PLUG, Body, 44.45mm X 31.75mm, Rear Quarter Panel, Without Trailer Harness

JEEP GRAND CHEROKEE (ZJ)

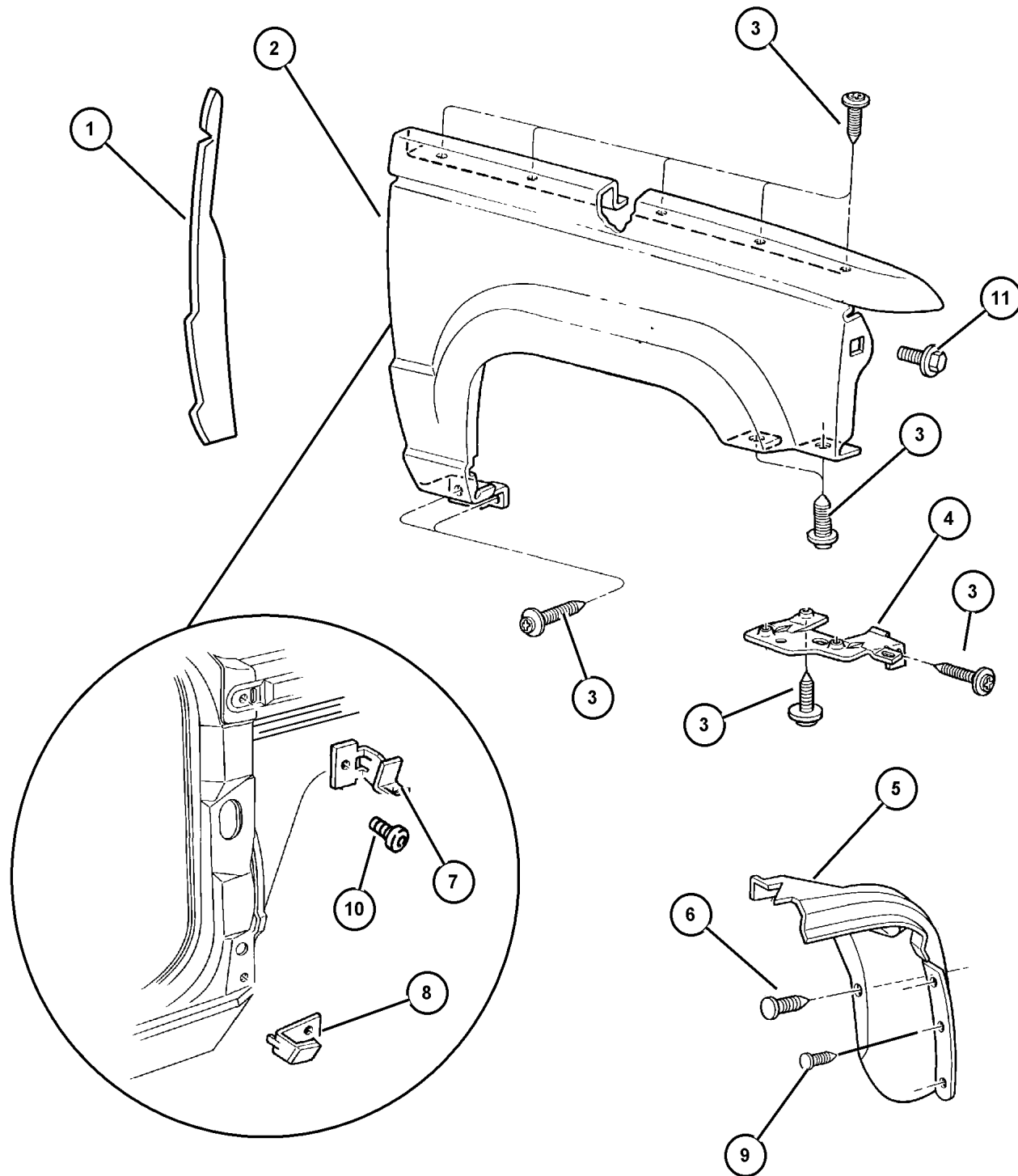
SERIES	LINE	BODY	ENGINE	TRANSMISSION
L = Low Line	J = 4WD T = 2WD	74 = 4 Door	ERH, ER0 = 4.0L Power Tech I-6. ELF, EL0 = 5.2L V8 MPI EML, EM0 = 5.9L V8 MPI	DGW = 4 Speed Auto. 44RE DGK = 4 Speed Auto. 42RE DGT = 4 Speed Auto. 46RE DGO = All Speed Auto.

AR = Use as required - = Non illustrated part # = New this model year

October 20, 2004

Fenders, Front Figure SZJ-410

ITEM	PART NUMBER	QTY	LINE	SERIES	BODY	ENGINE	TRANS	TRIM	DESCRIPTION
1									SEAL, Fender To Cowl
	5513 4804	1							Right
	5513 4805	1							Left
2									FENDER
	5503 1834	1							Right
	5503 1835	1							Left
3	6503 686	18							SCREW, Torx Round Head, M6-1.0x20.0
4									BRACKET, Fender
	5503 3572	1							Right
	5503 3573	1							Left
5									LINER, Front Fender
	5529 5592	1							Right
	5529 5593	1							Left
6	6030 441	12							PIN, Retainer, Fender Liner to Panel
7									REINFORCEMENT, Fender
	5525 4798	1							Right,Upper Rear
	5525 4799	1							Left,Upper Rear
8									REINFORCEMENT, Fender
	5525 4660	1							Right,Lower Rear
	5525 4661	1							Left,Lower Rear
9	3420 1631	6							RIVET, M6.25x28 Black, Plastic
10	6503 187	4							SCREW, Round Head Tapping, M6x1x11, Attach Fender Reinforcement Bracket to Body
11	6101 777	3							SCREW, Hex Flange Head Tapping, M6x1.00x20.00, Attach Lamp to Crossmember



JEEP GRAND CHEROKEE (ZJ)

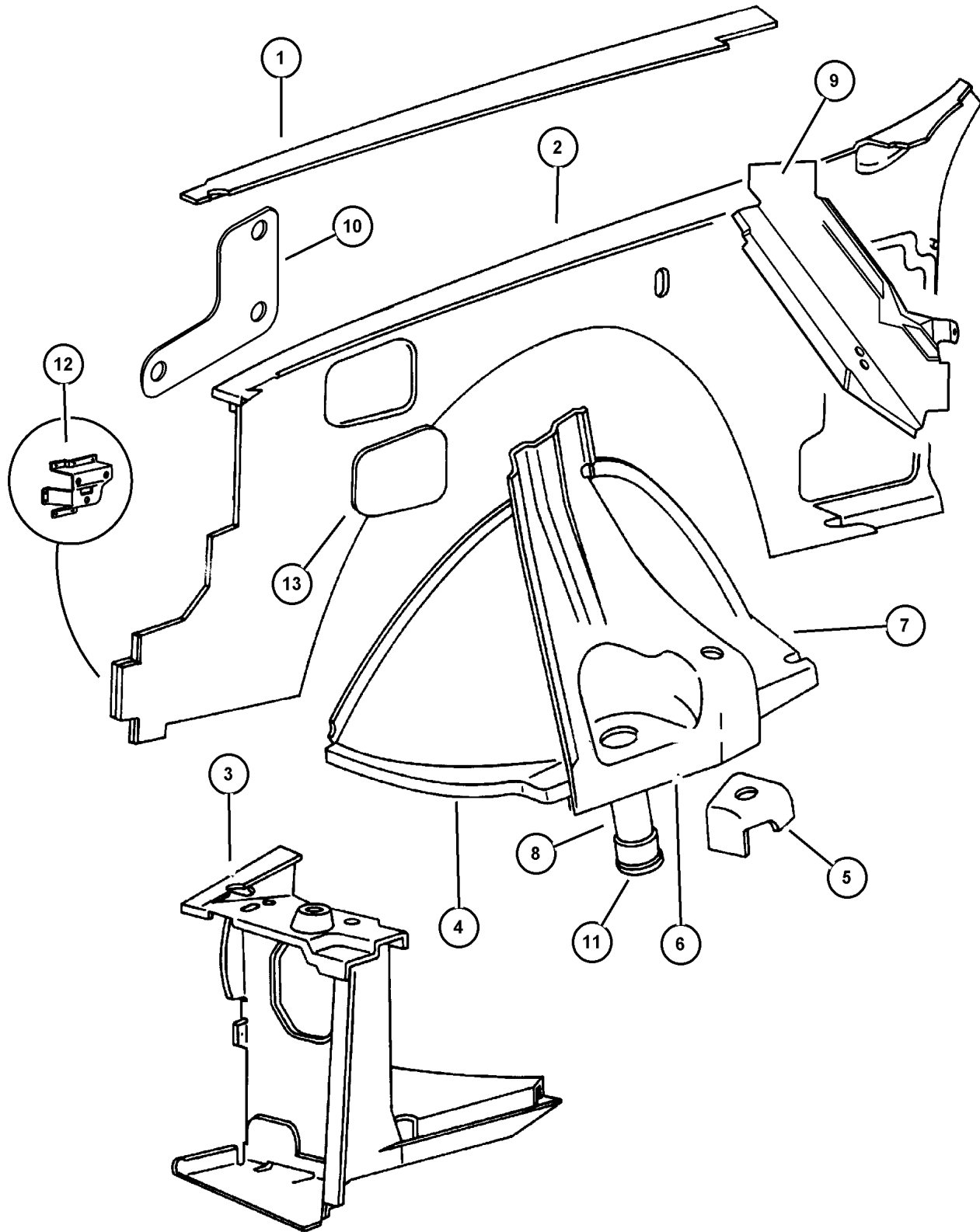
SERIES	LINE	BODY	ENGINE	TRANSMISSION
L = Low Line	J = 4WD T = 2WD	74 = 4 Door	ERH, ER0 = 4.0L Power Tech I-6. ELF, EL0 = 5.2L V8 MPI EML, EM0 = 5.9L V8 MPI	DGW = 4 Speed Auto. 44RE DGK = 4 Speed Auto. 42RE DGT = 4 Speed Auto. 46RE DGO = All Speed Auto.

AR = Use as required - = Non illustrated part # = New this model year

October 20, 2004

**Panels, Front End Inner And Wheelhouse
Figure SZJ-420**

ITEM	PART NUMBER	QTY	LINE	SERIES	BODY	ENGINE	TRANS	TRIM	DESCRIPTION
1									REINFORCEMENT, Cowl Side
	5529 5888	1							Upper Right
	5529 5889	1							Upper Left
2									PANEL, Cowl Side
	55296 114AC	1							Right
	55296 115AC	1							Left
3									PANEL, Radiator Side
	5529 6108	1							Right
	5529 6109	1							Left
4									PANEL, Front Wheelhouse
	5503 1509	1							Left
	55033 612AB	1							Right
5									REINFORCEMENT, Spring and
									Shock
	5503 1838	1							Right
	5503 1839	1							Left
6									SUPPORT, Front Suspension
	55254 567AB	1							Left
	5529 5730	1							Right
7									WHEELHOUSE, Front Inner
	5529 6080	1							Rear Right
	5503 2511	1							Rear Left
8	5525 5050	2							GUIDE, Front Spring, Consist of Guide and Reinforcement, Outer
9									REINFORCEMENT, Cowl Side
	5503 3348	1							Lower Right
	5503 3349	1							Lower Left
10	5525 4583	1							TAPPING PLATE, Hood Release, To Cowl Side, Left Only
11	5208 7635	2							CUP, Jounce Bumper
12									BRACKET, Fascia to Fender
	5503 2816	1							Right
	5503 2817	1							Left
13	5529 5760	1							COVER, Cowl Side
-14	5208 7992	2							BUMPER, Jounce
-15	6504 425	2							SCREW AND WASHER, M10x1. 50x35, Attach Front Jounce Bumper, Front



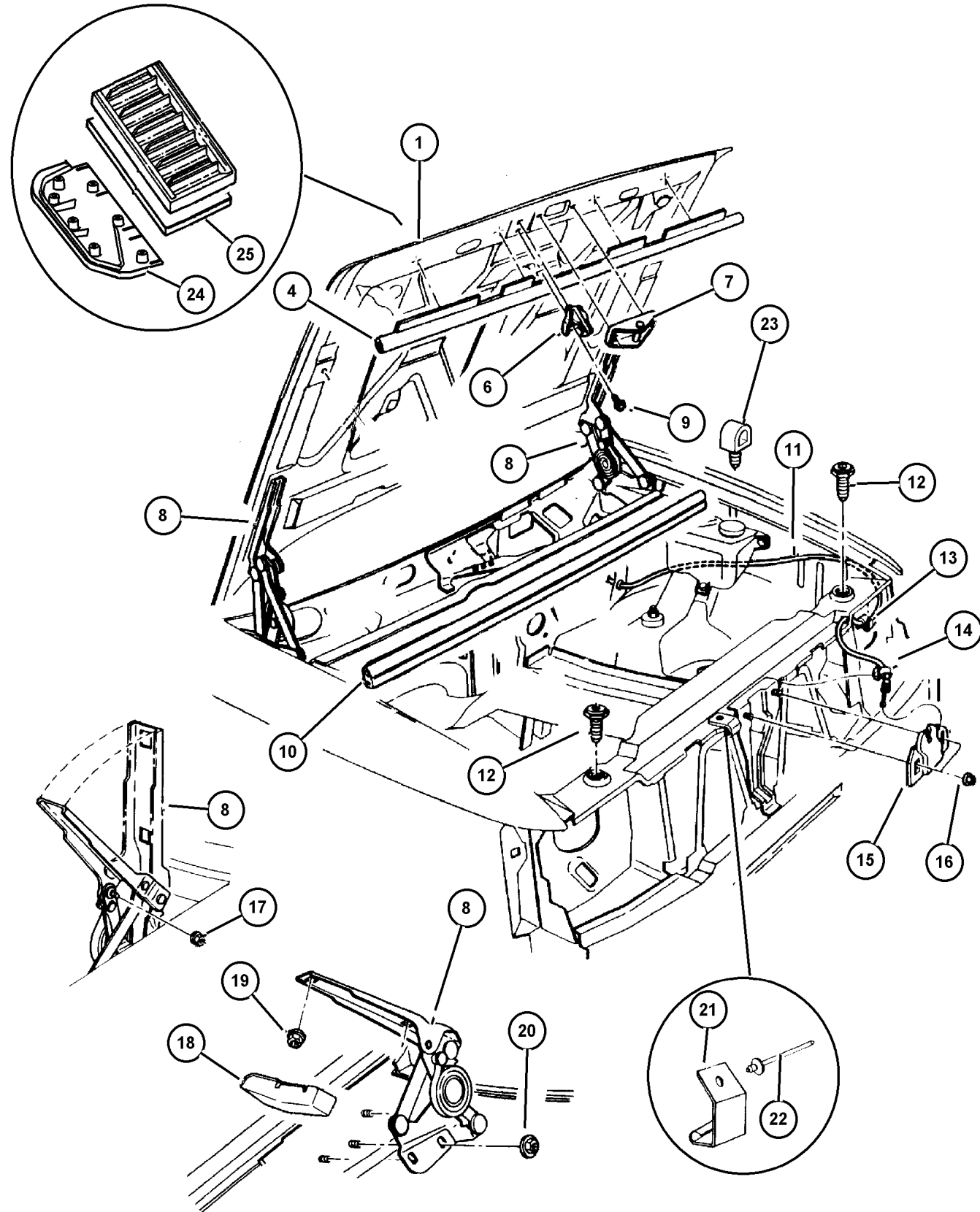
JEEP GRAND CHEROKEE (ZJ)

SERIES	LINE	BODY	ENGINE	TRANSMISSION
L = Low Line	J = 4WD T = 2WD	74 = 4 Door	ERH, ER0 = 4.0L Power Tech I-6. ELF, EL0 = 5.2L V8 MPI EML, EM0 = 5.9L V8 MPI	DGW = 4 Speed Auto. 44RE DGK = 4 Speed Auto. 42RE DGT = 4 Speed Auto. 46RE DG0 = All Speed Auto.

AR = Use as required - = Non illustrated part # = New this model year

October 20, 2004

Hood, Latch and Hinges Figure SZJ-510



ITEM	PART NUMBER	QTY	LINE	SERIES	BODY	ENGINE	TRANS	TRIM	DESCRIPTION
1									HOOD
	5529 5753	1							With Louvers Holes
	56022 254AA	1							INSULATION, Hood
-2									
	55196 811AA	1							With Limited Plus, After 5-29-97
	55196 812AB	1							With Limited Plus, Up to 5-29-97
	56022 255AA	1							RETAINER, Hood Insulation, .415x.690
-3									
	6003 351	16							
4	5503 5971	1							SEAL, Hood
-5									
	6031 321	6							PIN, Retainer, Push-in, Serviced With Seal
6	5507 5322	1							CATCH, Hood Safety, Secondary
7	5507 5754	1							STRIKER, Hood Latch
8									HINGE, Hood
	5507 5960	1							Right
	5507 5961	1							Left
9	6502 064	1							SCREW, Tapping, M6x1x20, Catch Assembly
10	5503 0432	1							SEAL, Hood To Plenum
11	5507 6109	1							CABLE, Hood Lock Release
12	4103 165	2							BUMPER, Hood, Crossmember Hood Slam
13	6502 784	1							CLIP, Latch
14	3420 1966	1							CLIP, Latch
15	5507 5323	1							LATCH, Hood
16	6503 664	2							NUT AND WASHER, Hex Nut-Coned Washer, M6 x 1.00
17									NUT, M8x1.25, (NOT SERVICED) (Not Serviced)
18									SEAL, Hood To Plenum
	5513 5118	1							Right
	5513 5119	1							Left
19	6100 051	4							NUT AND WASHER, Hex Nut-Coned Washer, M8 x 1.25
20	6101 445	6							NUT AND WASHER, Hex Nut-Coned Washer, M8 x 1.25
21	5503 2768	1							SKID PLATE, Secondary Hood Catch
22	6500 787	1							RIVET, M5x11.30
23	5525 4775	2							BUMPER, Hood
24									TRAY, Hood Louver
	56022 284AA	1							Right

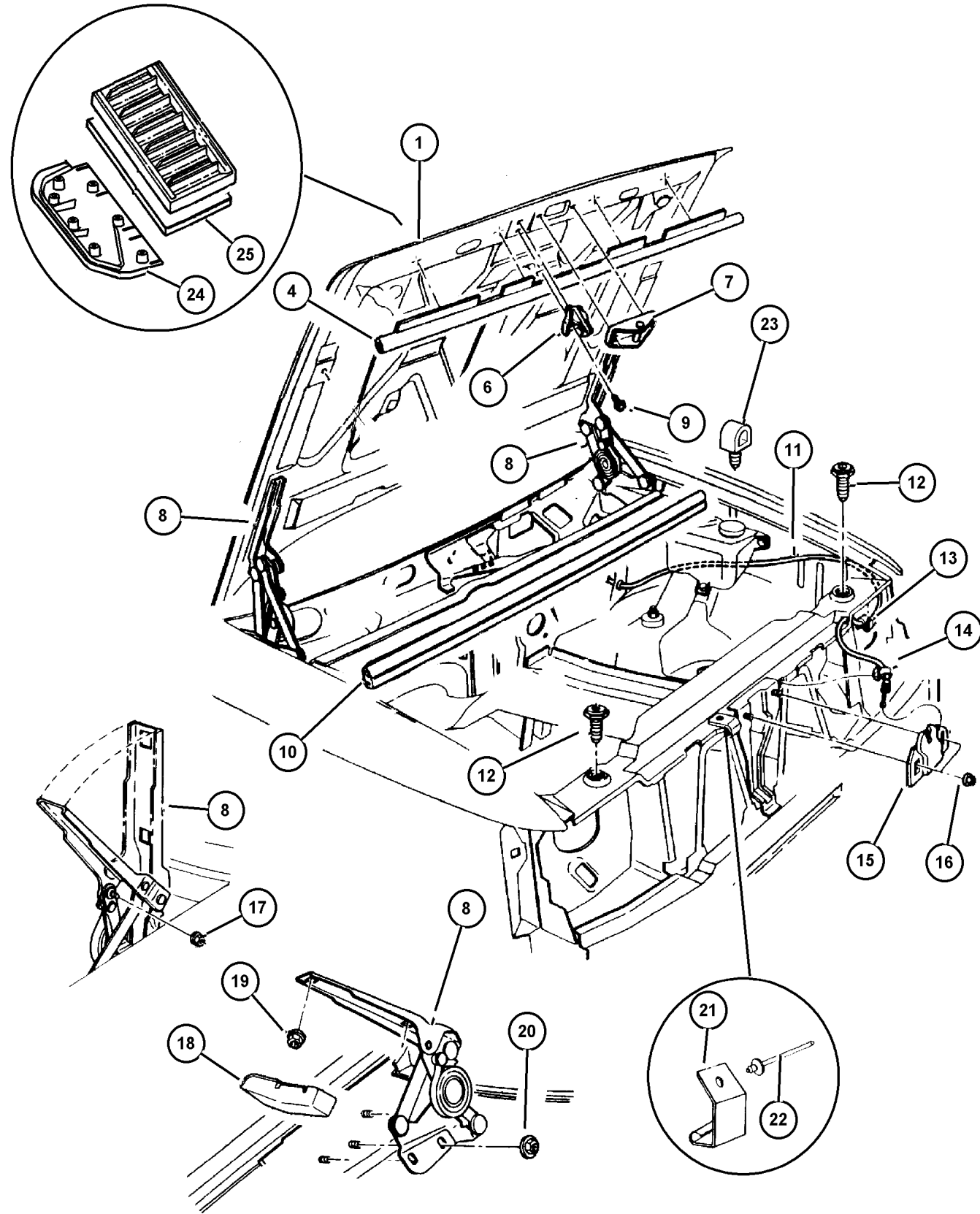
JEEP GRAND CHEROKEE (ZJ)

SERIES	LINE	BODY	ENGINE	TRANSMISSION
L = Low Line	J = 4WD T = 2WD	74 = 4 Door	ERH, ER0 = 4.0L Power Tech I-6. ELF, EL0 = 5.2L V8 MPI EML, EM0 = 5.9L V8 MPI	DGW = 4 Speed Auto. 44RE DGK = 4 Speed Auto. 42RE DGT = 4 Speed Auto. 46RE DGO = All Speed Auto.

AR = Use as required - = Non illustrated part # = New this model year

October 20, 2004

Hood, Latch and Hinges Figure SZJ-510



ITEM	PART NUMBER	QTY	LINE	SERIES	BODY	ENGINE	TRANS	TRIM	DESCRIPTION
	56022 285AA	1							Left
25									LOUVER, Hood
	5GD34 MS4AB	1							Silver, [S4], Right
	5GD34 SW1AB	1							White, [W1], Right
	5GD34 VAWAB	1							Deep Slate, [AW], Right
	5GD35 MS4AB	1							Silver, [S4], Left
	5GD35 SW1AB	1							White, [W1], Left
	5GD35 VAWAB	1							Deep Slate, [AW], Left

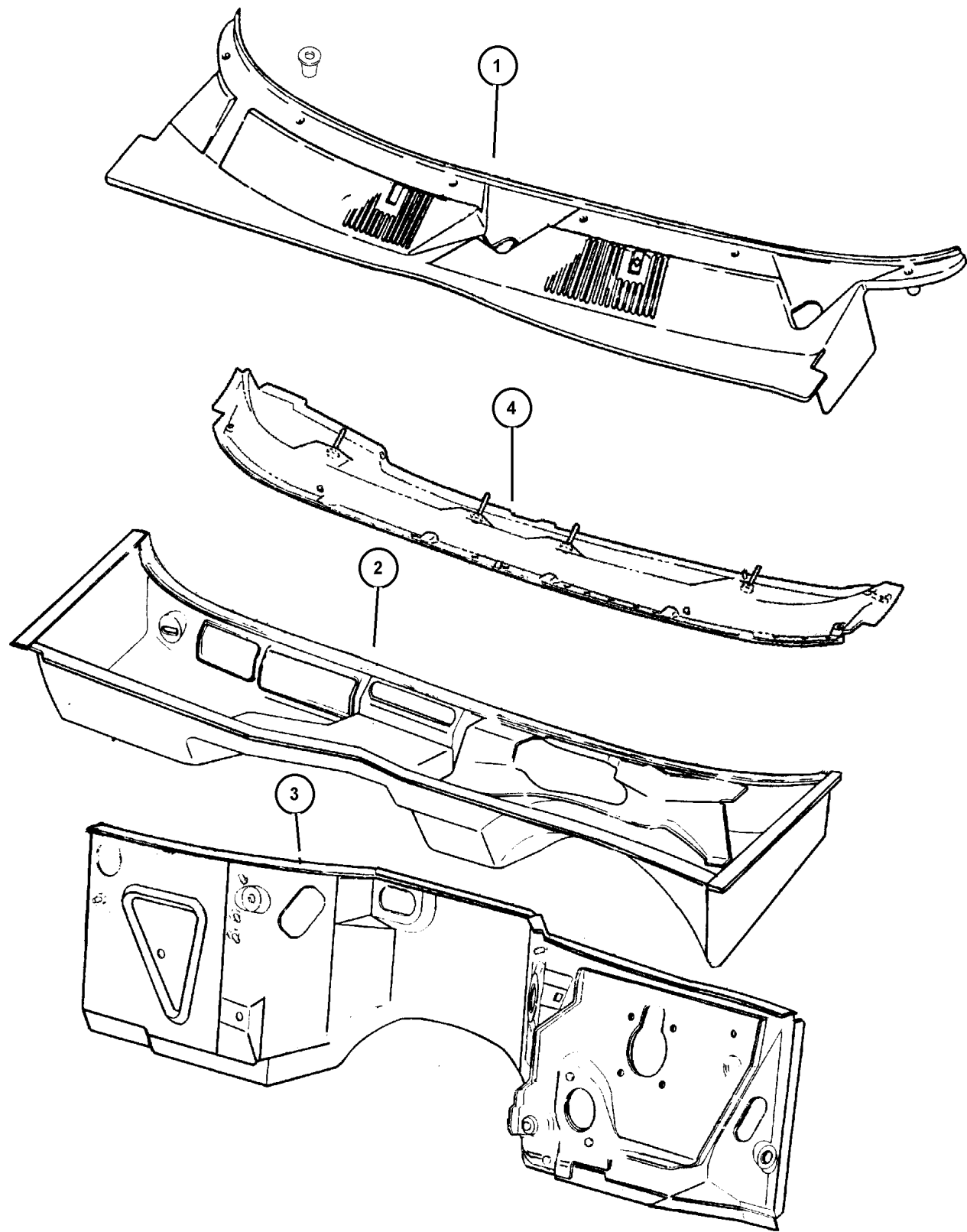
JEEP GRAND CHEROKEE (ZJ)

SERIES	LINE	BODY	ENGINE	TRANSMISSION
L = Low Line	J = 4WD T = 2WD	74 = 4 Door	ERH, ER0 = 4.0L Power Tech I-6. ELF, EL0 = 5.2L V8 MPI EML, EM0 = 5.9L V8 MPI	DGW = 4 Speed Auto. 44RE DGK = 4 Speed Auto. 42RE DGT = 4 Speed Auto. 46RE DGO = All Speed Auto.

AR = Use as required - = Non illustrated part # = New this model year

October 20, 2004

**Panels, Cowl and Dash
Figure SZJ-610**



ITEM	PART NUMBER	QTY	LINE	SERIES	BODY	ENGINE	TRANS	TRIM	DESCRIPTION
1	5511 5794	1							COVER, Cowl Grille
2	55295 977AB	1							PANEL, Plenum Complete
3	5525 5198	1							PANEL, Dash, Dash
4	5529 6092	1							PANEL, Cowl Top
-5	5525 6031	2							SEAL, Panel
-6	6503 339	6							NUT, Plastic

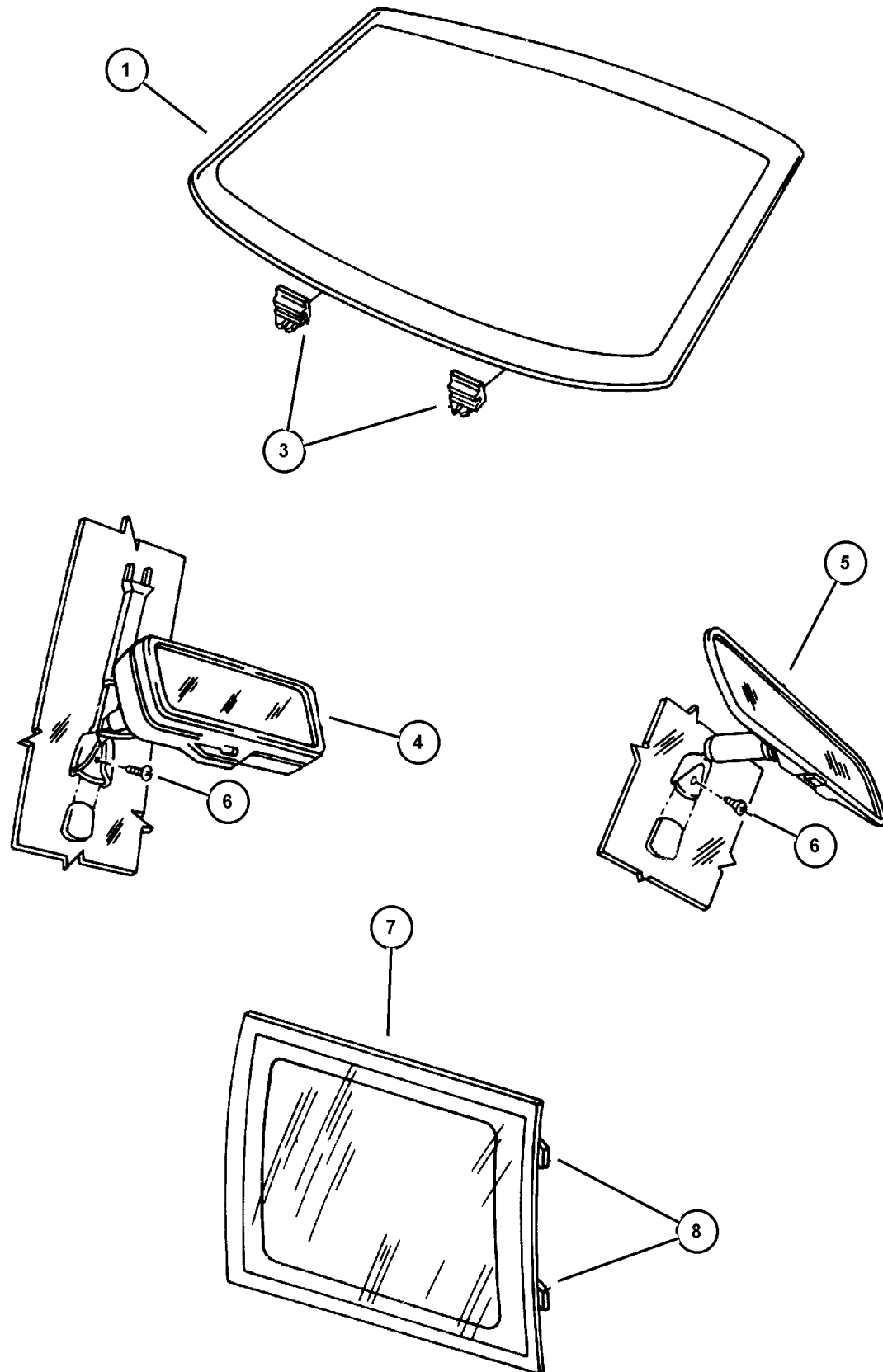
JEEP GRAND CHEROKEE (ZJ)

SERIES	LINE	BODY	ENGINE	TRANSMISSION
L = Low Line	J = 4WD T = 2WD	74 = 4 Door	ERH, ER0 = 4.0L Power Tech I-6. ELF, EL0 = 5.2L V8 MPI EML, EM0 = 5.9L V8 MPI	DGW = 4 Speed Auto. 44RE DGK = 4 Speed Auto. 42RE DGT = 4 Speed Auto. 46RE DGO = All Speed Auto.

AR = Use as required - = Non illustrated part # = New this model year

October 20, 2004

**Glass, Windshield, Quarter Window and Rear View Mirror
Figure SZJ-710**



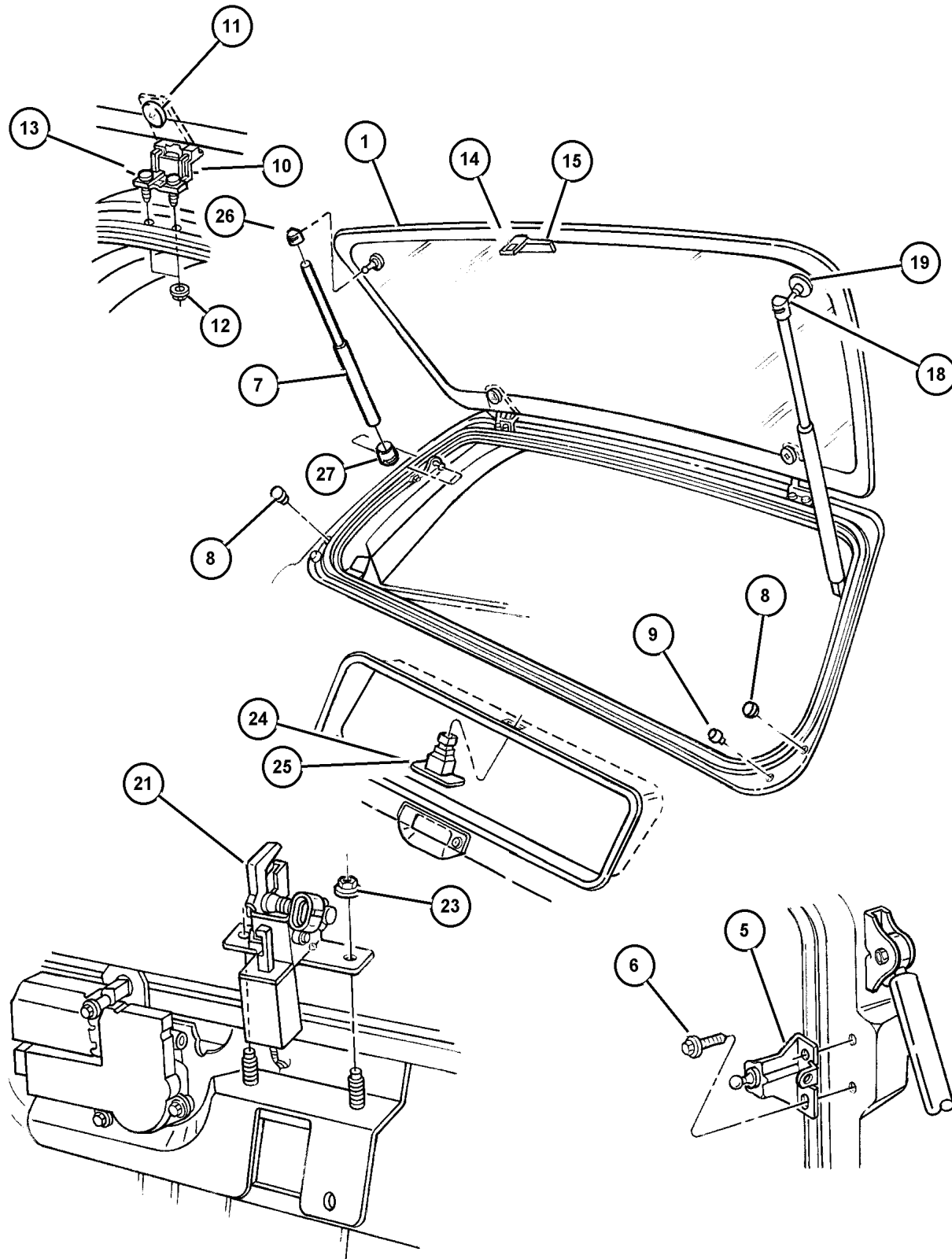
ITEM	PART NUMBER	QTY	LINE	SERIES	BODY	ENGINE	TRANS	TRIM	DESCRIPTION
1	5515 5077	1							WINDSHIELD
-2	5507 6401	1							BUTTON, Rear View Mirror
3	5527 5388	2							SPACER, Windshield
4	5515 5314	1							MIRROR, Inside Rear View, Electric
5	4299 325	1							MIRROR, Inside Rear View, Prismatic, Day Night
6	6031 094	1							SCREW, Pan Head Tapping, .19- 16x.375
7									GLASS, Quarter Window
	5513 5068	1							Tinted, Right
	5513 5069	1							Tinted, Left
	5525 5600	1							Sunscreen, Right
	5525 5601	1							Sunscreen, Left
8	6004 517	4							CLIP, Glass Retention

JEEP GRAND CHEROKEE (ZJ)				
SERIES	LINE	BODY	ENGINE	TRANSMISSION
L = Low Line	J = 4WD T = 2WD	74 = 4 Door	ERH, ER0 = 4.0L Power Tech I-6. ELF, EL0 = 5.2L V8 MPI EML, EM0 = 5.9L V8 MPI	DGW = 4 Speed Auto. 44RE DGK = 4 Speed Auto. 42RE DGT = 4 Speed Auto. 46RE DGO = All Speed Auto.

AR = Use as required - = Non illustrated part # = New this model year

October 20, 2004

**Glass, Backlite
Figure SZJ-720**



ITEM	PART NUMBER	QTY	LINE	SERIES	BODY	ENGINE	TRANS	TRIM	DESCRIPTION
1									BACKLITE
	5515 4926	1							Tint, Heated
	5525 5587	1							Privacy, Heated
-2	5525 6063	1							LABEL, Flipper Glass, Gas Intrusion Warning
-3	55296 037AB	1							WEATHERSTRIP, Liftgate Glass, Flipper Glass
-4	4661 348	2							TERMINAL, Attach Heated Backlite
5									BALL STUD, Flipper Glass
	5507 5226	1							Right
	5507 5227	1							Left
6	6504 447	4							SCREW, Tapping, M5x.8x16
7	5507 6210	2							GAS CYLINDER, Liftgate Glass
8	3760 482	2							PLUG, Access Hole
9	5507 5377	2							BUMPER, Liftgate Glass
10									HINGE, Liftgate
	5507 5162	1							Right
	5507 5163	1							Left
11	5507 5164	4							GASKET, Liftgate Hinge
12									NUT AND WASHER, M5x.80, (NOT SERVICED) (Not Serviced)
13	6502 900	2							SCREW, Special Head, M6x1x12.7
14	5507 5170	1							STRIKER, Liftgate Glass
15	5507 5169	1							HANDLE, Liftgate
-16	5507 5220	1							GASKET, Remote Control Handle
-17	6035 479	2							SCREW AND WASHER
18	5507 5174	2							BALL STUD, Liftgate Glass, Cylinder to Glass
19	5529 5914	4							GASKET, Ball Stud
-20	6504 830AA	2							STUD, m6x1.00x17.00, To Ball Stud
21	4882 916	1							LATCH, Liftgate Glass, Less Switch (56005640)
-22	4773 770	1							SCREW, Pan Head, M4x.7x4, To Switch
23	6500 284	4							NUT, Hex, M6x1.00, Attach Latch to Body Switch
24	5600 7022	1							SWITCH, Liftgate
25	5600 5640	1							SWITCH, Alarm and Cargo Lamp
26	5507 6299	2							CAP, Door Lock Cylinder, Small
27	5507 6300	2							CAP, Door Lock Cylinder, Large

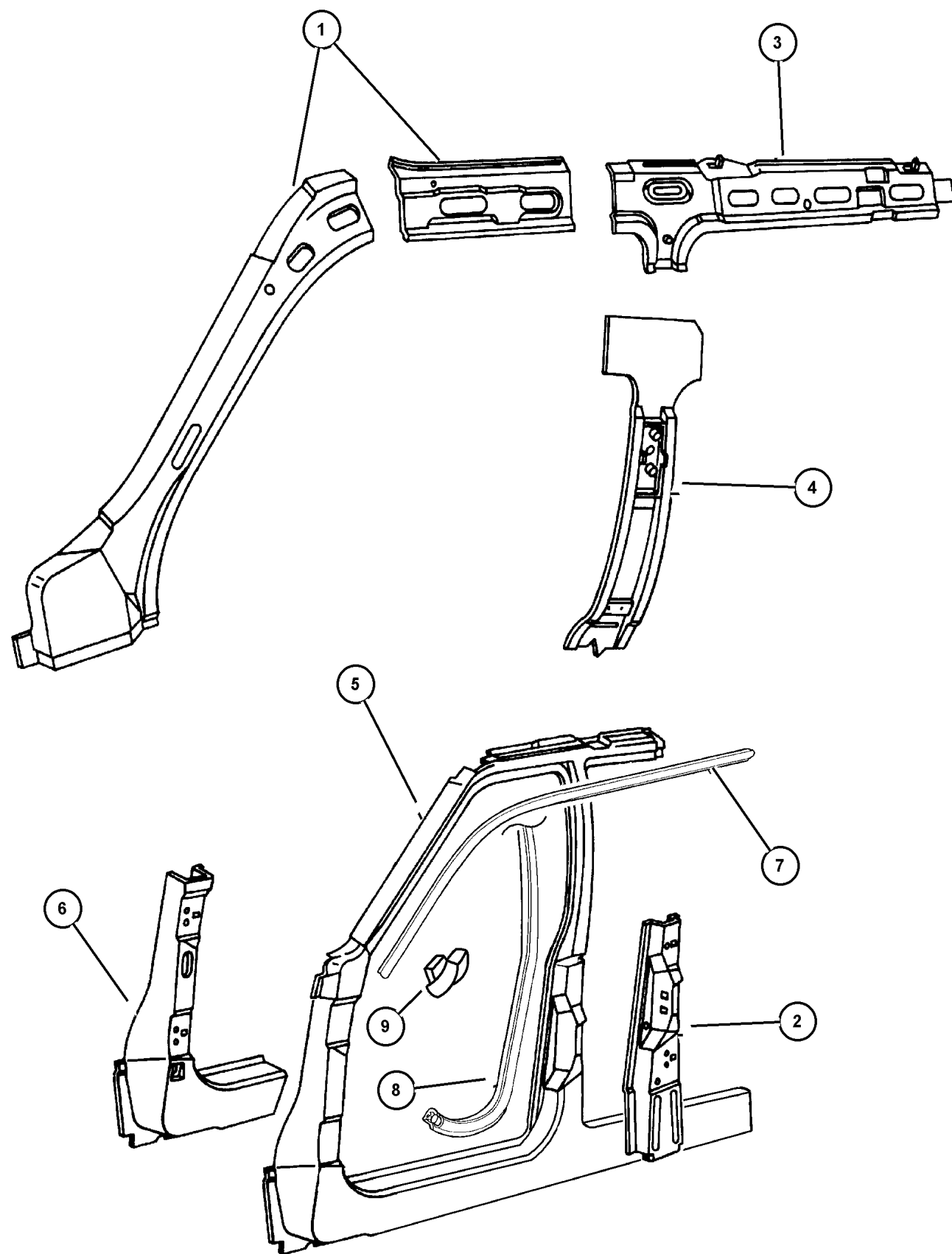
JEEP GRAND CHEROKEE (ZJ)

SERIES	LINE	BODY	ENGINE	TRANSMISSION
L = Low Line	J = 4WD T = 2WD	74 = 4 Door	ERH, ER0 = 4.0L Power Tech I-6. ELF, EL0 = 5.2L V8 MPI EML, EM0 = 5.9L V8 MPI	DGW = 4 Speed Auto. 44RE DGK = 4 Speed Auto. 42RE DGT = 4 Speed Auto. 46RE DGO = All Speed Auto.

AR = Use as required - = Non illustrated part # = New this model year

October 20, 2004

Panels, Body Side
Figure SZJ-810



ITEM	PART NUMBER	QTY	LINE	SERIES	BODY	ENGINE	TRANS	TRIM	DESCRIPTION
1	4740 282	1							PANEL, A Pillar Right
	4740 283	1							Left
2	5525 5004	1							REINFORCEMENT, Door Hinge Right
	5525 5005	1							Left
3	5503 1598	1							RAIL, Roof Side Right,Inner
	5503 1599	1							Left,Inner
4	5525 4938	1							PILLAR, Center Right,Center,Inner
	5525 4939	1							Left,Center,Inner
5	5529 5794	1							PANEL, Body Side Aperture Front Right
	5529 5795	1							Left
6	5525 4792	1							REINFORCEMENT, Door Hinge Right,Front Door
	5525 4793	1							Left,Front Door
7	5513 4570	1							SEAL, Body Side Right
	5513 4571	1							Left
8	5513 4722	1							SEAL, Front Door Green, Right
	5513 4723	1							Orange, Left
9	5513 4790	2							BLOCKER, Seal Exterior A Pillar

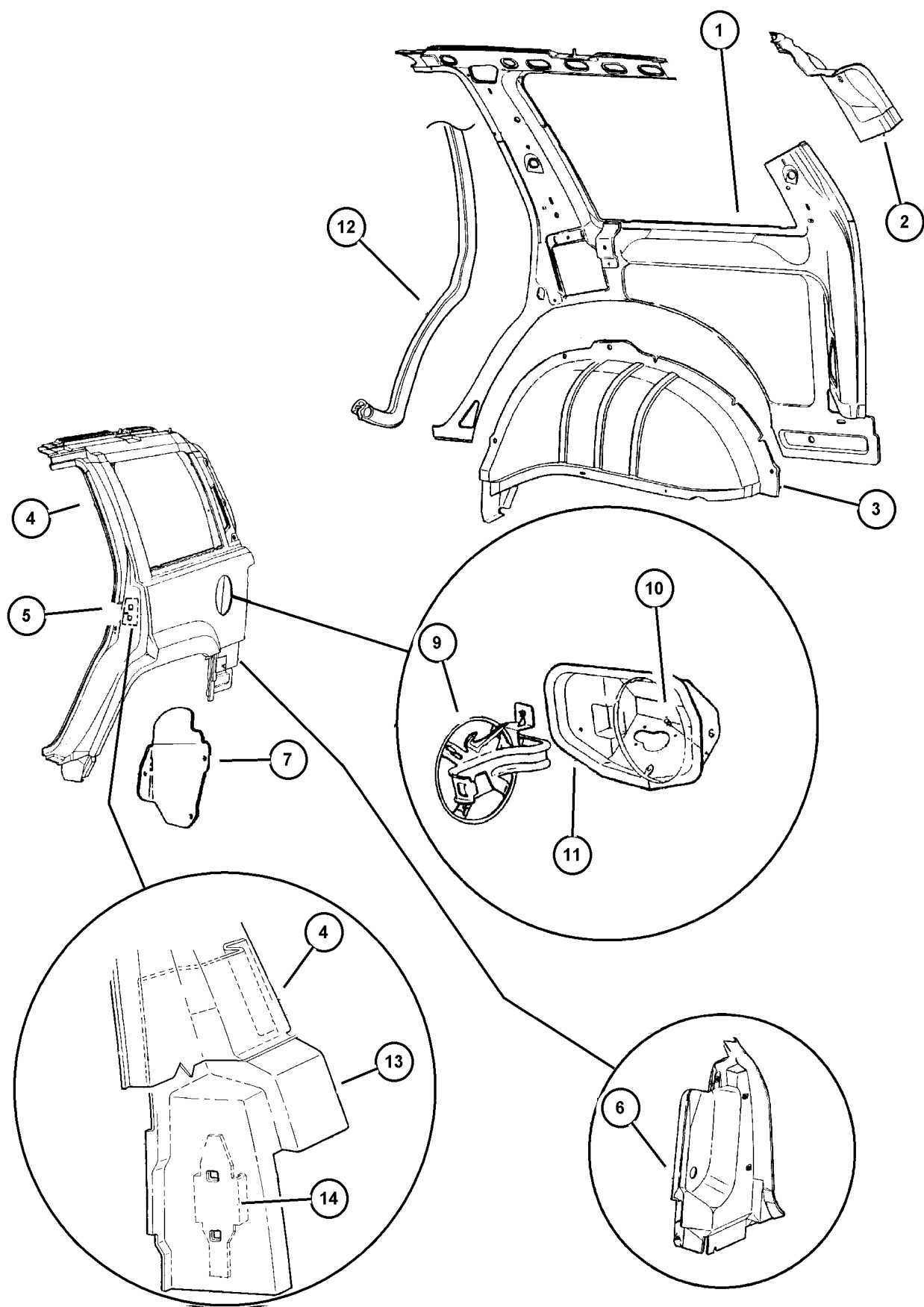
JEEP GRAND CHEROKEE (ZJ)
 SERIES LINE BODY ENGINE TRANSMISSION
 L = Low Line J = 4WD 74 = 4 Door ERH, ER0 = 4.0L Power Tech I-6. DGW = 4 Speed Auto. 44RE
 T = 2WD ELF, EL0 = 5.2L V8 MPI DGK = 4 Speed Auto. 42RE
 EML, EM0 = 5.9L V8 MPI DGT = 4 Speed Auto. 46RE
 DG0 = All Speed Auto.

AR = Use as required - = Non illustrated part # = New this model year

October 20, 2004

**Panels, Rear Quarter
Figure SZJ-910**

ITEM	PART NUMBER	QTY	LINE	SERIES	BODY	ENGINE	TRANS	TRIM	DESCRIPTION
1									PANEL, Quarter Inner, Wheelhouse Outer
	4883 080	1							Right
	4883 081	1							Left
2									REINFORCEMENT, Quarter Inner, Upper Rear
	5529 5946	1							Right
	5529 5947	1							Left
3									WHEELHOUSE, Rear Inner
	5503 1552	1							Right
	5529 6117	1							Left
4									PANEL, Quarter Right
	5529 6054	1							Right
	5529 6055	1							Left
5	5525 6000	2							PLATE, Front Door Striker
6									PANEL, Taillamp Mounting Right
	5529 5882	1							Right
	5529 5883	1							Left
7									SHIELD, Splash, Rear Wheelhouse Right
	5503 1994	1							Right
	5503 1995	1							Left
-8	3420 1631	6							RIVET, M6.25x28 Black, Splash Shield Attach
9	5529 6094	1							DOOR, Fuel Fill
10	5529 5937	2							BUMPER, Fuel Door
11	5525 5439	1							HOUSING, Fuel Filler
12									SEAL, Rear Door Right
	5513 4724	1							Right
	5513 4725	1							Left
13									REINFORCEMENT, Door Striker Right
	55295 910AB	1							Right
	55295 911AB	1							Left
14	4512 871	AR							RETAINER, Door Lock Striker
-15	55295 856AB	2							LABEL, Fuel, Premium Fuel Unleaded Only, Bilingual



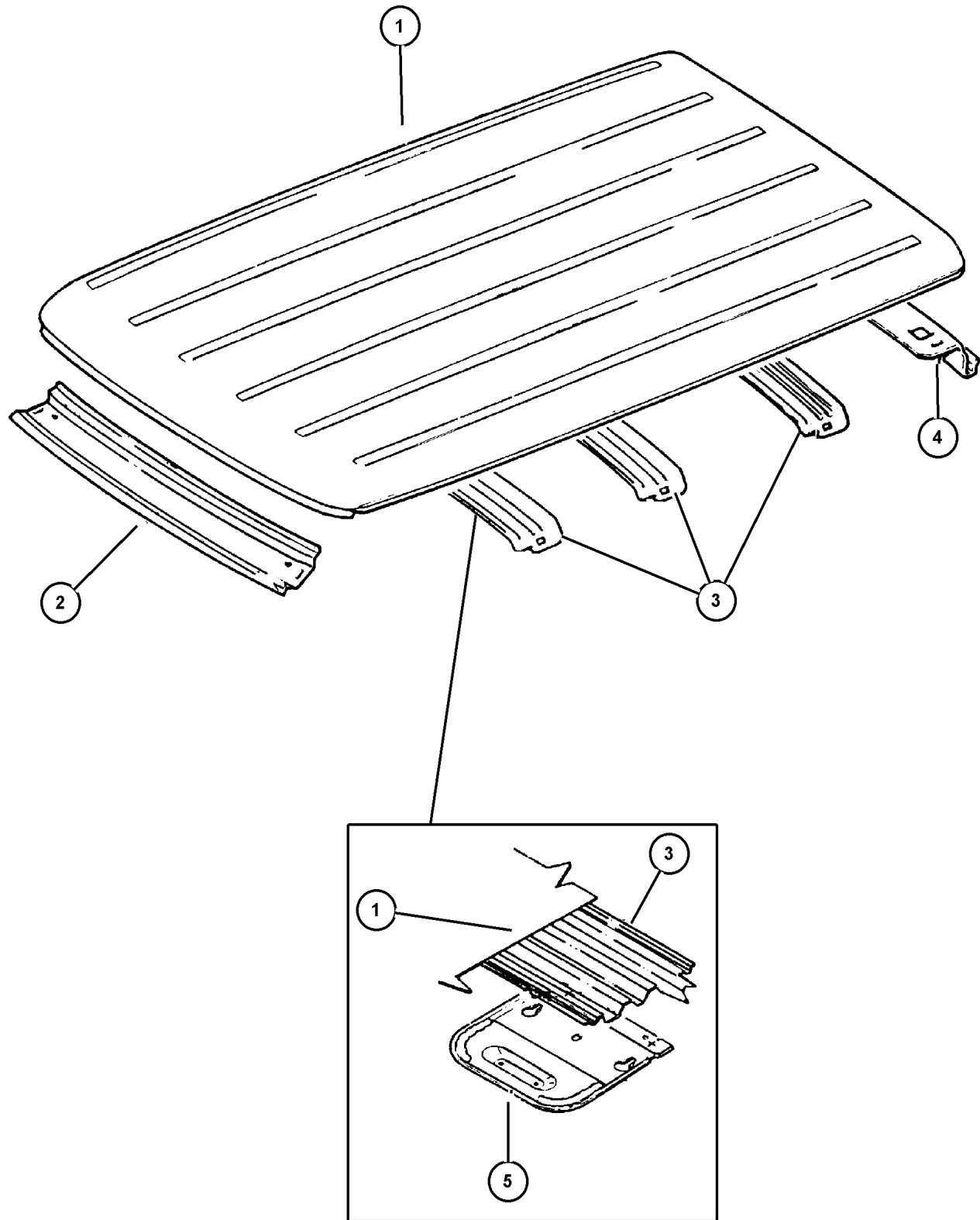
JEEP GRAND CHEROKEE (ZJ)

SERIES	LINE	BODY	ENGINE	TRANSMISSION
L = Low Line	J = 4WD T = 2WD	74 = 4 Door	ERH, ER0 = 4.0L Power Tech I-6. ELF, EL0 = 5.2L V8 MPI EML, EM0 = 5.9L V8 MPI	DGW = 4 Speed Auto. 44RE DGK = 4 Speed Auto. 42RE DGT = 4 Speed Auto. 46RE DGO = All Speed Auto.

AR = Use as required - = Non illustrated part # = New this model year

October 20, 2004

**Panels, Roof
Figure SZJ-1110**



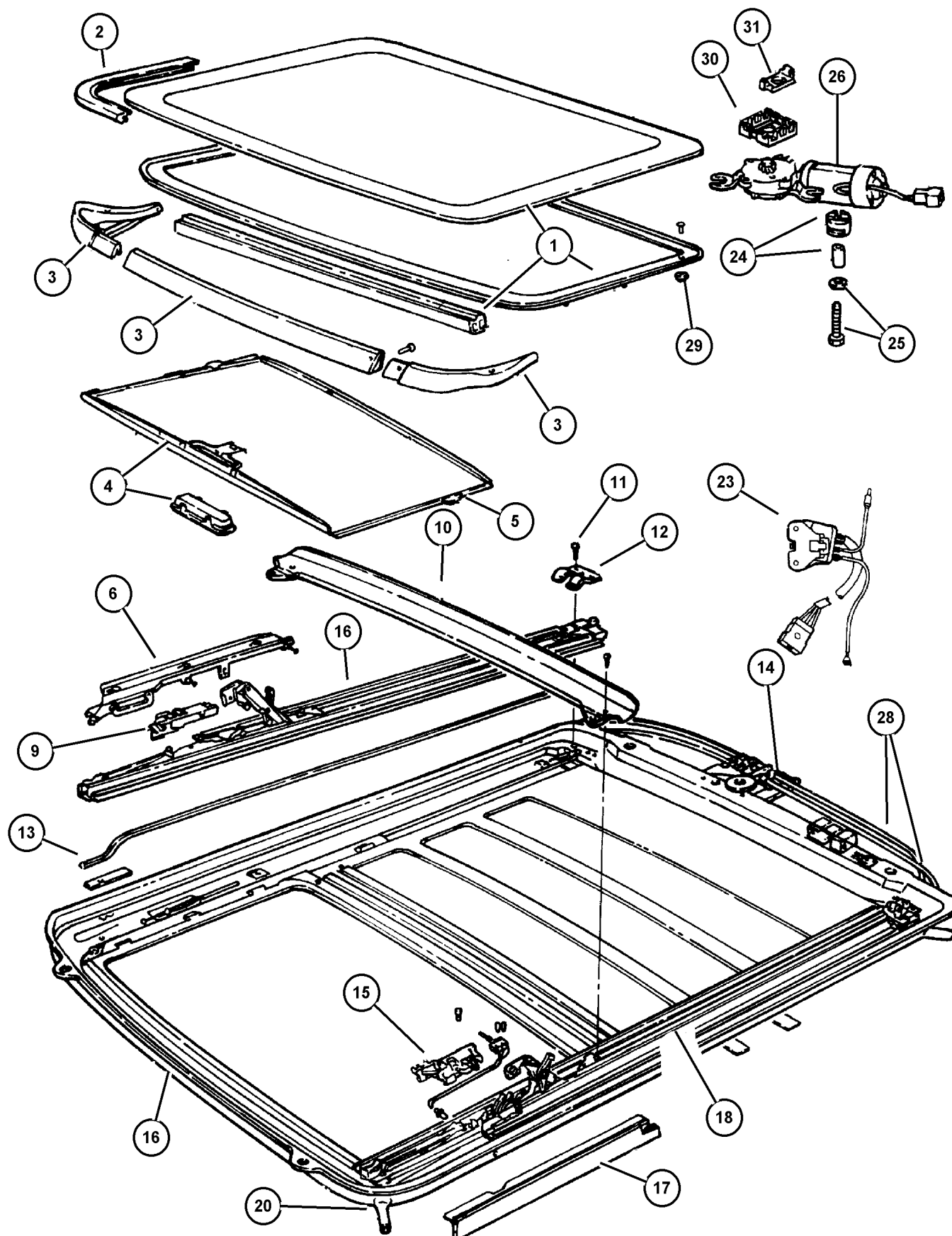
ITEM	PART NUMBER	QTY	LINE	SERIES	BODY	ENGINE	TRANS	TRIM	DESCRIPTION
1									ROOF
	5525 6060	1							With Luggage Rack
	5529 5955	1							With Luggage Rack and Sunroof
2	55296 051AB	1							HEADER, Roof Front, Front
3	5503 1829	1							BOW, Roof
4	4796 409	1							HEADER, Roof Upper Rear
5	5503 2509	1							BRACKET, Dome Lamp, Dome Lamp Mounting, (Also Serviced in Item 3)

JEEP GRAND CHEROKEE (ZJ)				
SERIES	LINE	BODY	ENGINE	TRANSMISSION
L = Low Line	J = 4WD T = 2WD	74 = 4 Door	ERH, ER0 = 4.0L Power Tech I-6. ELF, EL0 = 5.2L V8 MPI EML, EM0 = 5.9L V8 MPI	DGW = 4 Speed Auto. 44RE DGK = 4 Speed Auto. 42RE DGT = 4 Speed Auto. 46RE DGO = All Speed Auto.

AR = Use as required - = Non illustrated part # = New this model year

October 20, 2004

Sunroof, Component Parts Figure SZJ-1210



ITEM	PART NUMBER	QTY	LINE	SERIES	BODY	ENGINE	TRANS	TRIM	DESCRIPTION
1	5507 6207	1							GLASS, Sunroof
2	4440 278	1							SEAL, Sunroof, (Also Serviced With Glass)
3	4856 567	1							DEFLECTOR, Sunroof Wind
4									SUNSHADE, Sunroof
	5FZ20 LAZAA	1							Agate, [AZ]
	5FZ20 RC1AA	1							Mist Gray, [C3]
	5FZ20 RT6AA	1							Saddle, [T6]
5	4440 277	2							CLIP, Sunroof Sunshade
6									BRACKET, Sunroof
	4883 574AA	1							Right
	4883 575AA	1							Left
-7	5256 034	2							SCREW, Sun Roof, M5x5
-8	5256 035	2							WASHER, Flat
9	4440 480	1							LOCATOR, Sunroof Drive Cable, Right
10	4440 273	1							CHANNEL, Sunroof Drain
11									SCREW, (NOT SERVICED) (Not Serviced)
12									BRACKET, (NOT SERVICED) (Not Serviced)
13									SEAL, (NOT SERVICED) (Not Serviced)
14									BRACKET, (NOT SERVICED) (Not Serviced)
15	4883 578AA	1							LOCATOR, Sunroof Drive Cable, With Switch, Left
16	4883 576AA	1							FRAME, Sunroof, Includes Everything Except Glass And Sunshade
17									COVER, Sunroof Mechanism
	4856 664	1							Left
	4856 665	1							Right
18									TRACK, Sunroof
	4386 884	1							Right
	4874 360	1							Left
-19									SCREW, Sun Roof, (NOT SERVICED) (Not Serviced)
20									HOSE, Sunroof Drain
	5507 4988	2							Front
	5507 6372	2							Rear
-21	6505 056AA	4							CLAMP, To Support
-22	5507 5527	2							PLUG, Sunroof Drain Hose, Rear

JEEP GRAND CHEROKEE (ZJ)
 SERIES LINE
 L = Low Line J = 4WD
 T = 2WD

BODY
 74 = 4 Door

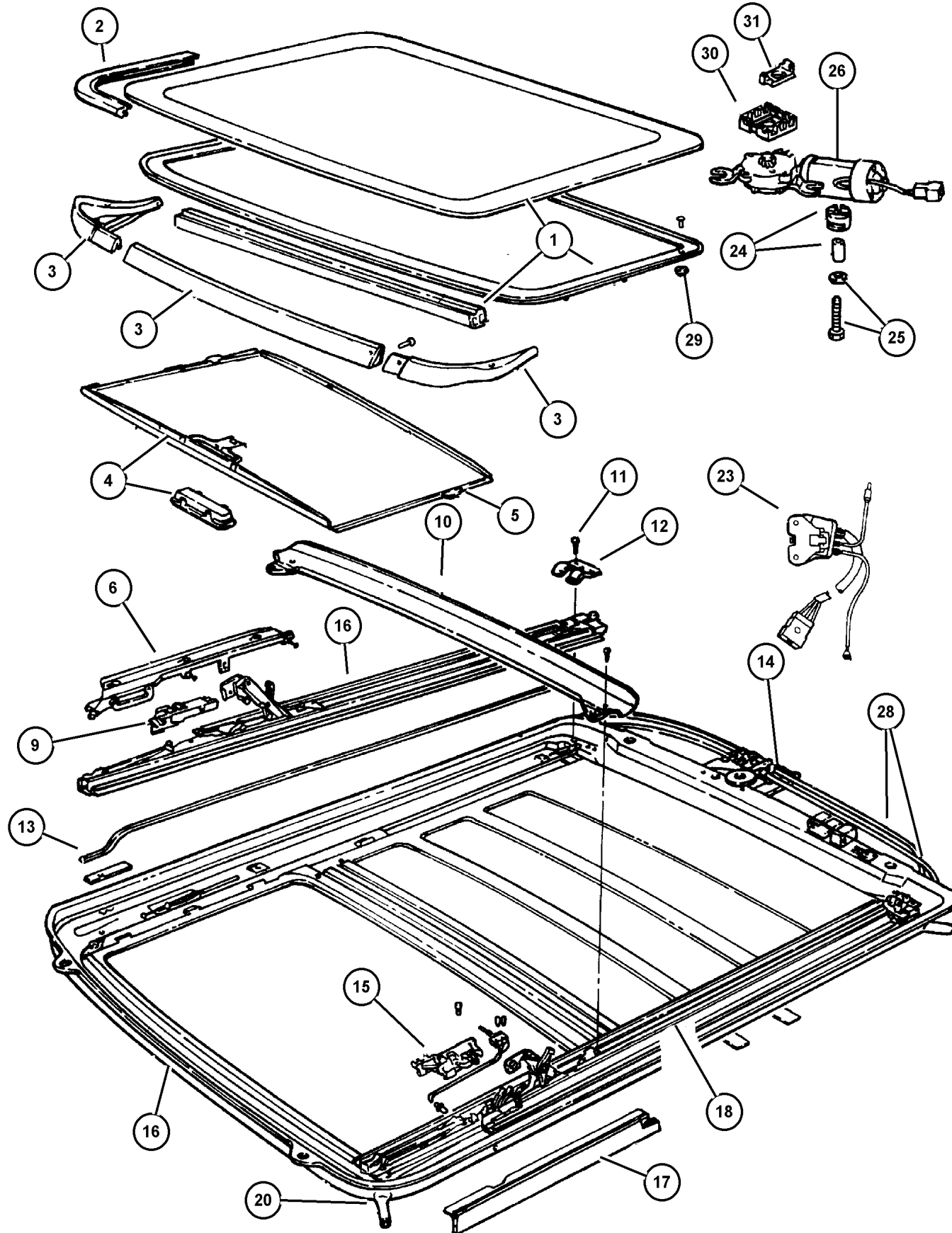
ENGINE
 ERH, ER0 = 4.0L Power Tech I-6.
 ELF, EL0 = 5.2L V8 MPI
 EML, EM0 = 5.9L V8 MPI

TRANSMISSION
 DGW = 4 Speed Auto. 44RE
 DGK = 4 Speed Auto. 42RE
 DGT = 4 Speed Auto. 46RE
 DGO = All Speed Auto.

AR = Use as required - = Non illustrated part # = New this model year

October 20, 2004

Sunroof, Component Parts Figure SZJ-1210



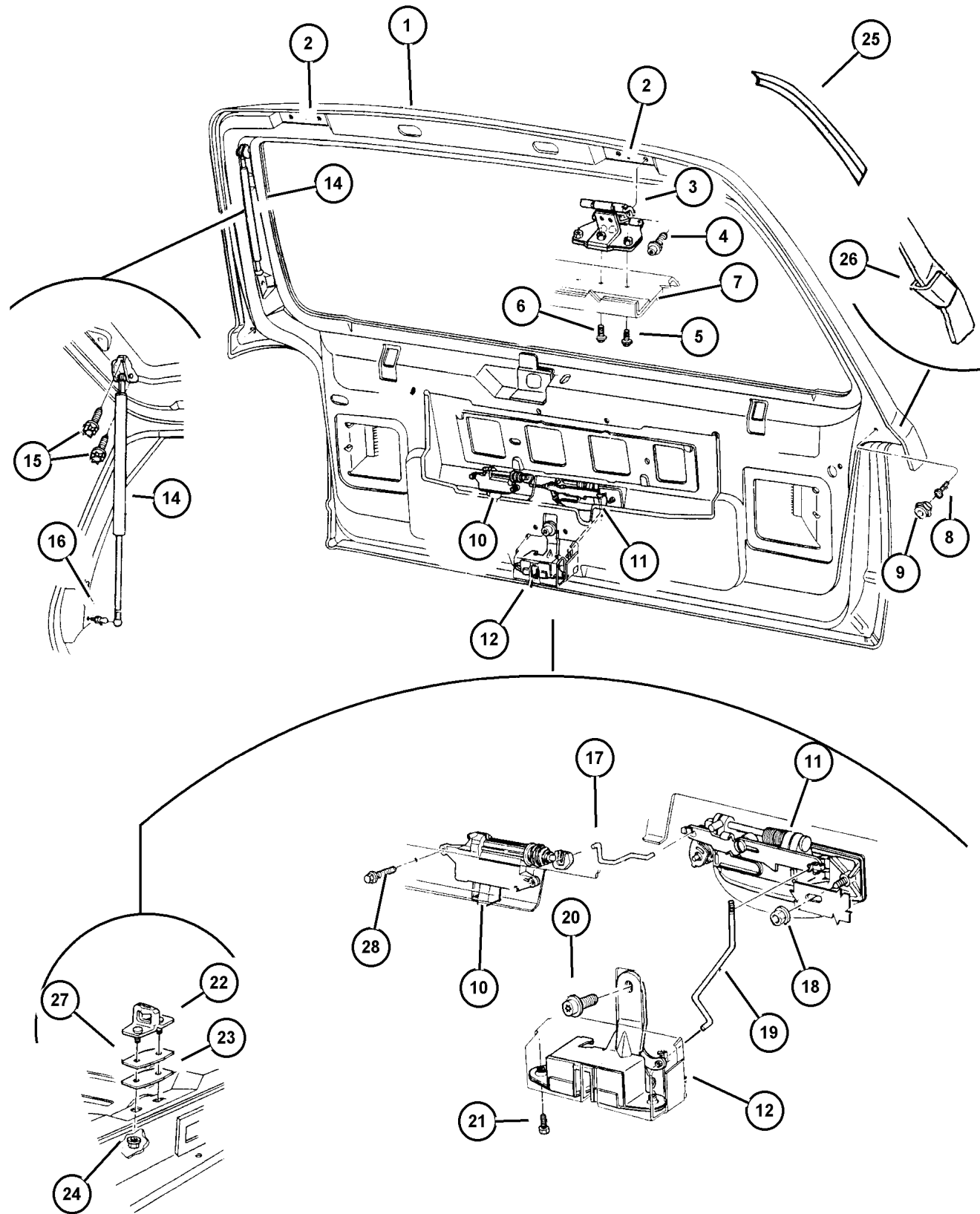
ITEM	PART NUMBER	QTY	LINE	SERIES	BODY	ENGINE	TRANS	TRIM	DESCRIPTION
23	4856 568	1							RELAY, Electrical, Includes Bracket
24	5256 019	3							SPACER, Motor Mounting
25	5256 021	3							SCREW AND WASHER, Sun Roof Motor
26	4883 573AA	1							MOTOR, Sunroof
-27	4728 172	1							INSERT, Bracket To Motor
28	4762 790	1							CABLE KIT, Sunroof
29	5256 024	6							NUT, Glass, [M6x1]
30	4728 173	1							BRACKET, Sunroof Drive Cable
31	4773 594	1							BRACKET, Sunroof Motor
-32	5014 766AA	1							TUBE KIT, Sunroof Repair, See [TSB] 23-54-98

JEEP GRAND CHEROKEE (ZJ)				
SERIES	LINE	BODY	ENGINE	TRANSMISSION
L = Low Line	J = 4WD T = 2WD	74 = 4 Door	ERH, ER0 = 4.0L Power Tech I-6. ELF, EL0 = 5.2L V8 MPI EML, EM0 = 5.9L V8 MPI	DGW = 4 Speed Auto. 44RE DGK = 4 Speed Auto. 42RE DGT = 4 Speed Auto. 46RE DGO = All Speed Auto.

AR = Use as required - = Non illustrated part # = New this model year

October 20, 2004

Lift Door, Latch And Hinges Figure SZJ-1310



ITEM	PART NUMBER	QTY	LINE	SERIES	BODY	ENGINE	TRANS	TRIM	DESCRIPTION
1	5519 6457	1							LIFTGATE
2									PLATE, (NOT SERVICED) (Not Serviced)
3	4796 432	2							HINGE, Liftgate
4	6502 986	4							SCREW AND WASHER, Pan Head, M8x1.25x30.00
5	6503 764	4							SCREW AND WASHER, Hex Head, M8x1.25x25
6	6504 462	2							SCREW
7									HEADER, Roof Rear, (NOT SERVICED) (Not Serviced)
8	6036 026AA	2							SCREW, Hex Head Shoulder Tapping, .312-18x1.83
9	5525 4847	2							BUMPER, Liftgate
10	55295 716AB	1							ACTUATOR, Liftgate Lock
11	55076 391AB	1							HANDLE AND SWITCH, Liftgate
12	4883 254	1							LATCH, Liftgate
-13	5600 5640	1							SWITCH, Alarm and Cargo Lamp, Security Alarm/Cargo Lamp
14									SUPPORT, Liftgate Strut Right
	55075 704AB	1							Left
	55075 705AB	1							Left
15									SCREW, M6x1x25, (NOT SERVICED) (Not Serviced)
16	5507 5205	2							BALL STUD, Liftgate Glass
17	5507 6022	1							ROD, Liftgate Actuator, Power Liftgate
18	6501 730	4							NUT, Retainer, M6 x 1.00
19	5503 1860	1							ROD, Liftgate Handle to Latch
20	6503 154	1							SCREW AND WASHER, Round Head, M8x1.25x20
21	6502 623	2							SCREW, Flat Head, M8x1.25x23
22	5529 6077	1							STRIKER, Door Latch
23	5507 5320	1							STRIKER, Seal Plate, Striker Seal
24	6101 761	2							NUT, Coned Washer, M10 x 1.50
25	5513 5179	1							SEAL, Liftgate, To Body
26	5529 5615	2							STRIP, Liftgate Edge Protector
27	5507 5677	AR							STRIKER, Seal Plate
28									SCREW, .25-14x.75, (NOT SERVICED) (Not Serviced)
-29	6035 029	4							SCREW, Hex Flange Head Tapping, .19-16x.50

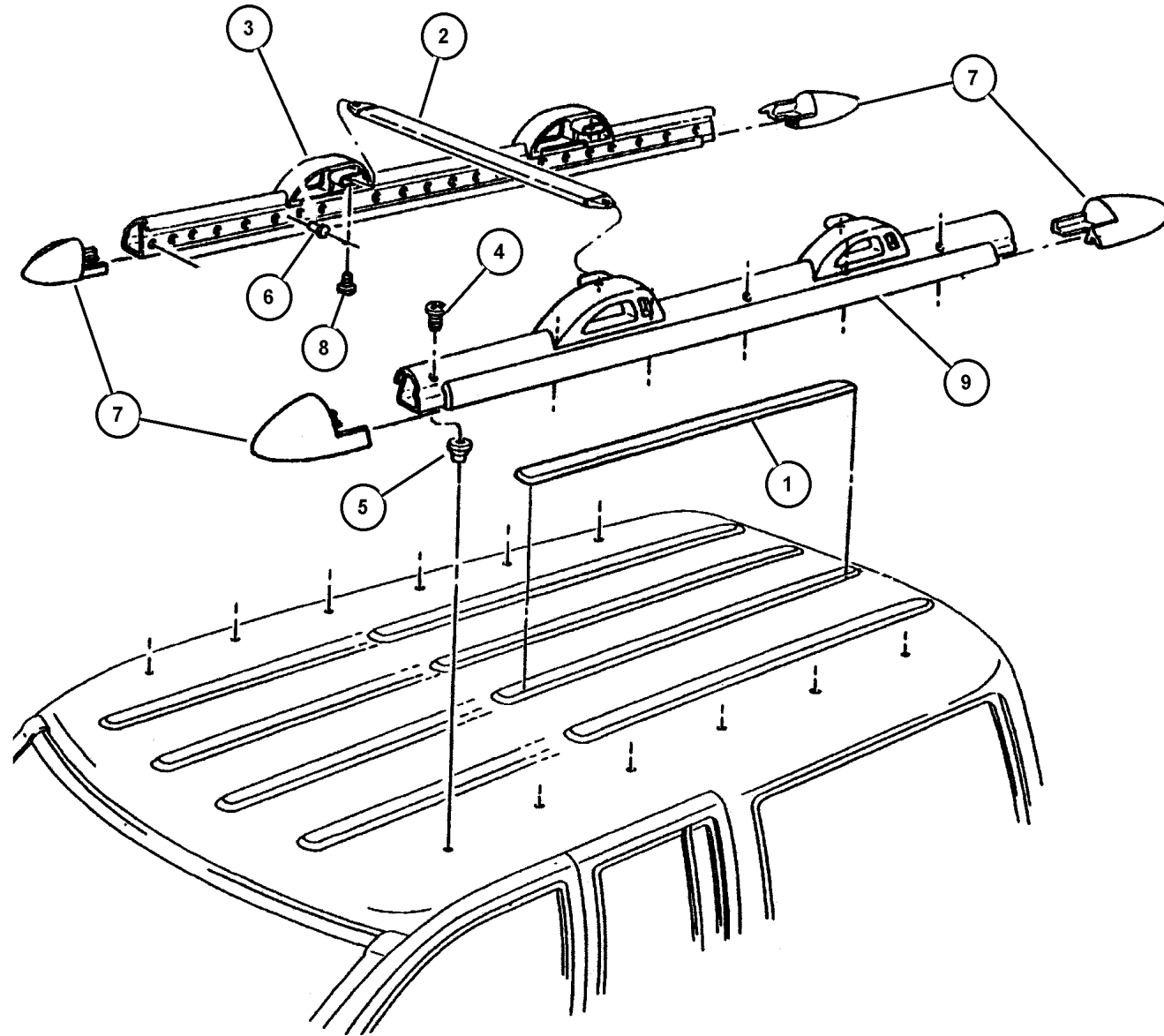
JEEP GRAND CHEROKEE (ZJ)

SERIES	LINE	BODY	ENGINE	TRANSMISSION
L = Low Line	J = 4WD T = 2WD	74 = 4 Door	ERH, ER0 = 4.0L Power Tech I-6. ELF, EL0 = 5.2L V8 MPI EML, EM0 = 5.9L V8 MPI	DGW = 4 Speed Auto. 44RE DGK = 4 Speed Auto. 42RE DGT = 4 Speed Auto. 46RE DGO = All Speed Auto.

AR = Use as required - = Non illustrated part # = New this model year

October 20, 2004

Roof Rack, Laredo
Figure SZJ-1610



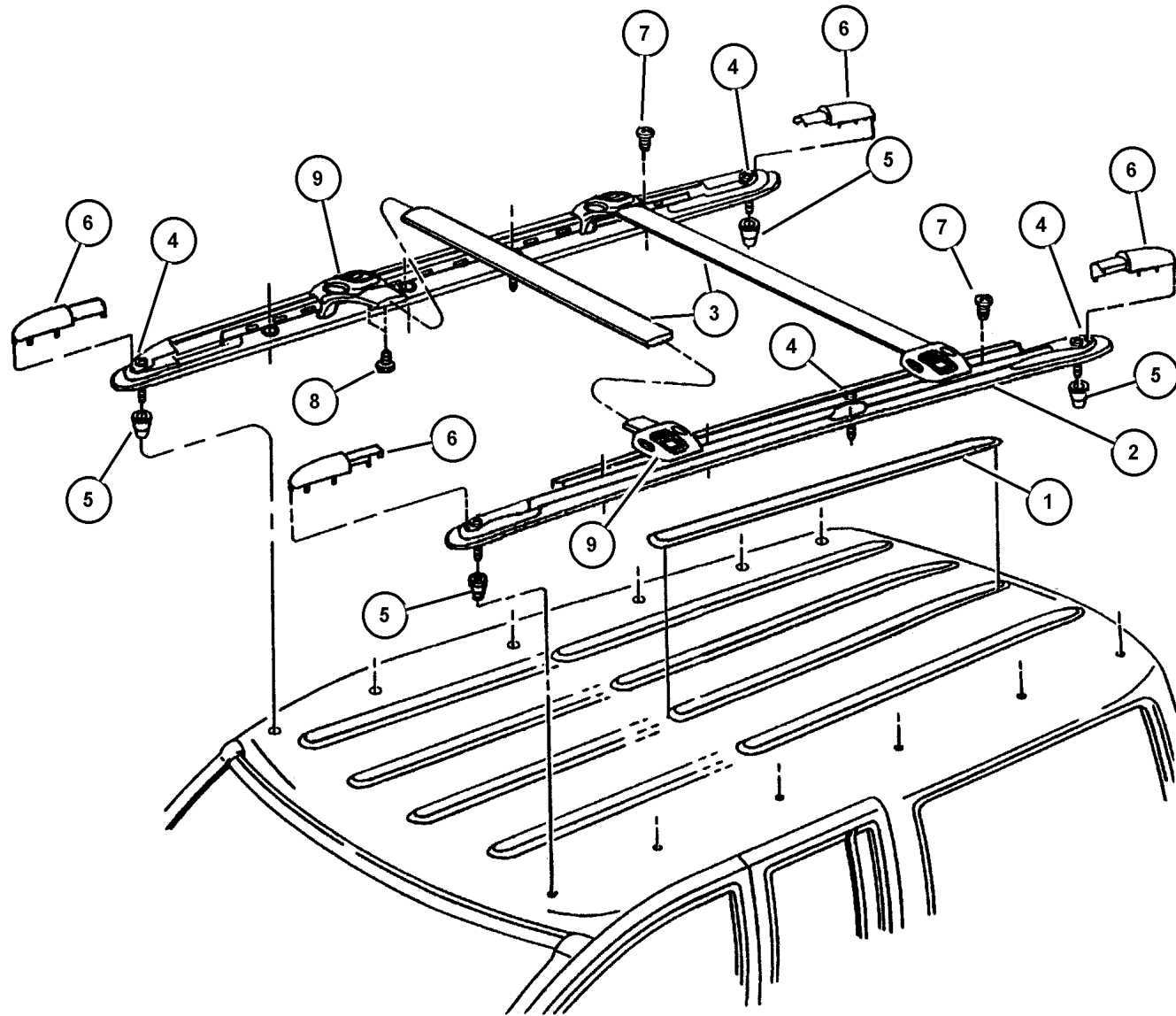
ITEM	PART NUMBER	QTY	LINE	SERIES	BODY	ENGINE	TRANS	TRIM	DESCRIPTION
With Sales Code [MWG]									
1	5507 5107	4							SKID STRIP, Roof Rack
2	4897 995AA	1							RAIL, Luggage Rack Side
3									STANCHION, LUGG RACK CROSS RAIL
	55076 028AB	2							Right
	55076 029AB	2							Left
4	6505 489AA	12							SCREW, Pan Head
5	6504 363	12							NUT/RIVET, Round, M6.00 x 1.00 x 15.00
6									RIVET, Sunroof Stop, (NOT SERVICED) (Not Serviced)
7									CAP, Side Rail
	5507 5918	2							Right
	5507 5919	2							Left
8	6035 499	4							SCREW, Pan Head Tapping, .242-10x.625
9	4883 432AA	2							RAIL, Luggage Rack Side

JEEP GRAND CHEROKEE (ZJ)				
SERIES	LINE	BODY	ENGINE	TRANSMISSION
L = Low Line	J = 4WD T = 2WD	74 = 4 Door	ERH, ER0 = 4.0L Power Tech I-6. ELF, EL0 = 5.2L V8 MPI EML, EM0 = 5.9L V8 MPI	DGW = 4 Speed Auto. 44RE DGK = 4 Speed Auto. 42RE DGT = 4 Speed Auto. 46RE DGO = All Speed Auto.

AR = Use as required - = Non illustrated part # = New this model year

October 20, 2004

**Roof Rack, Limited 5.9 Package
Figure SZJ-1620**



ITEM	PART NUMBER	QTY	LINE	SERIES	BODY	ENGINE	TRANS	TRIM	DESCRIPTION
With Sales Code [MWA]									
1	5507 5107	4							SKID STRIP, Roof Rack
2									RAIL, Roof
	5FP7 8DX9	1							Right
	5FP8 1DX9	1							Left
3	5FP80 DX9AB	2							CROSS RAIL, Roof Rack
4	6505 217AA	3							SCREW, Pan Head
5	6504 363	12							NUT/RIVET, Round, M6.00 x 1.00 x 15.00
6									COVER, Luggage Rack
	4676 646	2							Right
	4676 647	2							Left
7	6505 351AA	6							SCREW, Pan Head
8									SCREW, (NOT SERVICED) (Not Serviced)
9									STANCHION, Luggage Rack Cross Bar
	4883 124	1							Right
	4883 125	1							Left

JEEP GRAND CHEROKEE (ZJ)

SERIES	LINE	BODY	ENGINE	TRANSMISSION
L = Low Line	J = 4WD T = 2WD	74 = 4 Door	ERH, ER0 = 4.0L Power Tech I-6. ELF, EL0 = 5.2L V8 MPI EML, EM0 = 5.9L V8 MPI	DGW = 4 Speed Auto. 44RE DGK = 4 Speed Auto. 42RE DGT = 4 Speed Auto. 46RE DGO = All Speed Auto.

AR = Use as required - = Non illustrated part # = New this model year