

1997 JEEP GRAND CHEROKEE (ZJ)



Jeep

CHRYSLER • PLYMOUTH • DODGE • JEEP

THE MOPAR DIFFERENCE

VIN PLATE DECODING INFORMATION

1	2	3	4	5	6	7	8	9	10	11	12 thru 17
Country	Make	Vehicle Type	Other	Line	Series	Body Style	Engine	Check Digit	Model Year	Assy. Plant	Sequence No.

The following table interprets the VIN Plate positions shown above.

Position	Interpretation	Codes = Description
1	Country of Origin	1 = U.S.
2	Make	J = Jeep
3	Vehicle type	4 = MPV
4	GVWR & Pass. Safety	D=0-1360 kg (1-3000 lbs) E=1361-1814 kg (3001-4000 lbs) F=1815-2267 kg (4001-5000 lbs) G=2268-2721 kg (5001-6000 lbs) H=2722-3175 kg (6001-7000 lbs) J=3176-3628 kg (7001-8000 lbs) K=3629-4082 kg (8001-9000 lbs) L=4083-4535 kg (9001-10000 lbs) M=4536-6350 kg (10001-14000 lbs)
5	Vehicle Line	X = Grand Cherokee 4x2 (LHD) Z = Grand Cherokee 4x4 (LHD)
6	Series	5 = Laredo 7 = Limited 8 = Limited (w/5.9L)
7	Body Style	8 = 4 Dr. Sport Utility
8	Engine	Y = 5.2L Gas (ELF) Z = 5.9L Gas (EML) S = 4.0L Gas (ERH)
9	Check Digit	
10	Model Year	V = 1997
11	Assembly Plant	C = Jefferson North
12 thru 17	Vehicle Build Sequence	Model Year Assembly Sequence

Group – 002

Front Suspension & Drive

GROUP 2 - Front Suspension & Drive

Illustration Title

Group-Fig. No.

Front Suspension

Suspension,Front,Springs,Shocks,Control Arms	Fig. 002-110
Bar,Front Stabilizer Bar	Fig. 002-120
Bar,Front Track	Fig. 002-130

Front Axle Drive Shafts

Shafts,Front Axle	Fig. 002-210
-------------------------	--------------

Front Axle Housing

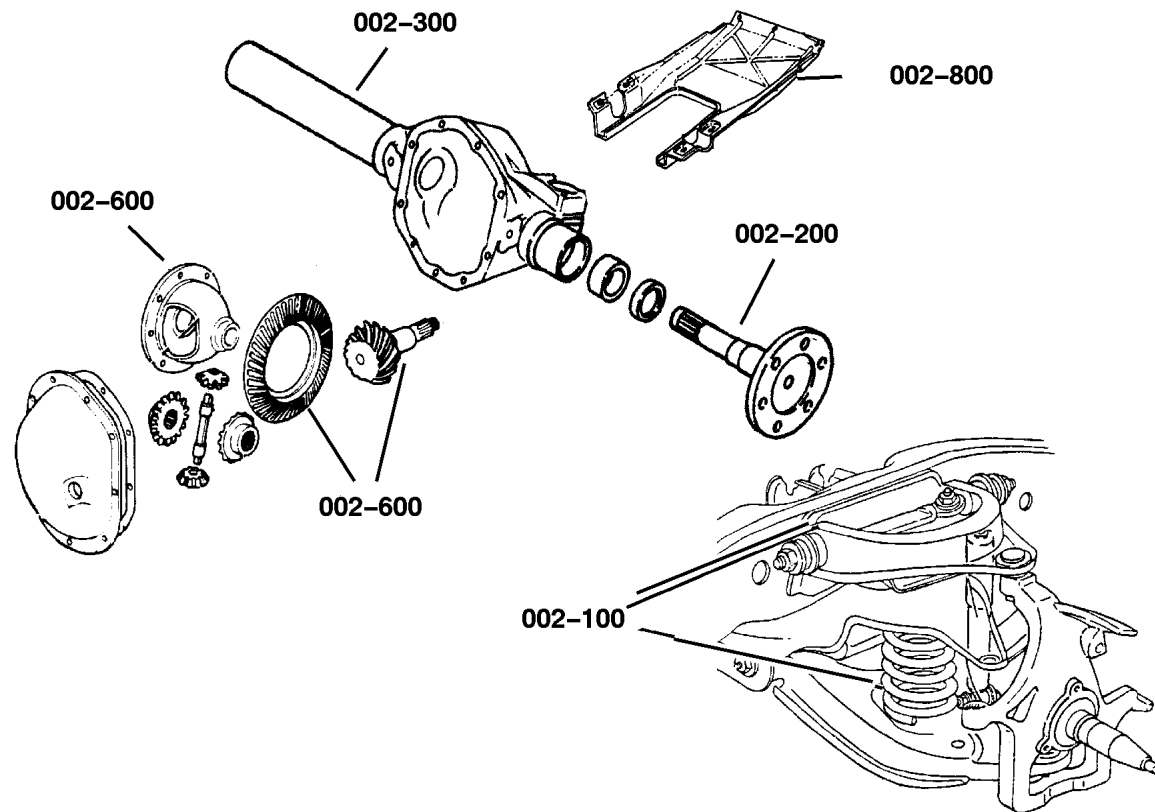
Housing,Front Axle 2 Wheel Drive	Fig. 002-310
Housing,Front Axle 4 Wheel Drive	Fig. 002-320

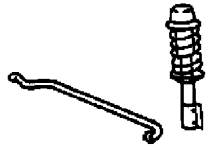
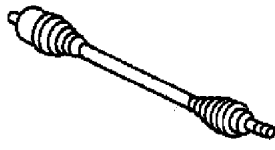
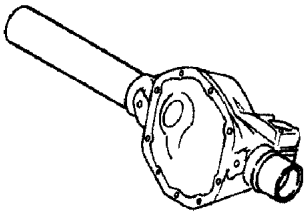
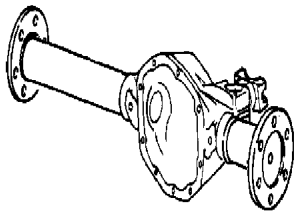
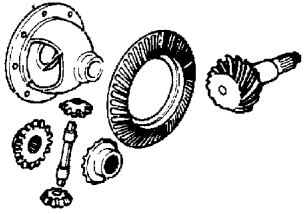
Front Axle Assembly

Axle Assembly,Front	Fig. 002-410
---------------------------	--------------

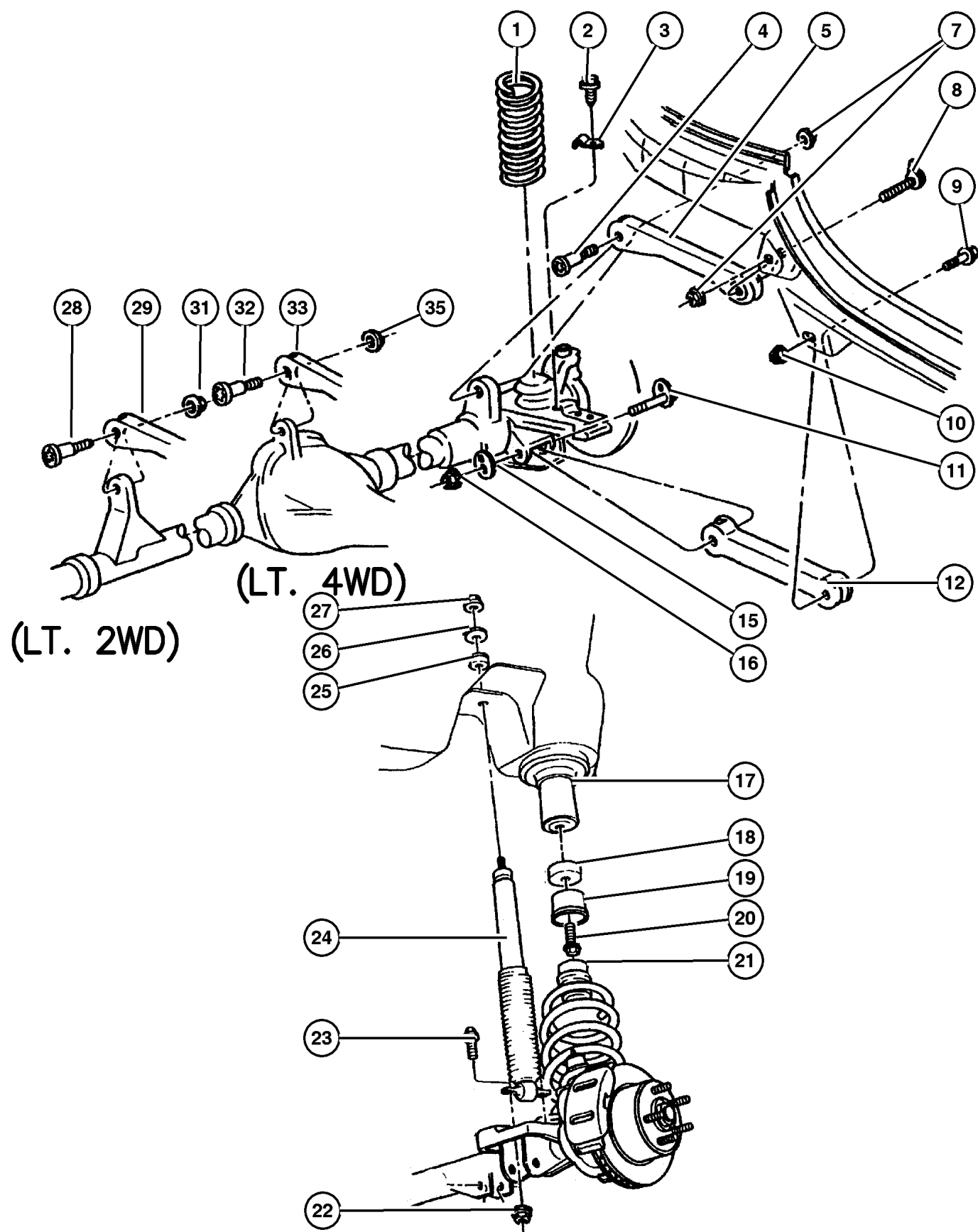
Front Axle Differential

Differential,Front,Internal Parts	Fig. 002-610
---	--------------



<p>002-100 Front Suspension</p> 	<p>002-200 Front Axle Drive Shafts</p> 	<p>002-300 Front Axle Housing</p> 	<p>002-400 Front Axle Assembly</p> 
<p>002-600 Front Axle Differential</p> 			

Suspension, Front, Springs, Shocks, Control Arms Figure 002-110



ITEM	PART NUMBER	QTY	LINE	SERIES	BODY	ENGINE	TRANS	TRIM	DESCRIPTION
Note:UCA=Upper Control Arm---LCA=Lower Control Arm---SDA=Normal Duty Suspension---SDU=High Pressure Gas Charged Shocks---ER0=4.0L 6 Cylinder Gas Engine---EL0=5.2L 8 Cylinder Gas Engine---Check VIN Number for Sales Codes on Front									
1									SPRING, Front Coil
	5208 8102	1							[ZFJ,ZUJ]
	5208 8103	1							[ZFK,ZUK]
	5208 8104	1							[ZGK,ZVK]
	5208 8105	1							[ZGL,ZVL]
	5208 8181	1							[ZFL,ZUL]
	5208 8361	1							[ZFM,ZUM]
	5208 8362	1							[ZFN,ZUN]
	5208 8363	1							[ZGN,ZVN]
	5208 9141	1							[ZGP,ZVP]
2	6502 468	2							SCREW, Hex Flange Head, M8x1.25x20, Coil Spring Retainer BRACKET, Spring
3									Coil Spring Retainer, Right
	5208 8114	1							Coil Spring Retainer, Left
	5200 5917	1							
4									SCREW, Truss Head, M10x1.5x75
	6502 469	2	T		74				UCA to Front Axle Mounting
		2	J		74				UCA to Front Axle Mounting
5									ARM, Control
	5208 7711	2	T		74				Upper
		2	J		74				Upper
-6									BUSHING, Control Arm
	5208 7852	1	T						Upper
		1	J						Upper
7									NUT, Hex Flange Lock, M10x1.5
	6502 696	4	T		74				UCA to Front Axle and Sill Mounting
		4	J		74				UCA to Front Axle and Sill Mounting
8									BOLT, Hex Flange Head, M10x1.50x78.20
	6503 085	2	T		74				UCA to Sill Mounting
		2	J		74				UCA to Sill Mounting
9									BOLT, Hex Flange Head, M14x2.0x105
	6502 963	2	T		74				LCA to Sill Mounting
		2	J		74				LCA to Sill Mounting
10	6502 696	4							NUT, Hex Flange Lock, M10x1.5, LCA to Sill Mounting
11									BOLT AND WASHER, Hex Head, M14 x 2.00 x 111.6

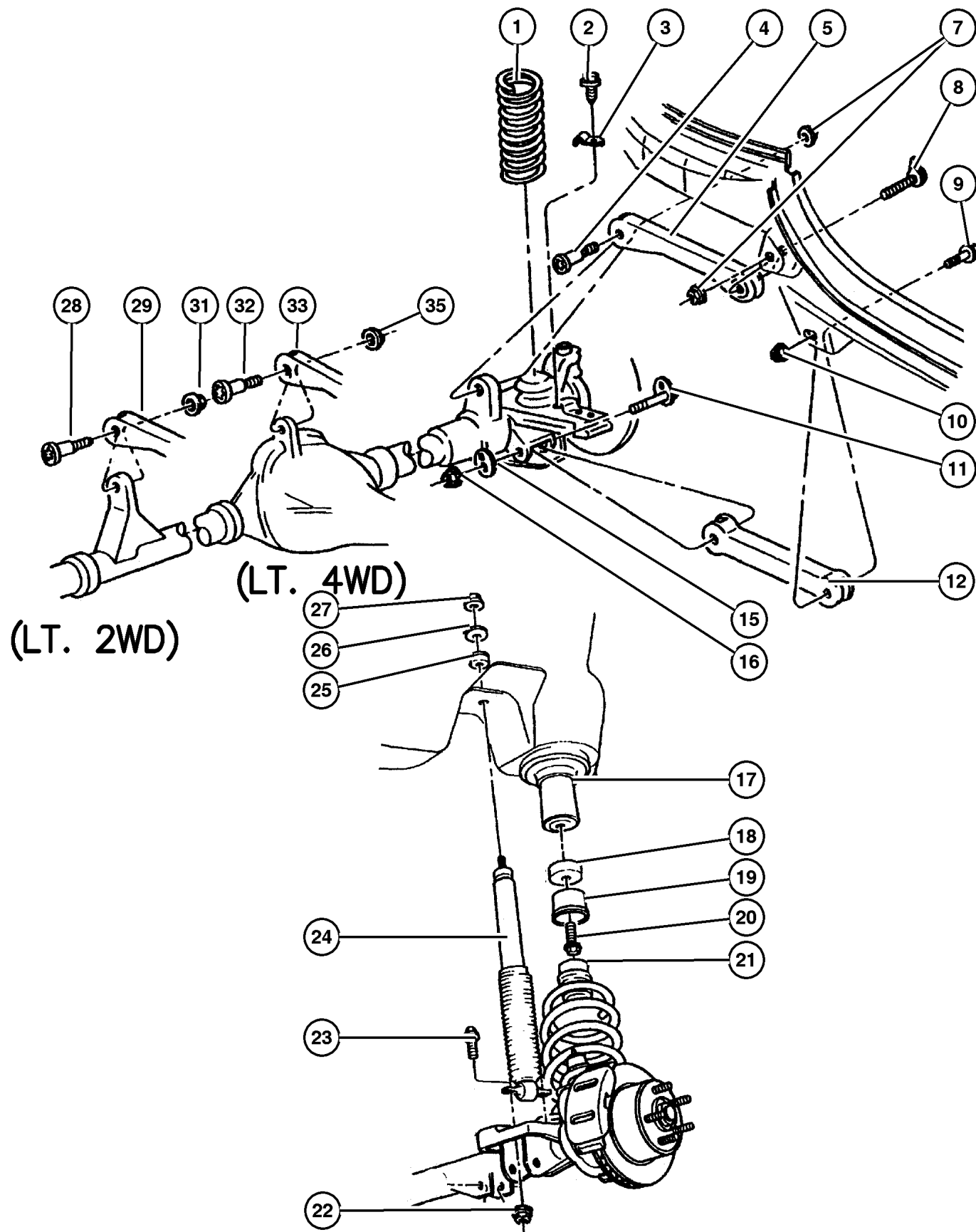
JEEP GRAND CHEROKEE (ZJ)

SERIES	LINE	BODY	ENGINE	TRANSMISSION
L = Low Line	J = 4WD T = 2WD	74 = 4 Door	ERH, ER0 = 4.0L Power Tech I-6. ELF, EL0 = 5.2L V8 MPI EML, EM0 = 5.9L V8 MPI	DGW = 4 Speed Auto. 44RE DGK = 4 Speed Auto. 42RE DGT = 4 Speed Auto. 46RE DGO = All Speed Auto.

AR = Use as required - = Non illustrated part # = New this model year

October 20, 2004

Suspension,Front,Springs,Shocks,Control Arms
Figure 002-110



ITEM	PART NUMBER	QTY	LINE	SERIES	BODY	ENGINE	TRANS	TRIM	DESCRIPTION
	6504 238	2	T		74				LCA to Front Axle Mounting
		2	J		74				LCA to Front Axle Mounting
12	5208 8312	2							ARM, Control, Lower
-13	5208 8167	2							BUSHING, Lower Control Arm, Lower
-14	5208 7720	2							BUSHING, Control Arm, Lower
15									WASHER, M14
	6504 236	2	T		74				LCA to Front Axle Mounting
		2	J		74				LCA to Front Axle Mounting
16									NUT, Hex, M14-2
	6503 841	2	T		74				LCA to Front Axle Mounting
		2	J		74				LCA to Front Axle Mounting
17									ISOLATOR, Spring
	5208 7767	2	T		74				Upper
		2	J		74				Upper
18	5200 5645	2	J						SPACER, Jounce Bumper, [SDU] Only
19									CUP, Jounce Bumper
	5208 7635	2	T		74				
		2	J		74				
20	6504 425	2							SCREW AND WASHER, M10x1.50x35, Jounce Bumper Mounting
21									BUMPER, Jounce
	5208 7992	2	T		74				
		2	J		74				
22	6101 695	4							NUT, Hex Flange Lock, M8x1.25, Shock Mounting, Lower
23	6502 555	4							BOLT, M8x1.25x30, Shock Mounting, Lower
24									SHOCK ABSORBER PACKAGE, Suspension, Front
	4897 794AA	2				ER0			[SDA]
	4883 368AC	2				EL0			[SDA]
	4741 675	2							[SDU]
25									GROMMET, Shock Absorber
	5208 7768	2	T		74				
		2	J		74				
26									RETAINER, Shock Absorber
	5200 5574	2	T		74				
		2	J		74				
27	6502 556	2							NUT, Hex, M10-1.5, Shock Mounting, Upper
28									SCREW, Truss Head, M10x1.5x75

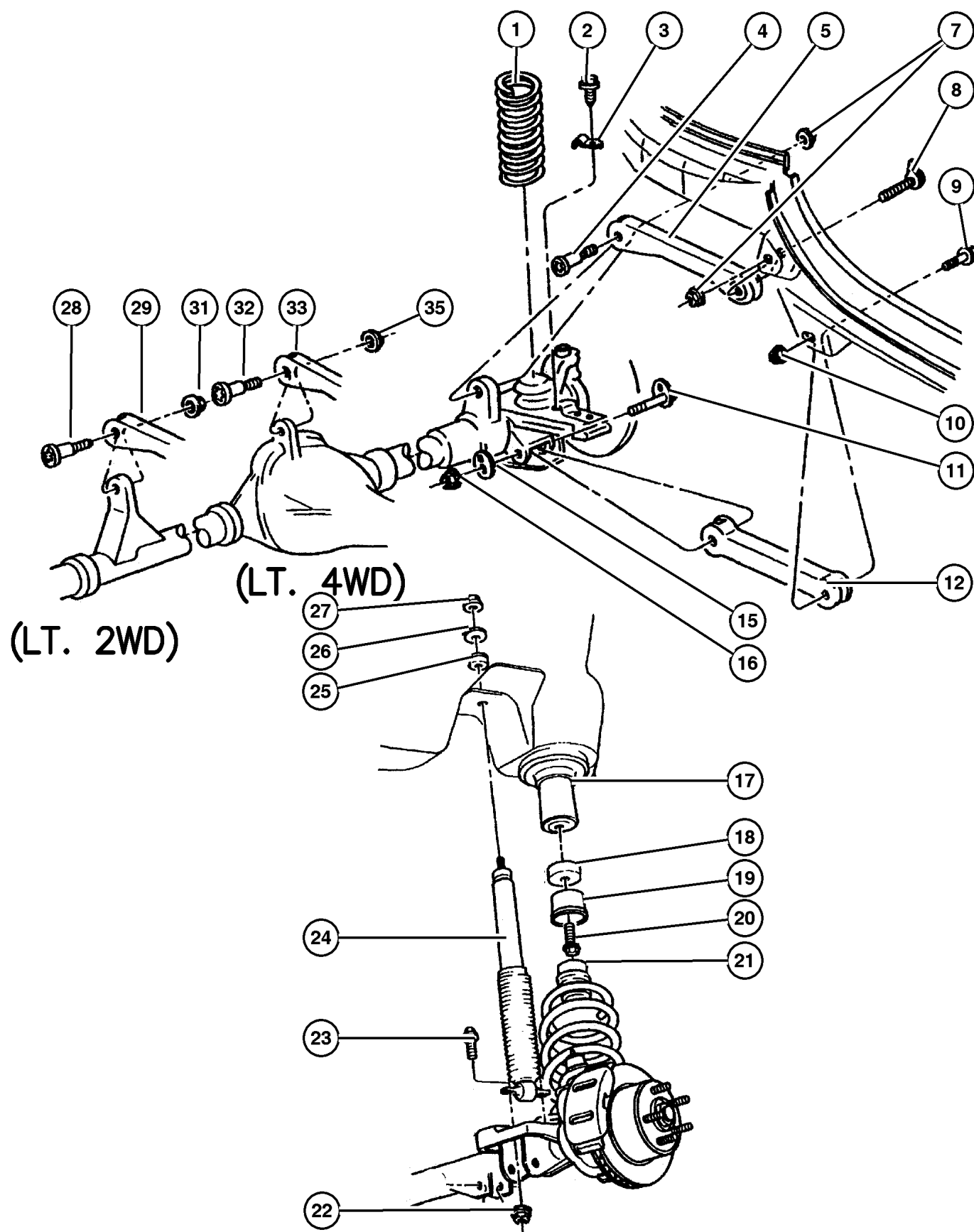
JEEP GRAND CHEROKEE (ZJ)

SERIES	LINE	BODY	ENGINE	TRANSMISSION
L = Low Line	J = 4WD T = 2WD	74 = 4 Door	ERH, ER0 = 4.0L Power Tech I-6. ELF, EL0 = 5.2L V8 MPI EML, EM0 = 5.9L V8 MPI	DGW = 4 Speed Auto. 44RE DGK = 4 Speed Auto. 42RE DGT = 4 Speed Auto. 46RE DGO = All Speed Auto.

AR = Use as required - = Non illustrated part # = New this model year

October 20, 2004

Suspension,Front,Springs,Shocks,Control Arms
Figure 002-110



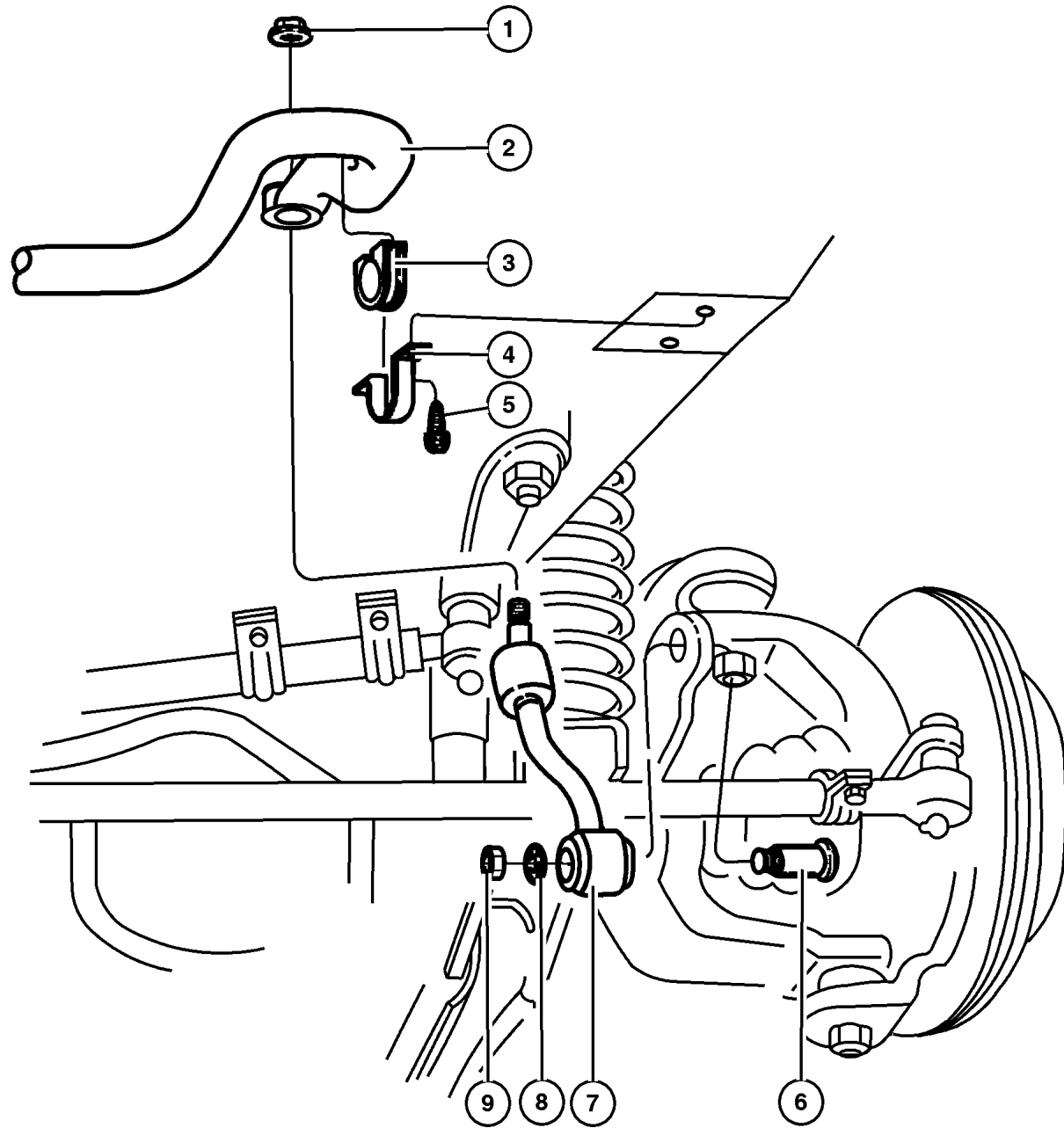
ITEM	PART NUMBER	QTY	LINE	SERIES	BODY	ENGINE	TRANS	TRIM	DESCRIPTION
	6502 469	2	T		74				UCA to Front Axle Mounting
		2	J		74				UCA to Front Axle Mounting
29	5208 7711	2	T		74				ARM, Control Upper
		2	J		74				Upper
-30	5208 7852	1	T						BUSHING, Control Arm Upper
		1	J						Upper
31									NUT, Hex Flange Lock, M10x1.5
	6502 696	4	T		74				UCA to Front Axle Mounting
		4	J		74				UCA to Front Axle Mounting
32									SCREW, Truss Head, M10x1.5x75
	6502 469	2	T		74				UCA to Front Axle Mounting
		2	J		74				UCA to Front Axle Mounting
33	5208 7711	2	T		74				ARM, Control Upper
		2	J		74				Upper
-34	5208 7852	1	T						BUSHING, Control Arm Upper
		1	J						Upper
35									NUT, Hex Flange Lock, M10x1.5
	6502 696	4	T		74				UCA to Front Axle Mounting
		4	J		74				UCA to Front Axle Mounting

JEEP GRAND CHEROKEE (ZJ)
 SERIES LINE BODY ENGINE TRANSMISSION
 L = Low Line J = 4WD 74 = 4 Door ERH, ER0 = 4.0L Power Tech I-6. DGW = 4 Speed Auto. 44RE
 ELF, EL0 = 5.2L V8 MPI DGK = 4 Speed Auto. 42RE
 EML, EM0 = 5.9L V8 MPI DGT = 4 Speed Auto. 46RE
 DG0 = All Speed Auto.

AR = Use as required - = Non illustrated part # = New this model year

October 20, 2004

Bar,Front Stabilizer Bar
Figure 002-120



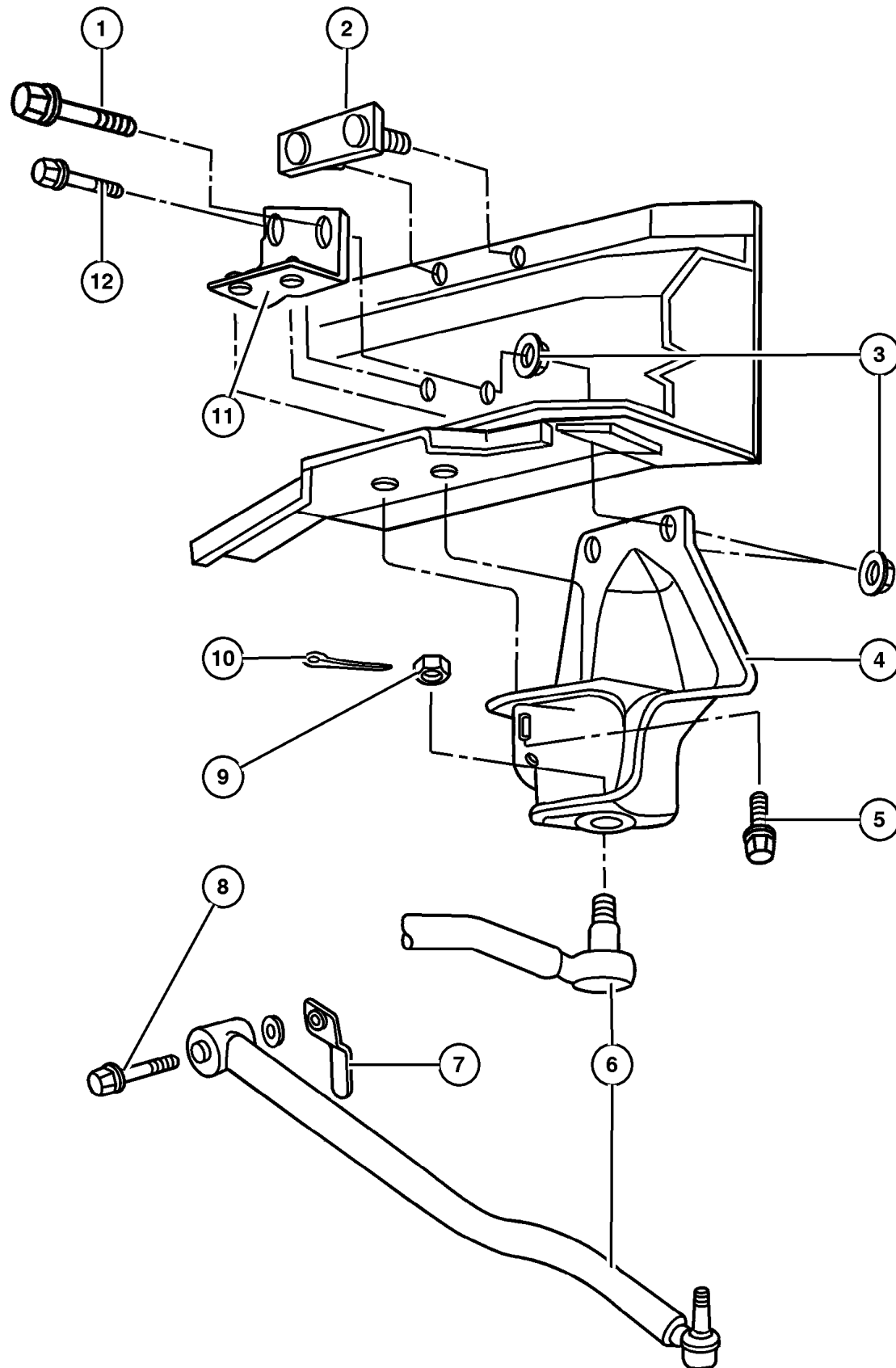
ITEM	PART NUMBER	QTY	LINE	SERIES	BODY	ENGINE	TRANS	TRIM	DESCRIPTION
1	6502 979	2							NUT AND WASHER, Hex, M10x1.5
2	5208 8100	1							BAR, Front Sway
3	5208 8523	2							CUSHION, Sway Eliminator, Stabilizer
4	5208 7865	2							RETAINER, Sway Bar
5	6101 972	4							SCREW AND WASHER
6	6502 930	2	J		74				SCREW, Truss Head, M12x1.75x70
		2	T		74				
7	5208 8437	2							LINK, Sway Eliminator
8									WASHER, Flat, ID 13.07 x OD40.00 x THK 3.50, (NOT SERVICED) (Not Serviced)
9	6502 697	2							NUT, Hex Flange Lock, M12x1.75

JEEP GRAND CHEROKEE (ZJ)
 SERIES LINE BODY ENGINE TRANSMISSION
 L = Low Line J = 4WD 74 = 4 Door ERH, ER0 = 4.0L Power Tech I-6. DGW = 4 Speed Auto. 44RE
 ELF, EL0 = 5.2L V8 MPI DGK = 4 Speed Auto. 42RE
 EML, EM0 = 5.9L V8 MPI DGT = 4 Speed Auto. 46RE
 DG0 = All Speed Auto.

AR = Use as required - = Non illustrated part # = New this model year

October 20, 2004

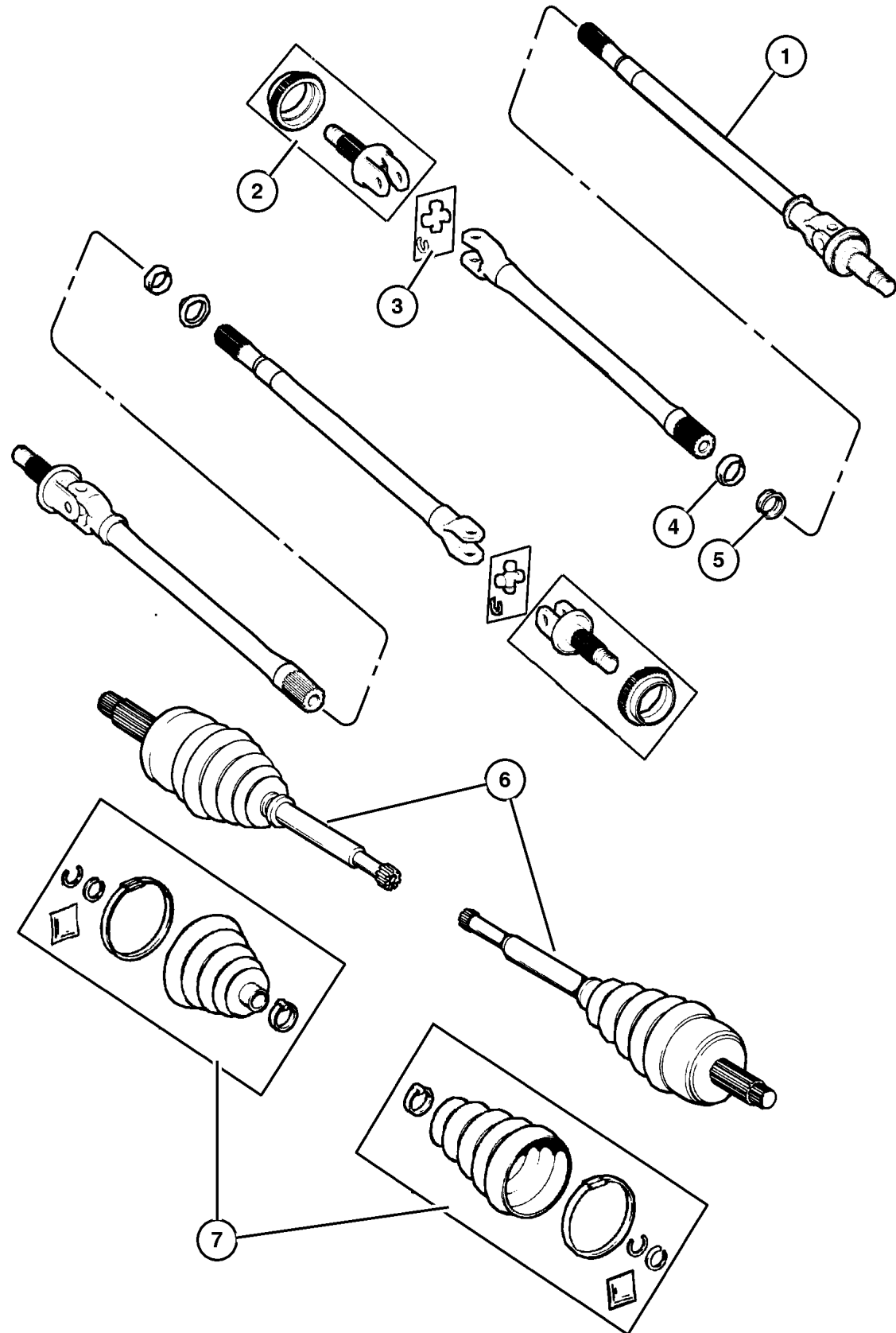
Bar,Front Track
Figure 002-130



ITEM	PART NUMBER	QTY	LINE	SERIES	BODY	ENGINE	TRANS	TRIM	DESCRIPTION
1									SCREW, Flange Head, M12x1.75x98, (NOT SERVICED) (Not Serviced)
2	5200 1493	1							PLATE, Track Bar
3	6502 697	2							NUT, Hex Flange Lock, M12x1.75
4	5200 7121	1				ER0			BRACKET, Track Bar
5									BOLT, Hex Flange Head, M12x1.75x40
	6502 557	2				ER0			
6	5200 7118	1							BAR, Track
7	6504 449	1							NUT, Hex, M10-1.5
8	6504 416	1							SCREW
9	6034 358	1	J		74				NUT, Hex, .50-20
		1	T		74				
10									COTTER PIN, (NOT SERVICED) (Not Serviced)
11	5200 7120	1				ER0			BRACKET, Track Bar
12									BOLT, Hex Flange Head, M12x1.75x40
	6502 557	2				ER0			
		1							

JEEP GRAND CHEROKEE (ZJ)
 SERIES LINE BODY ENGINE TRANSMISSION
 L = Low Line J = 4WD 74 = 4 Door ERH, ER0 = 4.0L Power Tech I-6. DGW = 4 Speed Auto. 44RE
 ELF, EL0 = 5.2L V8 MPI DGK = 4 Speed Auto. 42RE
 EML, EM0 = 5.9L V8 MPI DGT = 4 Speed Auto. 46RE
 DG0 = All Speed Auto.

Shafts,Front Axle
Figure 002-210



ITEM	PART NUMBER	QTY	LINE	SERIES	BODY	ENGINE	TRANS	TRIM	DESCRIPTION
1									SHAFT, Axle
	4874 306	1	J						Right
	4874 307	1	J						Left
2	4728 984	2	J						SHAFT, Axle, Stub,with Tone Ring, Outer
3	4137 757	2	J						U JOINT, Front Axle
4	4874 477	2	J						SEAL, Axle Drive Shaft
5	4882 135	2	J						SLINGER, Oil
6									SHAFT, Axle
	4720 380	1	J						Right
	4720 381	1	J						Left
7	4796 233	2	J						BOOT KIT, Half Shaft, Contains 1 Boot Kit

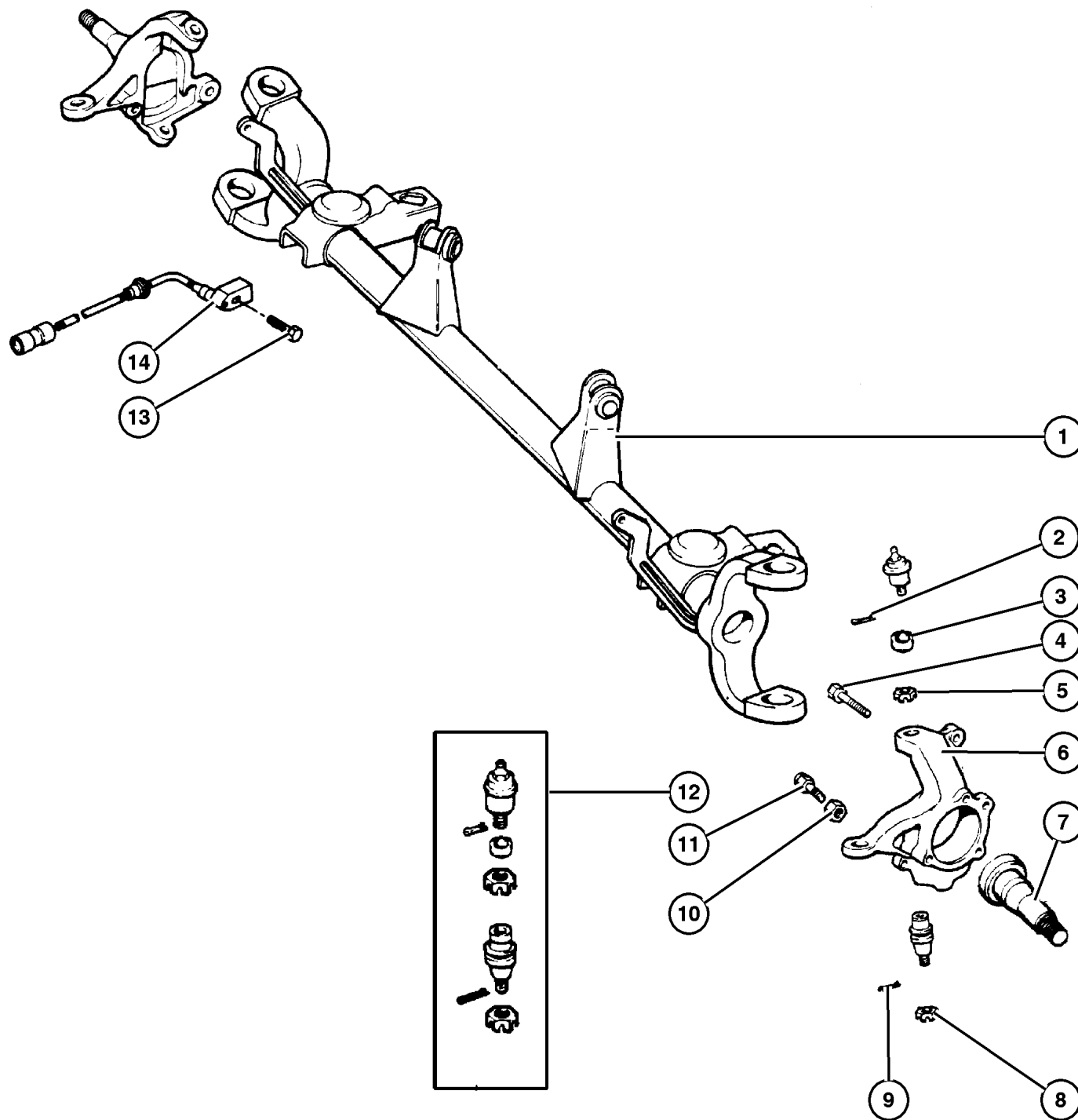
JEEP GRAND CHEROKEE (ZJ)

SERIES	LINE	BODY	ENGINE	TRANSMISSION
L = Low Line	J = 4WD T = 2WD	74 = 4 Door	ERH, ER0 = 4.0L Power Tech I-6. ELF, EL0 = 5.2L V8 MPI EML, EM0 = 5.9L V8 MPI	DGW = 4 Speed Auto. 44RE DGK = 4 Speed Auto. 42RE DGT = 4 Speed Auto. 46RE DGO = All Speed Auto.

AR = Use as required - = Non illustrated part # = New this model year

October 20, 2004

Housing, Front Axle 2 Wheel Drive Figure 002-310



ITEM	PART NUMBER	QTY	LINE	SERIES	BODY	ENGINE	TRANS	TRIM	DESCRIPTION
1	4746 923	1	T						HOUSING, Axle
2	J812 1392	2	T						PIN, Cotter, Upper
3	8350 0203	2	T						RING, Ball Joint, Upper
4	3420 1535	6	T						BOLT, Knuckle to Hub and bearing Mounting
5	J012 5258	2	T						NUT, Hex Slotted, Ball Joint Mounting, Upper
6									KNUCKLE, Front
	5206 7576	1	T						Right
	5206 7577	1	T						Left
7	4741 011	2	T						SHAFT, Dummy
8	J812 3318	2	T						NUT, Ball Joint Mounting, Lower
9	J812 1392	2	T						PIN, Cotter, Lower
10	S011 4494	2	T						NUT, Steering Knuckle, Stop
11	1791 701	2	T						BOLT, Steering Knuckle Stop
12	8350 0202	2	T						BALL JOINT KIT, Knuckle
13	8350 4920	2	T						BOLT, Sensor Mounting
14	5600 5216	2	T						SENSOR, Anti-Lock Brakes
-15									BRACKET, Brake Sensor
	5602 6996	1	T						Right
	5602 6997	1	T						Left

JEEP GRAND CHEROKEE (ZJ)

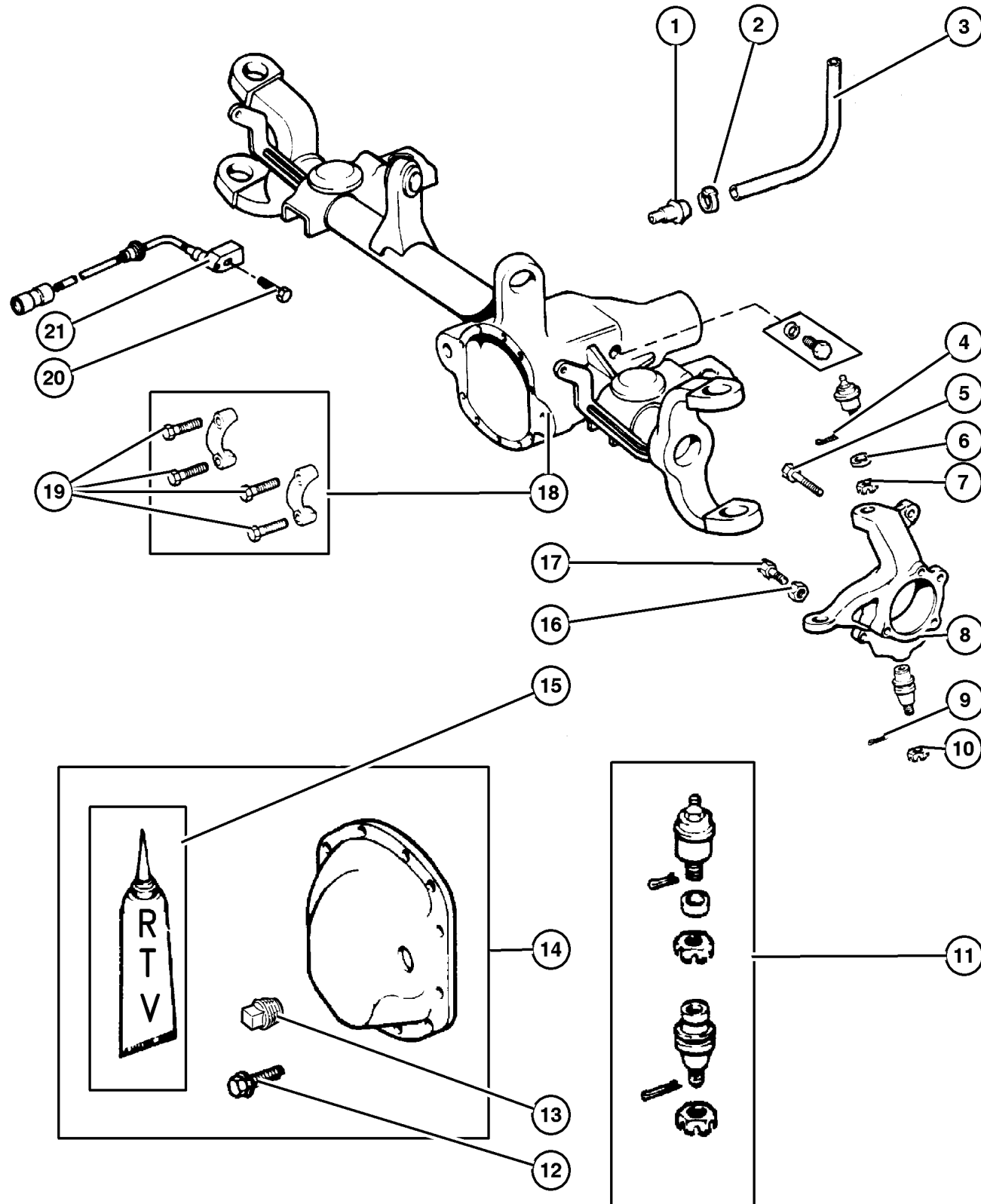
SERIES	LINE	BODY	ENGINE	TRANSMISSION
L = Low Line	J = 4WD T = 2WD	74 = 4 Door	ERH, ER0 = 4.0L Power Tech I-6. ELF, EL0 = 5.2L V8 MPI EML, EM0 = 5.9L V8 MPI	DGW = 4 Speed Auto. 44RE DGK = 4 Speed Auto. 42RE DGT = 4 Speed Auto. 46RE DGO = All Speed Auto.

AR = Use as required - = Non illustrated part # = New this model year

October 20, 2004

Housing,Front Axle 4 Wheel Drive
Figure 002-320

ITEM	PART NUMBER	QTY	LINE	SERIES	BODY	ENGINE	TRANS	TRIM	DESCRIPTION
1	8350 4653	1	J						VENT, Axle, Lower
2	6502 081	2	J						CLAMP, Oil Cooler Line, Axle Vent
3	4443 176	1	J						HOSE, Fuel, .31 I.D. 50 Foot Roll, Axle Vent
4	J812 1392	2	J						PIN, Cotter, Upper
5	3420 1535	6	J						BOLT, Knuckle to Hub and Bearing
6	8350 0203	2	J						RING, Ball Joint, Upper
7	J012 5258	2	J						NUT, Hex Slotted, Ball Joint Mounting, Upper
8									KNUCKLE, Front
	5206 7576	1	J						Right
	5206 7577	1	J						Left
9	J812 1392	2	J						PIN, Cotter, Lower
10	J812 3318	2	J						NUT, Ball Joint Mounting, Lower
11	8350 0202	2	J						BALL JOINT KIT, Knuckle
12	J027 3573	10	J						SCREW, Hex Head, .375-18x.625, Mounting, Cover
13	J400 4751	1	J						PLUG, Differential Cover
14	4713 451	1	J						COVER, Differential
15	4318 025	1	J			EL0, EM0, ER0	DG0		SEALANT, RTV
16	S011 4494	2	J						NUT, Steering Knuckle, Stop
17	1791 701	2	J						BOLT, Steering Knuckle Stop
18	4882 463	1	J						HOUSING, Axle
19	4897 482AB	4	J						BOLT, Differential
20	8350 4920	2	J						BOLT, Sensor Mounting
21	5600 5216	2	J						SENSOR, Anti-Lock Brakes
-22									BRACKET, Brake Sensor
	5602 6766	1	J						Right
	5602 6767	1	J						Left



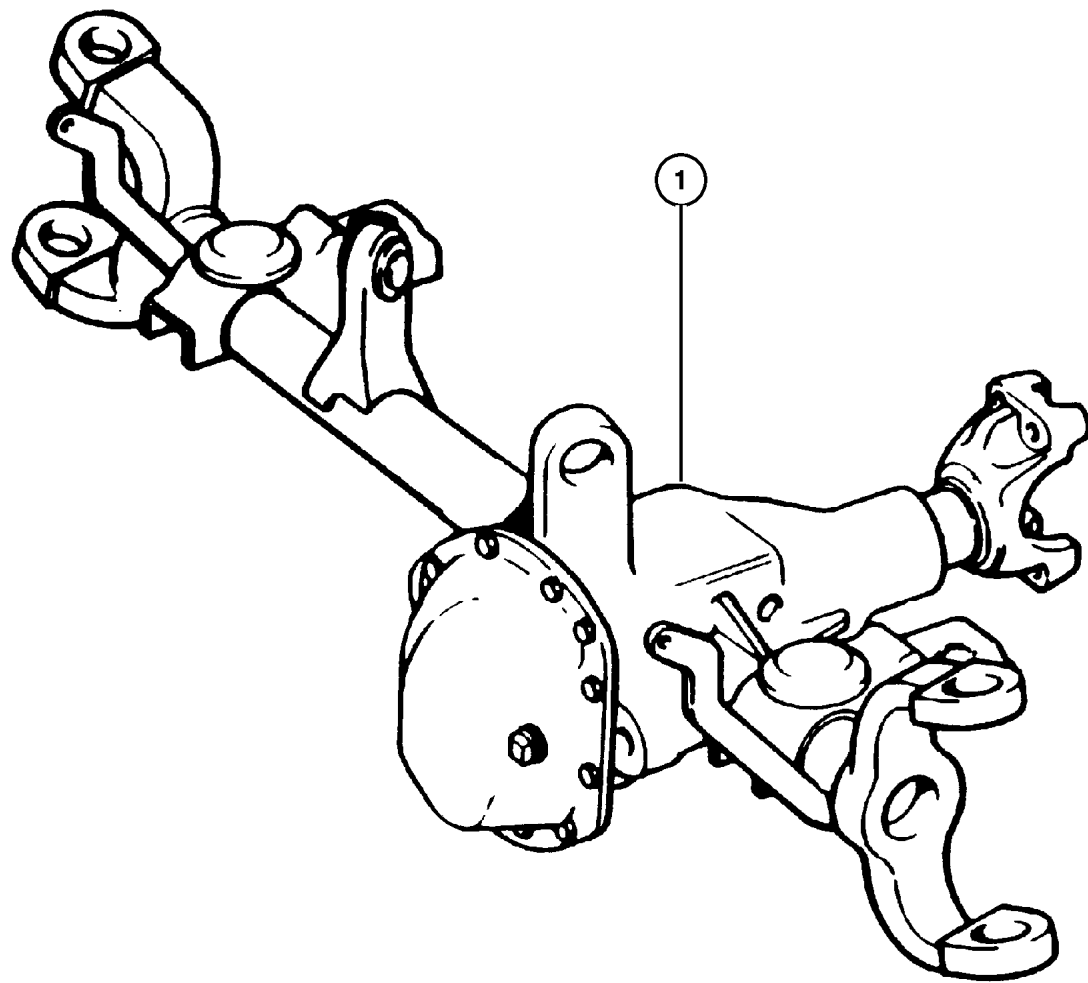
JEEP GRAND CHEROKEE (ZJ)
SERIES LINE BODY ENGINE TRANSMISSION
L = Low Line J = 4WD 74 = 4 Door ERH, ER0 = 4.0L Power Tech I-6. DGW = 4 Speed Auto. 44RE
ELF, EL0 = 5.2L V8 MPI DGK = 4 Speed Auto. 42RE
EML, EM0 = 5.9L V8 MPI DGT = 4 Speed Auto. 46RE
DG0 = All Speed Auto.

Axle Assembly,Front
Figure 002-410

ITEM	PART NUMBER	QTY	LINE	SERIES	BODY	ENGINE	TRANS	TRIM	DESCRIPTION
------	-------------	-----	------	--------	------	--------	-------	------	-------------

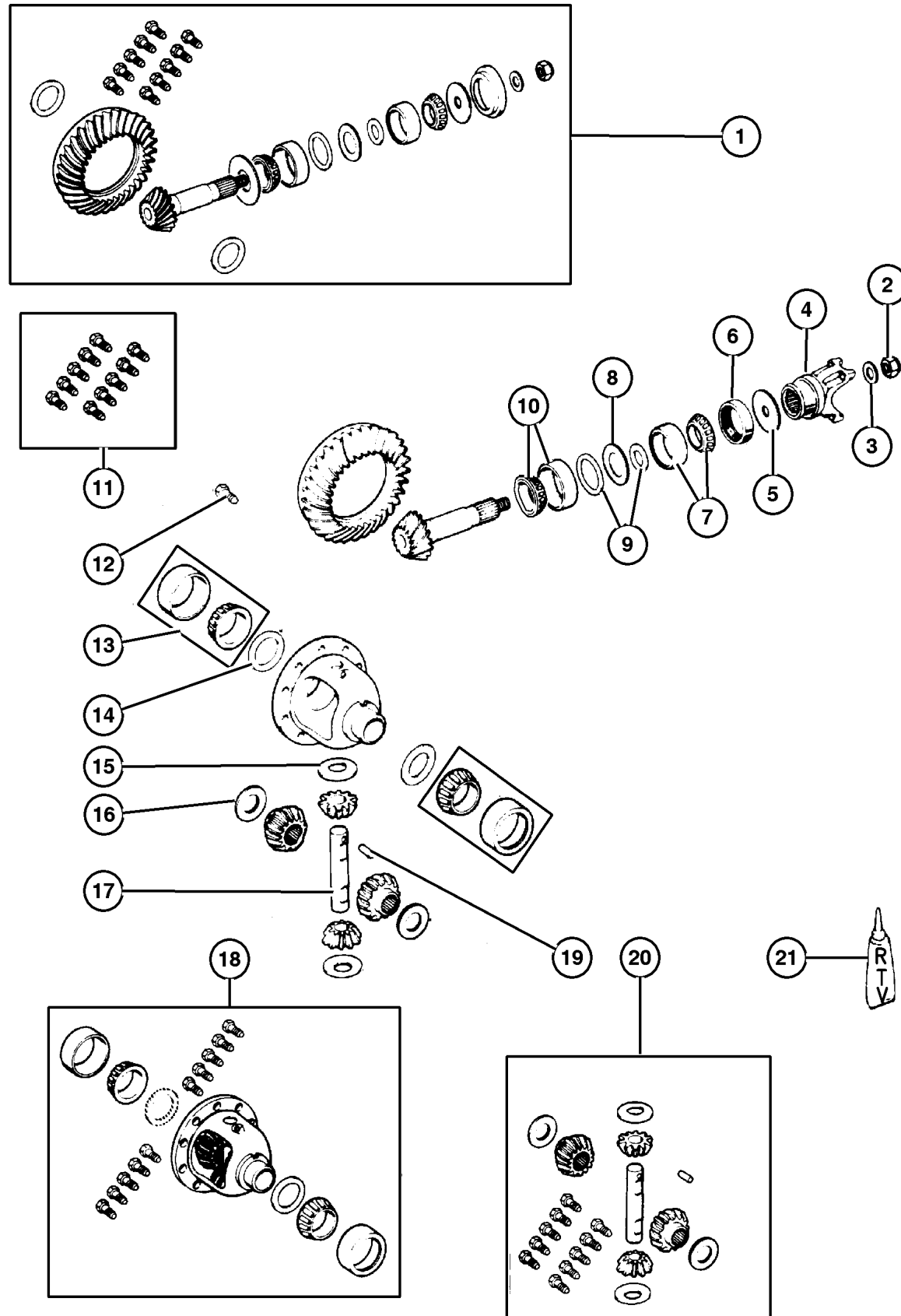
Note:DHP=Selec-Trac Full Time 4 WD System---DHR=Quadra-Trac 'ON DEMAND' 4 WD System---DMD=3.55 Axle Ratio---
DME=3.73 Axle Ratio

1									AXLE, Service Front
	4864 905	1	J						[DHP,DMD] with Tag 52098975AB
	4864 841	1	J						[DHP,DME] with Tag 52098973AB
	4882 468	1	J						[DHR,DMD] with Tag 52098972AB
	4882 464	1	J						[DHR,DME] with Tag 52098971AB



JEEP GRAND CHEROKEE (ZJ)				
SERIES	LINE	BODY	ENGINE	TRANSMISSION
L = Low Line	J = 4WD T = 2WD	74 = 4 Door	ERH, ER0 = 4.0L Power Tech I-6. ELF, EL0 = 5.2L V8 MPI EML, EM0 = 5.9L V8 MPI	DGW = 4 Speed Auto. 44RE DGK = 4 Speed Auto. 42RE DGT = 4 Speed Auto. 46RE DGO = All Speed Auto.

Differential, Front, Internal Parts Figure 002-610



ITEM	PART NUMBER	QTY	LINE	SERIES	BODY	ENGINE	TRANS	TRIM	DESCRIPTION
Note: DHP=Selec-Trac Full Time 4 WD System---DHR=Quadra-Trac 'ON DEMAND' 4 WD System---DMD=3.55 Axle Ratio---DME=3.73 Axle Ratio									
1	4864 906	1	J						GEAR KIT, Ring And Pinion, 1 [DMD]
	4864 843	1	J						[DME]
2	1791 575	1	J						NUT, Pinion Yoke
3	1791 576	1	J						WASHER, Pinion Yoke
4	4778 812	1	J						YOKE, Axle [DHR]
	8350 3388	1	J						[DHP]
5	4031 974	1	J						SLINGER, Drive Pinion
6	4746 772	1	J						SEAL, Drive Pinion
7	5252 508	1	J						BEARING, Drive Pinion, Bearing and Cup, Front
8	4864 845	1	J						SPACER, Crush
9	4720 862	1	J						SHIM KIT, Pinion Shaft
10	J812 6499	1	J						BEARING, Drive Pinion, Bearing and Cup, Rear
11	4720 891	1							BOLT KIT, Consists of 10-5252503 Screws
12	5252 503	1	J						SCREW, Drive Gear
13	J812 6500	1	J						BEARING, Differential, Consists of 2 Bearing and 2 Cups
14	4720 863	1	J						SHIM KIT, Differential
15	J812 0831	2	J						WASHER, Flat, Pinion Gear Thrust
16	J813 3724	2	J						WASHER, Flat, Side Gear Thrust
17	5003 840AA	1	J						SHAFT, Differential
18	5252 582	1	J						CASE, Differential [DMD]
	5252 590	1	J						[DME]
19	1791 563	1	J						PIN, Differential Shaft
20	5252 591	1	J						GEAR KIT, Center Differential
21	4318 025	1	J			EL0, EM0, ER0	DG0		SEALANT, RTV

JEEP GRAND CHEROKEE (ZJ)

SERIES	LINE	BODY	ENGINE	TRANSMISSION
L = Low Line	J = 4WD T = 2WD	74 = 4 Door	ERH, ER0 = 4.0L Power Tech I-6. ELF, EL0 = 5.2L V8 MPI EML, EM0 = 5.9L V8 MPI	DGW = 4 Speed Auto. 44RE DGK = 4 Speed Auto. 42RE DGT = 4 Speed Auto. 46RE DG0 = All Speed Auto.

AR = Use as required - = Non illustrated part # = New this model year

October 20, 2004

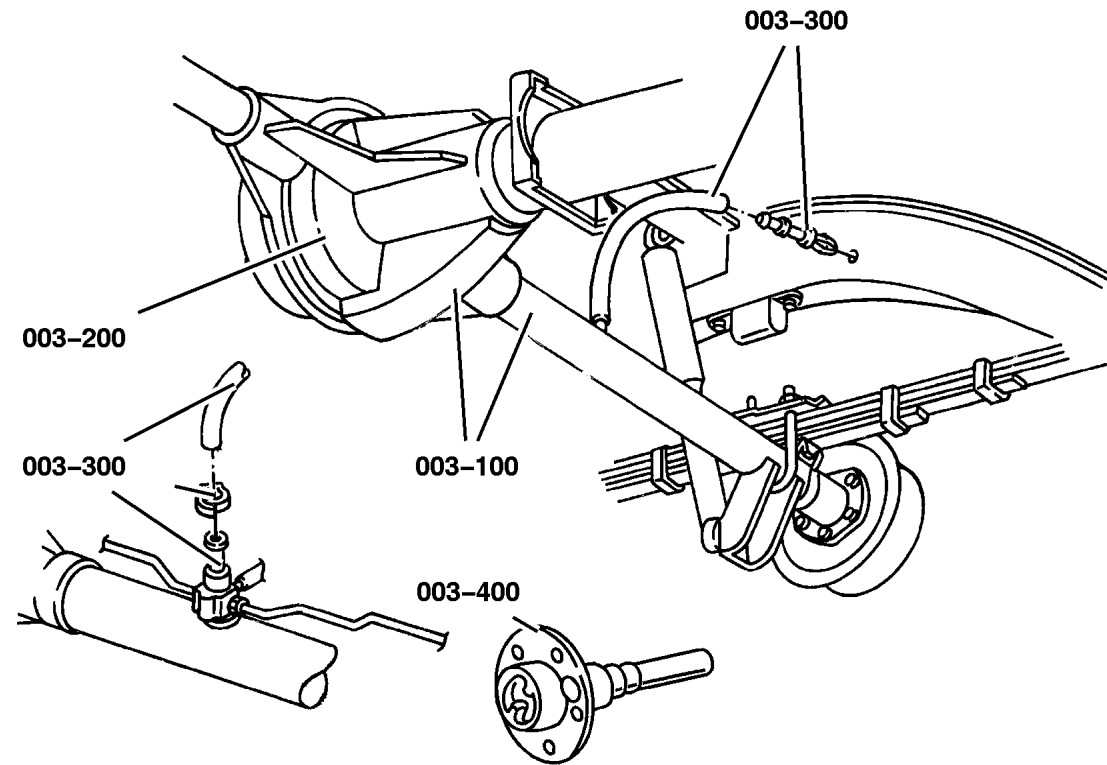
Group – 003

Rear Axle

GROUP 3 - Rear Axle

Illustration Title

Group-Fig. No.



Rear Axle

Axle Assembly,Rear,Dana Model 35, Dana Model 44 Fig. 003-110

Differential and Housing

Housing,Rear,Axle,Dana Model 35 Fig. 003-210

Housing,Rear,Axle,Dana Model 44 Fig. 003-220

Differential,Rear,Dana Model 35,without Trac-Lok [DSA] Fig. 003-230

Differential,Rear,Dana Model 35,with Trac-Lok [DSA] Fig. 003-240

Differential,Rear,Dana Model 44,without Trac-Lok [DSA] Fig. 003-250

Differential,Rear,Dana Model 44,with Trac-Lok [DSA] Fig. 003-260

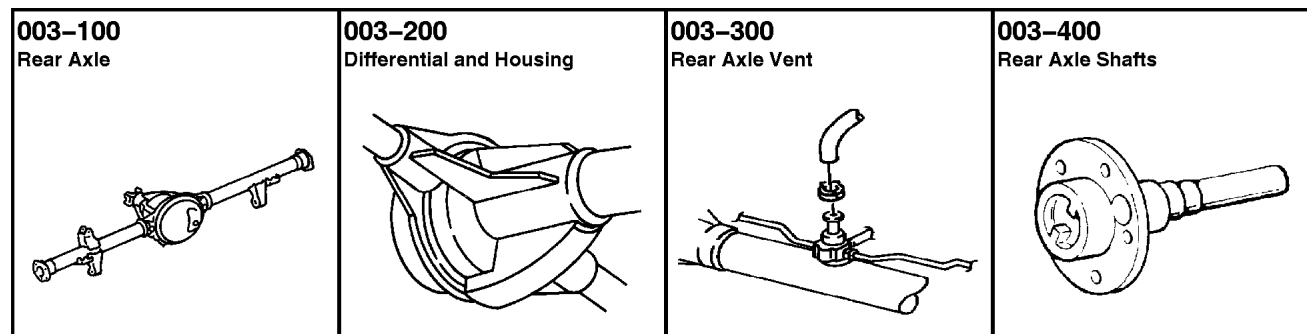
Rear Axle Vent

Vent, Axle Fig. 003-310

Rear Axle Shafts

Shaft,Rear Axle Dana Model 35 Fig. 003-410

Shaft,Rear Axle Dana Model 44 Fig. 003-420

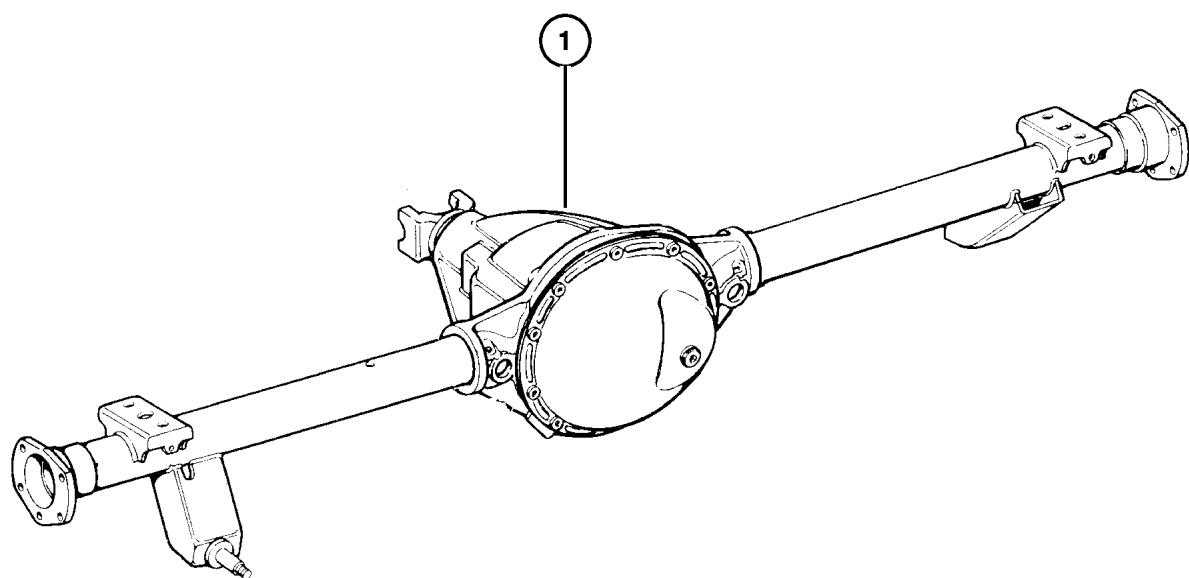


**Axle Assembly,Rear,Dana Model 35, Dana Model 44
Figure 003-110**

ITEM	PART NUMBER	QTY	LINE	SERIES	BODY	ENGINE	TRANS	TRIM	DESCRIPTION
------	-------------	-----	------	--------	------	--------	-------	------	-------------

Note;DRJ=Dana 35---DRK=Dana 44---DRM=Dana 35C---DMD=3.55 Axle Ratio---DME=3.73 Axle Ratio---DSA=Anti Spin Differential

1									AXLE, Rear
	4882 453	1							[DRJ,DMD] With Tag 52098976
	4882 446	1							[DRM,DME] With Tag 52098977
	4882 451	1							[DRM,DME,DSA] With Tag 52098978
	4886 322AA	1							[DRK,DME] With Tag 52098980
	4886 321AA	1							[DRK,DME,DSA] With Tag 52098981

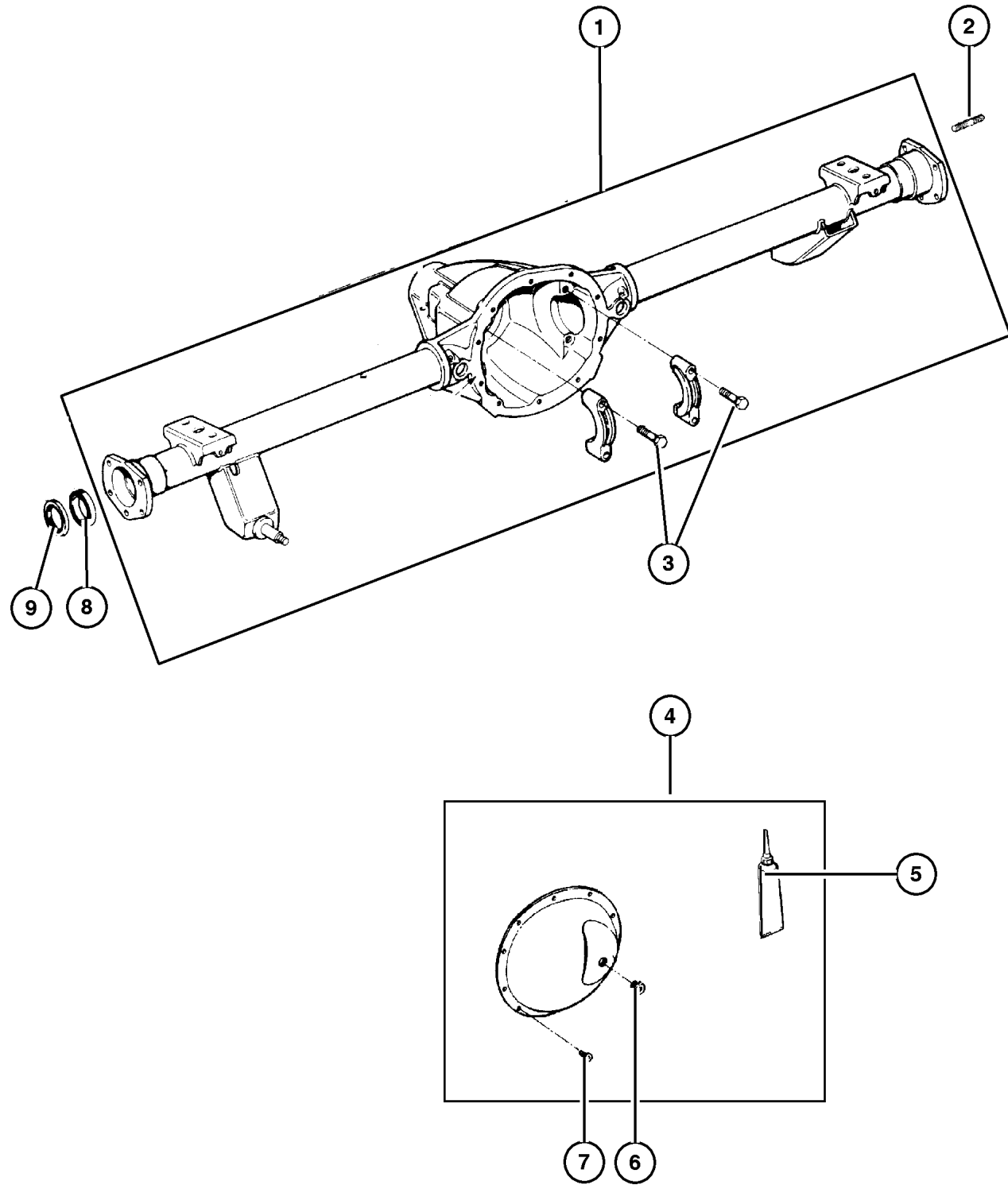


JEEP GRAND CHEROKEE (ZJ)				
SERIES	LINE	BODY	ENGINE	TRANSMISSION
L = Low Line	J = 4WD T = 2WD	74 = 4 Door	ERH, ER0 = 4.0L Power Tech I-6. ELF, EL0 = 5.2L V8 MPI EML, EM0 = 5.9L V8 MPI	DGW = 4 Speed Auto. 44RE DGK = 4 Speed Auto. 42RE DGT = 4 Speed Auto. 46RE DGO = All Speed Auto.

AR = Use as required - = Non illustrated part # = New this model year

October 20, 2004

Housing,Rear,Axle,Dana Model 35
Figure 003-210



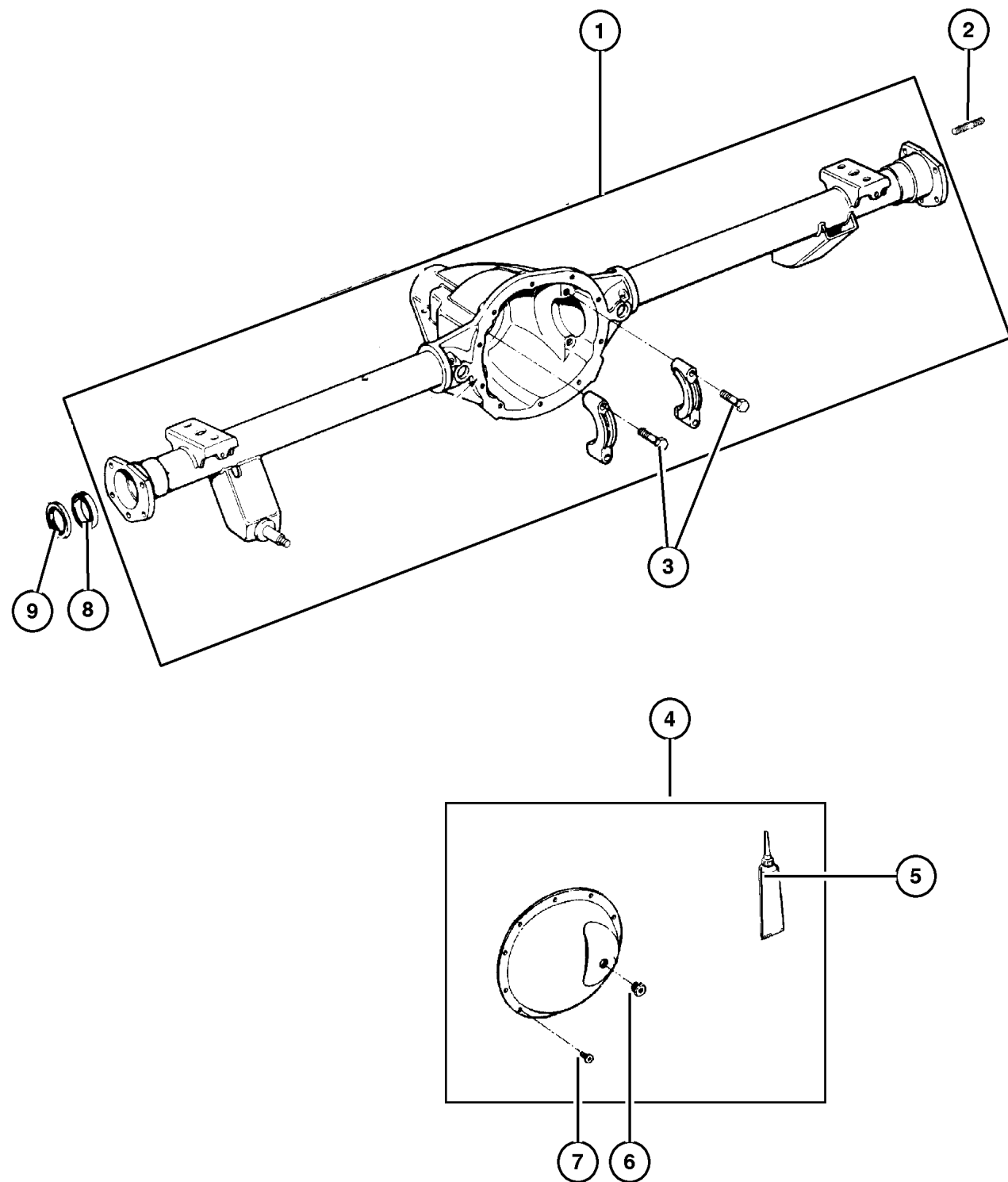
ITEM	PART NUMBER	QTY	LINE	SERIES	BODY	ENGINE	TRANS	TRIM	DESCRIPTION
1	4882 444	1							HOUSING, Axle
2	4856 352	8							STUD, Axle Housing to Backing Plate
3	J400 6553	4							BOLT, Differential, Carrier Cap Mounting
4	5252 493	1							COVER, Differential
5	4318 025	1	J						SEALANT, RTV
6	5252 504	1							PLUG, Differential Cover
7	J400 6708	10							SCREW, Pan Head, .312-18x.56, Cover Attaching
8	J813 4586	2							BEARING, Axle Shaft
9	4856 336	2							SEAL, Axle Drive Shaft

JEEP GRAND CHEROKEE (ZJ)				
SERIES	LINE	BODY	ENGINE	TRANSMISSION
L = Low Line	J = 4WD T = 2WD	74 = 4 Door	ERH, ER0 = 4.0L Power Tech I-6. ELF, EL0 = 5.2L V8 MPI EML, EM0 = 5.9L V8 MPI	DGW = 4 Speed Auto. 44RE DGK = 4 Speed Auto. 42RE DGT = 4 Speed Auto. 46RE DG0 = All Speed Auto.

AR = Use as required - = Non illustrated part # = New this model year

October 20, 2004

Housing,Rear,Axle,Dana Model 44
Figure 003-220



ITEM	PART NUMBER	QTY	LINE	SERIES	BODY	ENGINE	TRANS	TRIM	DESCRIPTION
1	4886 319AA	1							HOUSING, Axle
2	4856 352	8							STUD, Axle Housing to Backing Plate
3	5012 879AA	4							BOLT, Differential, Carrier Cap Mounting
4	4856 347	1							COVER, Differential
5	4318 025	1	J						SEALANT, RTV
6	5252 504	1							PLUG, Differential Cover
7	J400 6708	10							SCREW, Pan Head, .312-18x.56, Cover Attaching
8	J813 4586	2							BEARING, Axle Shaft
9	4856 336	2							SEAL, Axle Drive Shaft

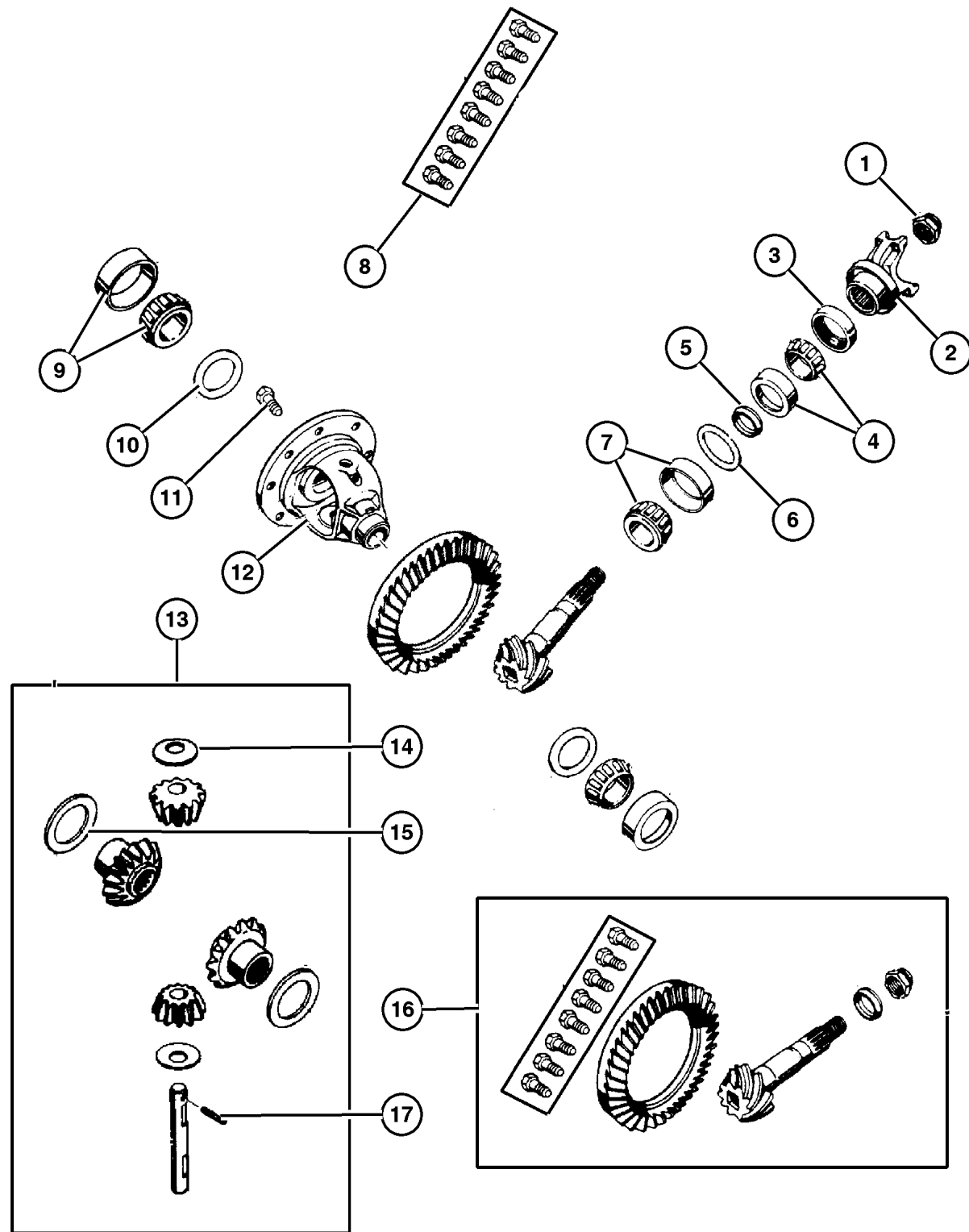
JEEP GRAND CHEROKEE (ZJ)

SERIES	LINE	BODY	ENGINE	TRANSMISSION
L = Low Line	J = 4WD T = 2WD	74 = 4 Door	ERH, ER0 = 4.0L Power Tech I-6. ELF, EL0 = 5.2L V8 MPI EML, EM0 = 5.9L V8 MPI	DGW = 4 Speed Auto. 44RE DGK = 4 Speed Auto. 42RE DGT = 4 Speed Auto. 46RE DG0 = All Speed Auto.

AR = Use as required - = Non illustrated part # = New this model year

October 20, 2004

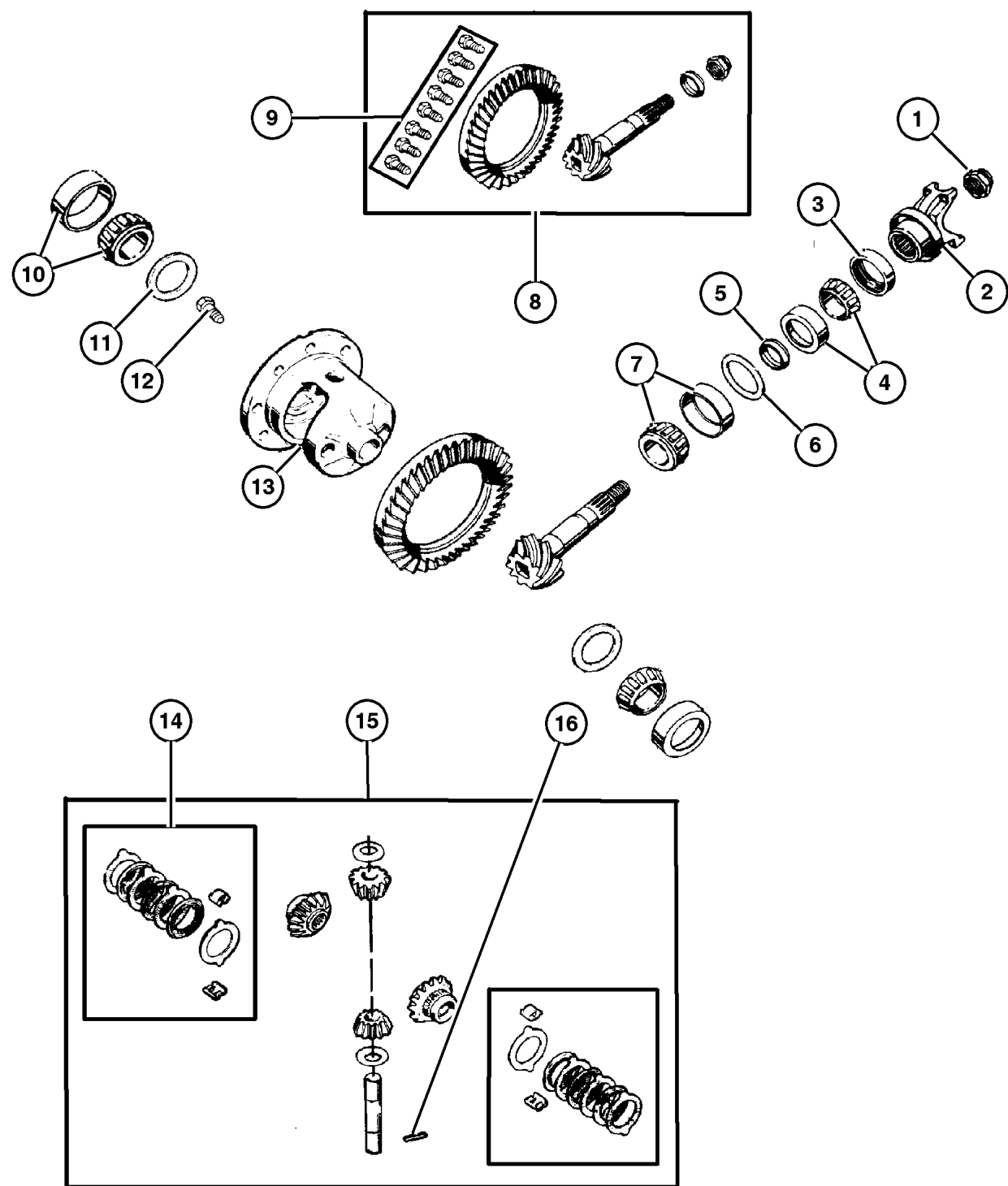
Differential,Rear,Dana Model 35,without Trac-Lok [DSA]
Figure 003-230



ITEM	PART NUMBER	QTY	LINE	SERIES	BODY	ENGINE	TRANS	TRIM	DESCRIPTION
Note: DMD=3.55 Ratio---DME=3.73 Ratio---DSA=Anti-Spin Differential									
1	4720 895	1							NUT, Pinion Yoke
2	4797 552	1							YOKE, Axle
3	8350 4946	1							SEAL, Drive Pinion
4	5252 508	1							BEARING, Drive Pinion, Bearing and Cup, Front
5	J317 5779	1							SPACER, Drive Pinion Bearing, Crush
6	4720 922	1							SHIM KIT, Pinion Shaft
7	5252 507	1							BEARING, Drive Pinion, Bearing and Cup, Rear
8	4720 891	1							BOLT KIT, Consists of 10-5252503 Screws
9	J812 6500	1							BEARING, Differential, Consists of 2 Bearings and 2 Cups, Side
10	8350 3004	1							SHIM KIT, Differential
11	5252 503	1	J						SCREW, Drive Gear, Ring Gear Mounting
12	4740 834	1							CASE, Differential
13	4740 670	1							GEAR KIT, Center Differential
14	J812 0831	2							WASHER, Flat, Pinion, Thrust
15	J812 0832	2							WASHER, Differential Side Gear, Thrust
16	4761 676	1							GEAR KIT, Ring And Pinion [DMD]
	4761 678	1							[DME]
17	5252 502	1							PIN, Differential Shaft

JEEP GRAND CHEROKEE (ZJ)
 SERIES LINE BODY ENGINE TRANSMISSION
 L = Low Line J = 4WD 74 = 4 Door ERH, ER0 = 4.0L Power Tech I-6. DGW = 4 Speed Auto. 44RE
 ELF, EL0 = 5.2L V8 MPI DGK = 4 Speed Auto. 42RE
 EML, EM0 = 5.9L V8 MPI DGT = 4 Speed Auto. 46RE
 DG0 = All Speed Auto.

Differential,Rear,Dana Model 35,with Trac-Lok [DSA]
Figure 003-240



ITEM	PART NUMBER	QTY	LINE	SERIES	BODY	ENGINE	TRANS	TRIM	DESCRIPTION
Note:DME=3.73 Ratio---DSA=Anti-Spin Differential									
1	4720 895	1							NUT, Pinion Yoke
2	4797 552	1							YOKE, Axle
3	8350 4946	1							SEAL, Drive Pinion
4	5252 508	1							BEARING, Drive Pinion, Bearing and Cup, Front
5	J317 5779	1							SPACER, Drive Pinion Bearing, Crush
6	4720 922	1							SHIM KIT, Pinion Shaft
7	5252 507	1							BEARING, Drive Pinion, Bearing and Cup, Rear
8	4761 678	1							GEAR KIT, Ring And Pinion, [DME]
9	4720 891	1							BOLT KIT, Consist of 10-5252503 Screws
10	J812 6500	1							BEARING, Differential, Consists of 2 Bearings and 2 Cups
11	8350 3004	1							SHIM KIT, Differential
12	5252 503	1	J						SCREW, Drive Gear, Ring Gear Mounting
13	5252 496	1							CASE, Differential
14	5252 506	1							DISC AND PLATE KIT, Differential
15	4773 010	1							GEAR KIT, Center Differential
16	5252 502	1							PIN, Differential Shaft

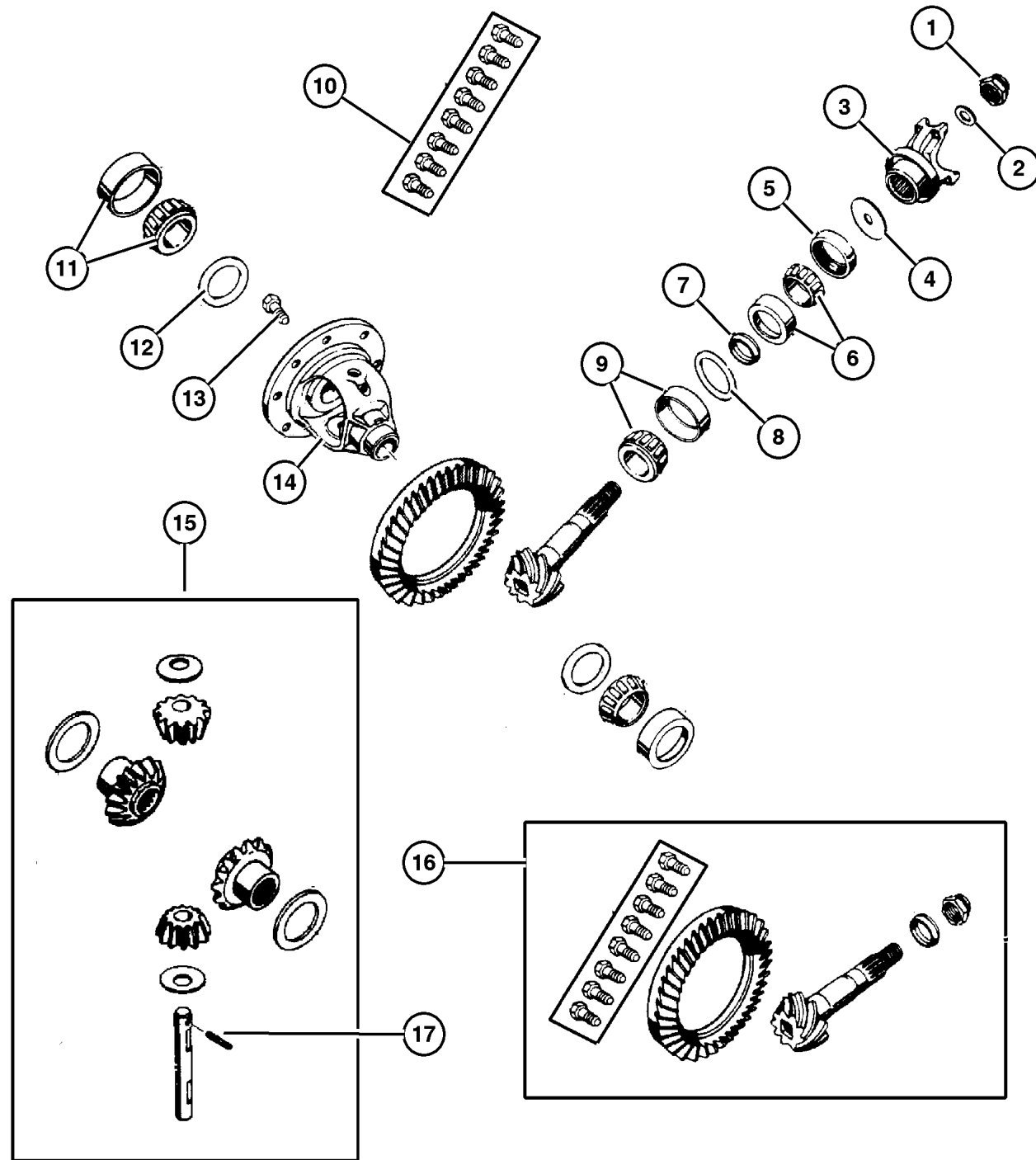
JEEP GRAND CHEROKEE (ZJ)

SERIES	LINE	BODY	ENGINE	TRANSMISSION
L = Low Line	J = 4WD T = 2WD	74 = 4 Door	ERH, ER0 = 4.0L Power Tech I-6. ELF, EL0 = 5.2L V8 MPI EML, EM0 = 5.9L V8 MPI	DGW = 4 Speed Auto. 44RE DGK = 4 Speed Auto. 42RE DGT = 4 Speed Auto. 46RE DGO = All Speed Auto.

AR = Use as required - = Non illustrated part # = New this model year

October 20, 2004

Differential,Rear,Dana Model 44,without Trac-Lok [DSA]
Figure 003-250



ITEM	PART NUMBER	QTY	LINE	SERIES	BODY	ENGINE	TRANS	TRIM	DESCRIPTION
Note: DME=3.73 Ratio---DSA=Anti-Spin Differential									
1	1795 173	1							NUT, Pinion Yoke
2	1795 175	1							WASHER, Pinion Yoke
3	4856 345	1							YOKE, Axle
4	4746 867	1							SLINGER, Drive Pinion
5	4384 188	1							SEAL, Drive Pinion
6	4864 210	1							BEARING, Drive Pinion, Bearing and Cup, Front
7	4864 214	1							SPACER, Crush
8	4856 368	1							SHIM KIT, Pinion Shaft .035 to .039
	4856 369	1							.040 to .044
	4856 370	1							.045 to .049
	4856 371	1							.050 to .054
9	4746 979	1							BEARING, Drive Pinion, Bearing and Cup, Rear
10	4720 891	1							BOLT KIT, Consists of 10-5252503 Screws
11	4864 213	1							BEARING, Differential Case, Consists of 2 Bearings and 2 Cups
12	4856 367	1							SHIM KIT, Differential
13	5252 503	1	J						SCREW, Drive Gear, Ring Gear
14	4856 357	1							CASE, Differential
15	4856 366	1							GEAR KIT, Center Differential
16	4856 346	1							GEAR KIT, Ring And Pinion, [DME]
17	5015 223AA	1							PIN, Differential Shaft

JEEP GRAND CHEROKEE (ZJ)

SERIES	LINE	BODY	ENGINE	TRANSMISSION
L = Low Line	J = 4WD T = 2WD	74 = 4 Door	ERH, ER0 = 4.0L Power Tech I-6. ELF, EL0 = 5.2L V8 MPI EML, EM0 = 5.9L V8 MPI	DGW = 4 Speed Auto. 44RE DGK = 4 Speed Auto. 42RE DGT = 4 Speed Auto. 46RE DGO = All Speed Auto.

AR = Use as required - = Non illustrated part # = New this model year

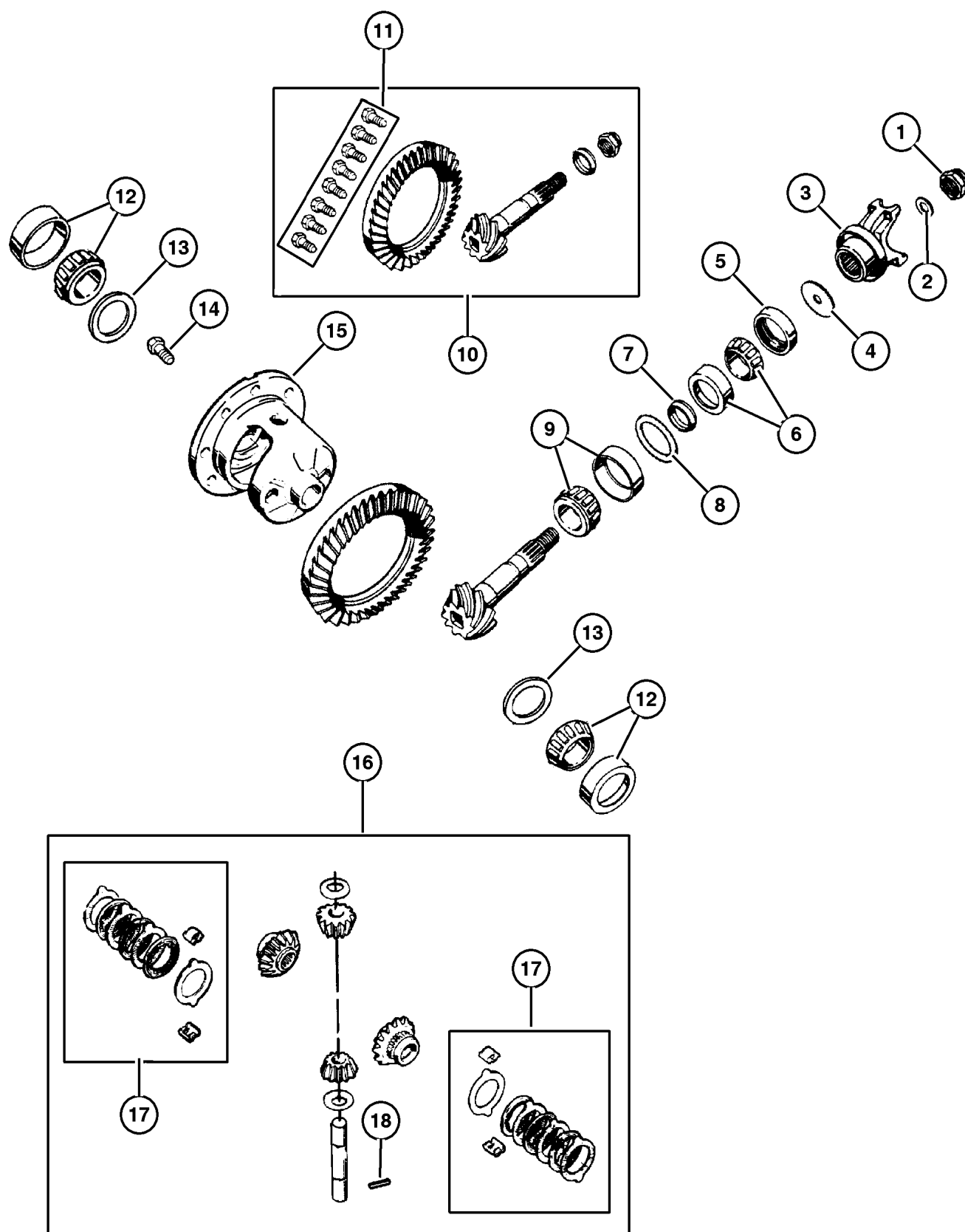
October 20, 2004

Differential,Rear,Dana Model 44,with Trac-Lok [DSA]
Figure 003-260

ITEM	PART NUMBER	QTY	LINE	SERIES	BODY	ENGINE	TRANS	TRIM	DESCRIPTION
------	-------------	-----	------	--------	------	--------	-------	------	-------------

Note: DME=3.73 Ratio---DSA=Anti-Spin Differential

1	1795 173	1							NUT, Pinion Yoke
2	1795 175	1							WASHER, Pinion Yoke
3	4856 345	1							YOKE, Axle
4	4746 867	1							SLINGER, Drive Pinion
5	4384 188	1							SEAL, Drive Pinion
6	4864 210	1							BEARING, Drive Pinion, Bearing and Cup, Front
7	4864 214	1							SPACER, Crush
8									SHIM KIT, Pinion Shaft
	4856 368	1							.035 to .039
	4856 369	1							.040 to .044
	4856 370	1							.045 to .049
	4856 371	1							.050 to .054
9	4746 979	1							BEARING, Drive Pinion, Bearing and Cup, Rear
10	4856 346	1							GEAR KIT, Ring And Pinion, [DME]
11	4720 891	1							BOLT KIT, Consists of 10-5252503 Screws
12	4864 213	1							BEARING, Differential Case, Consists of 2 Bearing and 2 Cups
13	4856 367	1							SHIM KIT, Differential
14	5252 503	1	J						SCREW, Drive Gear, Ring Gear, Mounting
15	4856 355	1							CASE, Differential
16	4856 372	1							GEAR KIT, Center Differential
17	4626 720	1							DISC AND PLATE KIT, Differential
18	5015 223AA	1							PIN, Differential Shaft



JEEP GRAND CHEROKEE (ZJ)

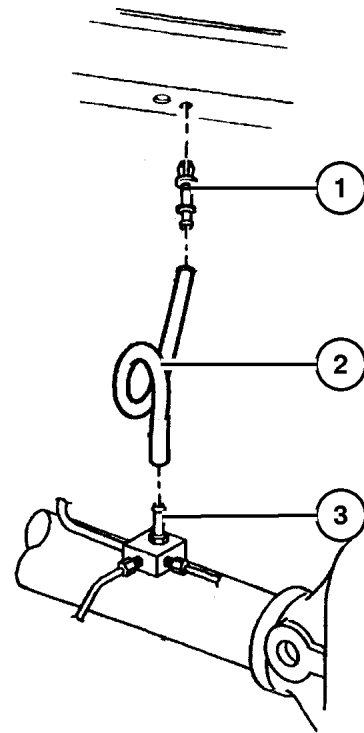
SERIES	LINE	BODY	ENGINE	TRANSMISSION
L = Low Line	J = 4WD T = 2WD	74 = 4 Door	ERH, ER0 = 4.0L Power Tech I-6. ELF, EL0 = 5.2L V8 MPI EML, EM0 = 5.9L V8 MPI	DGW = 4 Speed Auto. 44RE DGK = 4 Speed Auto. 42RE DGT = 4 Speed Auto. 46RE DGO = All Speed Auto.

AR = Use as required - = Non illustrated part # = New this model year

October 20, 2004

Vent, Axle
Figure 003-310

ITEM	PART NUMBER	QTY	LINE	SERIES	BODY	ENGINE	TRANS	TRIM	DESCRIPTION
1	J318 7999	1							VENT, Axle, Upper
2	4443 176	AR							HOSE, Fuel, .31 I.D. 50 Foot Roll, Vent Hose
3	5206 7508	1							BOLT, Axle Vent, Lower



JEEP GRAND CHEROKEE (ZJ)

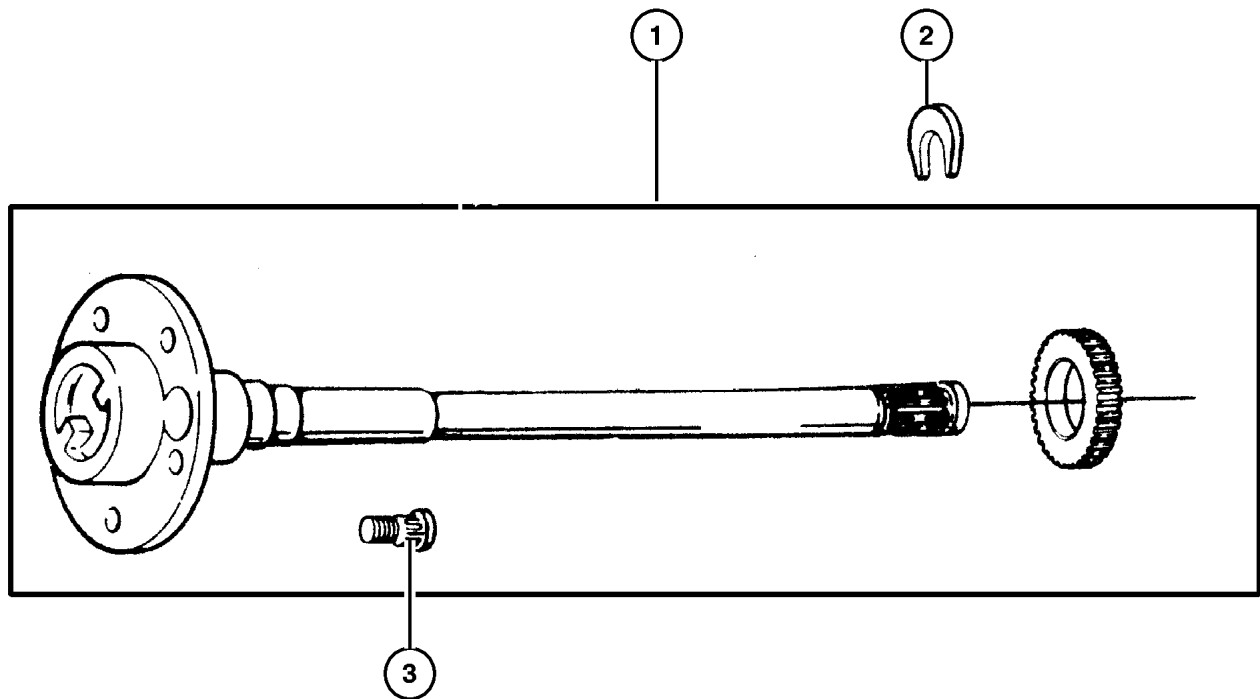
SERIES	LINE	BODY	ENGINE	TRANSMISSION
L = Low Line	J = 4WD T = 2WD	74 = 4 Door	ERH, ER0 = 4.0L Power Tech I-6. ELF, EL0 = 5.2L V8 MPI EML, EM0 = 5.9L V8 MPI	DGW = 4 Speed Auto. 44RE DGK = 4 Speed Auto. 42RE DGT = 4 Speed Auto. 46RE DG0 = All Speed Auto.

AR = Use as required - = Non illustrated part # = New this model year

October 20, 2004

Shaft,Rear Axle Dana Model 35
Figure 003-410

ITEM	PART NUMBER	QTY	LINE	SERIES	BODY	ENGINE	TRANS	TRIM	DESCRIPTION
1									SHAFT, Axle
	4762 194	1							Right
	4762 195	1							Left
2	5252 505	2							RETAINER, Axle Shaft
3	4762 841	10							STUD, Hub



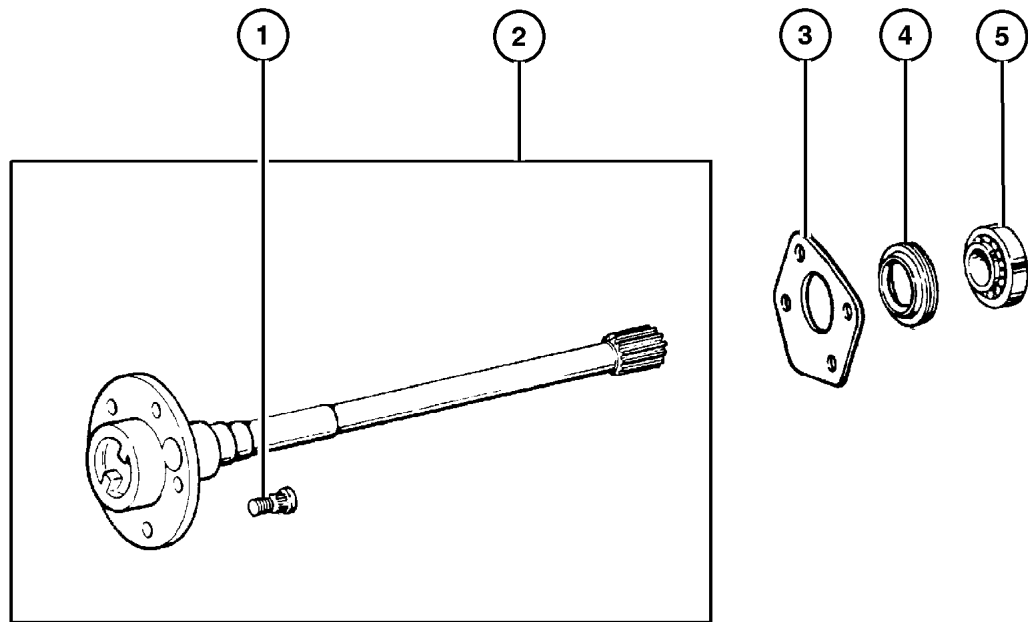
JEEP GRAND CHEROKEE (ZJ)				
SERIES	LINE	BODY	ENGINE	TRANSMISSION
L = Low Line	J = 4WD T = 2WD	74 = 4 Door	ERH, ER0 = 4.0L Power Tech I-6. ELF, EL0 = 5.2L V8 MPI EML, EM0 = 5.9L V8 MPI	DGW = 4 Speed Auto. 44RE DGK = 4 Speed Auto. 42RE DGT = 4 Speed Auto. 46RE DGO = All Speed Auto.

AR = Use as required - = Non illustrated part # = New this model year

October 20, 2004

**Shaft,Rear Axle Dana Model 44
Figure 003-420**

ITEM	PART NUMBER	QTY	LINE	SERIES	BODY	ENGINE	TRANS	TRIM	DESCRIPTION
1	4762 841	10							STUD, Hub
2									SHAFT, Axle
	4856 332	1							Right
	4856 333	1							Left
3	4856 344	2							RETAINER, Axle Shaft
4	4856 336	2							SEAL, Axle Drive Shaft
5	J813 4586	2							BEARING, Axle Shaft



JEEP GRAND CHEROKEE (ZJ)				
SERIES	LINE	BODY	ENGINE	TRANSMISSION
L = Low Line	J = 4WD T = 2WD	74 = 4 Door	ERH, ER0 = 4.0L Power Tech I-6. ELF, EL0 = 5.2L V8 MPI EML, EM0 = 5.9L V8 MPI	DGW = 4 Speed Auto. 44RE DGK = 4 Speed Auto. 42RE DGT = 4 Speed Auto. 46RE DGO = All Speed Auto.

AR = Use as required - = Non illustrated part # = New this model year

October 20, 2004

Group – 004

Parking Brake

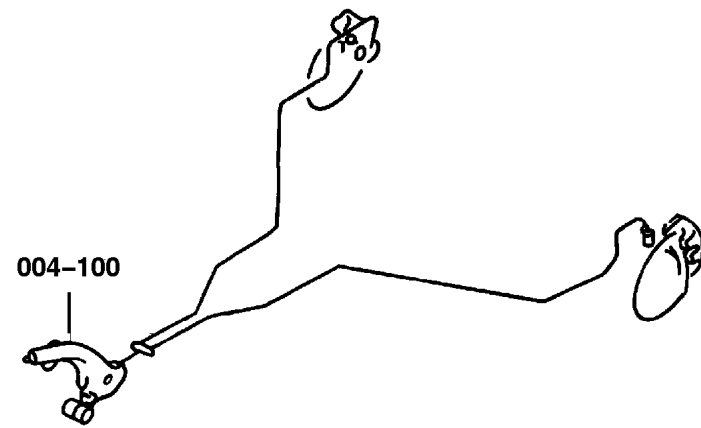
GROUP 4 - Parking Brake


Illustration Title

Group-Fig. No.

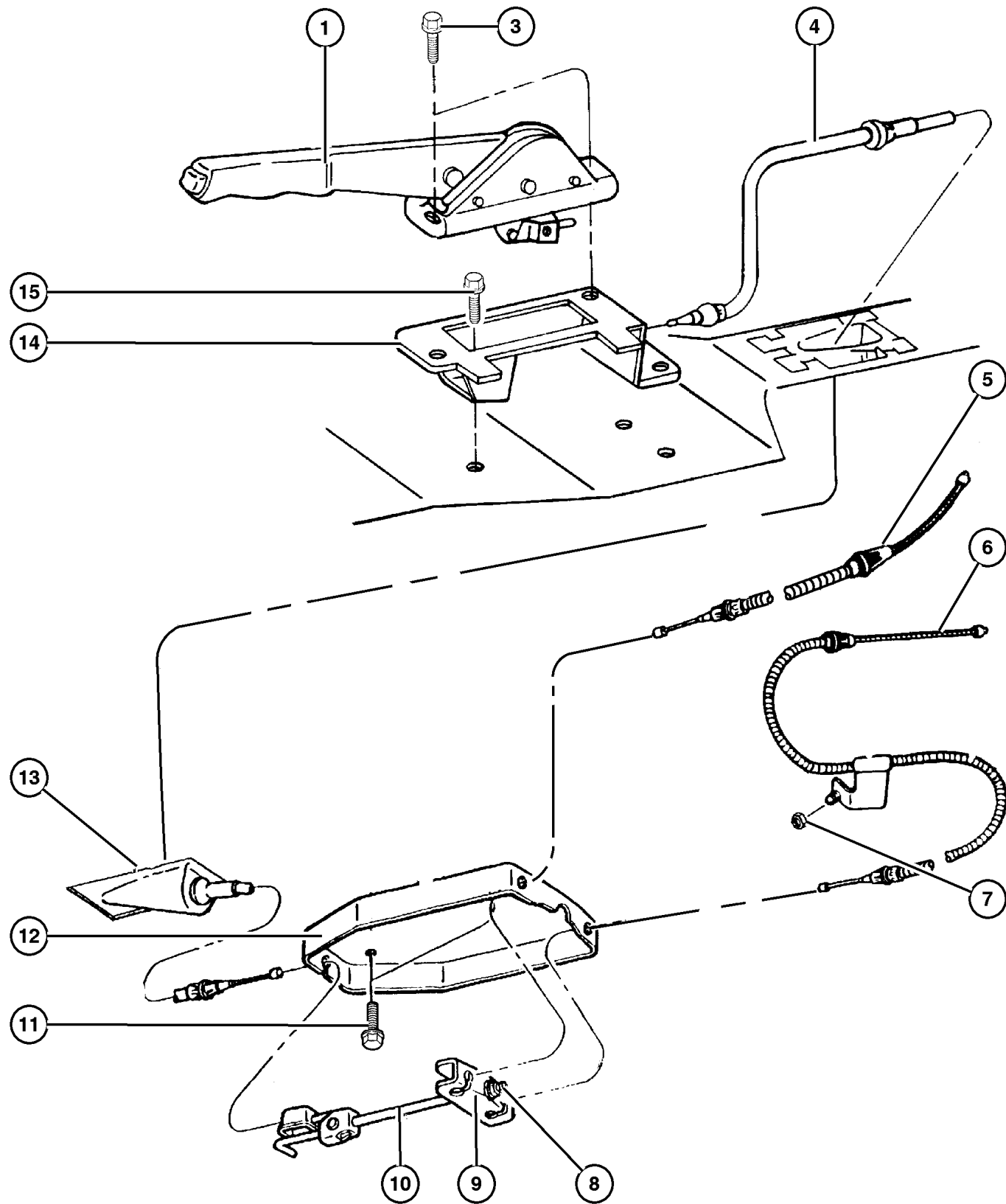
Parking Brake Lever and Cables

Lever Assembly And Cables Parking Brake Fig. 004-110



004-100 Parking Brake Lever and Cables			
			

Lever Assembly And Cables Parking Brake Figure 004-110



ITEM	PART NUMBER	QTY	LINE	SERIES	BODY	ENGINE	TRANS	TRIM	DESCRIPTION
Note: ARV=Plus Decor Group									
1	5212 7959	1							LEVER, Park Brake [-ARV]
	5212 8173	1							[+ARV]
-2	5212 7960	1							SWITCH, Parking Brake [-ARV]
	5600 7089	1							[+ARV]
3	6502 640	2							BOLT, Hex Flange Head, M6x1.0x17, Park Brake Lever to Mounting Bracket
4	5200 8232	1							CABLE, Parking Brake, Front
5	5200 8905	1							CABLE, Parking Brake, Left,Rear
6	5200 8904	1							CABLE, Parking Brake, Right,Rear
7	6101 695	2							NUT, Hex Flange Lock, M8x1.25, Rear Cable mounting Nut to Lower Control Arm, Right & Left
8	6502 499	1							NUT AND WASHER, Hex Lock Nut-Coned Lock Washer, M8 x 1.25, Equalizer to T Bolt Attaching
9	5200 7532	1							EQUALIZER, Parking Brake Cable
10	5200 7842	1							TENSIONER, Parking Brake Cable
11	6100 293	2							BOLT AND CONED WASHER, Hex Head, M8x14x17, Cable End Support Bracket Attaching
12	5212 7952	1							BRACKET, Cable, Cable End Support
13	5200 5874	1							INSERT, Parking Brake Cable
14	5207 8884	1							BRACKET, Parking Lever, Mounting
15	6502 640	3							BOLT, Hex Flange Head, M6x1.0x17, Park Brake Mounting Bracket to Floor Pan

JEEP GRAND CHEROKEE (ZJ)

SERIES	LINE	BODY	ENGINE	TRANSMISSION
L = Low Line	J = 4WD T = 2WD	74 = 4 Door	ERH, ER0 = 4.0L Power Tech I-6. ELF, EL0 = 5.2L V8 MPI EML, EM0 = 5.9L V8 MPI	DGW = 4 Speed Auto. 44RE DGK = 4 Speed Auto. 42RE DGT = 4 Speed Auto. 46RE DGO = All Speed Auto.

AR = Use as required - = Non illustrated part # = New this model year

October 20, 2004

Group – 005

Service Brakes

GROUP 5 - Service Brakes

Illustration Title

Group-Fig. No.

Front Brakes

Brakes,Front Fig. 005-110

Rear Brakes

Brakes,Rear Fig. 005-210

Power Brake Booster

Booster Fig. 005-310

Brake Master Cylinder

Master Cylinder Fig. 005-410

Hydraulic Control Unit Anti-lock Fig. 005-420

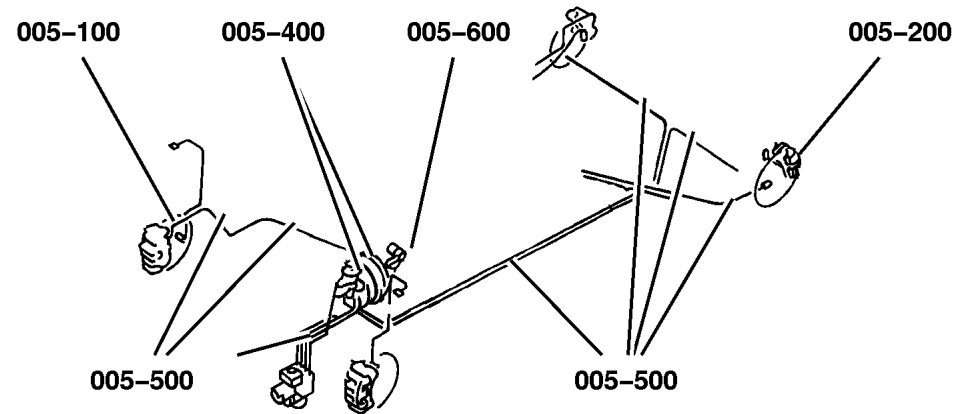
Brake Lines and Hoses

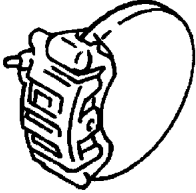
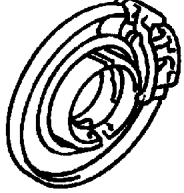
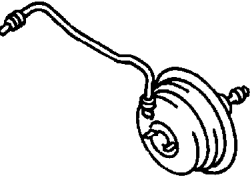

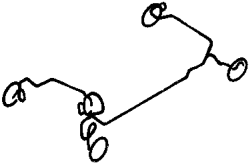

Brake Lines And Hoses,Front Fig. 005-510

Brake Lines And Hoses,Rear Fig. 005-520

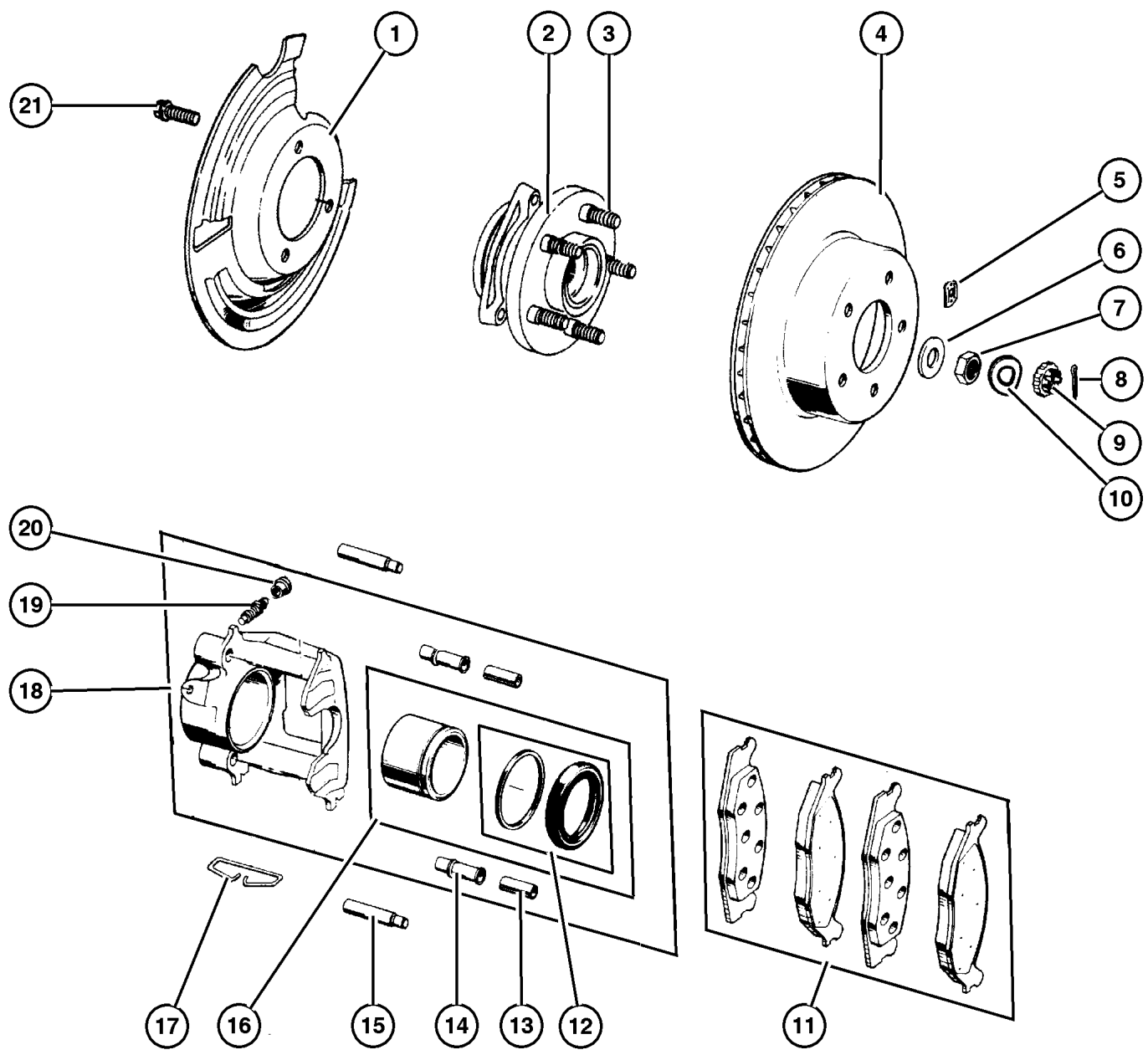
Brake Pedals

Brake Pedal Fig. 005-610



<p>005-100 Front Brakes</p> 	<p>005-200 Rear Brakes</p> 	<p>005-300 Power Brake Booster</p> 	<p>005-400 Brake Master Cylinder</p> 
<p>005-500 Brake Lines and Hoses</p> 	<p>005-600 Brake Pedals</p> 		

Brakes, Front Figure 005-110



ITEM	PART NUMBER	QTY	LINE	SERIES	BODY	ENGINE	TRANS	TRIM	DESCRIPTION
1									SHIELD, Brake
	5200 5476	1	T						Right
	5200 5477	1	T						Left
	5200 5476	1	J						Right
	5200 5477	1	J						Left
2									HUB AND BEARING, Brake
	5300 7449	2	T						
		2	J						
3									STUD, Hub
	5300 7463	10	T						
		10	J						
4									ROTOR, Brake
	5200 8440	2	T						
		2	J						
5	6026 430	AR							NUT, Push
6	J420 0096	2	T						WASHER, Flat
		2	J						
7	J420 0095	2	T						NUT, Hex
		2	J						
8									PIN, Cotter, M4x40.00
	1101 0069	6	T						
		6	J						
9									RETAINER, Hub Nut
	J420 0097	2	T						
		2	J						
10									WASHER, Wave
	4740 749	2	T						
		2	J						
11									PAD KIT, Front Disc Brake
	4883 344AC	1	T						
		1	J						
12									BOOT AND SEAL, Disc Brake
	J813 3852	1	T						
		1	J						
13									BUSHING, Disc Brake Caliper
	4383 471	1	T						
		1	J						
14									SLEEVE, Disc Brake Caliper
	4423 573	1	T						
		1	J						
15									PIN, Caliper

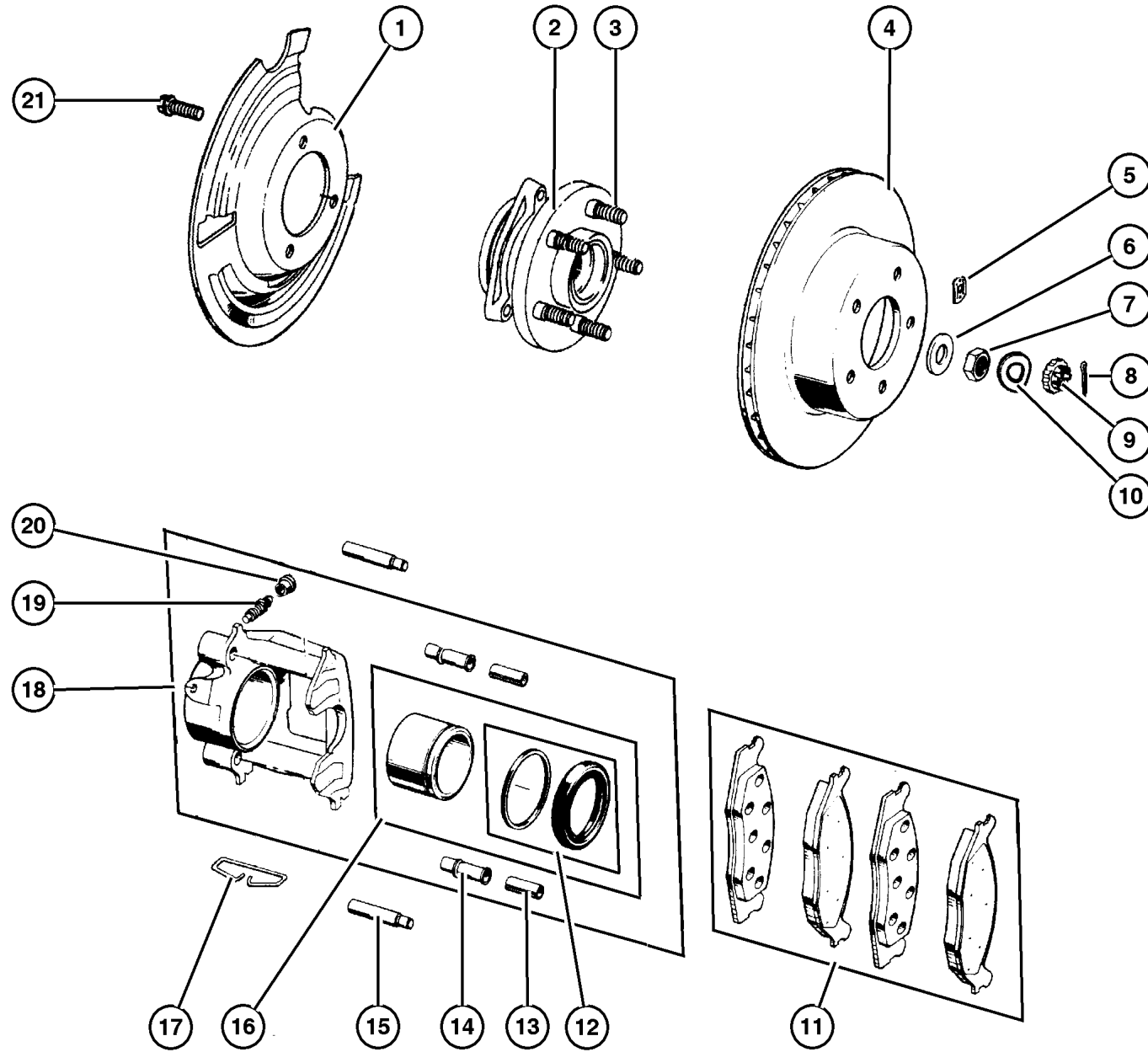
JEEP GRAND CHEROKEE (ZJ)

SERIES	LINE	BODY	ENGINE	TRANSMISSION
L = Low Line	J = 4WD T = 2WD	74 = 4 Door	ERH, ER0 = 4.0L Power Tech I-6. ELF, EL0 = 5.2L V8 MPI EML, EM0 = 5.9L V8 MPI	DGW = 4 Speed Auto. 44RE DGK = 4 Speed Auto. 42RE DGT = 4 Speed Auto. 46RE DGO = All Speed Auto.

AR = Use as required - = Non illustrated part # = New this model year

October 20, 2004

**Brakes,Front
Figure 005-110**



ITEM	PART NUMBER	QTY	LINE	SERIES	BODY	ENGINE	TRANS	TRIM	DESCRIPTION
	5253 000	4	T						
		4	J						
16	5252 614	1	T						PISTON, Brake
		1	J						
17	J323 9865	1	T						CLIP, Brake Caliper
		1	J						
18									CALIPER, Disc Brake
	5252 984	1	T						Right
	5252 985	1	T						Left
	5252 984	1	J						Right
	5252 985	1	J						Left
19									SCREW, Bleeder
	J320 3313	1	T						
		1	J						
20									CAP, Bleeder
	4238 717	1	T						
		1	J						
21									BOLT
	3420 1535	6	T						Hub and Bearing to Knuckle
									Mounting
		6	J						Hub and Bearing to Knuckle
									Mounting

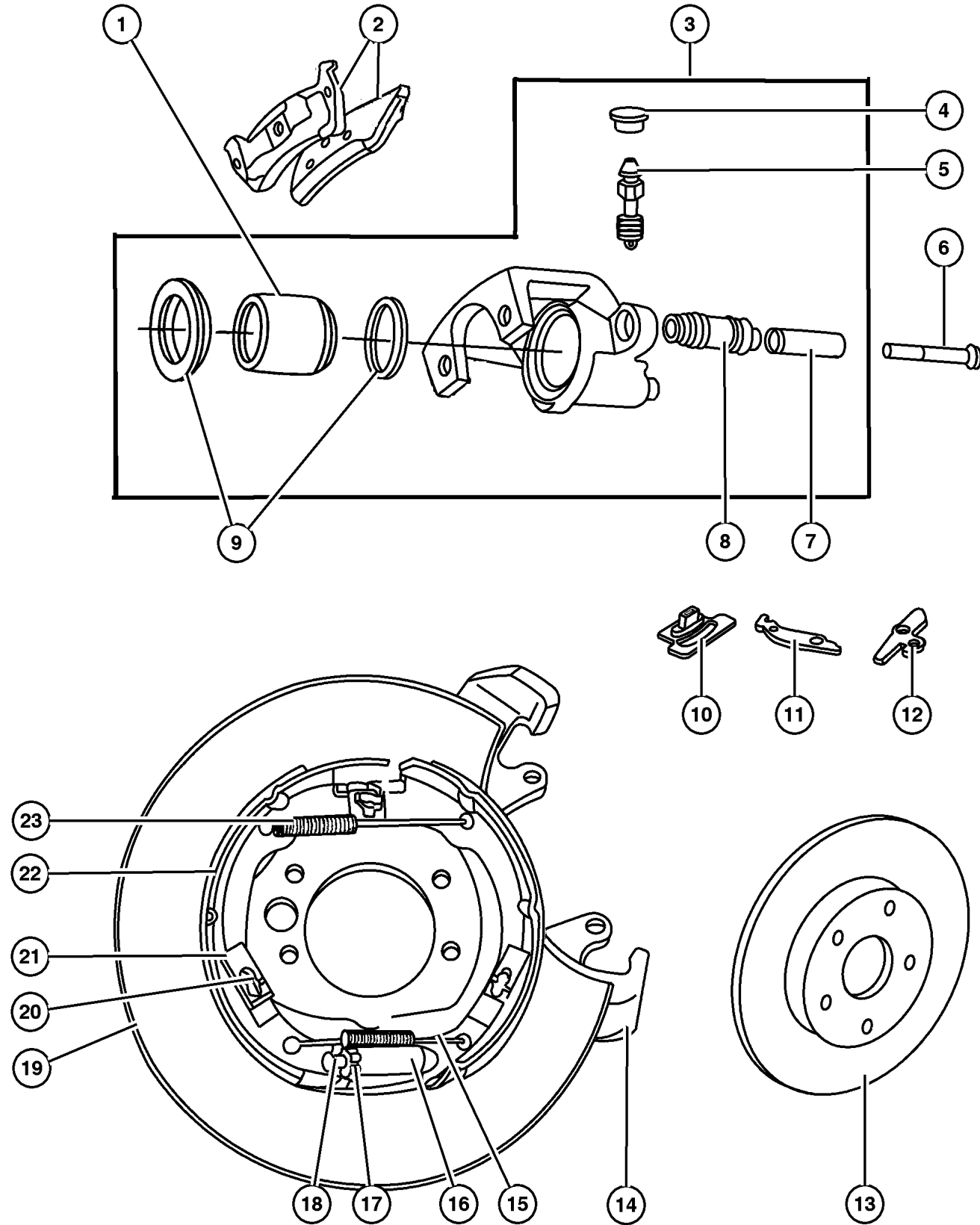
JEEP GRAND CHEROKEE (ZJ)

SERIES	LINE	BODY	ENGINE	TRANSMISSION
L = Low Line	J = 4WD T = 2WD	74 = 4 Door	ERH, ER0 = 4.0L Power Tech I-6. ELF, EL0 = 5.2L V8 MPI EML, EM0 = 5.9L V8 MPI	DGW = 4 Speed Auto. 44RE DGK = 4 Speed Auto. 42RE DGT = 4 Speed Auto. 46RE DGO = All Speed Auto.

AR = Use as required - = Non illustrated part # = New this model year

October 20, 2004

Brakes, Rear Figure 005-210



ITEM	PART NUMBER	QTY	LINE	SERIES	BODY	ENGINE	TRANS	TRIM	DESCRIPTION
1	4762 111	1							PISTON, Brake
2	4883 717AA	1							SHOE AND LINING, Rear Disc Brake
3	4762 102	1							CALIPER, Disc Brake Right
	4762 103	1							Left
4	4762 113	1							CAP, Bleeder
5	J092 0463	1							BLEEDER SCREW, Brake
6	5253 000	4							PIN, Caliper
7	4762 105	1							SLEEVE, Brake Caliper
8	4762 106	1							BUSHING, Caliper
9	4762 110	1							BOOT AND SEAL PACKAGE, Disc Brake
10	4762 124	1							BOOT, Parking Brake Lever
11	4762 130	1							LEVER, Park Brake Adjusting Cable, Right
	4762 131	1							Cable, Left
12	4762 132	1							LEVER, Park Brake Adjusting, Cam
13	5200 8184	2							ROTOR, Brake
14	4796 342	1							ADAPTER, Disc Brake Caliper Right
	4796 343	1							Left
15	4762 116	1							SPRING, Park Brake Shoe Return, Lower
16	4762 118	1							NUT, Parking Brake Adjusting
17	4762 120	1							SCREW, Parking Brake, Adjusting
18	4762 115	1							SOCKET, Parking Brake, Adjusting
19	4762 128	1							PLATE, Brake Backing Right
	4762 129	1							Left
20	4762 126	1							PIN, Brake Shoe Hold Down
21	4762 125	1							CLIP, Parking Brake Hold Down
22	4796 337	1							SHOE AND LINING KIT, Parking Brake
23	4762 127	1							SPRING, Park Brake Shoe Return, Upper
-24	4762 121	1							PLUG, Brake Adjusting Hole
-25	5602 7723	1							SENSOR, Anti-Lock Brake Left
	5602 7722	1							Right
-26	4762 191	2							BOLT, ABS Sensor, Mounting

JEEP GRAND CHEROKEE (ZJ)

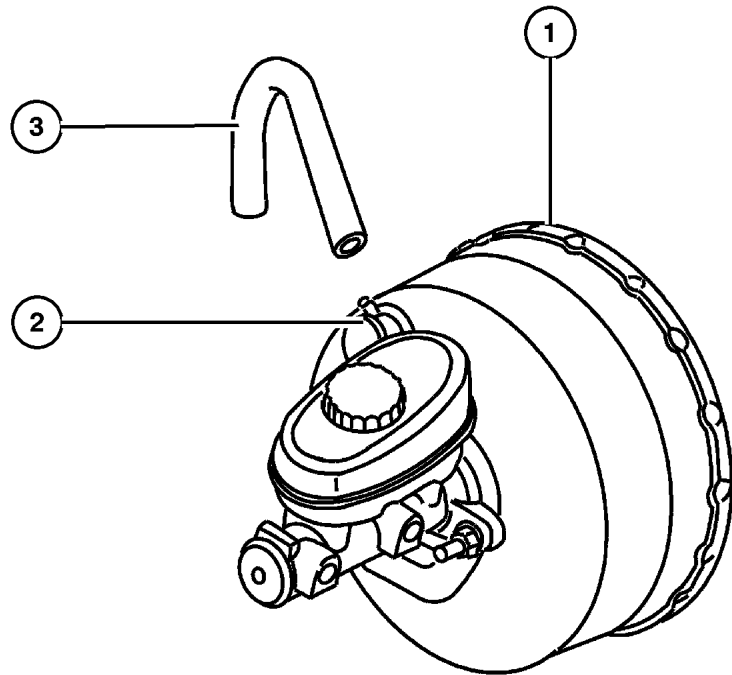
SERIES	LINE	BODY	ENGINE	TRANSMISSION
L = Low Line	J = 4WD T = 2WD	74 = 4 Door	ERH, ER0 = 4.0L Power Tech I-6. ELF, EL0 = 5.2L V8 MPI EML, EM0 = 5.9L V8 MPI	DGW = 4 Speed Auto. 44RE DGK = 4 Speed Auto. 42RE DGT = 4 Speed Auto. 46RE DGO = All Speed Auto.

AR = Use as required - = Non illustrated part # = New this model year

October 20, 2004

**Booster
Figure 005-310**

ITEM	PART NUMBER	QTY	LINE	SERIES	BODY	ENGINE	TRANS	TRIM	DESCRIPTION
1	4761 786	1							BOOSTER, Power Brake
2	4713 085	1							VALVE, Check, Elbow, with Grommet
3	5200 8569	1							HOSE, Brake Booster, Intake Manifold to Booster
-4	J400 3909	4							NUT, Hex Flange With Serration, Booster to Dash Mounting



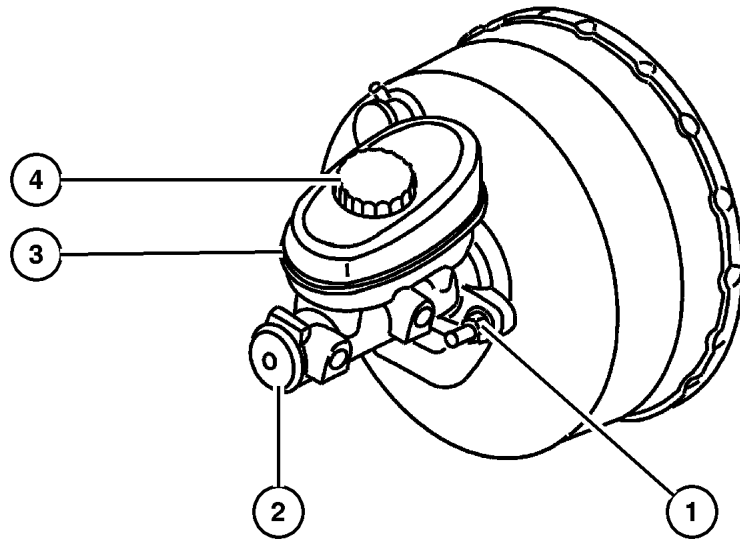
JEEP GRAND CHEROKEE (ZJ)				
SERIES	LINE	BODY	ENGINE	TRANSMISSION
L = Low Line	J = 4WD T = 2WD	74 = 4 Door	ERH, ER0 = 4.0L Power Tech I-6. ELF, EL0 = 5.2L V8 MPI EML, EM0 = 5.9L V8 MPI	DGW = 4 Speed Auto. 44RE DGK = 4 Speed Auto. 42RE DGT = 4 Speed Auto. 46RE DGO = All Speed Auto.

AR = Use as required - = Non illustrated part # = New this model year

October 20, 2004

**Master Cylinder
Figure 005-410**

ITEM	PART NUMBER	QTY	LINE	SERIES	BODY	ENGINE	TRANS	TRIM	DESCRIPTION
1	6100 517	2							NUT, Hex Flange Lock, M8 Phosphate, Master Cylinder to Booster Mounting
2	4761 941	1							MASTER CYLINDER, Brake
3	4761 942	1							RESERVOIR, Brake Master Cylinder
4	4761 944	1							CAP, Master Cylinder Reservoir
-5	J400 3909	4							NUT, Hex Flange With Serration, Booster to Dash Mounting



JEEP GRAND CHEROKEE (ZJ)				
SERIES	LINE	BODY	ENGINE	TRANSMISSION
L = Low Line	J = 4WD T = 2WD	74 = 4 Door	ERH, ER0 = 4.0L Power Tech I-6. ELF, EL0 = 5.2L V8 MPI EML, EM0 = 5.9L V8 MPI	DGW = 4 Speed Auto. 44RE DGK = 4 Speed Auto. 42RE DGT = 4 Speed Auto. 46RE DG0 = All Speed Auto.

AR = Use as required - = Non illustrated part # = New this model year

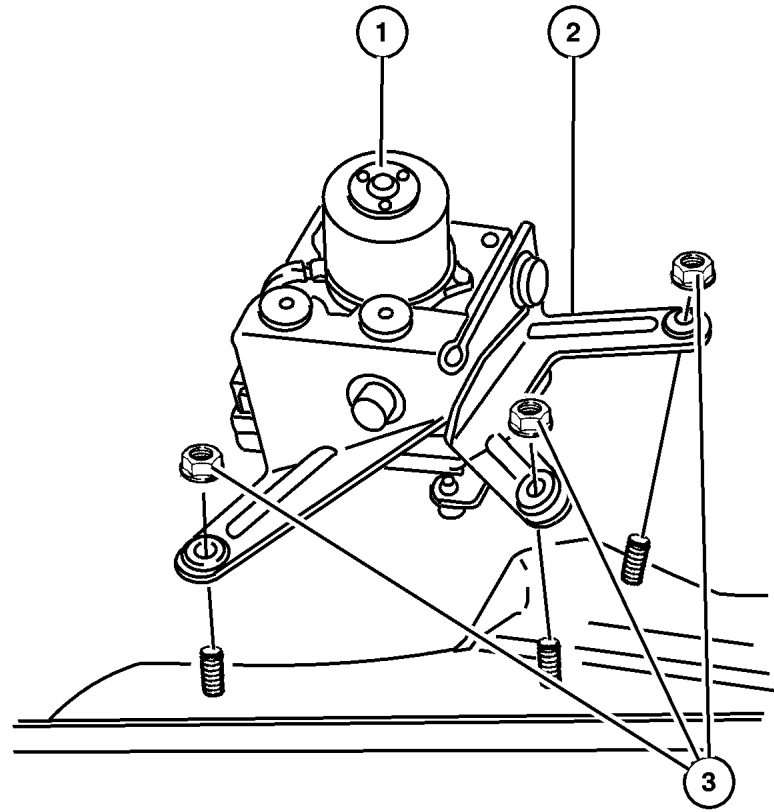
October 20, 2004

Hydraulic Control Unit Anti-lock Figure 005-420

ITEM	PART NUMBER	QTY	LINE	SERIES	BODY	ENGINE	TRANS	TRIM	DESCRIPTION
------	-------------	-----	------	--------	------	--------	-------	------	-------------

NOTE: For Anti-Lock Brake Awareness Video Tape Use Part# 52008713.

1	5200 9047	1							CONTROL UNIT, Anti-Lock Brake
2	5200 9052	1							BRACKET, Hydraulic Control Unit
3	3420 1711	3							NUT, Hex Flange, M8x1.25, HCU Mounting



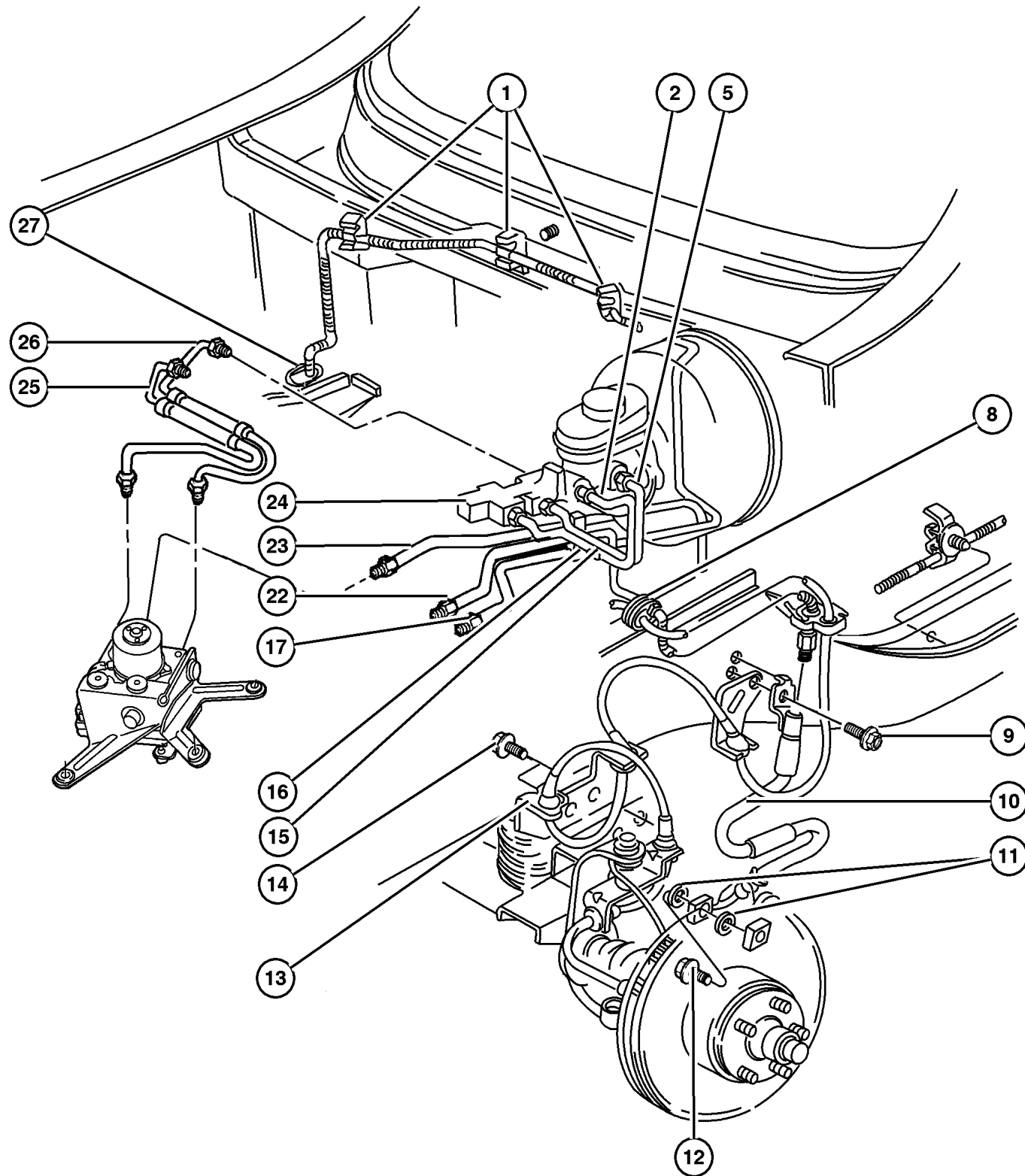
JEEP GRAND CHEROKEE (ZJ)

SERIES	LINE	BODY	ENGINE	TRANSMISSION
L = Low Line	J = 4WD T = 2WD	74 = 4 Door	ERH, ER0 = 4.0L Power Tech I-6. ELF, EL0 = 5.2L V8 MPI EML, EM0 = 5.9L V8 MPI	DGW = 4 Speed Auto. 44RE DGK = 4 Speed Auto. 42RE DGT = 4 Speed Auto. 46RE DGO = All Speed Auto.

AR = Use as required - = Non illustrated part # = New this model year

October 20, 2004

Brake Lines And Hoses, Front Figure 005-510



ITEM	PART NUMBER	QTY	LINE	SERIES	BODY	ENGINE	TRANS	TRIM	DESCRIPTION
1	5200 9077	3							CLIP, Brake Tube Firewall
2	5200 8939	1							TUBE, Brake, M/Cyl. to Combo Valve (Secondary)
-3	6503 707	1							NUT, Brake Line, Fit 5200939 Tube
-4	6034 627	1							NUT, Brake Line, Fit 5200939 Tube
5	5200 8603	1							TUBE, Brake, M/Cyl. to Combo Valve (Primary)
-6	6034 868	1							NUT, Brake Line, Fits 52008603 Tube
-7	6503 399	1							NUT, Brake Line, Fits 52008603 Tube
8	5200 8339	2							GROMMET, Front Brake Tube, Brake Tube to Wheelhouse, Left
9	6502 711	2							BOLT, ABS Sensor
10	5200 8674	1							HOSE, Brake Right
	5200 8675	1							Left
11	J323 7672	8							GASKET, Brake Hose To Caliper, Brake Hose Mounting
12	J400 6700	4							BOLT, Banjo, Brake Hose Mounting
13	5602 6996	1							BRACKET, Brake Sensor Right
	5602 6997	1							Left
14	6502 655	4							SCREW, Hex Head, M6x1x15, Brake Sensor Bracket Mounting
15	J400 6034	1							CLIP, Brake Tube, 2 Way
16	5200 8193	2							CLIP, Brake Tube, 3 Way
17	1843 251	1							TUBE, Steel, .187 25 Foot Roll, OEM Number was 52008960
-18	J319 5677	1							NUT, Inverted Flare, .375-24, Fits 52008960 Tube
-19	3879 283	1							COVER, Brake Tube Wire, .18, Fits 52008960 Tube
-20	6503 707	1							NUT, Brake Line, Fits 52008960 Tube
-21	5212 7936	1							SLEEVE, Braided, Fits 52008960 Tube
22	5200 9223	1							TUBE, Brake, Brake Hose Tube to HCU, Left
23	5200 9222	1							TUBE, Brake, Brake Hose Tube to HCU, Right
24	5200 9061	1							VALVE, Proportioning, Combination (Combo)

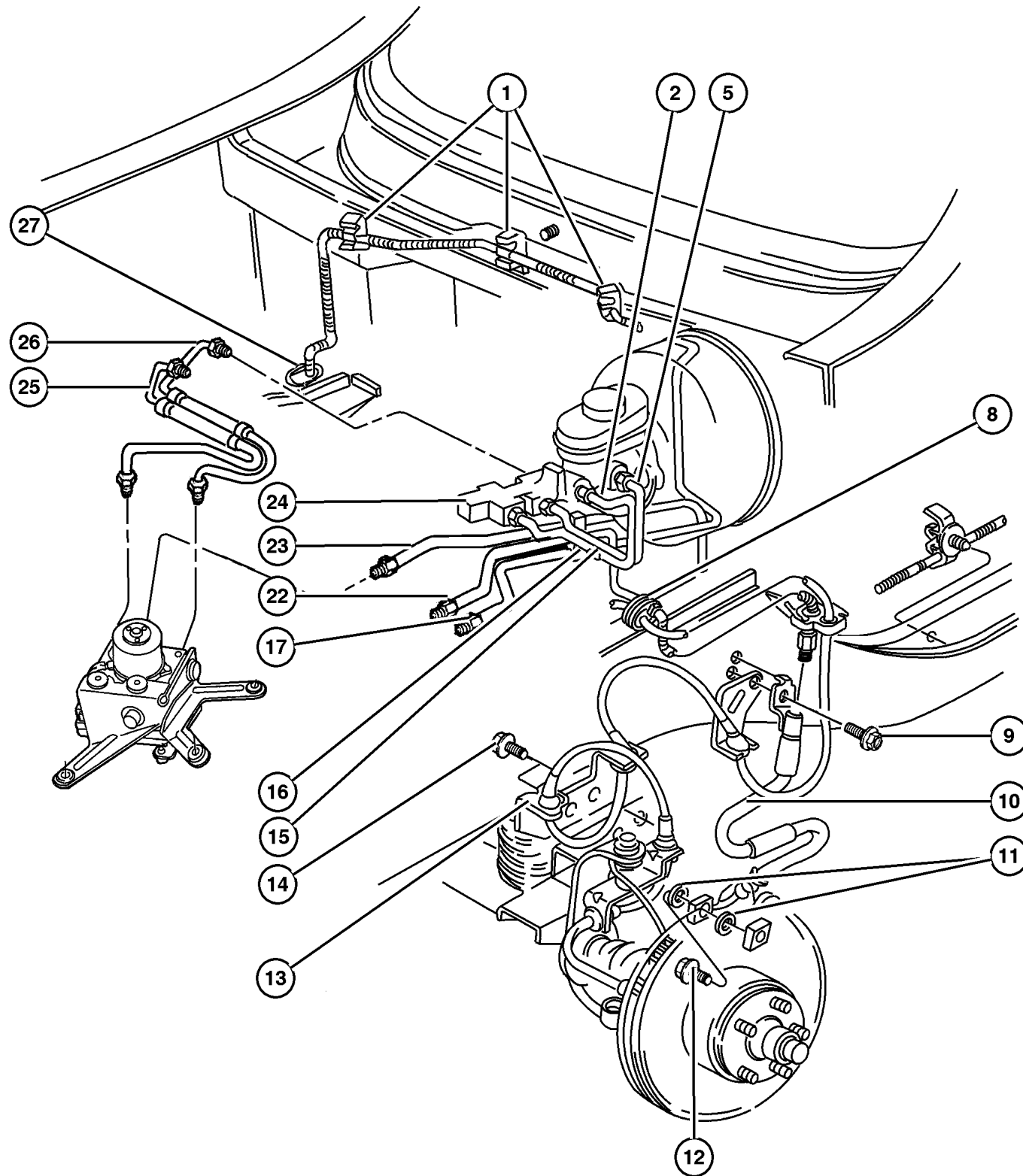
JEEP GRAND CHEROKEE (ZJ)

SERIES	LINE	BODY	ENGINE	TRANSMISSION
L = Low Line	J = 4WD T = 2WD	74 = 4 Door	ERH, ER0 = 4.0L Power Tech I-6. ELF, EL0 = 5.2L V8 MPI EML, EM0 = 5.9L V8 MPI	DGW = 4 Speed Auto. 44RE DGK = 4 Speed Auto. 42RE DGT = 4 Speed Auto. 46RE DGO = All Speed Auto.

AR = Use as required - = Non illustrated part # = New this model year

October 20, 2004

Brake Lines And Hoses, Front Figure 005-510



ITEM	PART NUMBER	QTY	LINE	SERIES	BODY	ENGINE	TRANS	TRIM	DESCRIPTION
25	5200 8957	1							HOSE, Brake, Combo Valve to HCU - Secondary
26	5200 8956	1							HOSE, Brake, Combo Valve to HCU - Primary
27	5200 8339	2							GROMMET, Front Brake Tube, Brake Tube to Wheelhouse, Right

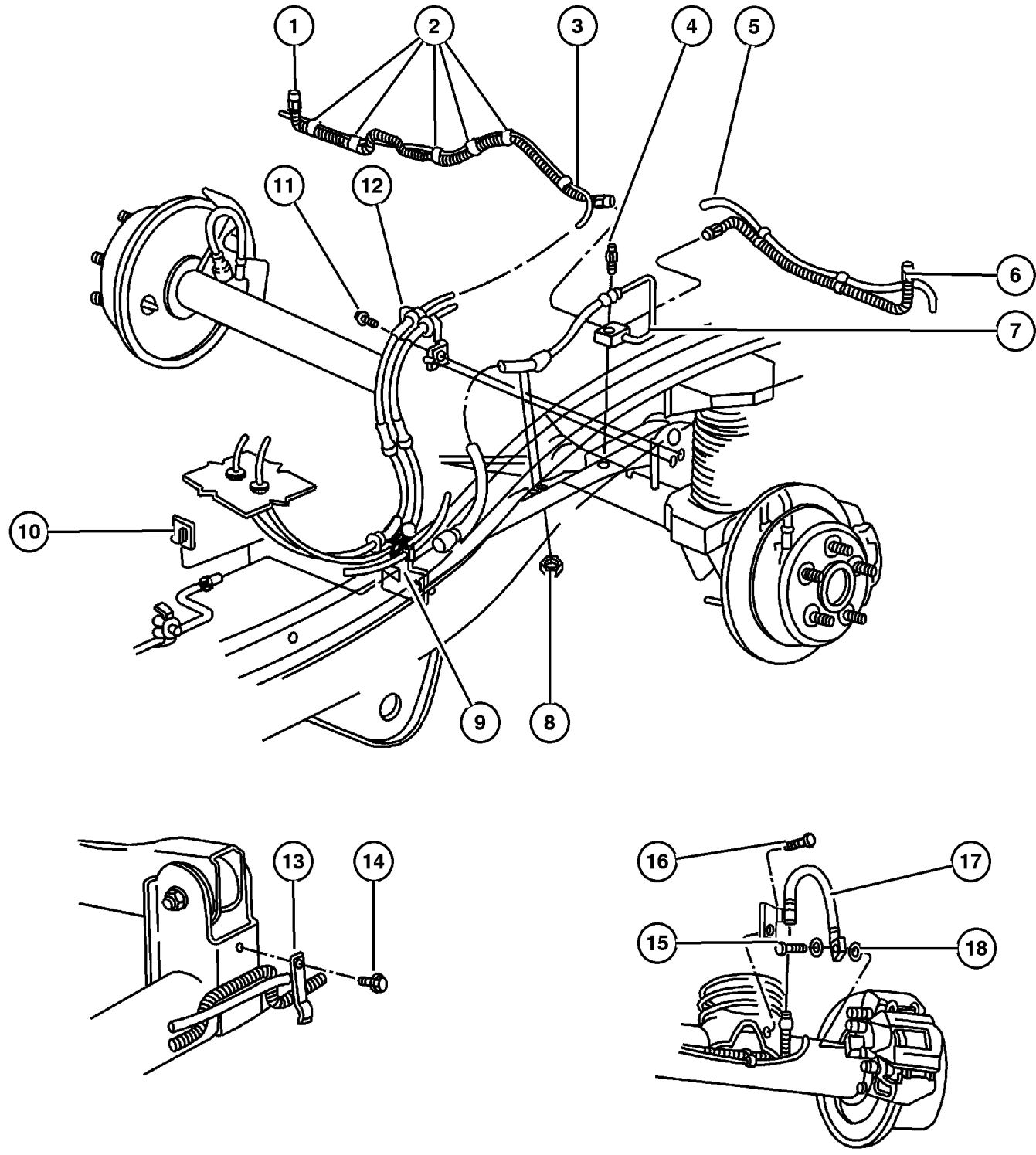
JEEP GRAND CHEROKEE (ZJ)

SERIES	LINE	BODY	ENGINE	TRANSMISSION
L = Low Line	J = 4WD T = 2WD	74 = 4 Door	ERH, ER0 = 4.0L Power Tech I-6. ELF, EL0 = 5.2L V8 MPI EML, EM0 = 5.9L V8 MPI	DGW = 4 Speed Auto. 44RE DGK = 4 Speed Auto. 42RE DGT = 4 Speed Auto. 46RE DGO = All Speed Auto.

AR = Use as required - = Non illustrated part # = New this model year

October 20, 2004

Brake Lines And Hoses,Rear Figure 005-520



ITEM	PART NUMBER	QTY	LINE	SERIES	BODY	ENGINE	TRANS	TRIM	DESCRIPTION
1									TUBE, Brake
	5212 8222	1							[DRJ,DRM], Right
	5200 9050	1							[DRK], Right
2	5602 6775	8							CLIP, Tube To Speed Sensor
3	5602 7722	1							SENSOR, Anti-Lock Brake, Right
4	5206 7508	1							BOLT, Axle Vent
5	5602 7723	1							SENSOR, Anti-Lock Brake, Left
6	5200 8609	1							TUBE, Brake, Left
7	5200 7401	1							HOSE, Brake, Brake Tube to Rear
									Axle Tee
8	6101 695	1							NUT, Hex Flange Lock, M8x1.25, Rear Brake Hose Mounting
9	5210 0148	1							BRACKET, Brake Hose
10	2208 893	1							LOCK, Brake Hose, Rear
11	6502 655	1							SCREW, Hex Head, M6x1x15, ABS Bracket Mounting
12	5602 6757	1	J						BRACKET, Anti-Lock Brake Sensor, Sensor
13	5200 7748	1							CLIP, Brake Tube
14	6502 655	1							SCREW, Hex Head, M6x1x15, Brake Tube Clip Mounting
15	J400 6700	4							BOLT, Banjo, Brake Hose Mounting
16	6502 655	2							SCREW, Hex Head, M6x1x15, Brake Hose to Axle Mounting
17									HOSE, Brake
	5200 8662	1							Right
	5200 8663	1							Left
18	J323 7672	8							GASKET, Brake Hose To Caliper

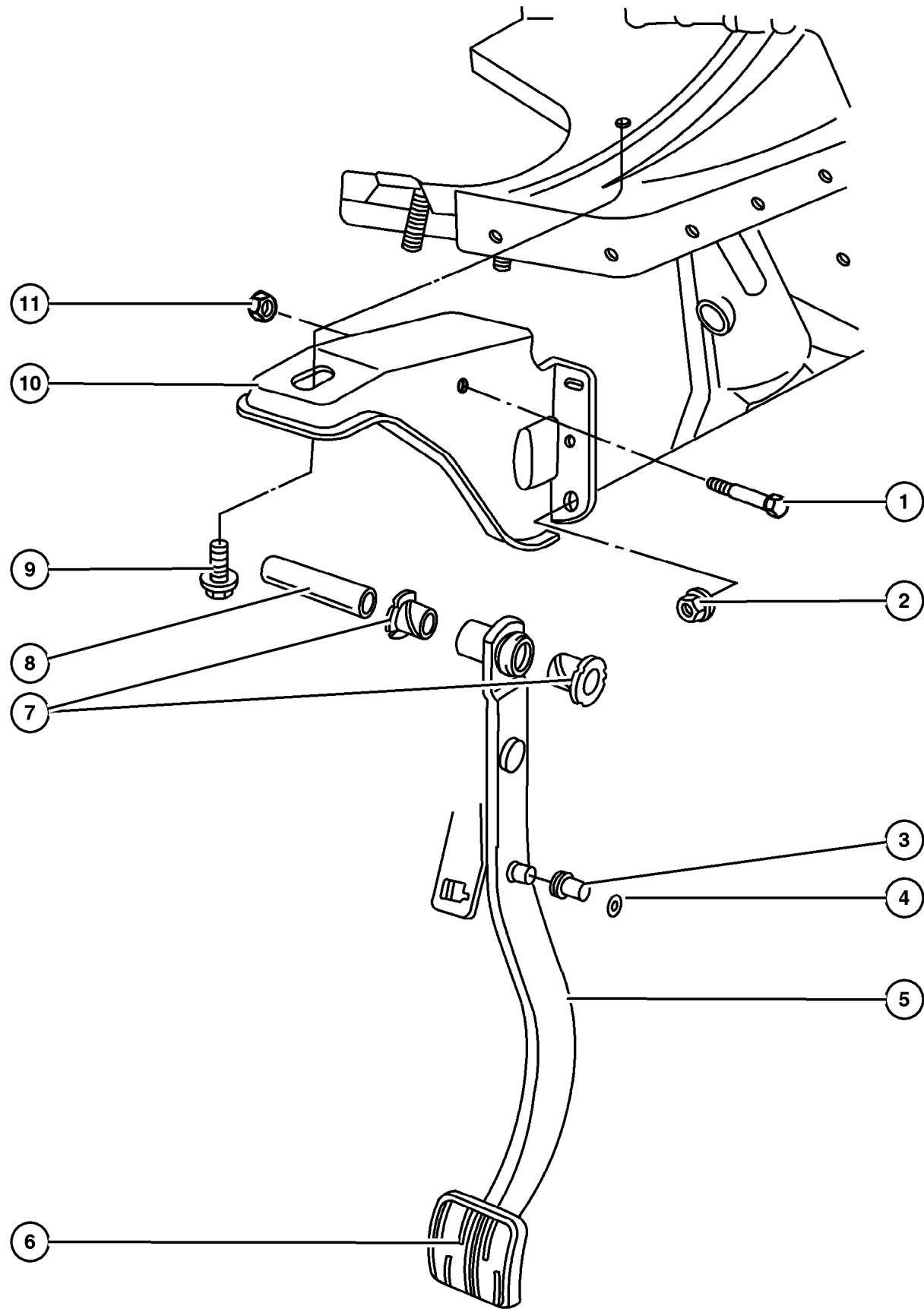
JEEP GRAND CHEROKEE (ZJ)

SERIES	LINE	BODY	ENGINE	TRANSMISSION
L = Low Line	J = 4WD T = 2WD	74 = 4 Door	ERH, ER0 = 4.0L Power Tech I-6. ELF, EL0 = 5.2L V8 MPI EML, EM0 = 5.9L V8 MPI	DGW = 4 Speed Auto. 44RE DGK = 4 Speed Auto. 42RE DGT = 4 Speed Auto. 46RE DGO = All Speed Auto.

AR = Use as required - = Non illustrated part # = New this model year

October 20, 2004

Brake Pedal Figure 005-610



ITEM	PART NUMBER	QTY	LINE	SERIES	BODY	ENGINE	TRANS	TRIM	DESCRIPTION
1	6100 206	1							BOLT, Hex Head, M14x70, Brake Pedal to Bracket Mounting
2	J400 3909	4							NUT, Hex Flange With Serration, Booster to Firewall Mounting
3	4446 361	1							BUSHING, Hydraulic Clutch Actuator
4	6035 334	1							CLIP, Brake Push Rod, Brake Booster Push Rod to Pedal Pin Retaining
5	5207 8995	1							PEDAL, Brake
6	5200 2749	1							PAD, Pedal
7	J322 5981	2							BUSHING, Pedal Shaft
8	5300 0637	1							SLEEVE, Pedal Shaft
9	0181 112	1							SCREW AND WASHER, .375-16x1.00, Brake Pedal Mounting Bracket
10	5207 8407	1							BRACKET, Brake Pedal
11	6502 585	1							NUT, Brake Pedal to Bracket Mounting

JEEP GRAND CHEROKEE (ZJ)				
SERIES	LINE	BODY	ENGINE	TRANSMISSION
L = Low Line	J = 4WD T = 2WD	74 = 4 Door	ERH, ER0 = 4.0L Power Tech I-6. ELF, EL0 = 5.2L V8 MPI EML, EM0 = 5.9L V8 MPI	DGW = 4 Speed Auto. 44RE DGK = 4 Speed Auto. 42RE DGT = 4 Speed Auto. 46RE DGO = All Speed Auto.

AR = Use as required - = Non illustrated part # = New this model year

October 20, 2004

Group – 007

Cooling

GROUP 7 - Cooling

Illustration Title

Group-Fig. No.

Radiator and Related Parts

Radiator And Related Parts 4.0L Engine Fig. 007-150

Radiator And Related Parts 5.2L And 5.9L Engine Fig. 007-160

Water Pump and Related Parts

Water Pump And Related Parts 4,0L Engine Fig. 007-210

Water Pump And Related Parts 5.2L And 5.9L Engine Fig. 007-220

Tank, Coolant Engine

Coolant Tank Fig. 007-310

Pulleys and Related Parts

Drive Pulleys 4.0L Engine Fig. 007-420

Drive Pulleys 5.2L And 5.9L Engine Fig. 007-430

Drive Belts

Drive Belt Fig. 007-520

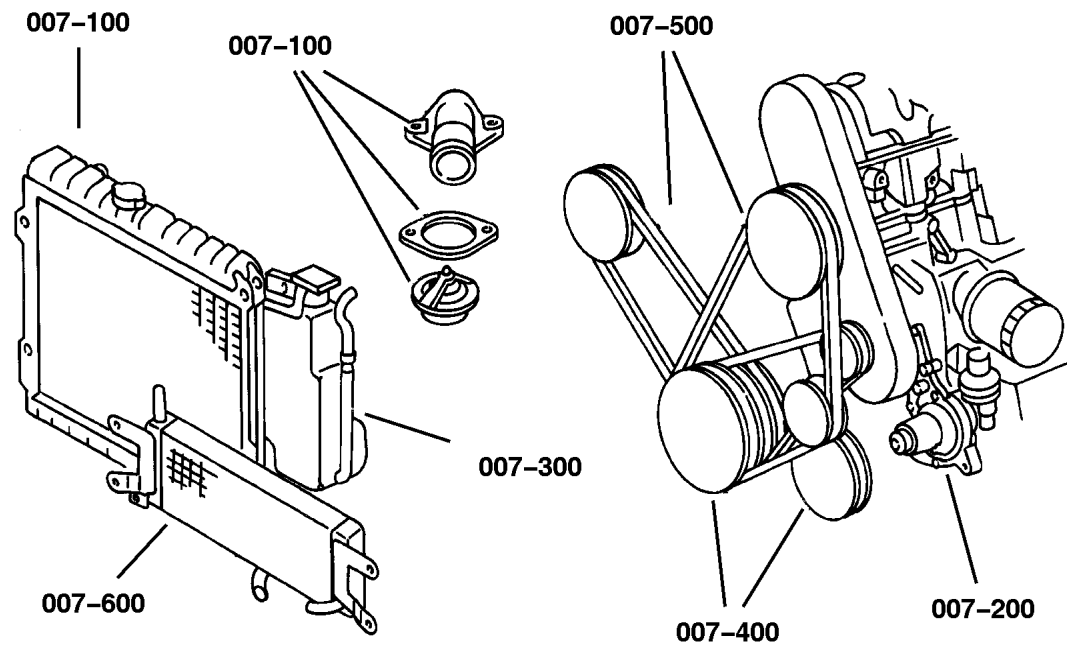
Lines, Transmission Oil Cooler

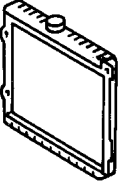
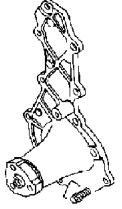
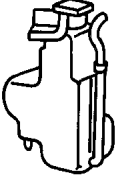
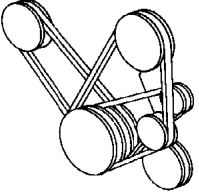

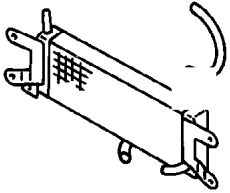
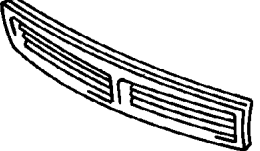
Oil Cooler And Lines 5.2L And 5.9L Engine Fig. 007-610

Oil Cooler And Lines 4.0L Engine Fig. 007-620

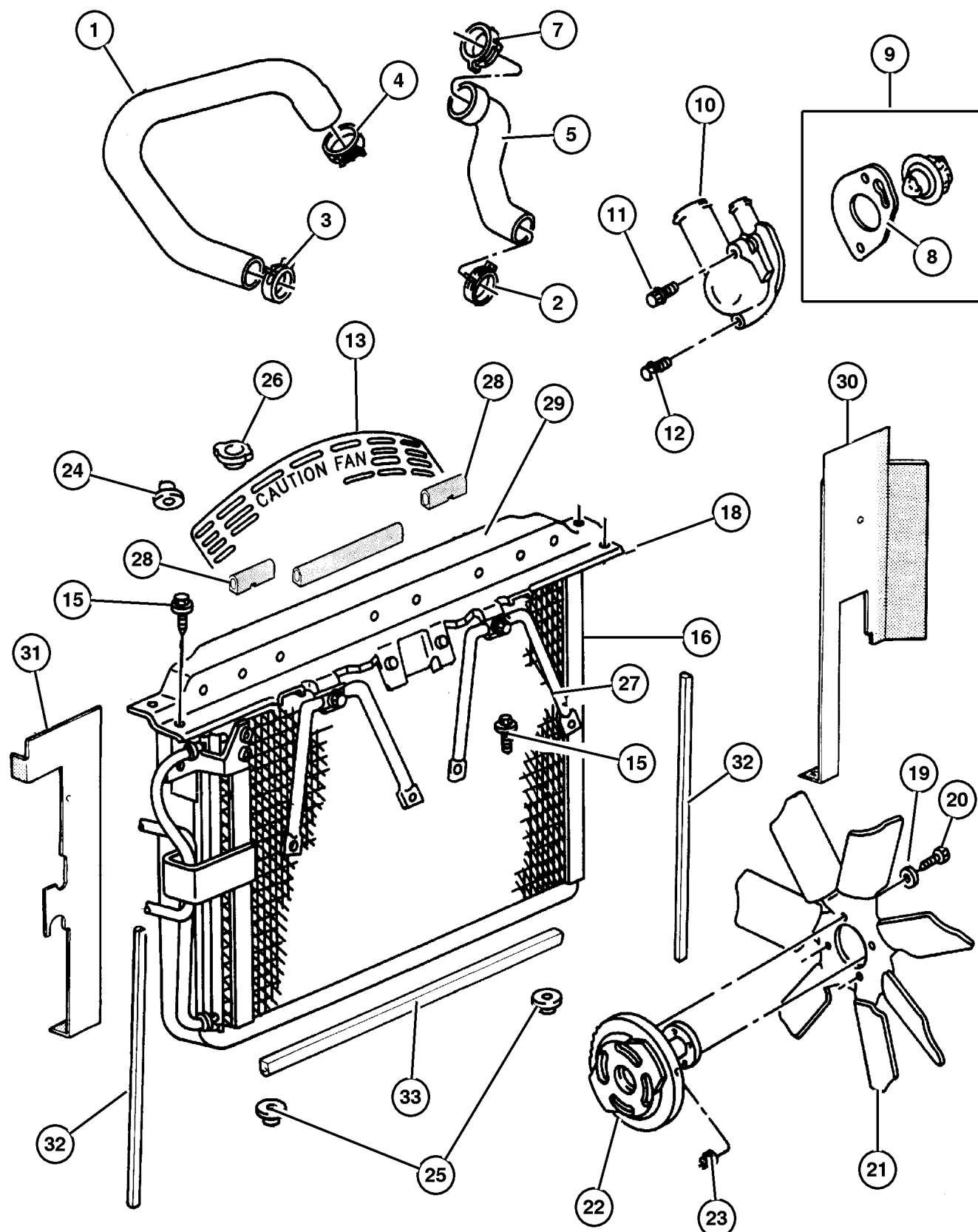
Grilles

Grille And Related Parts Fig. 007-720



<p>007-100 Radiator and Related Parts</p> 	<p>007-200 Water Pump and Related Parts</p> 	<p>007-300 Tank, Coolant Engine</p> 	<p>007-400 Pulleys and Related Parts</p> 
<p>007-500 Drive Belts</p> 	<p>007-600 Lines, Transmission Oil Cooler</p> 	<p>007-700 Grilles</p> 	

Radiator And Related Parts 4.0L Engine Figure 007-150



ITEM	PART NUMBER	QTY	LINE	SERIES	BODY	ENGINE	TRANS	TRIM	DESCRIPTION
1	5202 8263	1				ER0			HOSE, Radiator Inlet, Radiator Inlet
2	5202 7776	1				ER0			SLEEVE, Radiator Hose, Protector
3	3200 2983	1				ER0			CLAMP, Hose, 32mm Black
4	5200 5580	1				ER0			CLAMP, Hose to Radiator
5	52028 262AB	1				ER0			HOSE, Radiator, Outlet
-6	5202 7776	1				ER0			SLEEVE, Radiator Hose, Protector
7	6032 277	1							CLAMP, Radiator
8	5302 0547	1				ER0			GASKET, Thermostat, Thermostat
9	5202 8186	1				ER0			THERMOSTAT, 195 Degrees
10	5300 6192	1				ER0			HOUSING, Thermostat, Thermostat
11	6034 927	1				ER0			SCREW AND WASHER, Hex Head, .312-18x.970
12									BOLT, (NOT SERVICED) (Not Serviced)
13	52079 583AB	1				ER0	DGK		SHROUD, Fan
-14	5207 9602	2				ER0	DGK		BRACKET, Shroud, Radiator to Shroud
15	6100 568	4							BOLT AND WASHER, Implement Attaching
16	5202 8379	1				ER0	DGK		RADIATOR, Engine Cooling
-17	4644 746	1							DRAINCOCK, Radiator, Radiator
18	5525 4771	1				ER0	DGK		CROSSMEMBER, Radiator, Radiator, Upper
19	5200 6642	2				ER0	DGK		ISOLATOR, Radiator, Upper
20	6034 860	4							BOLT AND WASHER, Implement Attaching
21	5207 9570	1				ER0			FAN, Cooling
22	5202 7823	1				ER0			VISCOUS CLUTCH, Fan Drive With [NMC]
	5202 7824	1				ER0			Without [NMC]
23	0154 591	4				ER0			NUT AND WASHER, Hex, .312-18
24	5200 6642	2				ER0	DGK		ISOLATOR, Radiator, Upper
25	J068 7550	2				ER0	DGK		GROMMET, Radiator, Lower Isolator
26	5202 7793	1				ER0	DGK		CAP, Radiator, Radiator
27	5525 4509	2				ER0	DGK		BRACE, Radiator Crossmember, Radiator Crossmember
28	5202 7811	2				ER0	DGK		SEAL, Crossmember, Upper Crossmember
29	5202 7507	1				ER0	DGK		SEAL, Crossmember, Crossmember Center

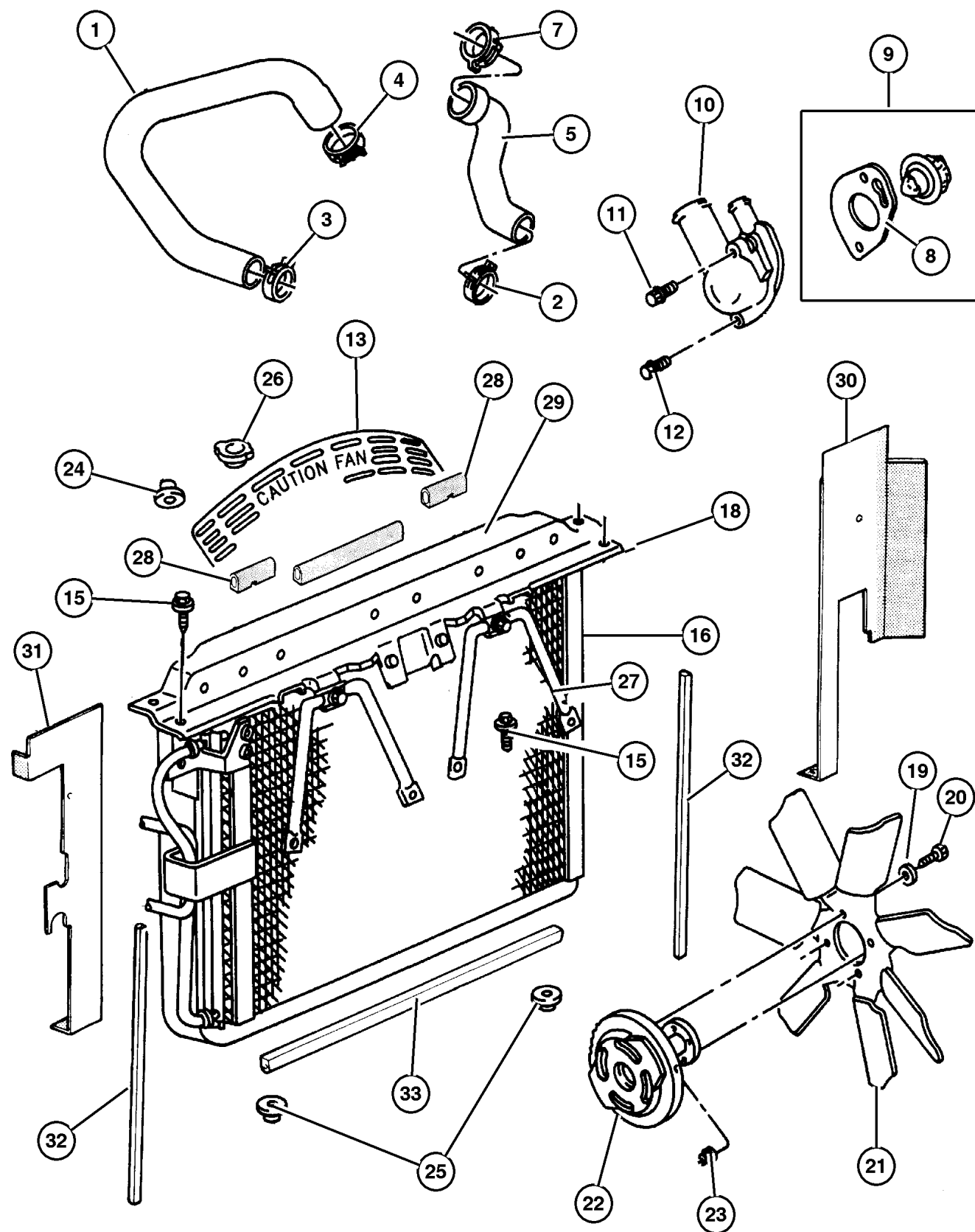
JEEP GRAND CHEROKEE (ZJ)

SERIES	LINE	BODY	ENGINE	TRANSMISSION
L = Low Line	J = 4WD T = 2WD	74 = 4 Door	ERH, ER0 = 4.0L Power Tech I-6. ELF, EL0 = 5.2L V8 MPI EML, EM0 = 5.9L V8 MPI	DGW = 4 Speed Auto. 44RE DGK = 4 Speed Auto. 42RE DGT = 4 Speed Auto. 46RE DGO = All Speed Auto.

AR = Use as required - = Non illustrated part # = New this model year

October 20, 2004

Radiator And Related Parts 4.0L Engine Figure 007-150



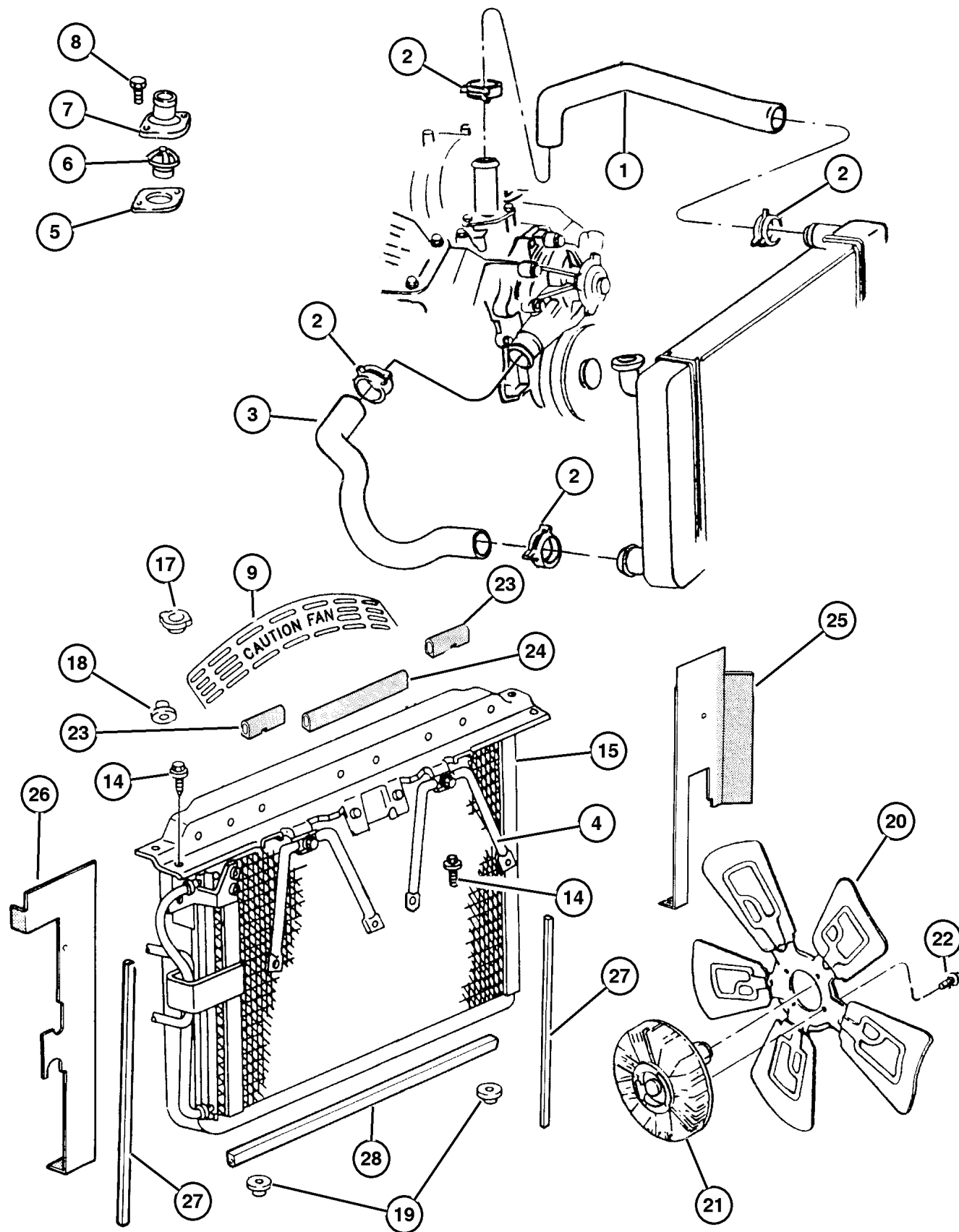
ITEM	PART NUMBER	QTY	LINE	SERIES	BODY	ENGINE	TRANS	TRIM	DESCRIPTION
30	5200 6160	1				ER0	DGK		SEAL, Radiator, Radiator Side, Right
31	5200 6159	1				ER0	DGK		SEAL, Radiator, Radiator Side, Left
32	5202 7509	2				ER0	DGK		SEAL, Radiator Condenser, Radiator to Condenser
33	5202 7506	1				ER0	DGK		SEAL, Crossmember, Lower Crossmember

JEEP GRAND CHEROKEE (ZJ)				
SERIES	LINE	BODY	ENGINE	TRANSMISSION
L = Low Line	J = 4WD T = 2WD	74 = 4 Door	ERH, ER0 = 4.0L Power Tech I-6. ELF, EL0 = 5.2L V8 MPI EML, EM0 = 5.9L V8 MPI	DGW = 4 Speed Auto. 44RE DGK = 4 Speed Auto. 42RE DGT = 4 Speed Auto. 46RE DGO = All Speed Auto.

AR = Use as required - = Non illustrated part # = New this model year

October 20, 2004

**Radiator And Related Parts 5.2L And 5.9L Engine
Figure 007-160**



ITEM	PART NUMBER	QTY	LINE	SERIES	BODY	ENGINE	TRANS	TRIM	DESCRIPTION
1	5207 9559	1				EL0, EMO			HOSE, Radiator, Radiator Inlet
2	5200 5580	1							CLAMP, Hose to Radiator
3	5202 8226	1				EL0, EMO			HOSE, Radiator, Outlet
4	5525 4509	2				EL0, EMO	DGW		BRACE, Radiator Crossmember, Radiator Crossmember
5	5302 1051	1				EL0, EMO			GASKET, Thermostat, Thermostat
6	5202 8185	1				EL0, EMO			THERMOSTAT, 195 Degrees
7	5302 0115	1				EL0, EMO			HOUSING, Thermostat, Thermostat
8	6034 549	2				EL0, EMO			SCREW, Hex Head, .312-18x.94
9	5207 9594	1				EL0, EMO	DGW		SHROUD, Fan, Radiator, Upper
-10	5202 8035	1				EL0, EMO			SHROUD, Fan, Fan Shroud, Lower
-11	5202 8046	1				EL0, EMO			SEAL, Fan Shroud
-12	5525 4771	1				EL0, EMO	DGW		CROSSMEMBER, Radiator, Radiator, Upper
-13	5207 9602	2				EL0, EMO	DGW		BRACKET, Shroud, Radiator to Shroud
14	6100 568	4							BOLT AND WASHER, Implement Attaching
15	4734 104	1				EL0, EMO	DGW		RADIATOR, Engine Cooling
-16	4644 746	1							DRAINCOCK, Radiator
17	5202 7793	1				EL0, EMO	DGW		CAP, Radiator, Radiator
18	5200 6642	2				EL0, EMO	DGW		ISOLATOR, Radiator, Upper
19	J068 7550	2				EL0, EMO	DGW		GROMMET, Radiator
20	5202 7888	1				EL0, EMO			FAN, Cooling
21	5202 8297	1				EL0, EMO			VISCOUS CLUTCH, Fan Drive without Max Cooling [NMC]

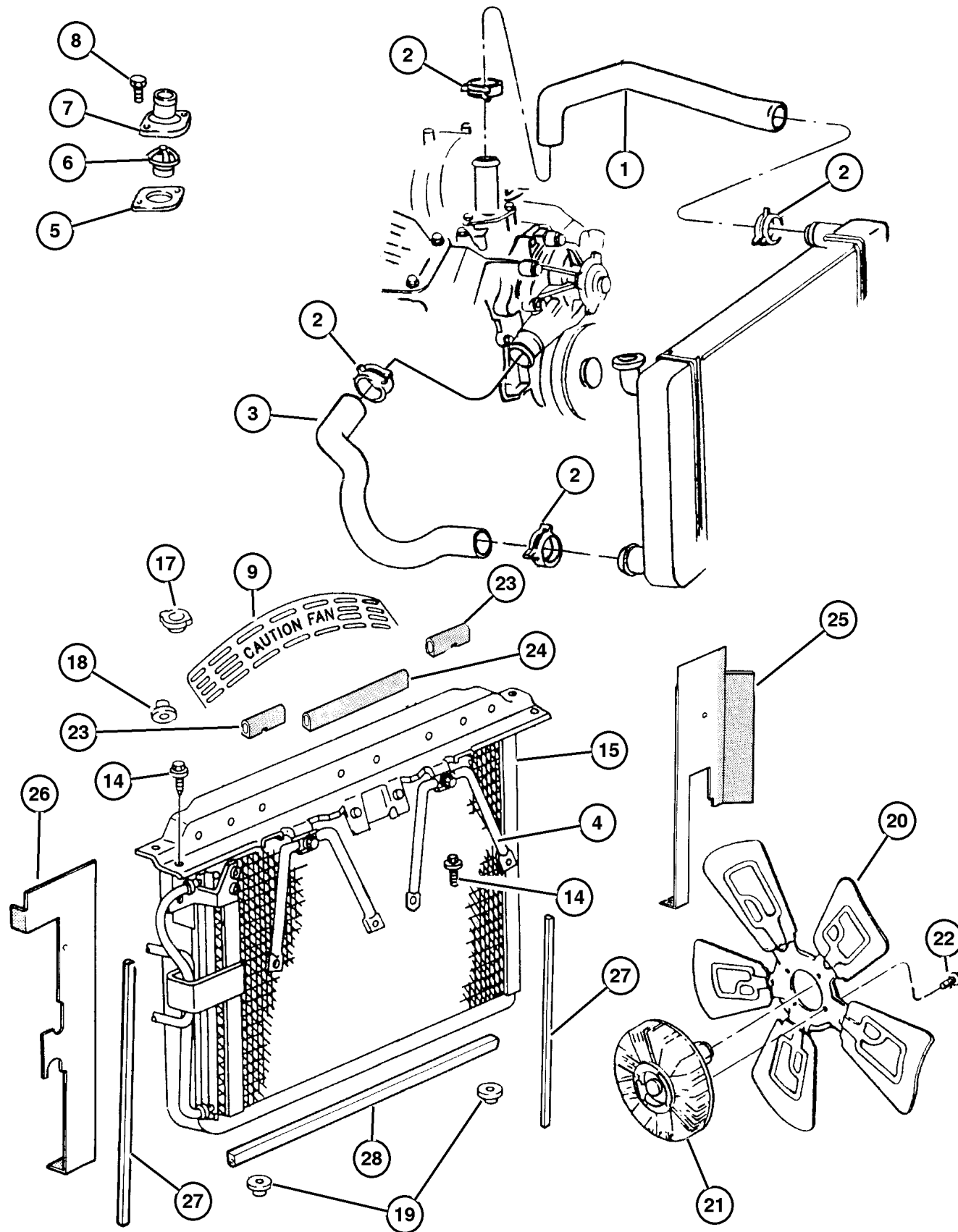
JEEP GRAND CHEROKEE (ZJ)

SERIES	LINE	BODY	ENGINE	TRANSMISSION
L = Low Line	J = 4WD T = 2WD	74 = 4 Door	ERH, ER0 = 4.0L Power Tech I-6. ELF, EL0 = 5.2L V8 MPI EML, EMO = 5.9L V8 MPI	DGW = 4 Speed Auto. 44RE DGK = 4 Speed Auto. 42RE DGT = 4 Speed Auto. 46RE DGO = All Speed Auto.

AR = Use as required - = Non illustrated part # = New this model year

October 20, 2004

**Radiator And Related Parts 5.2L And 5.9L Engine
Figure 007-160**



ITEM	PART NUMBER	QTY	LINE	SERIES	BODY	ENGINE	TRANS	TRIM	DESCRIPTION
	5202 8298	1				EL0, EM0			with Max Cooling [NMC]
22	0180 077	1							BOLT, Hex Head, 5/16x18x3/4
23	5202 7718	2				EL0, EM0	DGW		SEAL, Crossmember, Upper Crossmember
24	5202 7507	1				EL0, EM0	DGW		SEAL, Crossmember, Upper Center
25	5200 6160	1				EL0, EM0	DGW		SEAL, Radiator, Radiator Side, Right
26	5200 6159	1				EL0, EM0	DGW		SEAL, Radiator, Radiator Side, Left
27	5202 7509	2				EL0, EM0	DGW		SEAL, Radiator Condenser, Radiator to Condenser
28	5202 7506	1				EL0, EM0	DGW		SEAL, Crossmember, Lower Crossmember

JEEP GRAND CHEROKEE (ZJ)

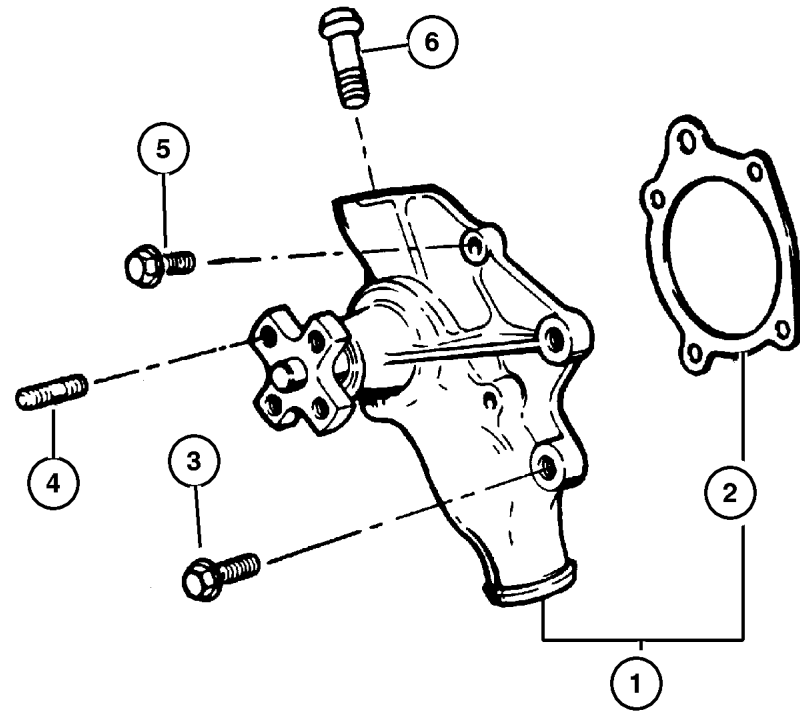
SERIES	LINE	BODY	ENGINE	TRANSMISSION
L = Low Line	J = 4WD T = 2WD	74 = 4 Door	ERH, ER0 = 4.0L Power Tech I-6. ELF, EL0 = 5.2L V8 MPI EML, EM0 = 5.9L V8 MPI	DGW = 4 Speed Auto. 44RE DGK = 4 Speed Auto. 42RE DGT = 4 Speed Auto. 46RE DGO = All Speed Auto.

AR = Use as required - = Non illustrated part # = New this model year

October 20, 2004

**Water Pump And Related Parts 4,0L Engine
Figure 007-210**

ITEM	PART NUMBER	QTY	LINE	SERIES	BODY	ENGINE	TRANS	TRIM	DESCRIPTION
1	4626 054	1				ER0			PUMP PACKAGE, Water, Water Pump
2	5302 0420	1				ER0			GASKET, Water Pump
3	6033 979	1				ER0			SCREW AND WASHER, Hex Head, .312-18x1.75
4	J400 6714	4				ER0			STUD, .312-18/.312-24x1.250
5	6033 978	3				ER0			SCREW AND WASHER, Hex Head, .312-18x1.12
6	5300 7978	1				ER0			TUBE, Water Pump Heater Return, Water Pump Heater Return

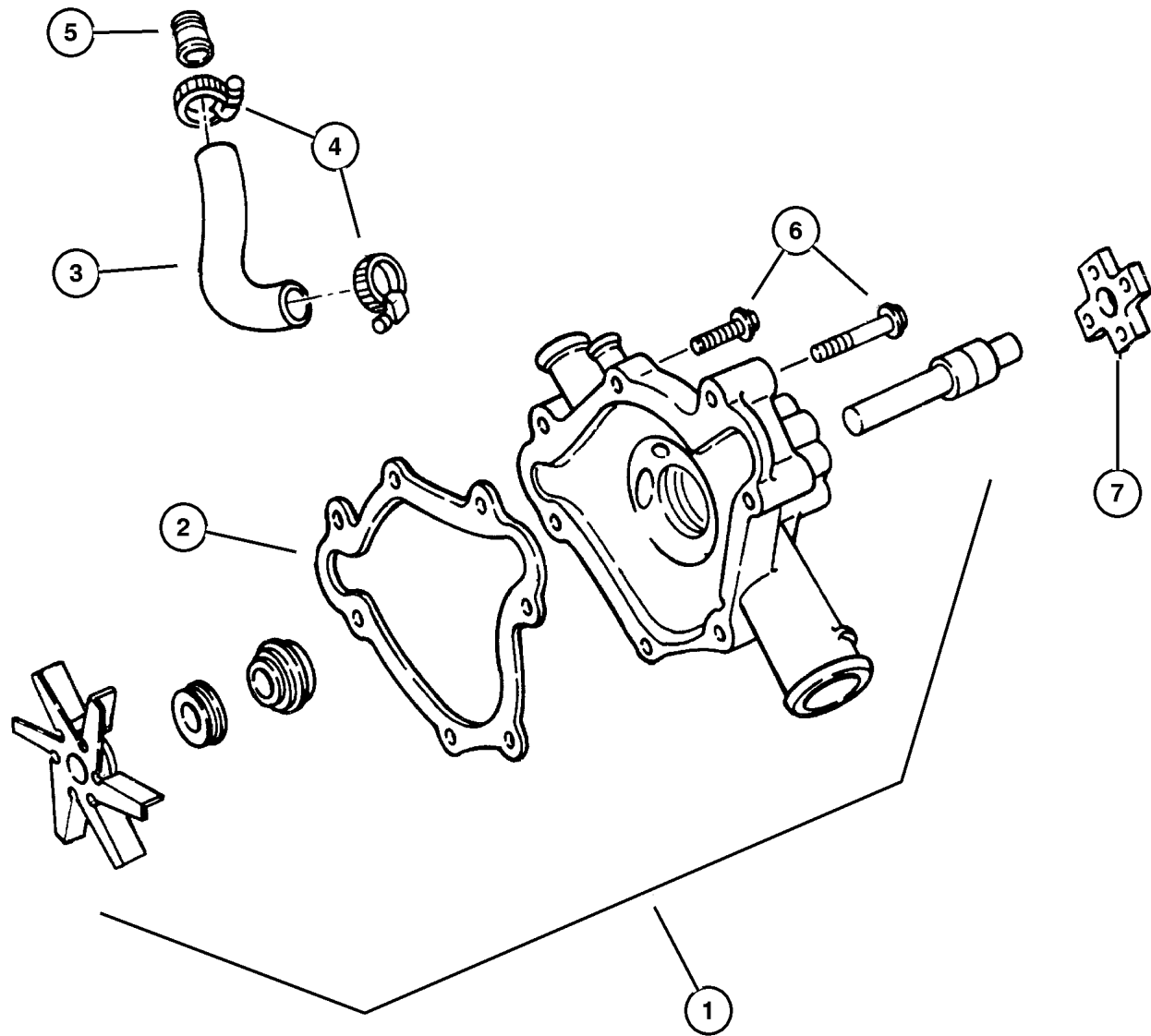


JEEP GRAND CHEROKEE (ZJ)				
SERIES	LINE	BODY	ENGINE	TRANSMISSION
L = Low Line	J = 4WD T = 2WD	74 = 4 Door	ERH, ER0 = 4.0L Power Tech I-6. ELF, EL0 = 5.2L V8 MPI EML, EM0 = 5.9L V8 MPI	DGW = 4 Speed Auto. 44RE DGK = 4 Speed Auto. 42RE DGT = 4 Speed Auto. 46RE DG0 = All Speed Auto.

AR = Use as required - = Non illustrated part # = New this model year

October 20, 2004

**Water Pump And Related Parts 5.2L And 5.9L Engine
Figure 007-220**



ITEM	PART NUMBER	QTY	LINE	SERIES	BODY	ENGINE	TRANS	TRIM	DESCRIPTION
1									PUMP, Water
	5302 1018	1				EL0			Water, w/o Gasket
		1				EM0			Water, w/o Gasket
2	4483 757	1				EL0, EM0			GASKET, Water Pump
3	5300 8654	1				EL0, EM0			HOSE, Water Pump Bypass, Water Pump By-Pass
4	4401 436	2				EL0, EM0			CLAMP, Radiator
5	5302 0185	1				EL0, EM0			NIPPLE, By-Pass, By-Pass
6	6034 279	3				EL0, EM0			SCREW AND WASHER, Hex Head Lock, .375-16x1.75
7									HUB, Water Pump Pulley
	5300 8291	1				EL0			Pulley
		1				EM0			Pulley

JEEP GRAND CHEROKEE (ZJ)

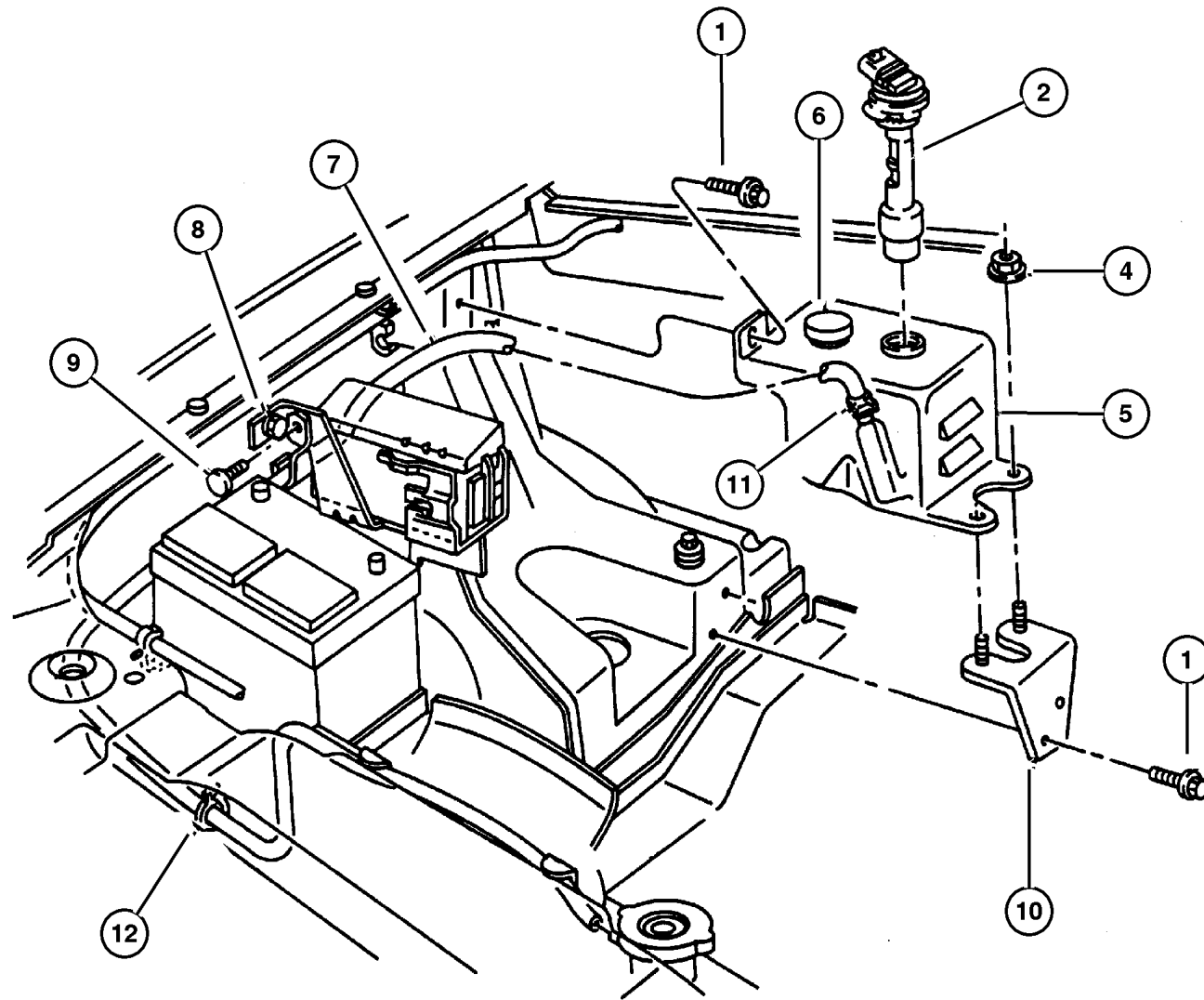
SERIES	LINE	BODY	ENGINE	TRANSMISSION
L = Low Line	J = 4WD T = 2WD	74 = 4 Door	ERH, ER0 = 4.0L Power Tech I-6. ELF, EL0 = 5.2L V8 MPI EML, EM0 = 5.9L V8 MPI	DGW = 4 Speed Auto. 44RE DGK = 4 Speed Auto. 42RE DGT = 4 Speed Auto. 46RE DGO = All Speed Auto.

AR = Use as required - = Non illustrated part # = New this model year

October 20, 2004

Coolant Tank Figure 007-310

ITEM	PART NUMBER	QTY	LINE	SERIES	BODY	ENGINE	TRANS	TRIM	DESCRIPTION
1									SCREW, (NOT SERVICED) (Not Serviced)
2	5202 8031	1				ER0			SENSOR, Coolant Level
		1				EL0,			Coolant Level
						EM0			Coolant Level
-3	5202 8254	1				ER0			GROMMET
		1				EL0,			
						EM0			
4	3420 1358	2							NUT AND WASHER, Hex Nut-Sealing Washer, M6 x 1.00
5									TANK, Coolant Reserve
	5207 9519	1				ER0			Coolant Reserve ***
		1				EL0,			Coolant Reserve ***
						EM0			
	4883 834AA	1				EL0,			Without Sensor Hole
						EM0			
	4883 835AA	1				ER0			Without Sensor Hole
		1				ER0			With Sensor Hole
		1				EL0,			With Sensor Hole
						EM0			
6	5207 9331	1				ER0			CAP, Coolant Reserve Tank
		1				EL0,			Bottle
						EM0			Bottle
7	4026 148	1				ER0			HOSE, Coolant Reserve Tank
		1				EL0,			Recovery
						EM0			Recovery
8									CLIP, (NOT SERVICED) (Not Serviced)
9	6030 441	1							PIN, Retainer
10	5202 8199	1							BRACKET, Coolant Reserve Tank, Bottle Mtg.
11	5202 7982	1							CLIP, Hose
12	6034 648	1				ER0			CLIP, Hose, Hose



JEEP GRAND CHEROKEE (ZJ)

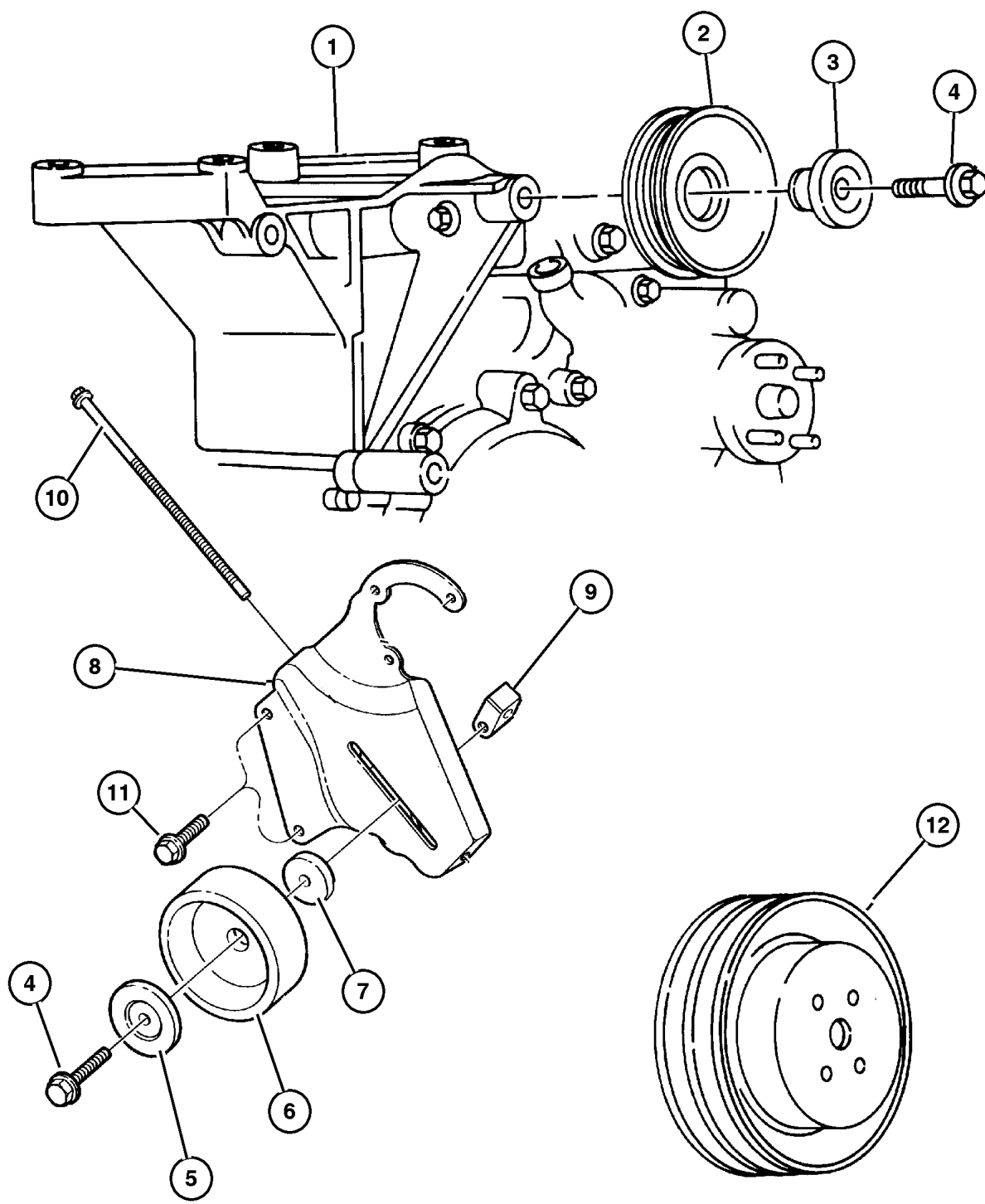
SERIES	LINE	BODY	ENGINE	TRANSMISSION
L = Low Line	J = 4WD T = 2WD	74 = 4 Door	ERH, ER0 = 4.0L Power Tech I-6. ELF, EL0 = 5.2L V8 MPI EML, EM0 = 5.9L V8 MPI	DGW = 4 Speed Auto. 44RE DGK = 4 Speed Auto. 42RE DGT = 4 Speed Auto. 46RE DG0 = All Speed Auto.

AR = Use as required - = Non illustrated part # = New this model year

October 20, 2004

Drive Pulleys 4.0L Engine
Figure 007-420

ITEM	PART NUMBER	QTY	LINE	SERIES	BODY	ENGINE	TRANS	TRIM	DESCRIPTION
1	5301 0224	1				ER0			BRACKET, Alternator And Compressor
2	5301 0230	1				ER0			PULLEY, Idler, Idler
3	3300 2201	1				ER0			BUSHING, Idler Pulley
4	6504 239	1				ER0			SCREW AND WASHER, M10x1.5x40
5	3300 2201	1				ER0			BUSHING, Idler Pulley
6	4792 112	1				ER0			PULLEY, Idler, Belt Tensioning
7	6503 230	1				ER0			SPACER, Belt Tensioner, Pulley
8	5301 0148	1				ER0			BRACKET, Tensioner, Adjusting
9	5301 0149	1				ER0			COLLAR, Tensioner Adjustment, Adjusting
10	6503 198	1				ER0			BOLT
11									SCREW, (NOT SERVICED) (Not Serviced)
12	5300 7154	1				ER0			PULLEY, Water Pump, Water Pump

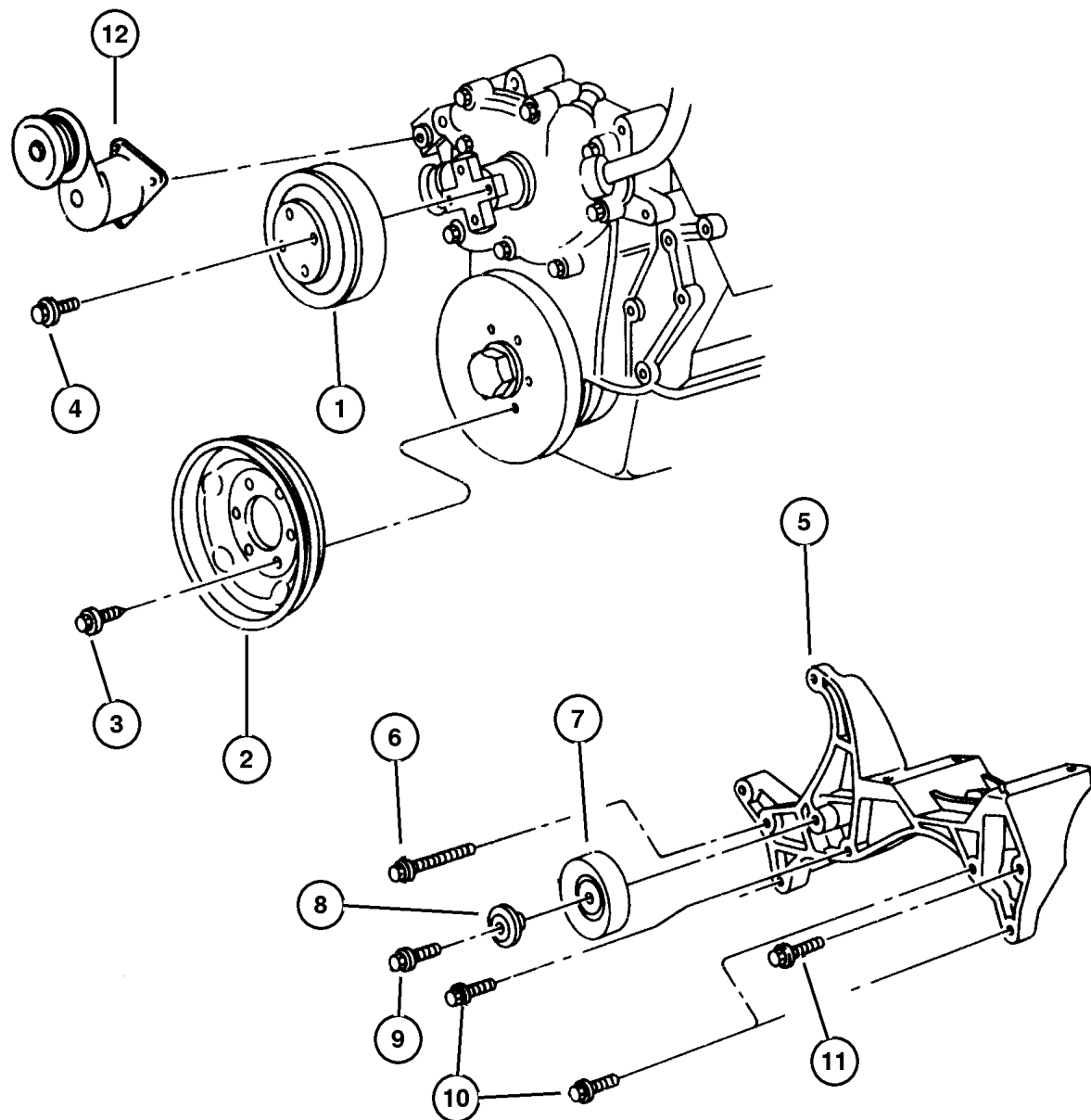


JEEP GRAND CHEROKEE (ZJ)
 SERIES LINE BODY ENGINE TRANSMISSION
 L = Low Line J = 4WD 74 = 4 Door ERH, ER0 = 4.0L Power Tech I-6. DGW = 4 Speed Auto. 44RE
 ELF, EL0 = 5.2L V8 MPI DGK = 4 Speed Auto. 42RE
 EML, EM0 = 5.9L V8 MPI DGT = 4 Speed Auto. 46RE
 DG0 = All Speed Auto.

AR = Use as required - = Non illustrated part # = New this model year

October 20, 2004

Drive Pulleys 5.2L And 5.9L Engine
Figure 007-430



ITEM	PART NUMBER	QTY	LINE	SERIES	BODY	ENGINE	TRANS	TRIM	DESCRIPTION
1	5301 0221	1				EL0, EM0			PULLEY, Water Pump, Fan
2	5301 0222	1				EL0, EM0			PULLEY, Crankshaft, Drive
3									SCREW, (NOT SERVICED) (Not Serviced)
4									SCREW, (NOT SERVICED) (Not Serviced)
5	5300 8614	1				EL0, EM0			BRACKET, Alternator And Compressor, Alternator and Compressor Mounting
6	6034 247	1				EL0, EM0			BOLT, Hex Head, .375-16x.25
7	5300 9508	1				EL0, EM0			PULLEY, Idler, Idler
8	3300 2201	1				EL0			BUSHING, Idler Pulley
9									BOLT, (NOT SERVICED) (Not Serviced)
10									BOLT, (NOT SERVICED) (Not Serviced)
11	6034 246	1				EL0, EM0			BOLT, Hex Head, .375-16x.75
12	5301 0158	1				EL0, EM0			TENSIONER, Belt, w/Bracket

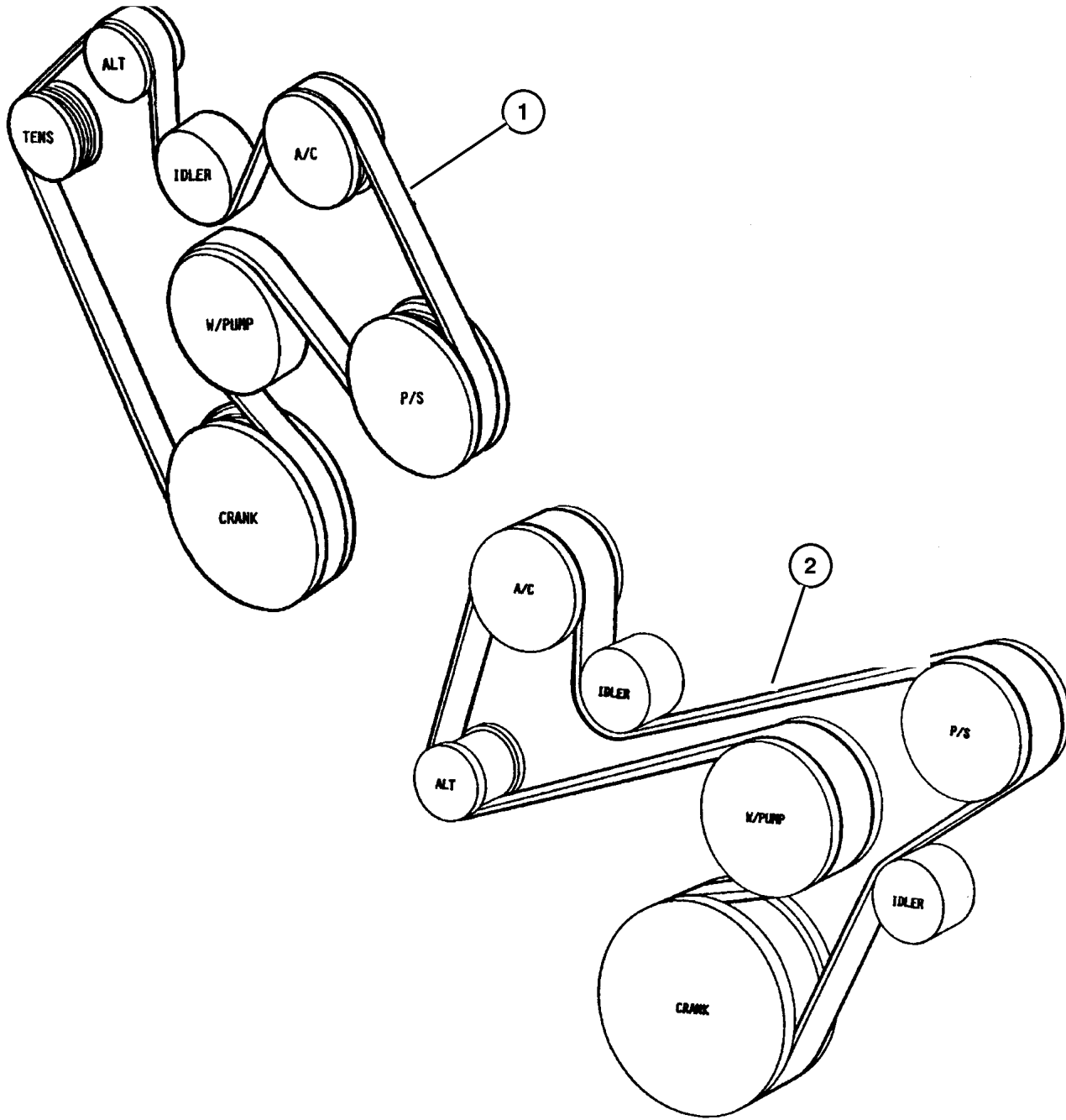
JEEP GRAND CHEROKEE (ZJ)
 SERIES LINE BODY ENGINE TRANSMISSION
 L = Low Line J = 4WD 74 = 4 Door ERH, ER0 = 4.0L Power Tech I-6. DGW = 4 Speed Auto. 44RE
 ELF, EL0 = 5.2L V8 MPI DGK = 4 Speed Auto. 42RE
 EML, EM0 = 5.9L V8 MPI DGT = 4 Speed Auto. 46RE
 DG0 = All Speed Auto.

AR = Use as required - = Non illustrated part # = New this model year

October 20, 2004

Drive Belt
Figure 007-520

ITEM	PART NUMBER	QTY	LINE	SERIES	BODY	ENGINE	TRANS	TRIM	DESCRIPTION
1	5301 1097	1				EL0, EM0			BELT, Accessory Drive, Drive, 5.2L/ 5.9L Engine
2	5301 0150	1				ER0			BELT, Accessory Drive, Drive, 4.0L Engine
-3									LABEL, Belt Routing
	5301 0298	1				ER0	DGK		
	5300 8745	1				EL0, EM0	DGW		



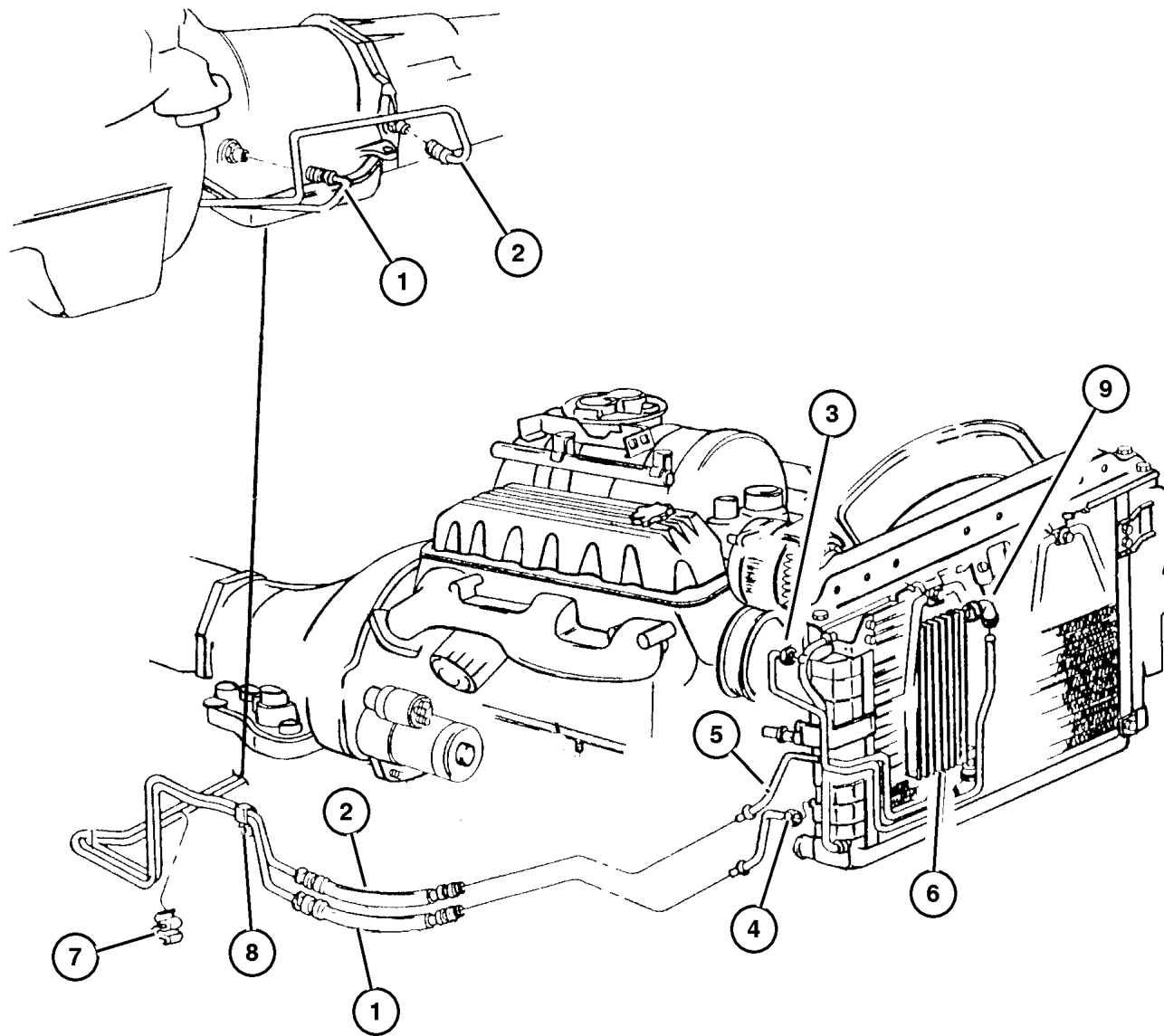
JEEP GRAND CHEROKEE (ZJ)				
SERIES	LINE	BODY	ENGINE	TRANSMISSION
L = Low Line	J = 4WD T = 2WD	74 = 4 Door	ERH, ER0 = 4.0L Power Tech I-6. ELF, EL0 = 5.2L V8 MPI EML, EM0 = 5.9L V8 MPI	DGW = 4 Speed Auto. 44RE DGK = 4 Speed Auto. 42RE DGT = 4 Speed Auto. 46RE DGO = All Speed Auto.

AR = Use as required - = Non illustrated part # = New this model year

October 20, 2004

Oil Cooler And Lines 5.2L And 5.9L Engine Figure 007-610

ITEM	PART NUMBER	QTY	LINE	SERIES	BODY	ENGINE	TRANS	TRIM	DESCRIPTION
1	5207 9677	1				EL0, EM0	DGW		TUBE AND HOSE, Oil Cooler, Pressure
2	5207 9692	1				EL0, EM0	DGW		TUBE AND HOSE, Oil Cooler, Return
3	5207 9590	1				EL0, EM0	DGW		TUBE, Oil Cooler, Aux. Cooler, Pressure, 1997
4	5202 8391	1				EL0, EM0	DGW		TUBE, Transmission Oil Filler, Cooler Pressure
5	5207 9591	1				EL0, EM0	DGW		TUBE, Oil Cooler, Aux. Cooler Return, 1997
6	5200 6344	1				EL0, EM0	DGW		COOLER, Engine Oil, Aux. Oil, 1997
7									CLIP, ["S' Type], (NOT SERVICED) (Not Serviced)
8									CLIP, Wrap Around, (NOT SERVICED) (Not Serviced)
9	5202 7684	2				EL0, EM0	DGW		ELBOW, Oil Cooler Line

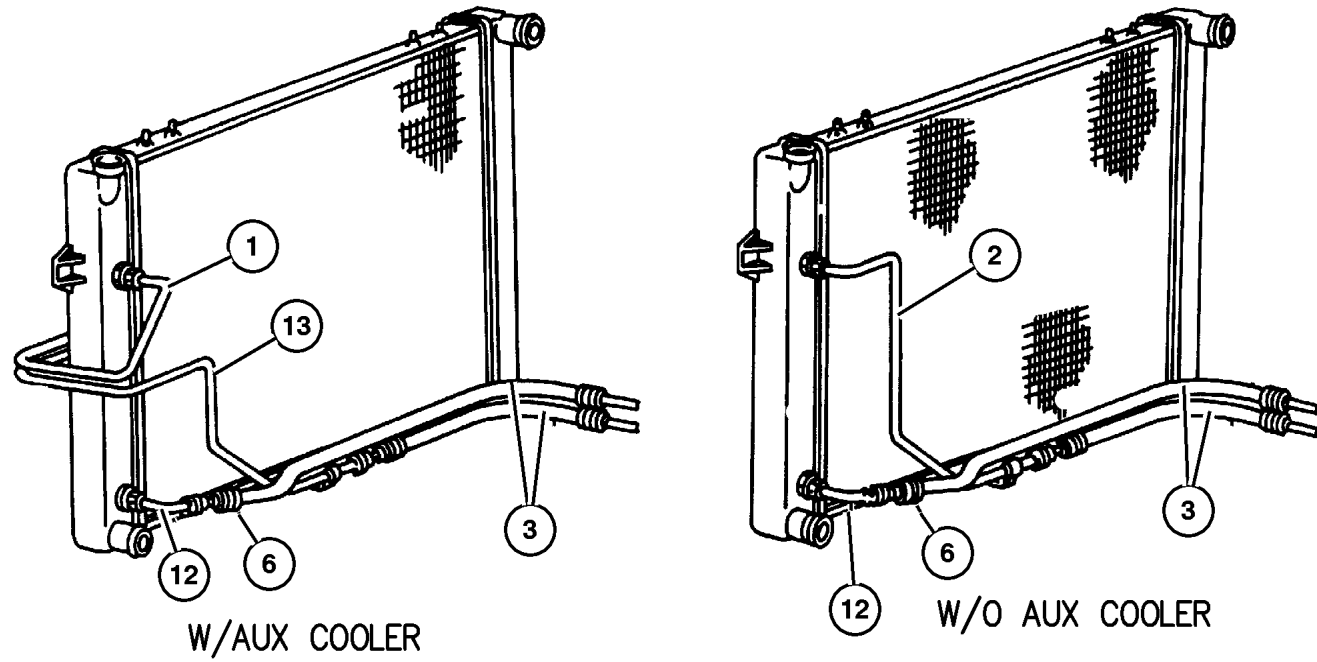


JEEP GRAND CHEROKEE (ZJ)				
SERIES	LINE	BODY	ENGINE	TRANSMISSION
L = Low Line	J = 4WD T = 2WD	74 = 4 Door	ERH, ER0 = 4.0L Power Tech I-6. ELF, EL0 = 5.2L V8 MPI EML, EM0 = 5.9L V8 MPI	DGW = 4 Speed Auto. 44RE DGK = 4 Speed Auto. 42RE DGT = 4 Speed Auto. 46RE DG0 = All Speed Auto.

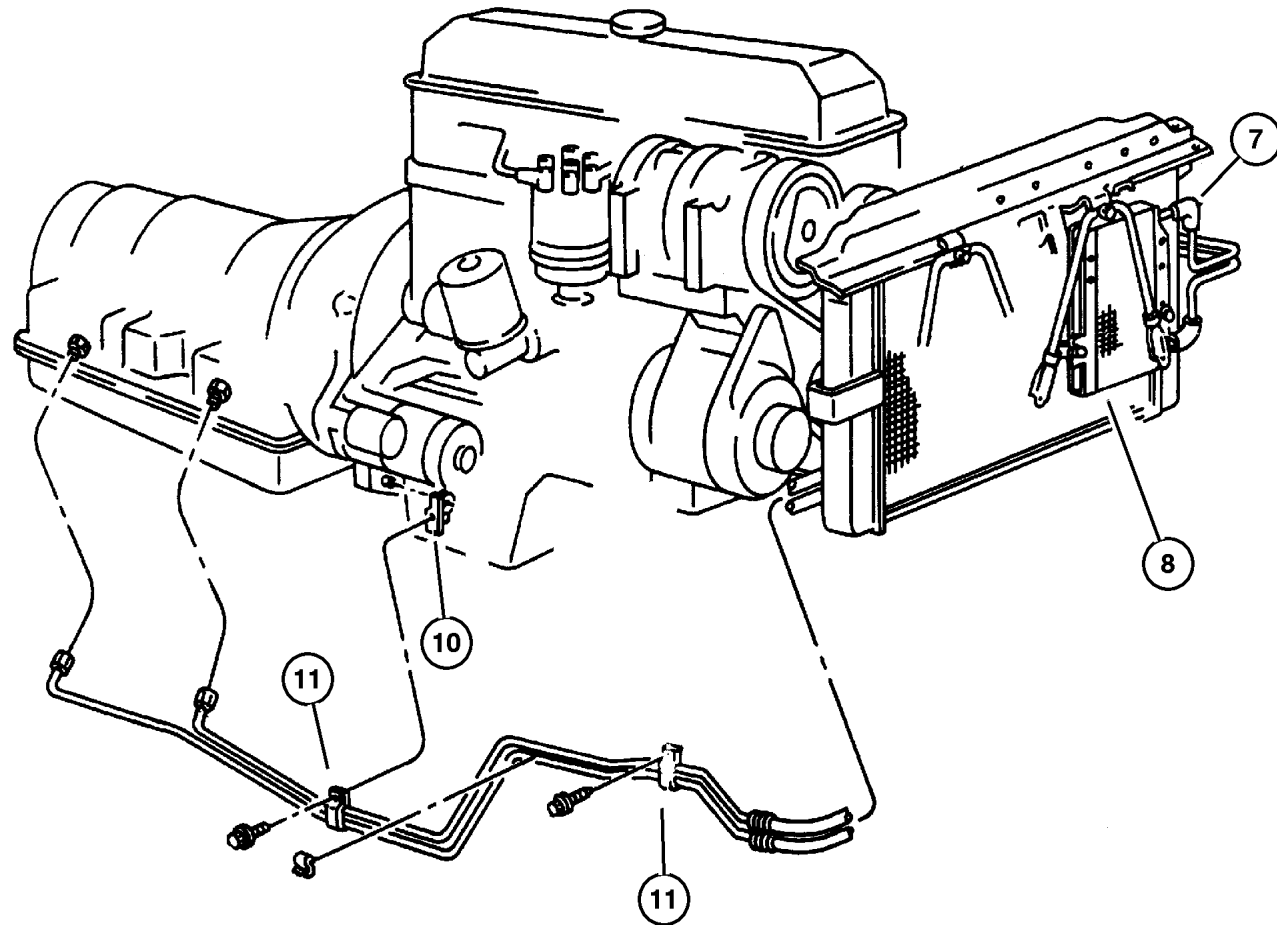
AR = Use as required - = Non illustrated part # = New this model year

October 20, 2004

**Oil Cooler And Lines 4.0L Engine
Figure 007-620**



ITEM	PART NUMBER	QTY	LINE	SERIES	BODY	ENGINE	TRANS	TRIM	DESCRIPTION
1									TUBE, Oil Cooler
	5207 9588	1				ER0	DGK		Oil Cooler Pressure, Auxiliary
	5207 9589	1				ER0	DGK		With Aux Cooler
2	5202 8519	1				ER0	DGK		TUBE, Transmission Oil Filler
3	52079 676AB	1				ER0	DGK		TUBE AND HOSE, Oil Cooler, Pressure And Return Assembly
-4									HOSE AND VALVE, Transmission, Repair
	5066 237AA	1				EL0, EM0	DGW		[with 52079677AB Line]
	5066 448AA	1				ER0	DGK		[with 52079676AB Line]
-5	5202 7775	1				ER0	DGK		CLIP, Oil Tube, Tube Att.
6									CLIP, (NOT SERVICED) (Not Serviced)
7	5202 7684	2				ER0	DGK		ELBOW, Oil Cooler Line
8	5202 7796	1				ER0	DGK		COOLER, Engine Oil
-9	6502 655	2							SCREW, Hex Head, M6x1x15
10	5211 8067	1					DG0		BRACKET, Transmission Oil Cooler, Tube Clip Support
11									CLIP, (NOT SERVICED) (Not Serviced)
12									TUBE, Oil Cooler, Serviced With Radiator Only, (NOT SERVICED) (Not Serviced)
13	5207 9589	1				ER0	DGK		TUBE, Oil Cooler, Auxiliary



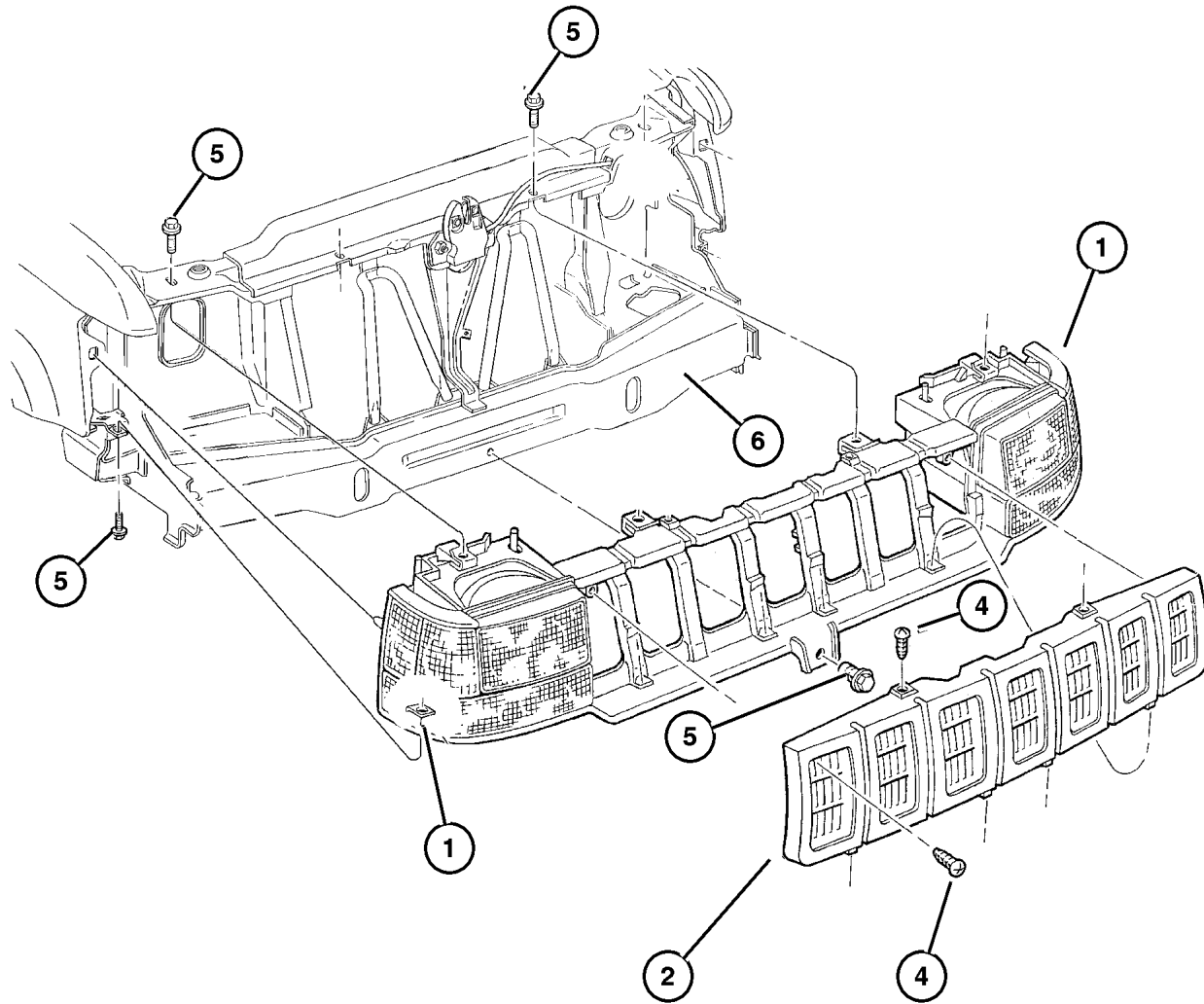
JEEP GRAND CHEROKEE (ZJ)				
SERIES	LINE	BODY	ENGINE	TRANSMISSION
L = Low Line	J = 4WD T = 2WD	74 = 4 Door	ERH, ER0 = 4.0L Power Tech I-6. ELF, EL0 = 5.2L V8 MPI EML, EM0 = 5.9L V8 MPI	DGW = 4 Speed Auto. 44RE DGK = 4 Speed Auto. 42RE DGT = 4 Speed Auto. 46RE DG0 = All Speed Auto.

AR = Use as required - = Non illustrated part # = New this model year

October 20, 2004

**Grille And Related Parts
Figure 007-720**

ITEM	PART NUMBER	QTY	LINE	SERIES	BODY	ENGINE	TRANS	TRIM	DESCRIPTION
1	5505 4996	1							REINFORCEMENT, Grille Opening, Grille
2									GRILLE, Radiator Bright
	5505 5059	1							Bright
	5DN4 6SEG	1							EG (MFT)
	5DN4 6SFA	1							FA (MFT)
	5DN4 6SG8	1							G8 (MFT)
	5DN4 6SJ7	1							J7 (MFT)
	5DN4 6SJN	1							JN (MFT)
	5DN4 6SR4	1							R4 (MFT)
	5DN4 6SW1	1							W1 (MFT)
	5DN4 6SX8	1							X8 (MFT)
	5DN4 6TCN	1							CN (MFT)
	5DN4 6TS4	1							S4 (MFT)
	5DN4 6TW4	1							W4 (MFT)
-3									GRILLE, Radiator
	5FJ1 21AW	1	J						AW (MFN)
	5FJ1 21CN	1	J						CN (MFN)
	5FJ1 2MS4	1	J						S4 (MFN)
4									SCREW, (NOT SERVICED) (Not Serviced)
5	6101 455	5							SCREW AND WASHER, Hex Head, M6x1x20
6	5525 5200	1							CROSSMEMBER, Front Suspension, Lower



JEEP GRAND CHEROKEE (ZJ)

SERIES	LINE	BODY	ENGINE	TRANSMISSION
L = Low Line	J = 4WD T = 2WD	74 = 4 Door	ERH, ER0 = 4.0L Power Tech I-6. ELF, EL0 = 5.2L V8 MPI EML, EM0 = 5.9L V8 MPI	DGW = 4 Speed Auto. 44RE DGK = 4 Speed Auto. 42RE DGT = 4 Speed Auto. 46RE DGO = All Speed Auto.

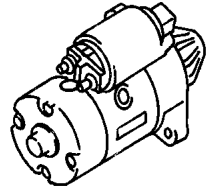
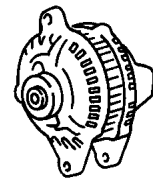
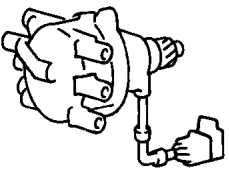
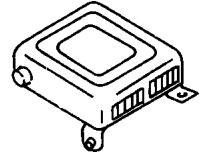
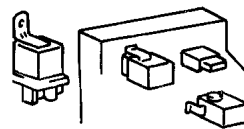


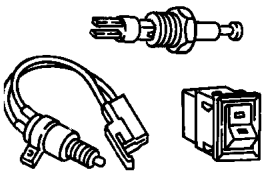
AR = Use as required - = Non illustrated part # = New this model year

October 20, 2004

Group – 008


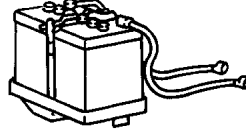
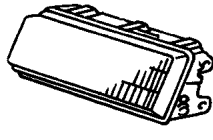
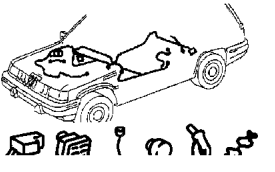

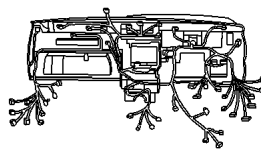

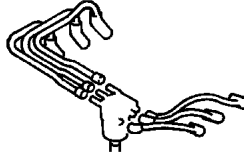
Electrical

ELECTRICAL

<p>008-100 Starters</p> 	<p>008-200 Alternators</p> 	<p>008-300 Distributor</p> 	<p>008-400 Modules</p> 
<p>008-500 Relays</p> 	<p>008-600 Sensors</p> 	<p>008-700 Single Board Engine Controllers</p> 	<p>008-800 Switches</p> 

Group – 008

Electrical

<p>008-900 Horns</p> 	<p>008-1000 Battery Tray and Cables</p> 	<p>008-1100 Lamps – Front, Rear and Courtesy</p> 	<p>008-1200 Wiring-Engine & Related Parts</p> 
<p>008-1300 Wiring-Headlamp to Dash</p> 	<p>008-1400 Wiring-Instrument Panel</p> 	<p>008-1500 Wiring-Body & Accessories</p> 	<p>008-1600 Wiring Repair</p> <p style="text-align: center;">WIRING REPAIR PKG.</p>
<p>008-1900 Spark Plugs-Cables-Coils</p> 			



GROUP 8 - Electrical

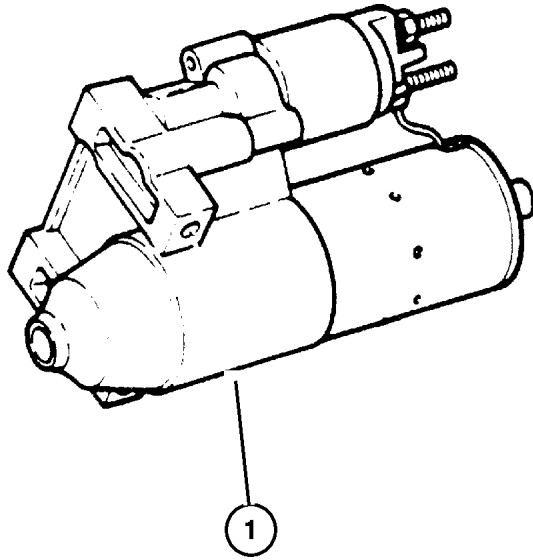
Illustration Title	Group-Fig. No.
Starters	
Starter & Mounting (4.0 Engine)	Fig. 008-110
Starter & Mounting (5.2L & 5.9L Engines)	Fig. 008-120
Alternators	
Alternator (Generator) & Mounting (4.0L Engine)	Fig. 008-210
Alternator (Generator) & Mounting (5.2L & 5.9L Engines)	Fig. 008-220
Distributor	
Distributor 4.0L Engine	Fig. 008-310
Distributor 5.2L & 5.9L Engines	Fig. 008-320
Modules	
Modules	Fig. 008-410
Relays	
Relays	Fig. 008-510
Sensors	
Sensors	Fig. 008-610
Single Board Engine Controllers	
Powertrain Control Module (JTEC)	Fig. 008-710
Switches	
Switches And Sending Units	Fig. 008-810
Horns	
Horns	Fig. 008-910
Battery Tray and Cables	
Battery Tray	Fig. 008-1010
Battery Cables	Fig. 008-1020
Lamps - Front, Rear and Courtesy	
Lamps--Fog	Fig. 008-1110
Lamps--Front	Fig. 008-1120
Lamps--Rear	Fig. 008-1130
Lamps--Cargo-Dome-Courtesy-Underhood	Fig. 008-1140
Bulbs	Fig. 008-1170
Wiring-Engine & Related Parts	
Wiring Engine (Injector Wiring)	Fig. 008-1205
Wiring-Headlamp to Dash	
Wiring Headlamp / Dash	Fig. 008-1305
Wiring-Instrument Panel	
Wiring Instrument Panel	Fig. 008-1405

GROUP 8 - Electrical

Illustration Title	Group-Fig. No.
Wiring-Body & Accessories	
Wiring Body & Accessories	Fig. 008-1505
Wiring Repair	
Wiring Repair Package	Fig. 008-1605
Spark Plugs-Cables-Coils	
Spark Plugs--Cables & Coil 4.0L Engine	Fig. 008-1910
Spark Plugs--Cables & Coil 5.2L & 5.9L Engines	Fig. 008-1915



**Starter & Mounting (4.0 Engine)
Figure 008-110**



ITEM	PART NUMBER	QTY	LINE	SERIES	BODY	ENGINE	TRANS	TRIM	DESCRIPTION
1	5604 1014	1				ER0			STARTER
-2	6503 699	1				ER0			SCREW AND WASHER, Hex Head, M10x1.5x28, Starter to Bell Housing
-3	J400 6192	1				ER0			BOLT AND WASHER, Hex Head, .375-16x1.75, Starter to Bell Housing

JEEP GRAND CHEROKEE (ZJ)

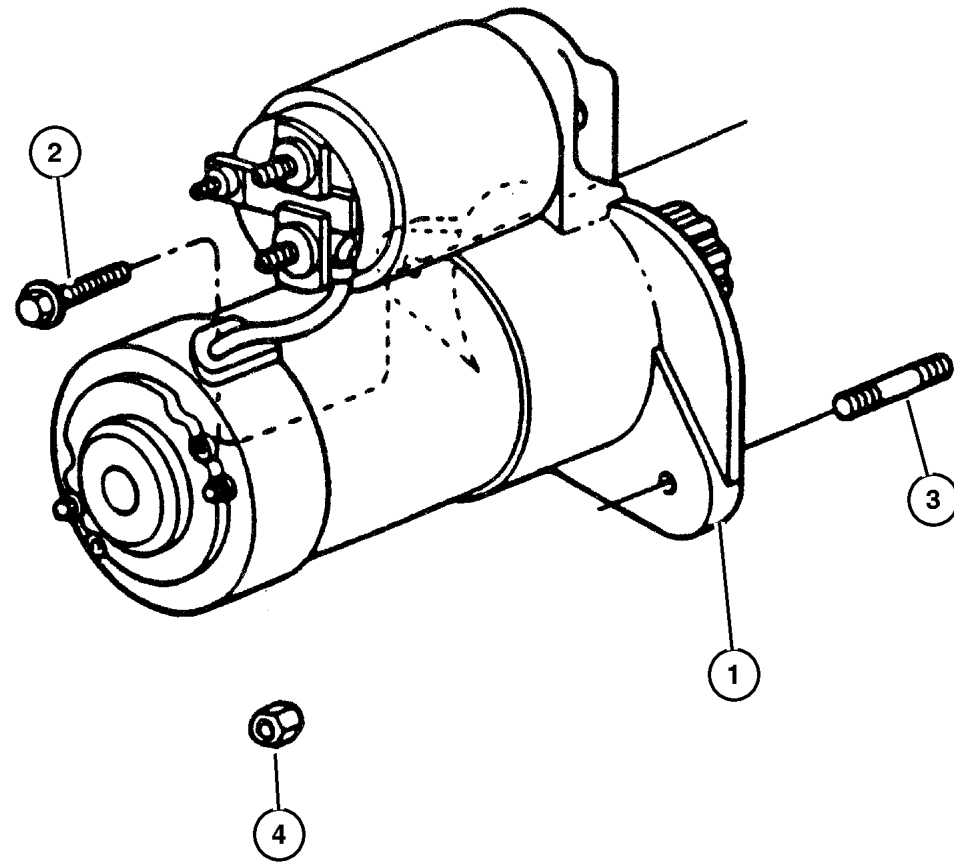
SERIES	LINE	BODY	ENGINE	TRANSMISSION
L = Low Line	J = 4WD T = 2WD	74 = 4 Door	ERH, ER0 = 4.0L Power Tech I-6. ELF, EL0 = 5.2L V8 MPI EML, EM0 = 5.9L V8 MPI	DGW = 4 Speed Auto. 44RE DGK = 4 Speed Auto. 42RE DGT = 4 Speed Auto. 46RE DGO = All Speed Auto.

AR = Use as required - = Non illustrated part # = New this model year

October 20, 2004

**Starter & Mounting (5.2L & 5.9L Engines)
Figure 008-120**

G8-120



ITEM	PART NUMBER	QTY	LINE	SERIES	BODY	ENGINE	TRANS	TRIM	DESCRIPTION
1	5600 4934	1				EL0, EM0			STARTER
2	6035 604	1				EL0, EM0			SCREW AND WASHER, Hex Head, .437-14x1.50
3	6035 606	1				EL0, EM0			STUD, .437-14/.437-20x2.00, Double Ended
4	0271 506	1				EL0, EM0			NUT, Hex, .42-20
-5	5014 098AD	1				EL0, EM0			WIRING KIT, Jumper

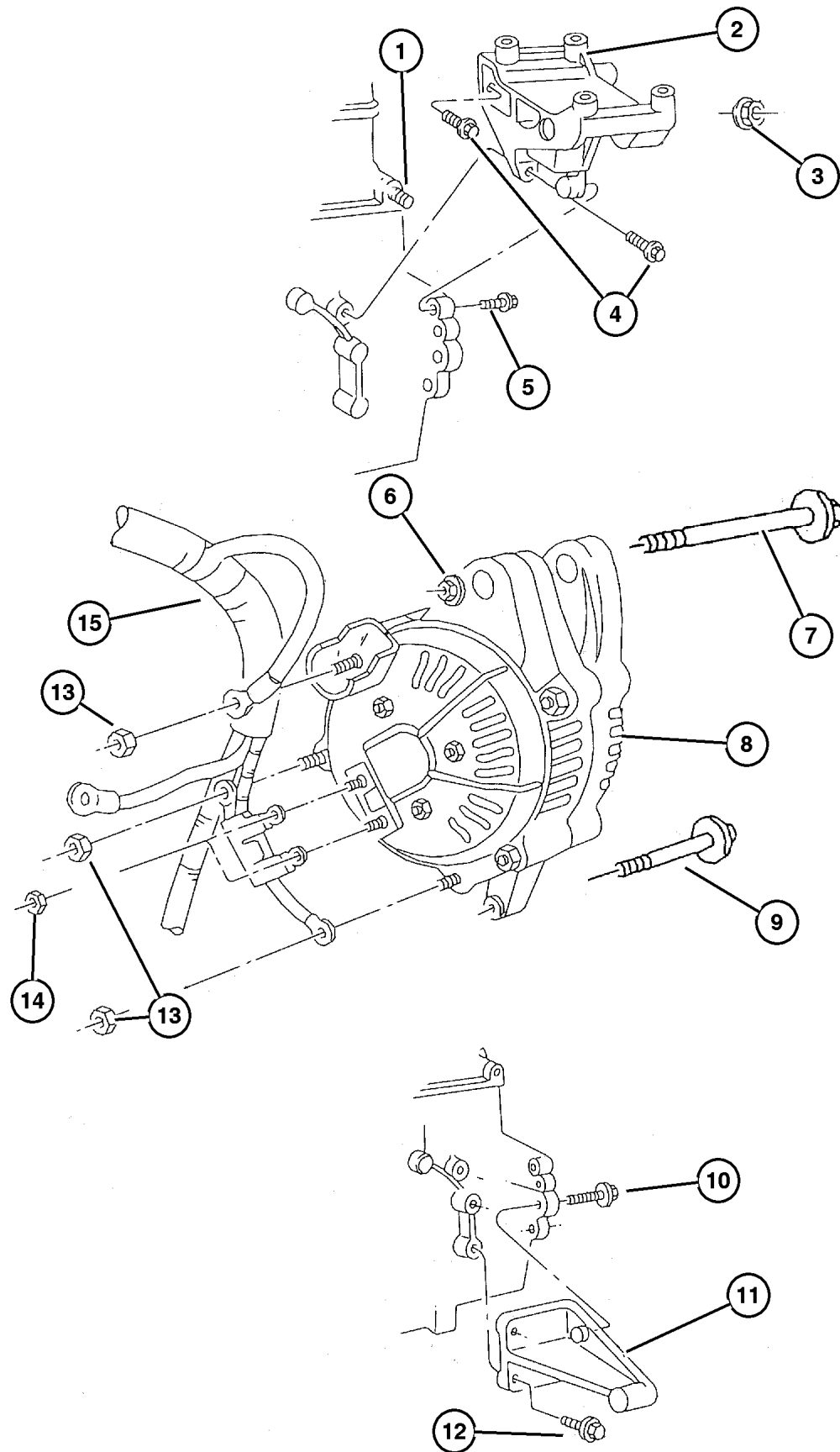
JEEP GRAND CHEROKEE (ZJ)				
SERIES	LINE	BODY	ENGINE	TRANSMISSION
L = Low Line	J = 4WD T = 2WD	74 = 4 Door	ERH, ER0 = 4.0L Power Tech I-6. ELF, EL0 = 5.2L V8 MPI EML, EM0 = 5.9L V8 MPI	DGW = 4 Speed Auto. 44RE DGK = 4 Speed Auto. 42RE DGT = 4 Speed Auto. 46RE DGO = All Speed Auto.

AR = Use as required - = Non illustrated part # = New this model year

October 20, 2004

Alternator (Generator) & Mounting (4.0L Engine) Figure 008-210

ITEM	PART NUMBER	QTY	LINE	SERIES	BODY	ENGINE	TRANS	TRIM	DESCRIPTION
Sales Code [BAU] = Alternator 117 Amp.									
Sales Code [BAZ] = Alternator 136 Amp.									
1	6034 462	1				ER0			STUD, Double Ended, .375-16x1.88, Alternator Mounting Bracket to Cylinder Head
2	5301 0224	1				ER0			BRACKET, Alternator And Compressor
3	0152 344	1				ER0			NUT, .375-16, Mounting Bracket to Cylinder Head
4	6025 063	2				ER0			SCREW AND WASHER, .375-16x1.125, Hex Head
5	6035 439	1				ER0			SCREW AND WASHER, Hex Head
6	6502 135	1				ER0			NUT, Hex Flange, M10x1.5
7	6502 134	1				ER0			BOLT, Hex Flange Head, M10x1.50x110
8									ALTERNATOR
	5600 5685	1				ER0			117 Amp, [BAU]
	5600 5686	1				ER0			136 Amp, [BAZ]
9	6502 136	1				ER0			BOLT, Hex Flange Head, M10x1.50x55
10	6033 949	2				ER0			BOLT, Hex Head, .375-16x2.50
11	5300 7606	1				ER0			BRACKET, Alternator, Rear Mounting
12	6025 063	2				ER0			SCREW AND WASHER, .375-16x1.125, Hex Flange Head
13	6502 691	3				EL0, EM0, ER0			NUT, Hex Flange Lock, M6x1, Alternator Ground
14	6502 690	2				EL0, EM0, ER0			NUT, Plastic Inserted Self Locking, M4 x 0.70, Nylon
15	5600 9115	1				ER0			WIRING, Alternator and Battery

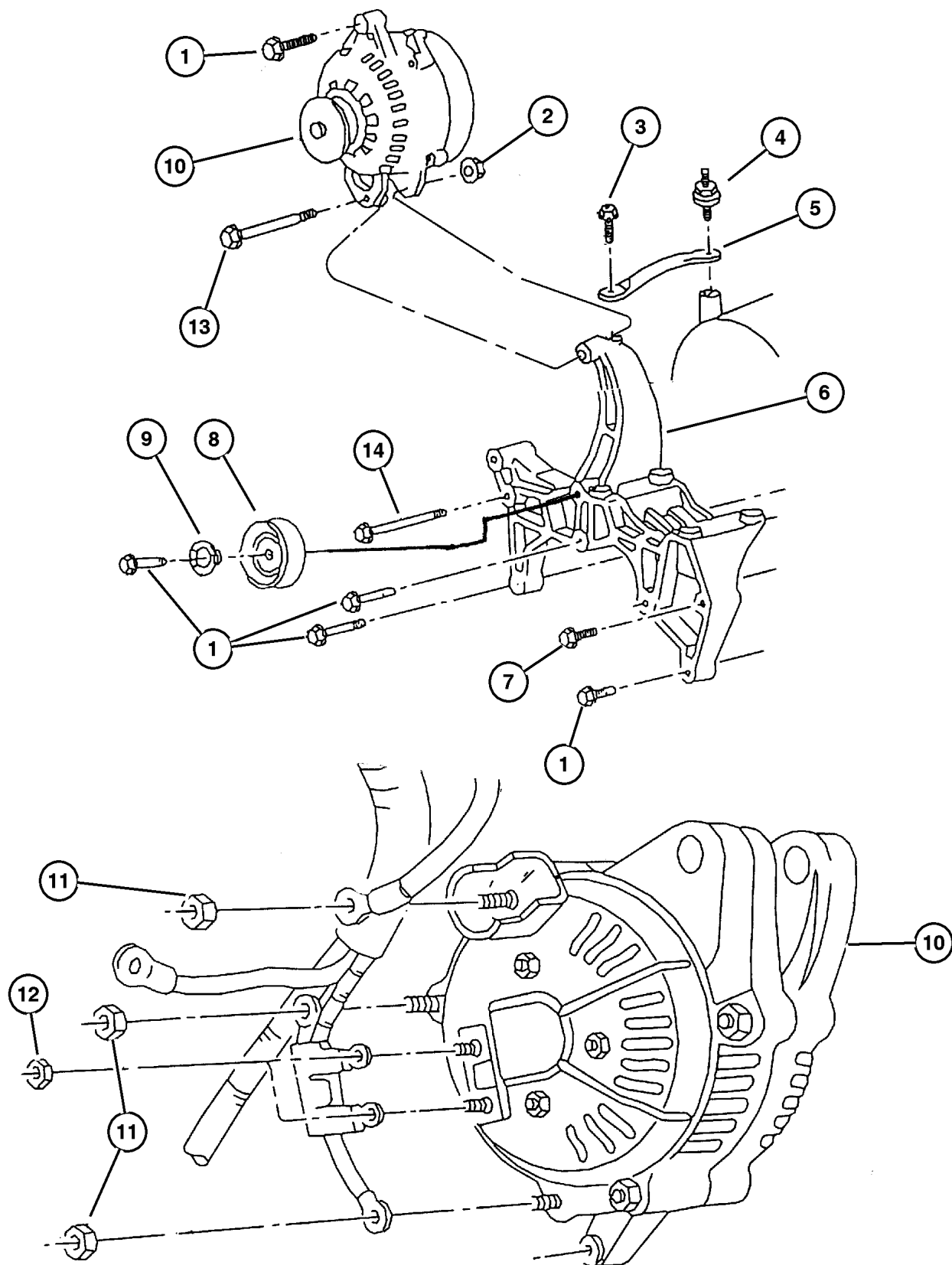


JEEP GRAND CHEROKEE (ZJ)				
SERIES	LINE	BODY	ENGINE	TRANSMISSION
L = Low Line	J = 4WD T = 2WD	74 = 4 Door	ERH, ER0 = 4.0L Power Tech I-6. ELF, EL0 = 5.2L V8 MPI EML, EM0 = 5.9L V8 MPI	DGW = 4 Speed Auto. 44RE DGK = 4 Speed Auto. 42RE DGT = 4 Speed Auto. 46RE DGO = All Speed Auto.

AR = Use as required - = Non illustrated part # = New this model year

October 20, 2004

Alternator (Generator) & Mounting (5.2L & 5.9L Engines) Figure 008-220



ITEM	PART NUMBER	QTY	LINE	SERIES	BODY	ENGINE	TRANS	TRIM	DESCRIPTION
Sales Code [BAU] = Alternator 117 Amp.									
Sales Code [BAZ] = Alternator 136 Amp.									
1									SCREW AND WASHER, (NOT SERVICED) (Not Serviced)
2									NUT, .375-16, (NOT SERVICED) (Not Serviced)
3									SCREW AND WASHER, 3/8-16X1.00, (NOT SERVICED) (Not Serviced)
4	6034 438	1				EL0, EM0			STUD, .312-18/.375-16x1.750, Alternator or Brace to Intake Manifold
5	5300 8746	1				EL0, EM0			BRACE, Alternator
6	5300 8614	1				EL0, EM0			BRACKET, Alternator And Compressor, Mounting
7	6034 246	1				EL0, EM0			BOLT, Hex Head, .375-16x.75, Alternator Bracket to Cylinder Head
8	5300 9508	1				EL0, EM0			PULLEY, Idler
9	3300 2201	1				EL0			BUSHING, Idler Pulley
10	5602 7912	1				EL0, EM0			ALTERNATOR, Electrical
11	6502 691	3				EL0, EM0,			NUT, Hex Flange Lock, M6x1, Alternator
12	6502 690	2				ER0, EL0, EM0, ER0			NUT, Plastic Inserted Self Locking, M4 x 0.70, Hex, Nylon
13	6034 247	1				EL0, EM0			BOLT, Hex Head, .375-16x.25, Alternator Pivot
14	6034 247	1				EL0, EM0			BOLT, Hex Head, .375-16x.25, Alternator Bracket to Cylinder Head

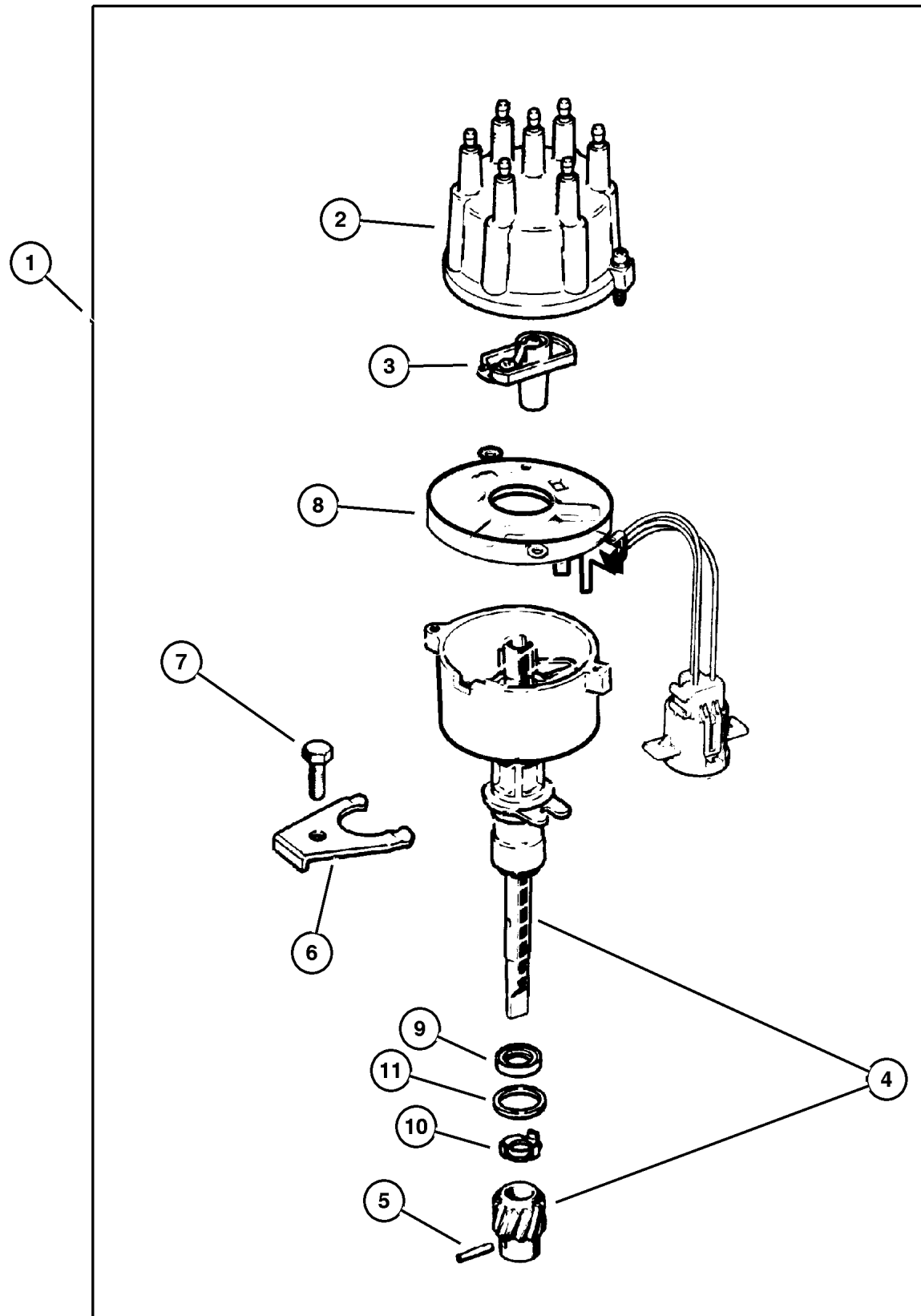
JEEP GRAND CHEROKEE (ZJ)

SERIES	LINE	BODY	ENGINE	TRANSMISSION
L = Low Line	J = 4WD T = 2WD	74 = 4 Door	ERH, ER0 = 4.0L Power Tech I-6. ELF, EL0 = 5.2L V8 MPI EML, EM0 = 5.9L V8 MPI	DGW = 4 Speed Auto. 44RE DGK = 4 Speed Auto. 42RE DGT = 4 Speed Auto. 46RE DG0 = All Speed Auto.

AR = Use as required - = Non illustrated part # = New this model year

October 20, 2004

**Distributor 4.0L Engine
Figure 008-310**



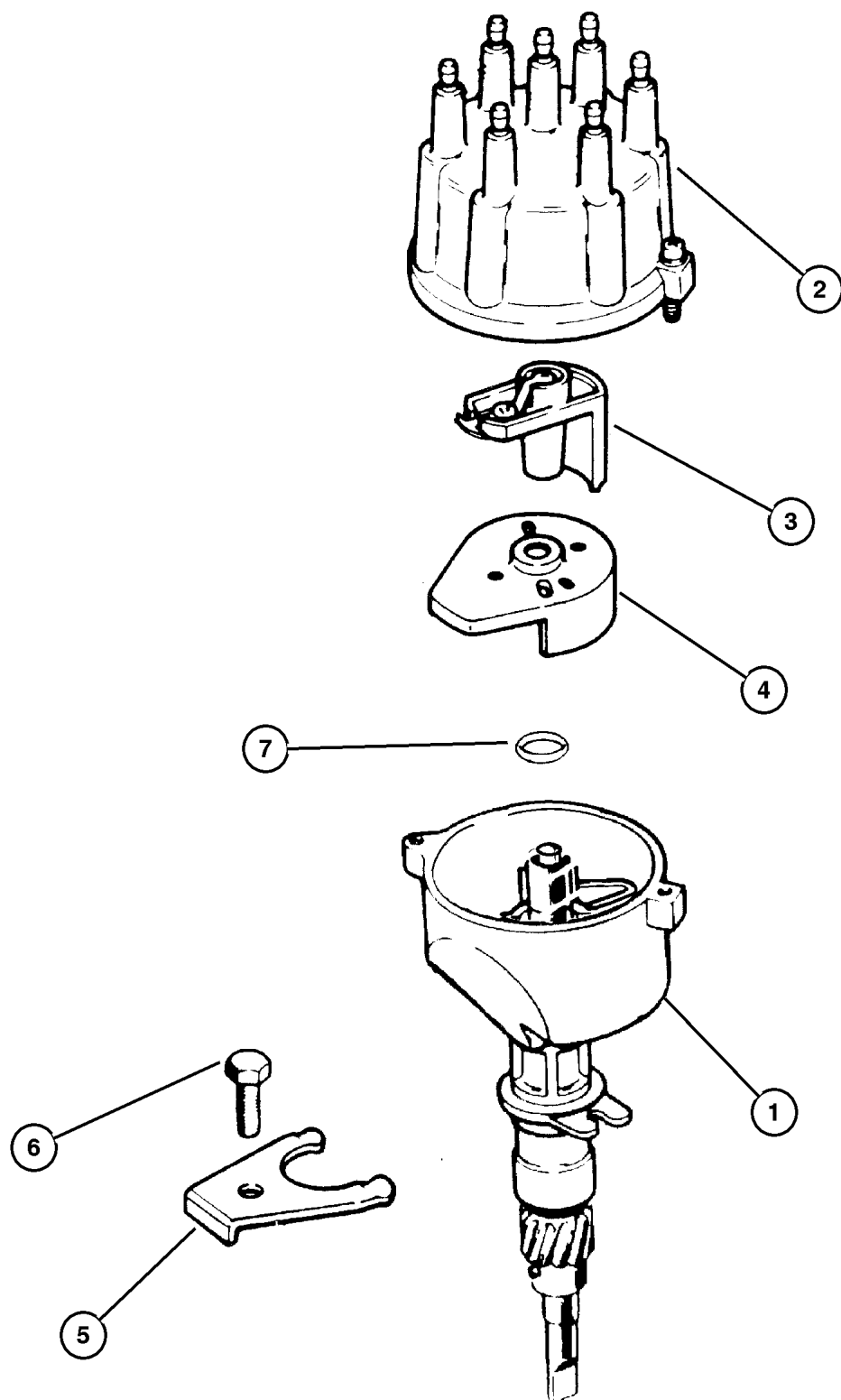
ITEM	PART NUMBER	QTY	LINE	SERIES	BODY	ENGINE	TRANS	TRIM	DESCRIPTION
1	5602 7028	1				ER0			DISTRIBUTOR, Engine
2	5602 6876	1				ER0			CAP, Distributor
3	5602 7019	1				ER0			ROTOR, Distributor
4	8350 4635	1				ER0			GEAR, Distributor Drive
5	9422 127	1				ER0			ROLL PIN, .19x.75
6	3300 4242	1				ER0			CLAMP, Distributor
7	6033 479	6	J			ER0	DGK		BOLT, Hex Head, .25-28x1-5/8
		6	T			ER0	DGK		
8	5602 7023	1				ER0			SWITCHPLATE, Distributor
9									SEAL, Dist. Shaft (Serviced in Assembly Item # 1), (NOT SERVICED) (Not Serviced)
10	3300 4594	1				ER0			WASHER, Distributor Gear, Tabbed
11	5300 9078	1				ER0			WASHER, Distributor Gear, Thrust

JEEP GRAND CHEROKEE (ZJ)				
SERIES	LINE	BODY	ENGINE	TRANSMISSION
L = Low Line	J = 4WD T = 2WD	74 = 4 Door	ERH, ER0 = 4.0L Power Tech I-6. ELF, EL0 = 5.2L V8 MPI EML, EM0 = 5.9L V8 MPI	DGW = 4 Speed Auto. 44RE DGK = 4 Speed Auto. 42RE DGT = 4 Speed Auto. 46RE DG0 = All Speed Auto.

AR = Use as required - = Non illustrated part # = New this model year

October 20, 2004

**Distributor 5.2L & 5.9L Engines
Figure 008-320**



ITEM	PART NUMBER	QTY	LINE	SERIES	BODY	ENGINE	TRANS	TRIM	DESCRIPTION
1	4740 339	1				EL0, EM0			DISTRIBUTOR, Engine, Partial
2	5300 8767	1				EL0, EM0			CAP, Distributor
3	5300 8778	1				EL0, EM0			ROTOR, Distributor
4	5602 6746	1				EL0, EM0			SWITCH, Distributor Pick-Up
5	4343 950	1				EL0, EM0			CLAMP, Distributor, Hold Down
6	6028 606	1				EL0, EM0			SCREW AND WASHER, Hex Head Lock, .312-18x1.00, Distributor Clamp
7	2875 923	1				EL0, EM0			O RING, Distributor, Housing

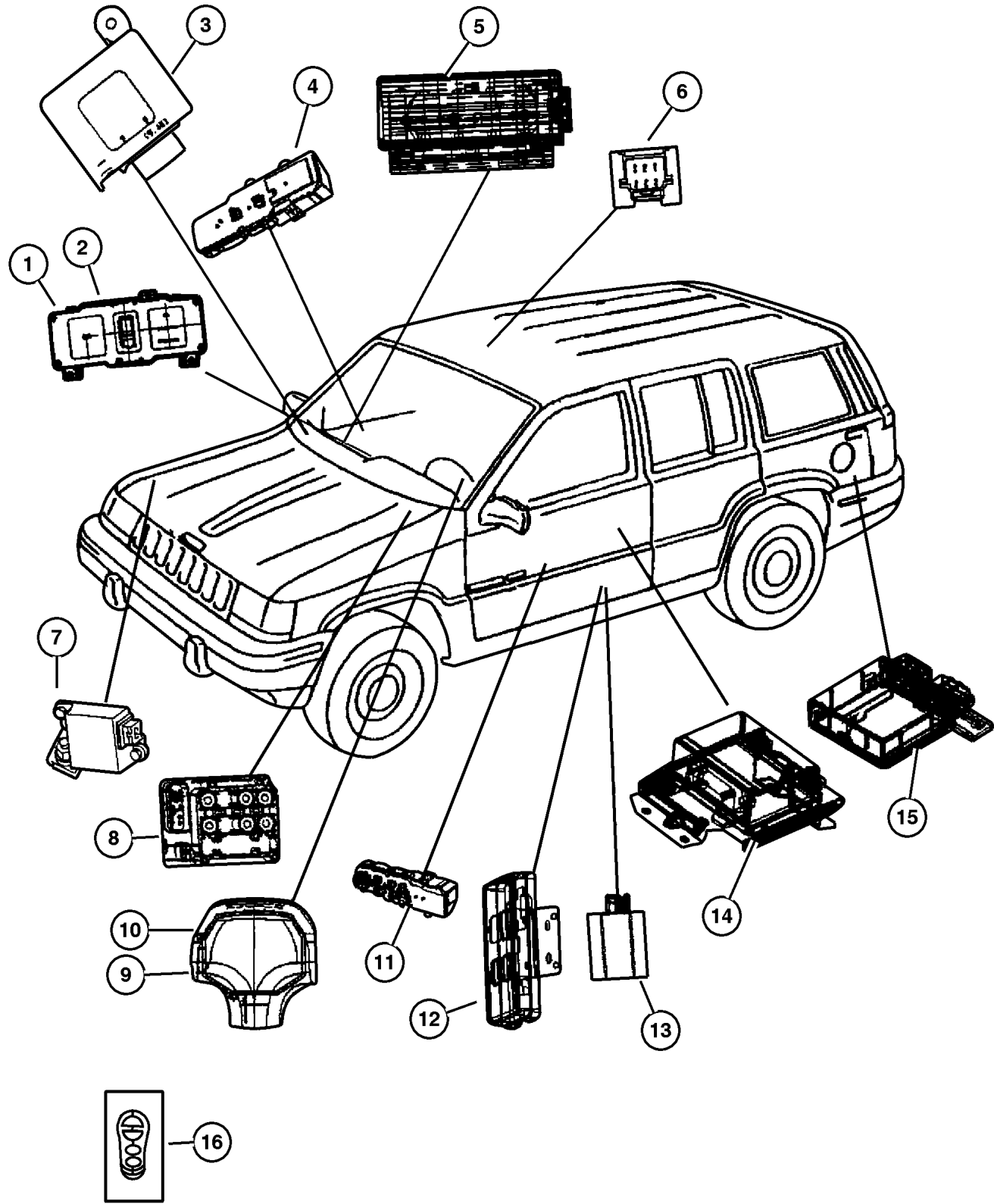
JEEP GRAND CHEROKEE (ZJ)

SERIES	LINE	BODY	ENGINE	TRANSMISSION
L = Low Line	J = 4WD T = 2WD	74 = 4 Door	ERH, ER0 = 4.0L Power Tech I-6. ELF, EL0 = 5.2L V8 MPI EML, EM0 = 5.9L V8 MPI	DGW = 4 Speed Auto. 44RE DGK = 4 Speed Auto. 42RE DGT = 4 Speed Auto. 46RE DGO = All Speed Auto.

AR = Use as required - = Non illustrated part # = New this model year

October 20, 2004

Modules
Figure 008-410



ITEM	PART NUMBER	QTY	LINE	SERIES	BODY	ENGINE	TRANS	TRIM	DESCRIPTION
1	5604 2447	1							MODULE, Message Center, With Vehicle Information Center
2	5600 7350	1	J						MODULE, Graphic Display, Without Vehicle Information Center
3	56042 409AE	1							MODULE, Body Controller
4	56042 462AB	1							SWITCH, Door Module, Right
5	55314 704AD	1							AIR BAG, Passenger
6	5604 2177	1							MODULE, Compass Temperature
7	5600 4262	1							MODULE, Daytime Running Lamp
8	5602 7931	1							MODULE, Anti-lock Brakes, Adaptive Brakes (ABS)
9	5DU3 9SX8	1							AIR BAG, Driver
10	4856 623	1							COVER, Air Bag Module
11	56042 463AB	1							SWITCH, Door Module
12	56042 056AB	1							MODULE, Seat Memory
13	56042 055AB	2							MODULE, Heated Seat Control
14	56007 706AB	1							MODULE, Air Bag Control, Electronic Control [AECM] With Bracket
15	5604 2017	1							MODULE, Lamp Outage
16	5600 8761	1							TRANSMITTER, Keyless Entry Driver 1
	5600 8762	1							Driver 2

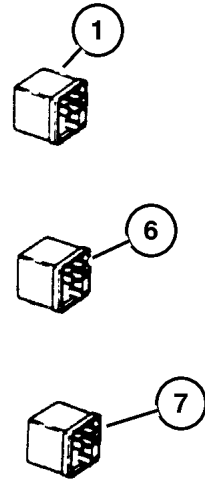
JEEP GRAND CHEROKEE (ZJ)

SERIES	LINE	BODY	ENGINE	TRANSMISSION
L = Low Line	J = 4WD T = 2WD	74 = 4 Door	ERH, ER0 = 4.0L Power Tech I-6. ELF, EL0 = 5.2L V8 MPI EML, EM0 = 5.9L V8 MPI	DGW = 4 Speed Auto. 44RE DGK = 4 Speed Auto. 42RE DGT = 4 Speed Auto. 46RE DGO = All Speed Auto.

AR = Use as required - = Non illustrated part # = New this model year

October 20, 2004

**Relays
Figure 008-510**



ITEM	PART NUMBER	QTY	LINE	SERIES	BODY	ENGINE	TRANS	TRIM	DESCRIPTION
1	4638 094	1							RELAY PACKAGE, Electrical, Trailer Tow ,Starter, Air Condition Clutch, Fog Lamp, Fuel Pump, Auto Shutdown, Anti-Lock Brake (Stamped 56006709)
-2	4638 094	1							RELAY PACKAGE, Electrical, Anti Diesel Fuel Pump ,A/C Throttle Control, Oxygen Sensor, Illumination Idle Speed Control, Trailer Tow (Includes Bracket) (Stamped. 83507045)
-3	4638 094	1							RELAY PACKAGE, Electrical, Illuminated Entry
-4	4638 094	1							RELAY PACKAGE, Electrical, Blower Fan Motor With Automatic Tempeture Control
-5	4671 168	1							RELAY, Mini, Horn
6	5600 6846	4	J		74				RELAY, Electrical, Micro Plug
7	4671 168	1							RELAY, Mini, Fog Lamp, Wiper Intermittent
-8									RELAY, Module, (Serviced With Keyless Entry Module), (NOT SERVICED) (Not Serviced)
-9	5600 7243	1							FLASHER, Combination
-10	5600 6846	4	J		74				RELAY, Electrical, Junction Block
-11									BREAKER, Circuit
	4124 795	1							30 AMP
	4604 235	1							20 AMP


JEEP GRAND CHEROKEE (ZJ)

SERIES	LINE	BODY	ENGINE	TRANSMISSION
L = Low Line	J = 4WD T = 2WD	74 = 4 Door	ERH, ER0 = 4.0L Power Tech I-6. ELF, EL0 = 5.2L V8 MPI EML, EM0 = 5.9L V8 MPI	DGW = 4 Speed Auto. 44RE DGK = 4 Speed Auto. 42RE DGT = 4 Speed Auto. 46RE DGO = All Speed Auto.

AR = Use as required - = Non illustrated part # = New this model year

October 20, 2004

Sensors Figure 008-610



ITEM	PART NUMBER	QTY	LINE	SERIES	BODY	ENGINE	TRANS	TRIM	DESCRIPTION
1	5602 7917	1				EL0, EM0			SENSOR, Oxygen With 12 Inch Pigtail
	5602 8603	1				ER0			With 22 Inch Pigtail
-2	5604 1056	1							SENSOR, Oxygen, After Catalyst
3	5602 9405	1				ER0 EL0, EM0			SENSOR, Map
-4	6504 512	2				EL0, EM0			SCREW, Pan Head Map Sensor Mounting
		2				ER0			Map Sensor Mounting
-5	6504 313	1				ER0			CLIP, Wiring, O2 Sensor Pigtail Retention
6	5503 6214	1							SENSOR, Ambient Temperature
-7	5503 6393	1							SENSOR, Auto Temp. Control, In Cab
8	5602 7722	1							SENSOR, Anti-Lock Brake, Rear Right
	5602 7723	1							Left
9	5600 5216	2	J						SENSOR, Anti-Lock Brakes, Front Right & Left
		2	T						Right & Left
10	8350 4920	2	T						BOLT
		2	J						
-11	5602 8183	1							SENSOR, Vehicle Speed
-12	5602 8182	1							O RING, Rubber (Blue)
-13	5202 8031	1				ER0 EL0, EM0			SENSOR, Coolant Level
-14	5602 7870	1				EL0, EM0			SENSOR, Crankshaft Position
	4897 189AA	1				ER0	DGK		
-15	5604 1008	1				ER0	DG0		SHIELD, Wiring, Sensor Cover
-16	5600 8759	1							SENSOR, Headlamp, Photo
-17	5503 5501	1							SENSOR, A.T.C. Sun, Solar I
-18	5511 4622	AR	J						PLUG, Solar Sensor, With Air Condition
-19									SENSOR, Throttle Position


JEEP GRAND CHEROKEE (ZJ)

SERIES	LINE	BODY	ENGINE	TRANSMISSION
L = Low Line	J = 4WD T = 2WD	74 = 4 Door	ERH, ER0 = 4.0L Power Tech I-6. ELF, EL0 = 5.2L V8 MPI EML, EM0 = 5.9L V8 MPI	DGW = 4 Speed Auto. 44RE DGK = 4 Speed Auto. 42RE DGT = 4 Speed Auto. 46RE DG0 = All Speed Auto.

AR = Use as required - = Non illustrated part # = New this model year

October 20, 2004

Sensors
Figure 008-610



ITEM	PART NUMBER	QTY	LINE	SERIES	BODY	ENGINE	TRANS	TRIM	DESCRIPTION
	4874 371	1				ER0			
	4882 219	1				EL0, EM0			
-20 -21	5602 7332	1							SENSOR, Battery Temperature SENSOR, Transmission Output Speed
	4412 879	1	J			EL0	DGW		
		1	T			ER0	DGK		
		1	J			EM0	DGW		
-22	5602 7872	1				ER0 EL0, EM0			SENSOR, Air Temperature
-23	5602 7873	1				ER0			SENSOR, Coolant Temperature
-24	5600 4815	1				EL0, EM0			SENSOR, Coolant Temperature

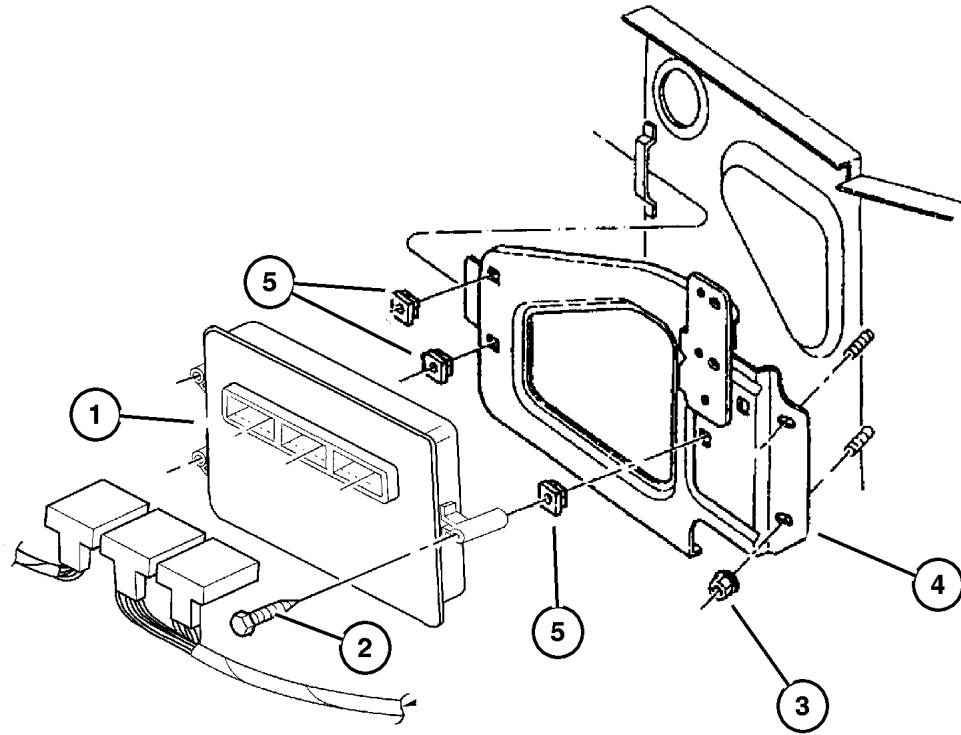
JEEP GRAND CHEROKEE (ZJ)

SERIES	LINE	BODY	ENGINE	TRANSMISSION
L = Low Line	J = 4WD T = 2WD	74 = 4 Door	ERH, ER0 = 4.0L Power Tech I-6. ELF, EL0 = 5.2L V8 MPI EML, EM0 = 5.9L V8 MPI	DGW = 4 Speed Auto. 44RE DGK = 4 Speed Auto. 42RE DGT = 4 Speed Auto. 46RE DG0 = All Speed Auto.

AR = Use as required - = Non illustrated part # = New this model year

October 20, 2004

**Powertrain Control Module (JTEC)
Figure 008-710**



ITEM	PART NUMBER	QTY	LINE	SERIES	BODY	ENGINE	TRANS	TRIM	DESCRIPTION
1									MODULE, Powertrain Control
	56041 408AC	1	J			EL0	DG0		Federal
	56041 409AC	1	T			EL0	DG0		Federal
	56041 410AC	1	J			EL0	DG0		California
	56041 411AC	1	T			EL0	DG0		California
	5602 8095	1				EM0	DG0		Federal & California
	56044 407AD	1				ER0	DG0		California
	56044 406AD	1				ER0	DG0		Federal
2									SCREW, .190-16x2, (NOT SERVICED) (Not Serviced)
3	6503 102	2							NUT AND WASHER, Hex Nut-Coned Washer, M6 x 1.00
4	5602 7599	1							BRACKET, Module, JTEC Module
5	J400 4959	3							NUT, Snap In, .19

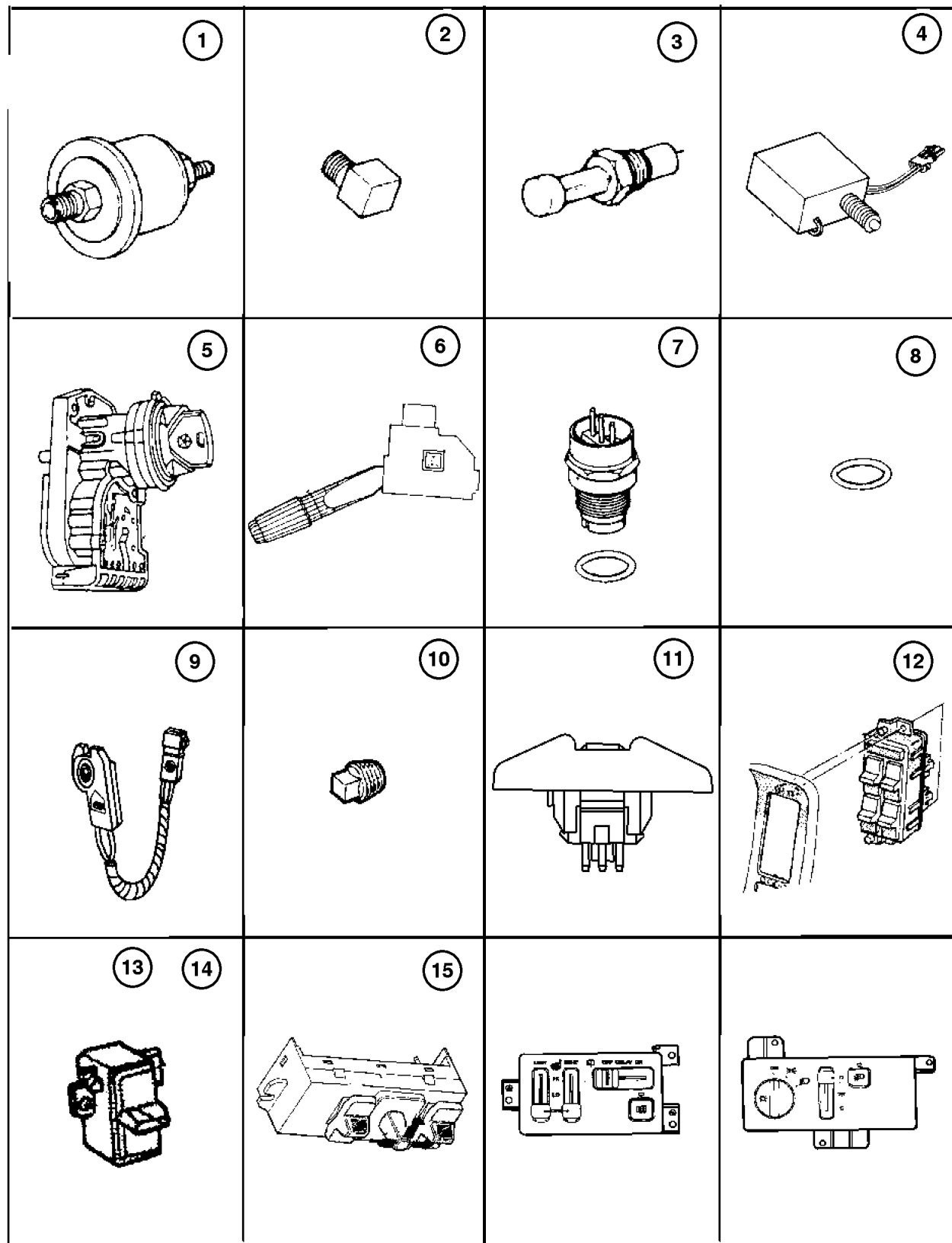
JEEP GRAND CHEROKEE (ZJ)

SERIES	LINE	BODY	ENGINE	TRANSMISSION
L = Low Line	J = 4WD T = 2WD	74 = 4 Door	ERH, ER0 = 4.0L Power Tech I-6. ELF, EL0 = 5.2L V8 MPI EML, EM0 = 5.9L V8 MPI	DGW = 4 Speed Auto. 44RE DGK = 4 Speed Auto. 42RE DGT = 4 Speed Auto. 46RE DG0 = All Speed Auto.

AR = Use as required - = Non illustrated part # = New this model year

October 20, 2004

Switches And Sending Units Figure 008-810



ITEM	PART NUMBER	QTY	LINE	SERIES	BODY	ENGINE	TRANS	TRIM	DESCRIPTION
1	5603 1003	1				ER0			SENDING UNIT, Oil Pressure
		1				EL0, EM0			
2	J321 2002	1				ER0			ELBOW, Oil Gauge Sending Unit
3	5600 7300	4							SWITCH, Door Ajar
4	4671 336	1							SWITCH, Stop Lamp, With Speed Control
5	5602 1346	1							SWITCH, Ignition
6	4728 424	1							SWITCH, Multifunction
7									SWITCH, Neutral, Safety, Back Up
	3747 361	1	J			EL0	DGW		
		1	T			EL0	DGW		
		1	T			ER0	DGK		
		1	J			ER0	DGK		
		1	J			EM0	DGW		
8	2408 143	1					DG0		WASHER, Switch
9									SWITCH, Disarm
	56007 583AB	1							Liftgate
	56008 784AB	1							Right Door
	56008 785AB	1							Left Door
10	J010 3877	1				ER0			PLUG, Square Head, 1/8-27NPTx. 32, Oil Sending Unit
11									SWITCH, Pod
	5604 2618	1					DG0		Without Heated Seats, Rear Wiper
	5604 2619	1					DG0		With Heated Seats, Rear Wiper
12									SWITCH, Pod
	5600 9212	1							With Automatic Headlamp & Fog Lamps
	5600 9213	1							Without Automatic Headlamp, With Fog Lamps
	5600 9214	1							With Automatic Headlamp, Without Fog Lamps
	5600 9215	1							Without Automatic Headlamp & Fog Lamps
13									SWITCH, Door Module
	56042 462AB	1							Front Right,Module
	56042 463AB	1							Front Left,Module
14	5604 2057	1							SWITCH, Power Window, Rear
15									SWITCH, Seat
	4601 756	1							Right
	4601 757	1							Left
-16	5600 5640	1							SWITCH, Alarm and Cargo Lamp

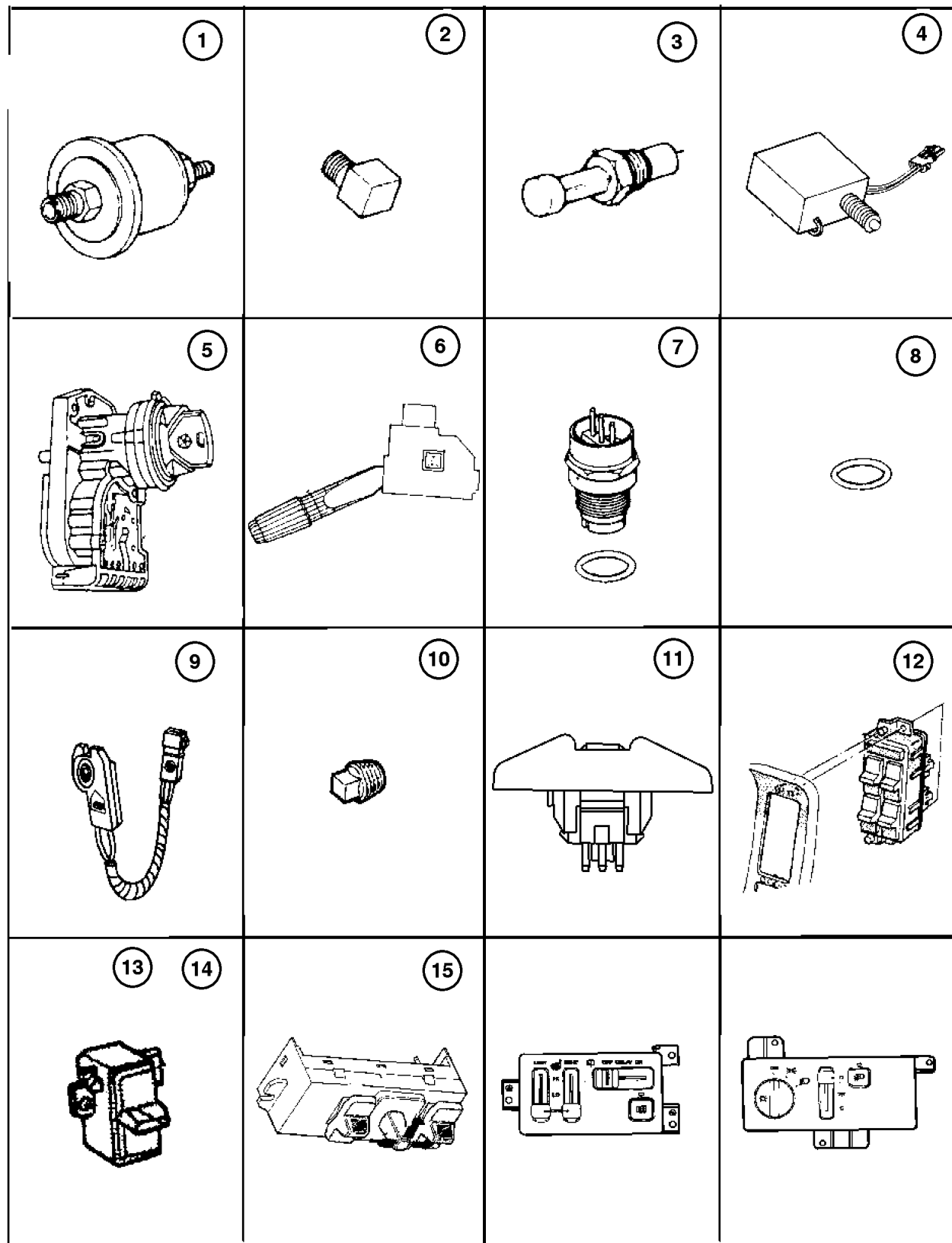
JEEP GRAND CHEROKEE (ZJ)

SERIES	LINE	BODY	ENGINE	TRANSMISSION
L = Low Line	J = 4WD T = 2WD	74 = 4 Door	ERH, ER0 = 4.0L Power Tech I-6. ELF, EL0 = 5.2L V8 MPI EML, EM0 = 5.9L V8 MPI	DGW = 4 Speed Auto. 44RE DGK = 4 Speed Auto. 42RE DGT = 4 Speed Auto. 46RE DG0 = All Speed Auto.

AR = Use as required - = Non illustrated part # = New this model year

October 20, 2004

Switches And Sending Units Figure 008-810



ITEM	PART NUMBER	QTY	LINE	SERIES	BODY	ENGINE	TRANS	TRIM	DESCRIPTION
-17	5600 6315	1							SWITCH, Anti Lock Brake Accelarat
-18	5604 2064	2							SWITCH, 1 Gang, Power Lumbar, Power Sunroof
-19	55076 391AB	1							HANDLE AND SWITCH, Liftgate, Limited, With Handle
-20	5600 7022	1							SWITCH, Liftgate, With Flip Up Glass
-21	5600 7242	1							PLUG, Sealing, Without Flip Up Glass
-22									SWITCH, Remote Radio
	5600 7338	1							Right
	5600 7339	1							Left
-23	4373 860	1							SWITCH, Door Lock, Power Sunroof
-24									SWITCH, Speed Control
	5600 7336	1							Right
	5600 7337	1							Left
-25	5600 7272	1							SWITCH, Memory Selector
-26									BEZEL, Door Trim Panel
	PH97 SAZ	1							[AZ], Memory Switch
	PH97 SC3	1							[C3], Memory Switch
	PH97 ST6	1							[T6], Memory Switch
	PH97 TJ4	1							[TJ], Memory Switch

JEEP GRAND CHEROKEE (ZJ)

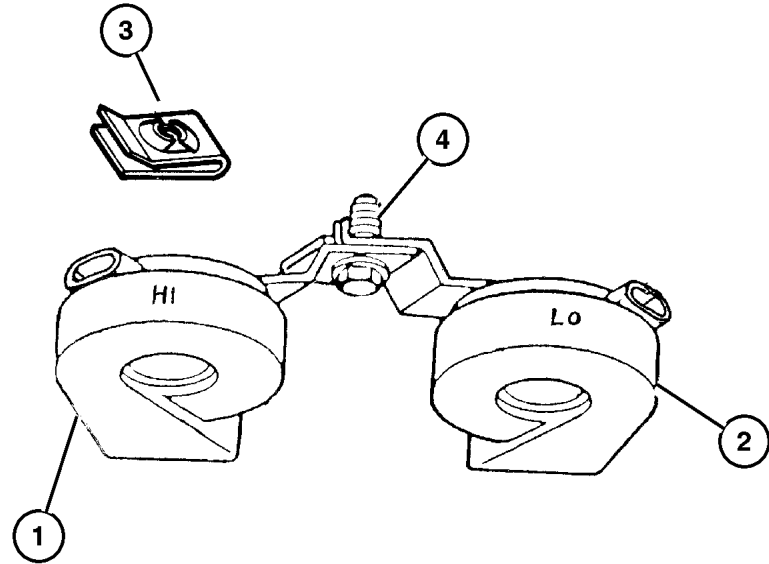
SERIES	LINE	BODY	ENGINE	TRANSMISSION
L = Low Line	J = 4WD T = 2WD	74 = 4 Door	ERH, ER0 = 4.0L Power Tech I-6. ELF, EL0 = 5.2L V8 MPI EML, EM0 = 5.9L V8 MPI	DGW = 4 Speed Auto. 44RE DGK = 4 Speed Auto. 42RE DGT = 4 Speed Auto. 46RE DGO = All Speed Auto.

AR = Use as required - = Non illustrated part # = New this model year

October 20, 2004

Horns Figure 008-910

ITEM	PART NUMBER	QTY	LINE	SERIES	BODY	ENGINE	TRANS	TRIM	DESCRIPTION
1	4886 257AA	1							HORN AND BRACKET, High Note, With Bracket
2	4886 256AA	1							HORN AND BRACKET, Low Note, With Bracket
3	6101 283	1							U-NUT, M8x1.25
4									SCREW, M8x1.25x22.00, (NOT SERVICED) (Not Serviced)



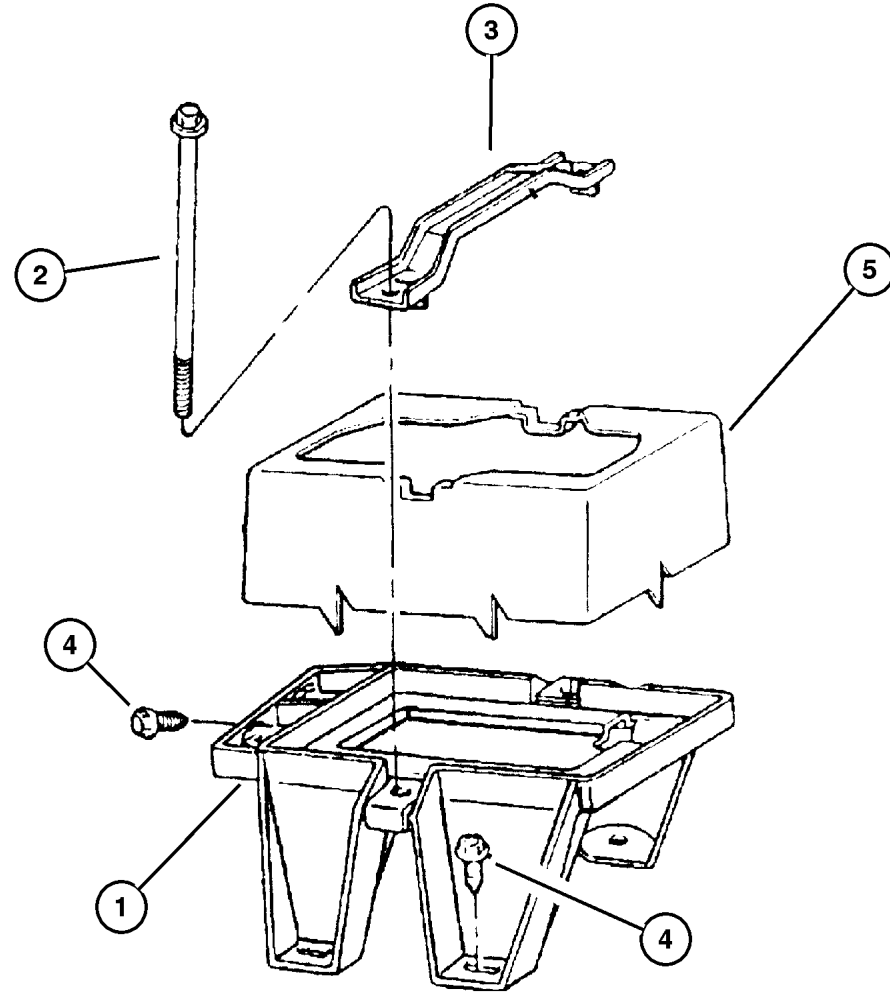
JEEP GRAND CHEROKEE (ZJ)				
SERIES	LINE	BODY	ENGINE	TRANSMISSION
L = Low Line	J = 4WD T = 2WD	74 = 4 Door	ERH, ER0 = 4.0L Power Tech I-6. ELF, EL0 = 5.2L V8 MPI EML, EM0 = 5.9L V8 MPI	DGW = 4 Speed Auto. 44RE DGK = 4 Speed Auto. 42RE DGT = 4 Speed Auto. 46RE DGO = All Speed Auto.

AR = Use as required - = Non illustrated part # = New this model year

October 20, 2004

Battery Tray
Figure 008-1010

ITEM	PART NUMBER	QTY	LINE	SERIES	BODY	ENGINE	TRANS	TRIM	DESCRIPTION
1	5529 6088	1				EL0, EM0, ER0			SUPPORT, Battery
2	6502 783	2							BOLT, Hex Flange Head, M8x1.25x215, Battery Hold Down
3	5501 4361	1							BRACKET, Battery Hold Down
4	6101 455	5							SCREW AND WASHER, Hex Head, M6x1x20
5	56027 073AB	1							COVER, Battery



JEEP GRAND CHEROKEE (ZJ)

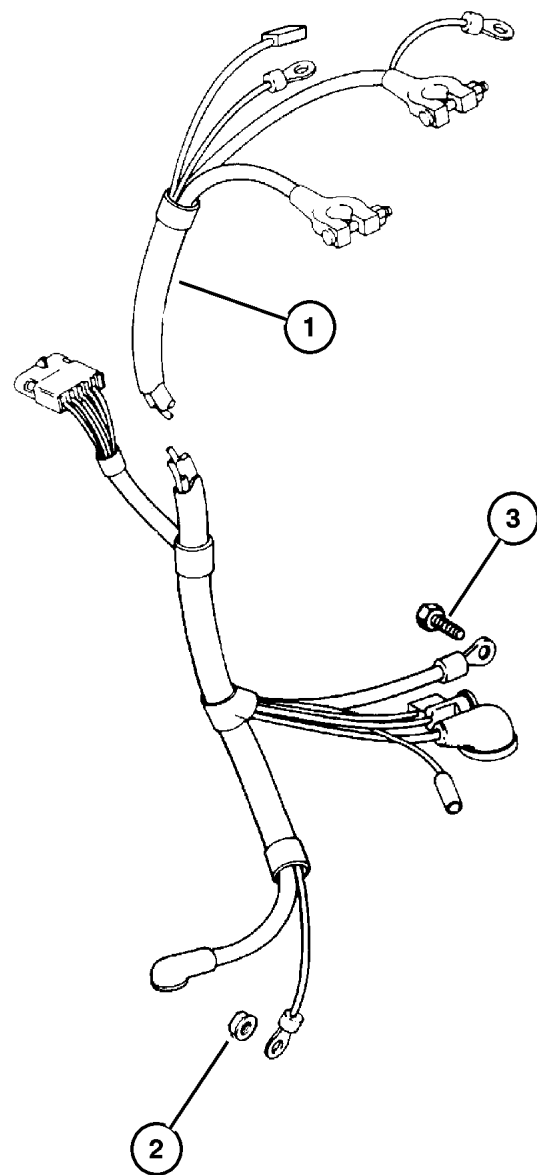
SERIES	LINE	BODY	ENGINE	TRANSMISSION
L = Low Line	J = 4WD T = 2WD	74 = 4 Door	ERH, ER0 = 4.0L Power Tech I-6. ELF, EL0 = 5.2L V8 MPI EML, EM0 = 5.9L V8 MPI	DGW = 4 Speed Auto. 44RE DGK = 4 Speed Auto. 42RE DGT = 4 Speed Auto. 46RE DG0 = All Speed Auto.

AR = Use as required - = Non illustrated part # = New this model year

October 20, 2004

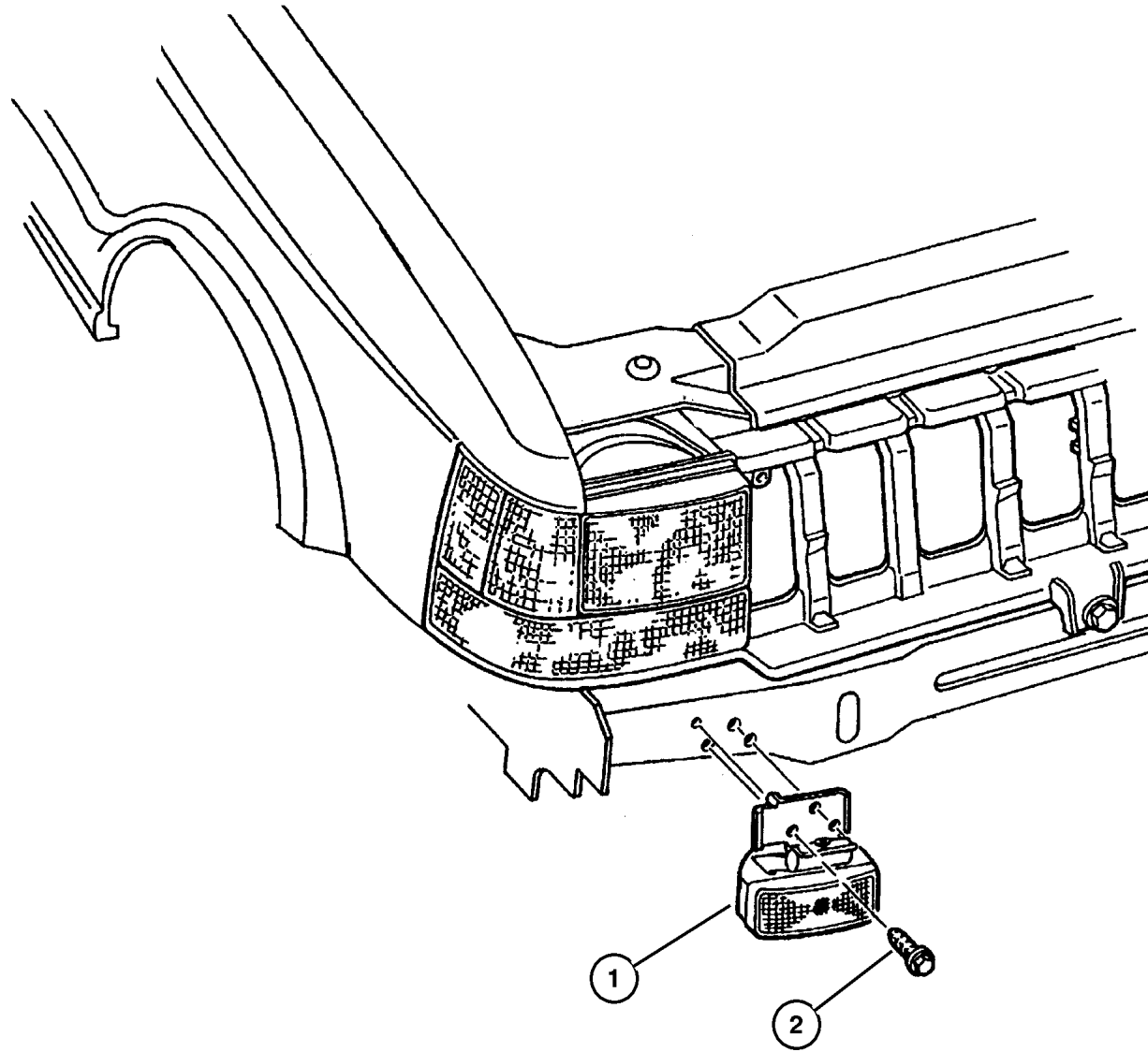
Battery Cables Figure 008-1020

ITEM	PART NUMBER	QTY	LINE	SERIES	BODY	ENGINE	TRANS	TRIM	DESCRIPTION
1									WIRING, Alternator and Battery
	5600 9115	1				ER0			
	5600 9116	1				EL0, EM0			
2	6035 051	1				EL0, EM0, ER0			NUT AND WASHER, Hex, .312-18
3									SCREW AND WASHER, .375-16x. 625, (NOT SERVICED) (Not Serviced)



JEEP GRAND CHEROKEE (ZJ)				
SERIES	LINE	BODY	ENGINE	TRANSMISSION
L = Low Line	J = 4WD T = 2WD	74 = 4 Door	ERH, ER0 = 4.0L Power Tech I-6. ELF, EL0 = 5.2L V8 MPI EML, EM0 = 5.9L V8 MPI	DGW = 4 Speed Auto. 44RE DGK = 4 Speed Auto. 42RE DGT = 4 Speed Auto. 46RE DGO = All Speed Auto.

Lamps--Fog
Figure 008-1110



ITEM	PART NUMBER	QTY	LINE	SERIES	BODY	ENGINE	TRANS	TRIM	DESCRIPTION
1									LAMP, Fog
	5515 5312	1							Right
	5515 5313	1							Left
2									SCREW, (NOT SERVICED) (Not Serviced)
-3	4728 646	1							BULB PACKAGE, 55 Watt
-4	4856 398	1							COVER, Fog Lamp
-5									BRACKET, Fog Lamp
	4856 394	1							Right
	4856 395	1							Left
-6	4856 396	1							PLATE, Lamp
-7	4856 397	1							BOLT, Fog Lamp Bracket
-8	4805 147	1							VENT, Headlamp
-9	4883 017	1							WIRING, Fog Lamp

JEEP GRAND CHEROKEE (ZJ)

SERIES	LINE	BODY	ENGINE	TRANSMISSION
L = Low Line	J = 4WD T = 2WD	74 = 4 Door	ERH, ER0 = 4.0L Power Tech I-6. ELF, EL0 = 5.2L V8 MPI EML, EM0 = 5.9L V8 MPI	DGW = 4 Speed Auto. 44RE DGK = 4 Speed Auto. 42RE DGT = 4 Speed Auto. 46RE DG0 = All Speed Auto.

AR = Use as required - = Non illustrated part # = New this model year

October 20, 2004

Lamps--Front
Figure 008-1120

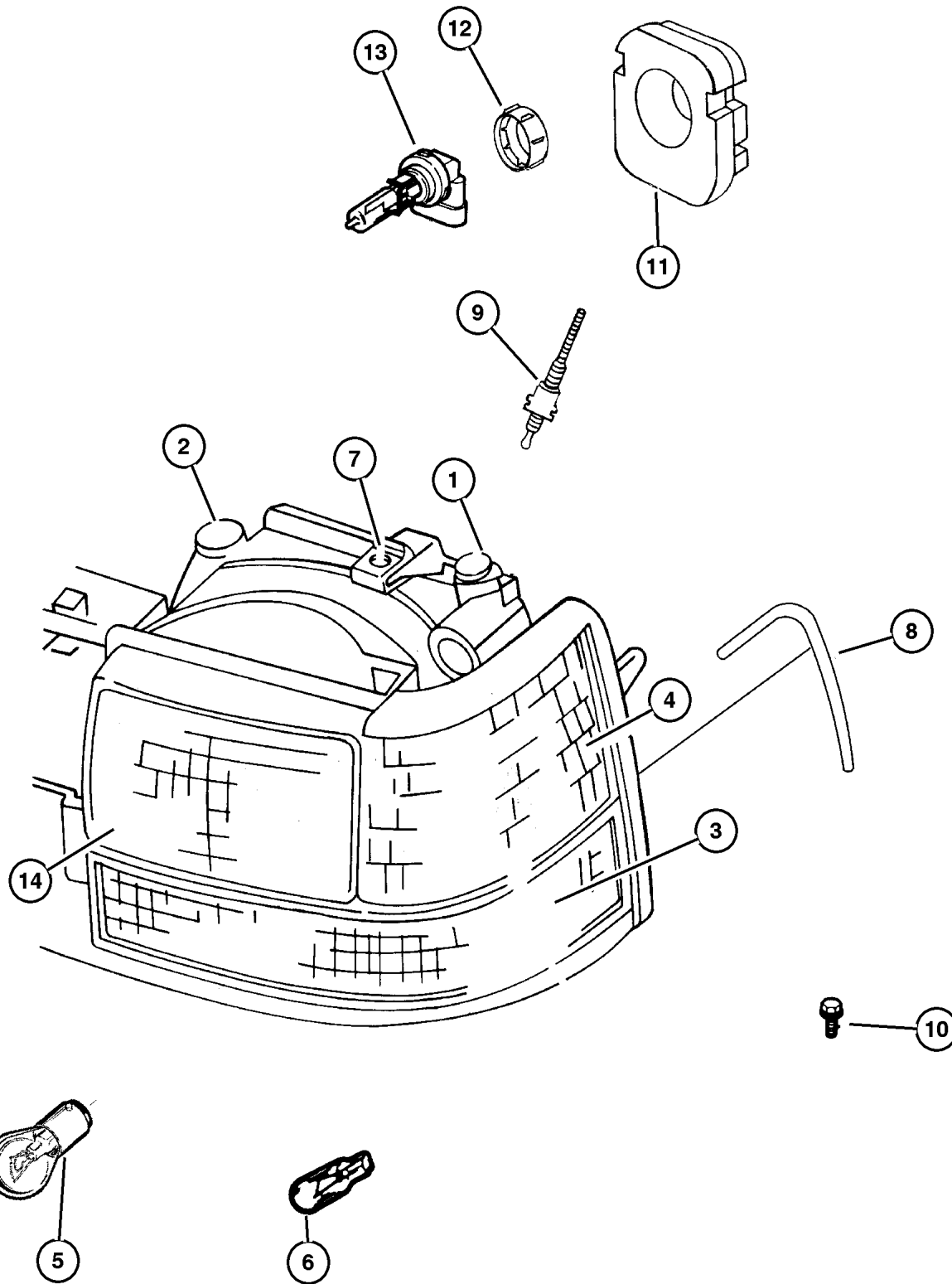
ITEM	PART NUMBER	QTY	LINE	SERIES	BODY	ENGINE	TRANS	TRIM	DESCRIPTION
1	5505 5121	2							GEAR, Headlamp Adjusting, Verticle
2	5505 5122	2							GEAR, Headlamp Adjusting, Horizontal
3	5600 5098	1							LAMP, Park, Turn, Side Marker w/3 Connectors (Up to 12/25/96), Right
	56005 098AB	1							w/2 Connectors (After 12/25/96), Right
	5600 5099	1							w/3 Connectors (Up to 12/25/96), Left
	56005 099AB	1							w/2 Connectors (After 12/25/96), Left
4									LAMP, Park and Turn Signal
	5600 5104	1							Right
	5600 5105	1							Left
5	0154 862AA	2							BULB, 3454NAK
6	L000 0194	1							BULB, 194
7	6101 442	6							U-NUT, M6 x 1.00, M6x1.00
8	5502 9634	1							WELT, Headlamp To Grille Right
	5502 9635	1							Left
9	5505 5312	2							SCREW, Pivot
10	6034 300	2							SCREW, Tapping, .19-16x1.75
11	5503 6798	2							SEAL, Headlamp Closure Panel
12	4388 589	1							RETAINER, Headlamp Bulb
13	0154 824	1							BULB, Headlamp
14	55055 118AB	1							HEADLAMP Right
	55055 119AB	1							Left
-15	4762 489	1							CAPSULE, Reflector to Horizontal, Horizontal Headlamp Adjuster (Round), Lower
-16	4762 490	1							CAPSULE, Reflector to Verticle, Vertical Headlamp Adjuster
-17	4805 147	1							VENT, Headlamp

JEEP GRAND CHEROKEE (ZJ)

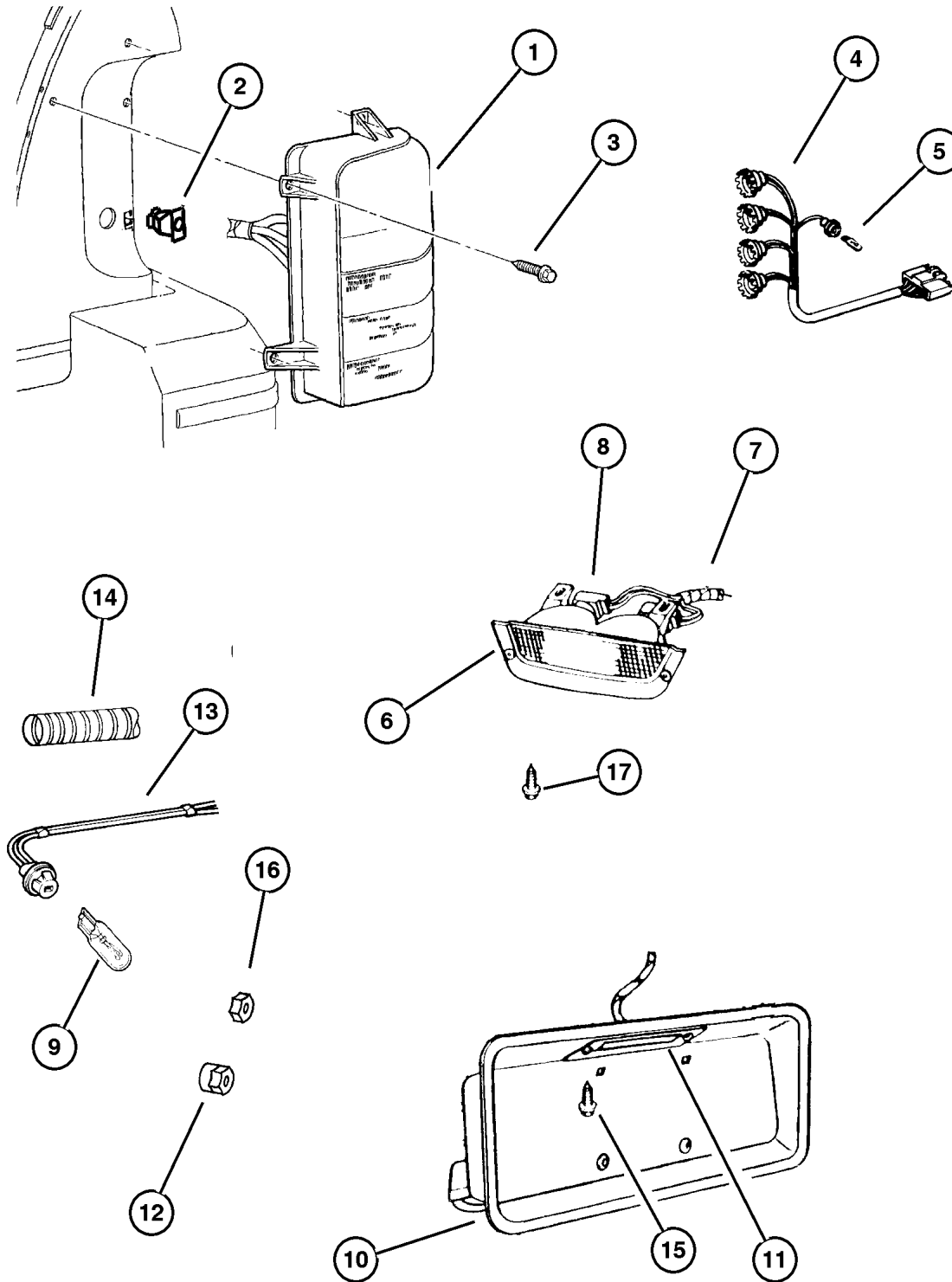
SERIES	LINE	BODY	ENGINE	TRANSMISSION
L = Low Line	J = 4WD T = 2WD	74 = 4 Door	ERH, ER0 = 4.0L Power Tech I-6. ELF, EL0 = 5.2L V8 MPI EML, EM0 = 5.9L V8 MPI	DGW = 4 Speed Auto. 44RE DGK = 4 Speed Auto. 42RE DGT = 4 Speed Auto. 46RE DG0 = All Speed Auto.

AR = Use as required - = Non illustrated part # = New this model year

October 20, 2004



Lamps--Rear
Figure 008-1130



ITEM	PART NUMBER	QTY	LINE	SERIES	BODY	ENGINE	TRANS	TRIM	DESCRIPTION
1									LAMP, Tail Stop Turn
	55155 738AA	1							Right
	55155 739AA	1							Left
2	6502 776	2							CLIP, Lamp, Tail Lamp Mounting
3	6502 064	1							SCREW, Tapping, M6x1x20
4	5604 2348	1							WIRING, Tail Lamp
5	L000 0194	1							BULB, 194
6									LAMP, High Mounted Stop
	5505 5178	1							With Fixed Glass
	5505 5179	1							With Flipper Glass
7	5601 8668	1							WIRING, High Mounted Stop Lamp
8	L000 0922	3							BULB, 922
9	L000 0168	2							BULB, 168
10	5FF5 6SW1	1							HOUSING, License Plate, Mounting, Paint as Required
11	5505 4611	2							LAMP, License Plate
12	J400 4689	4							NUT, Push, .164-18
13	5505 4954	1							WIRING, License Lamp
14	4364 393	1				EL0, EM0, ER0			TUBE, Convolutud
15	6034 207	4							SCREW, Oval Head, .164-18x.819
16	3420 2159	4							NUT, Hex Flange, M4x.7, License Lamp
17									SCREW, .190-16 X .750, (NOT SERVICED) (Not Serviced)

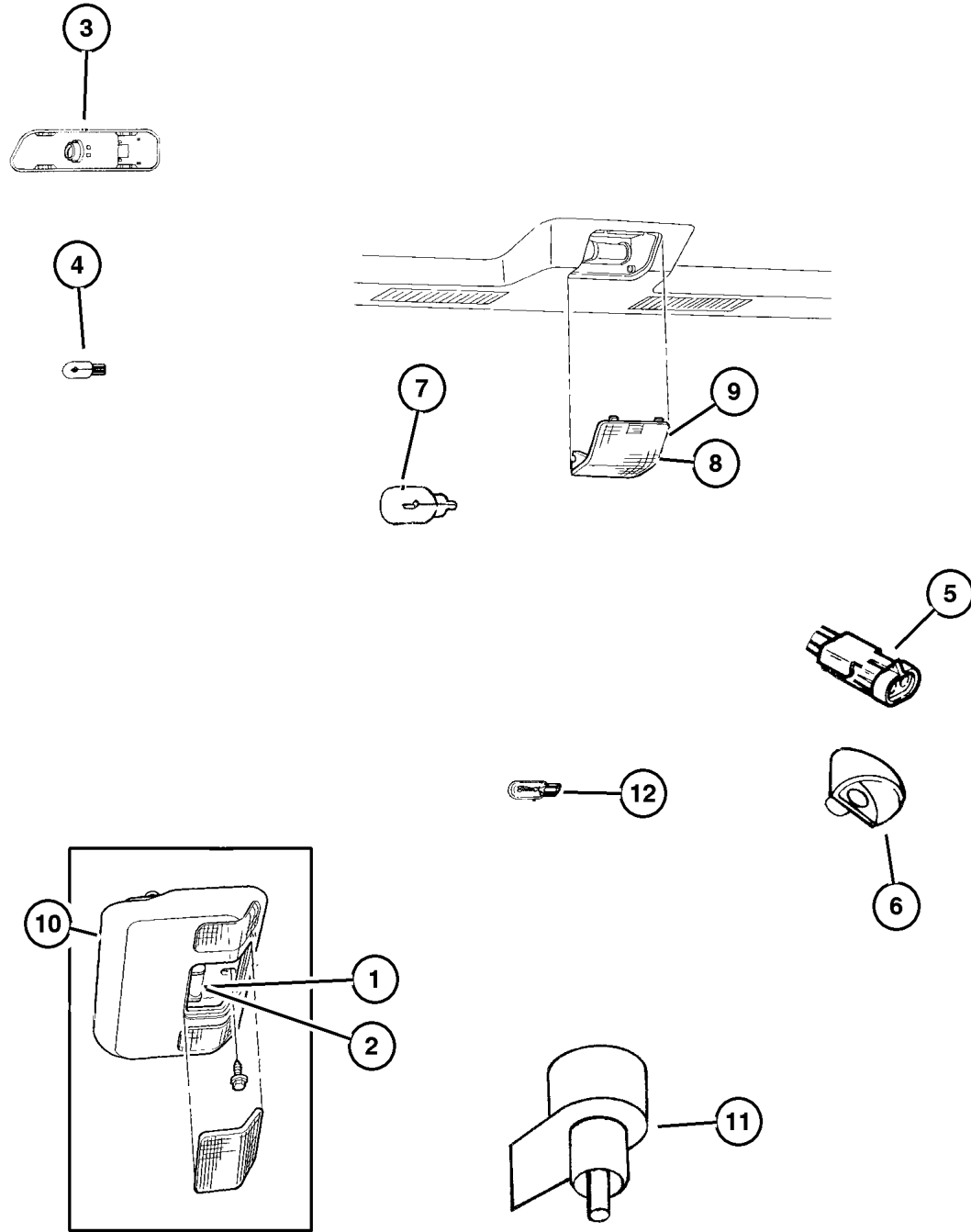
JEEP GRAND CHEROKEE (ZJ)

SERIES	LINE	BODY	ENGINE	TRANSMISSION
L = Low Line	J = 4WD T = 2WD	74 = 4 Door	ERH, ER0 = 4.0L Power Tech I-6. ELF, EL0 = 5.2L V8 MPI EML, EM0 = 5.9L V8 MPI	DGW = 4 Speed Auto. 44RE DGK = 4 Speed Auto. 42RE DGT = 4 Speed Auto. 46RE DGO = All Speed Auto.

AR = Use as required - = Non illustrated part # = New this model year

October 20, 2004

Lamps--Cargo-Dome-Courtesy-Underhood
Figure 008-1140



ITEM	PART NUMBER	QTY	LINE	SERIES	BODY	ENGINE	TRANS	TRIM	DESCRIPTION
1	L000 0906	2							BULB, 906, Reading Lamp
2	L000 1003	1							BULB, 1003
3									LAMP, Courtesy
	4798 796	1							Right
	4798 797	1							Left
4	L000 0168	2							BULB, 168, Courtesy
5	4741 498	1							LAMP, Underhood
6	5600 6867	1							SHIELD, Underhood Lamp
7	L000 1003	1							BULB, 1003
8	5600 5428	1							LENS, Cargo Lamp
9	5604 2072	1							LENS, Reading Lamp, Dome Lamp
10									LAMP, Dome And Reading
	5AS3 6ST6	1							[T6, TJ]
	5AS3 6SC1	1							[AZ]
11	4565 031	2							SWITCH, Overhead Console Lamp, Push-Push
12	L000 0561	1							BULB, 561
-13									LAMP, Door
	5600 5076	1							Right Door
	5600 5077	1							Left Door

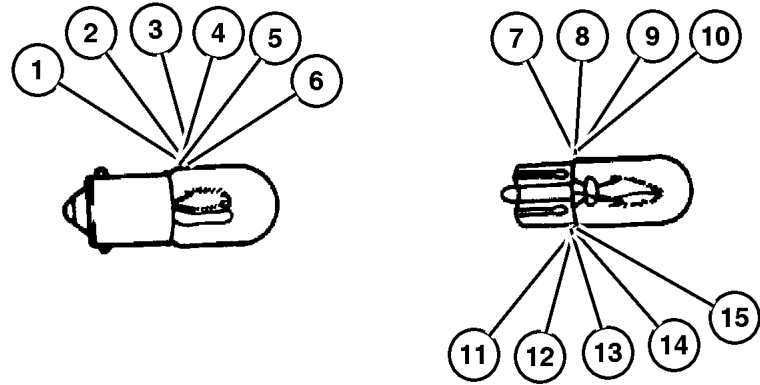
JEEP GRAND CHEROKEE (ZJ)

SERIES	LINE	BODY	ENGINE	TRANSMISSION
L = Low Line	J = 4WD T = 2WD	74 = 4 Door	ERH, ER0 = 4.0L Power Tech I-6. ELF, EL0 = 5.2L V8 MPI EML, EM0 = 5.9L V8 MPI	DGW = 4 Speed Auto. 44RE DGK = 4 Speed Auto. 42RE DGT = 4 Speed Auto. 46RE DGO = All Speed Auto.

AR = Use as required - = Non illustrated part # = New this model year

October 20, 2004

Bulbs
Figure 008-1170



ITEM	PART NUMBER	QTY	LINE	SERIES	BODY	ENGINE	TRANS	TRIM	DESCRIPTION
1	L000 0922	3							BULB, 922, Exterior, Center High Mounted Stop Lamp
2	0L01 295NA	2							BULB, 1295NA, Exterior, Fog Lamp, #H-3
3	L000 0194	1							BULB, 194, Exterior, Side Marker Front & Also Tail Lamp
4	L000 0168	2							BULB, 168, Exterior, License Plate, #168
5	L000 1003	1							BULB, 1003, Exterior, Underhood Lamp, #105
6	L000 3057	3							BULB, 3057, Exterior, Rear Tail Lamp, #3057
7	9417 561	4	J						BULB, 161, Interior, Ash Reciever
8	L002 1202	2							BULB, 212-2, Interior, Cargo Lamp, #212-2
9	L000 0194	1							BULB, 194, Interior, Cosole Floor Shifter, #PC194
10	L000 0906	2							BULB, 906, Dome/Reading, #561 & 906
11	L000 0168	2							BULB, 168, Interior, Door Courtesy, #168
12	L000 0194	1							BULB, 194, Interior, Glove Compartment, #PC 194
13	L002 1202	2							BULB, 212-2, Interior, Overhead Console
14	L000 0194	1							BULB, 194, Interior, Trasfer Case Shifter, #PC194
15	6501 966	2							BULB, 74, Interior, Vanity Mirror
-16									BULB, Switch Pod
	4864 511	1							[T3]
	4864 512	2							[T5.5]

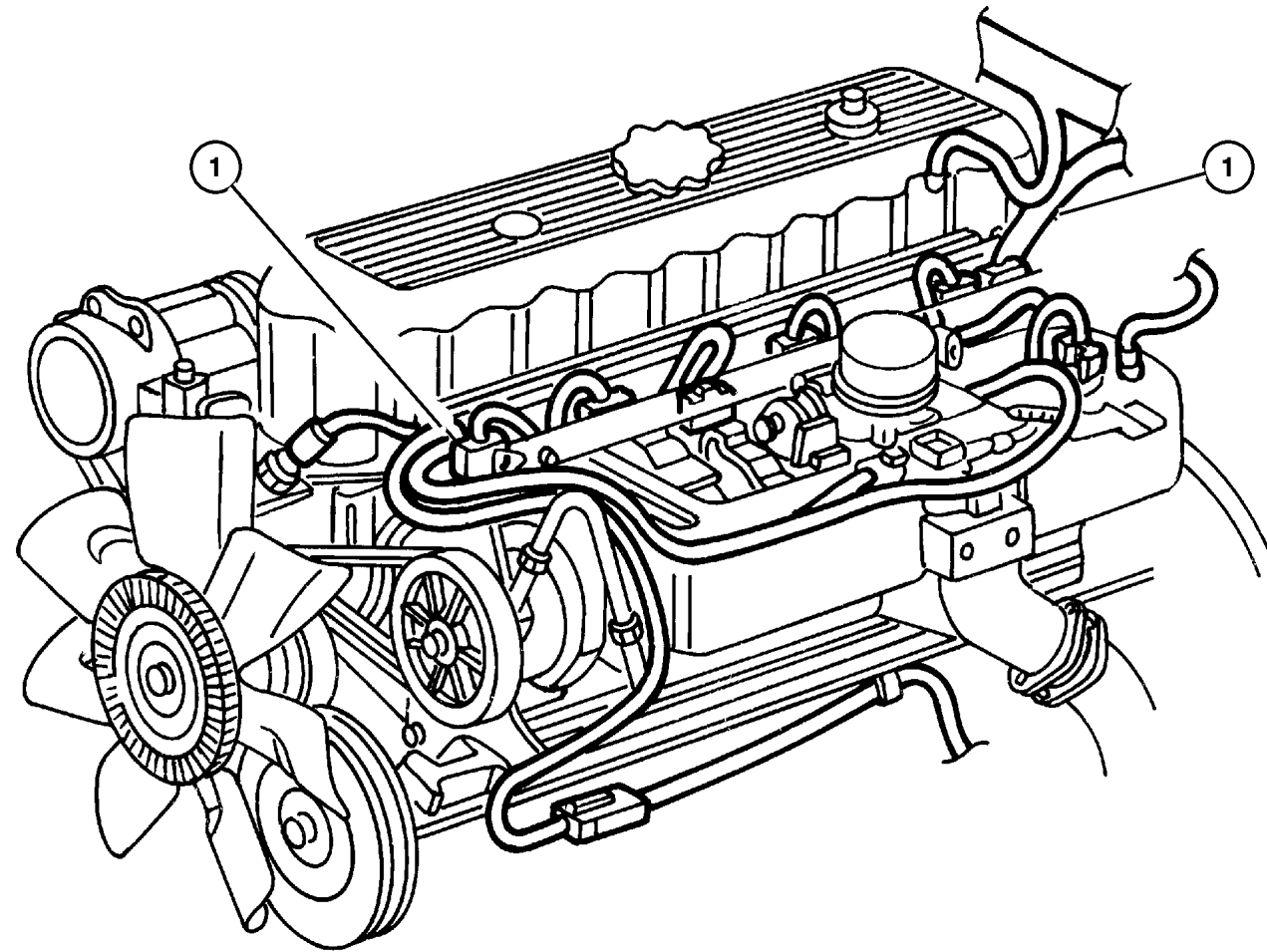
JEEP GRAND CHEROKEE (ZJ)

SERIES	LINE	BODY	ENGINE	TRANSMISSION
L = Low Line	J = 4WD T = 2WD	74 = 4 Door	ERH, ER0 = 4.0L Power Tech I-6. ELF, EL0 = 5.2L V8 MPI EML, EM0 = 5.9L V8 MPI	DGW = 4 Speed Auto. 44RE DGK = 4 Speed Auto. 42RE DGT = 4 Speed Auto. 46RE DG0 = All Speed Auto.

AR = Use as required - = Non illustrated part # = New this model year

October 20, 2004

**Wiring Engine (Injector Wiring)
Figure 008-1205**



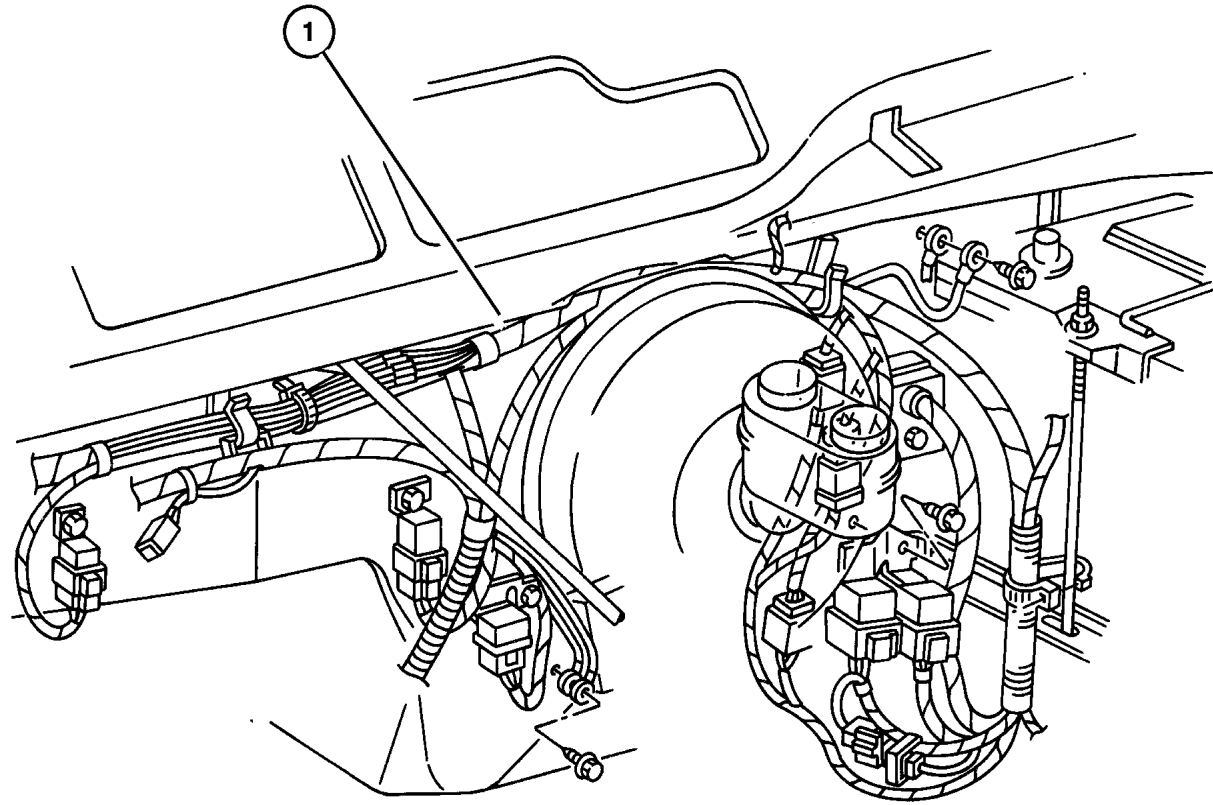
ITEM	PART NUMBER	QTY	LINE	SERIES	BODY	ENGINE	TRANS	TRIM	DESCRIPTION
1									WIRING, Injector
	56008 952AC	1	J			ER0	DGK		
	56008 954AB	1	J			EL0, EM0			
	56038 863AB	1	T			EL0			
	56042 862AC	1	T			ER0	DGK		
-2	J400 3993	1				ER0			CLIP, Wiring, Oxygen Sensor Wiring
-3	J400 6887	1				ER0			BOLT AND WASHER, .375-16x.62, Oxygen Sensor Wiring Clip
-4	5600 7524	1				EL0, EM0			STRAP, Ground
-5	5010 132AB	1							WIRING, Anti-lock Brake Jumper
-6	5600 8876	1							STRAP, Tie, Injector Wiring

JEEP GRAND CHEROKEE (ZJ)				
SERIES	LINE	BODY	ENGINE	TRANSMISSION
L = Low Line	J = 4WD T = 2WD	74 = 4 Door	ERH, ER0 = 4.0L Power Tech I-6. ELF, EL0 = 5.2L V8 MPI EML, EM0 = 5.9L V8 MPI	DGW = 4 Speed Auto. 44RE DGK = 4 Speed Auto. 42RE DGT = 4 Speed Auto. 46RE DG0 = All Speed Auto.

AR = Use as required - = Non illustrated part # = New this model year

October 20, 2004

**Wiring Headlamp / Dash
Figure 008-1305**



ITEM	PART NUMBER	QTY	LINE	SERIES	BODY	ENGINE	TRANS	TRIM	DESCRIPTION
1									WIRING, Headlamp to Dash
	56042 664AF	1							With Security, Fog Lamps, Traveler/Mini Trip, ATC
	56042 665AF	1							With Daytime Running Lamps, Without Max Cooling
	56042 666AF	1							With A/C
-2	5600 9715	1							COVER, Fuse Access, Mega Fuse Access (Attaches to Side of PDC)
-3	5600 8828	1							BRACKET, Power Distribution Center
-4	56018 906AB	1							COVER, Power Distribution Center, Lower
-5	5604 2003	1							WIRING, Underhood Lamp

JEEP GRAND CHEROKEE (ZJ)

SERIES	LINE	BODY	ENGINE	TRANSMISSION
L = Low Line	J = 4WD T = 2WD	74 = 4 Door	ERH, ER0 = 4.0L Power Tech I-6. ELF, EL0 = 5.2L V8 MPI EML, EM0 = 5.9L V8 MPI	DGW = 4 Speed Auto. 44RE DGK = 4 Speed Auto. 42RE DGT = 4 Speed Auto. 46RE DGO = All Speed Auto.

AR = Use as required - = Non illustrated part # = New this model year

October 20, 2004

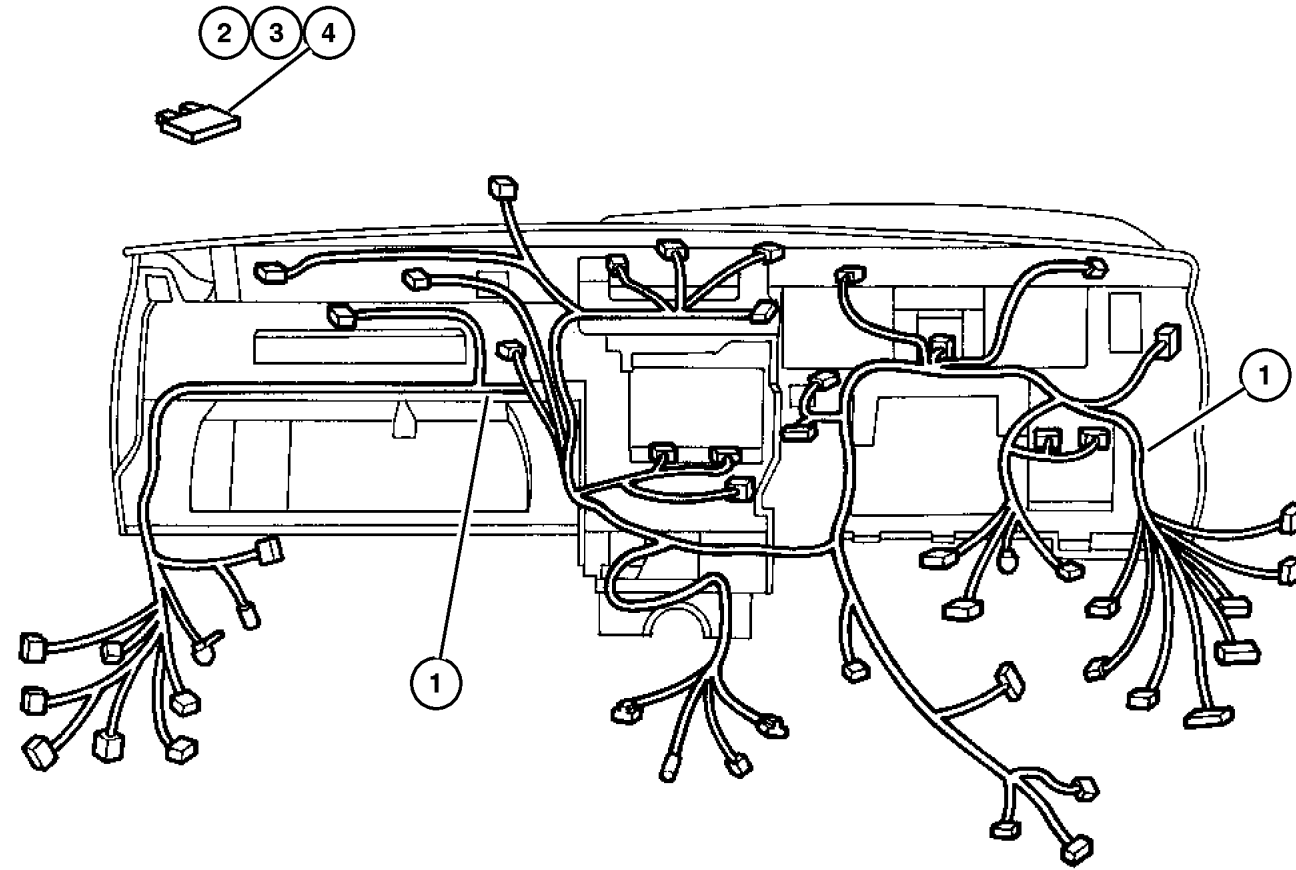
**Wiring Instrument Panel
Figure 008-1405**

ITEM	PART NUMBER	QTY	LINE	SERIES	BODY	ENGINE	TRANS	TRIM	DESCRIPTION
------	-------------	-----	------	--------	------	--------	-------	------	-------------

[HAA] = Air Conditioning

[HAB] = Auto Temp Control

1	56010 241AB	1							WIRING, Instrument Panel [HAB], Automatic Temperature Control
	56010 242AB	1							[HAA] With Heated Seats, Vehicle Information Center, Automatic Temperature Control
	56042 553AB	1							[HAA] Without Heated Seats, Vehicle Information Center, Automatic Temperature Control
2	00AT M10	9							FUSE, Mini, 10 AMP, Red
3	6101 487	1							FUSE, Mini, 15 AMP, Light Blue
4	6101 488	1							FUSE, Mini, 20 AMP, Yellow
-5	4124 795	1							BREAKER, Circuit Power Window
	4604 235	1							Power Seat
-6	5601 8509	1							JUNCTION BLOCK, Relay, Junction COVER, Fuse Access, Mega Fuse Access (Attaches to Side of PDC)
-7	5601 8907	1							FLASHER, Combination (2) (4) Lamp
-8	5600 7243	1							WIRING KIT, Jumper
-9	5014 098AD	1				EL0, EMO			



JEEP GRAND CHEROKEE (ZJ)

SERIES	LINE	BODY	ENGINE	TRANSMISSION
L = Low Line	J = 4WD T = 2WD	74 = 4 Door	ERH, ER0 = 4.0L Power Tech I-6. ELF, EL0 = 5.2L V8 MPI EML, EM0 = 5.9L V8 MPI	DGW = 4 Speed Auto. 44RE DGK = 4 Speed Auto. 42RE DGT = 4 Speed Auto. 46RE DGO = All Speed Auto.

AR = Use as required - = Non illustrated part # = New this model year

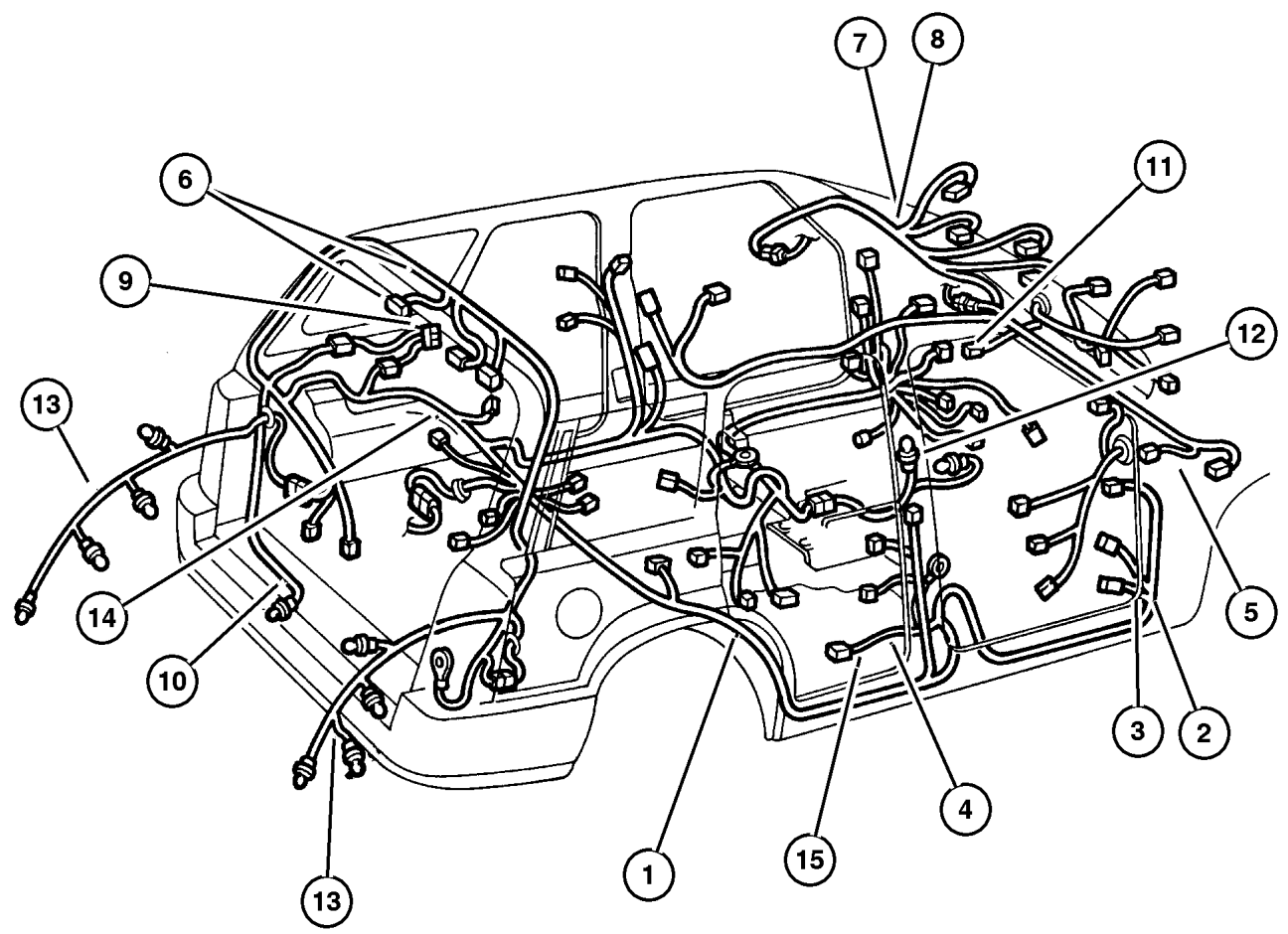
October 20, 2004

Wiring Body & Accessories
Figure 008-1505

ITEM	PART NUMBER	QTY	LINE	SERIES	BODY	ENGINE	TRANS	TRIM	DESCRIPTION
------	-------------	-----	------	--------	------	--------	-------	------	-------------

NOTE: Contains wiring and boot to the front doors.

1	56042 466AB	1							WIRING, Unified Body, See NOTE: With Heated Seats, Infinity With Memory, Infinity With Heated Seats, 10 Speaker System With Infinity, Without Heated Seats or Memory With Power Lumbar, Without Infinity With Trailer Tow, Without Memory, Heated Seat, Lumbar, Infinity Base Vehicle	
	56042 467AB	1								
	56042 307AB	1								
	56042 468AB	1								
	56042 469AB	1								
	56042 470AB	1								
	56042 471AB	1								
2	56042 192AB	1								WIRING, Front Door With Security, Courtesy Lamps, Right With Security, Courtesy Lamps, Left
	56042 193AB	1								
3	5604 2196	1								WIRING, Door Without Security, Courtesy Lamps, Right Without Security, Courtesy Lamps, Left
	5604 2197	1								
4	56042 084AB	2							WIRING, Door, Rear Door With Retainer for Rubber Conduit Tube (Stamped 56018534)	
5	5601 7442	2							WIRING, Courtesy Lamp, Under Instrument Panel	
6	56042 260AB	1							WIRING, Liftgate With Fixed Glass With Flipper	
	56042 345AB	1								
7	4863 981	1							WIRING, Overhead Console Type 1 Type 2	
	5604 2360	1								
8	5604 2362	1							WIRING, Dome and Reading Lamp With Day/Night Adjust Rear View Mirror Without Day/Night Adjust Rear View Mirror	
	5604 2363	1								
9	5601 8697	1							WIRING, Trailer Tow, Relay Harness	
10	56042 534AA	1							WIRING, Trailer Tow, Heavy Duty/Extra Heavy Duty	



JEEP GRAND CHEROKEE (ZJ)

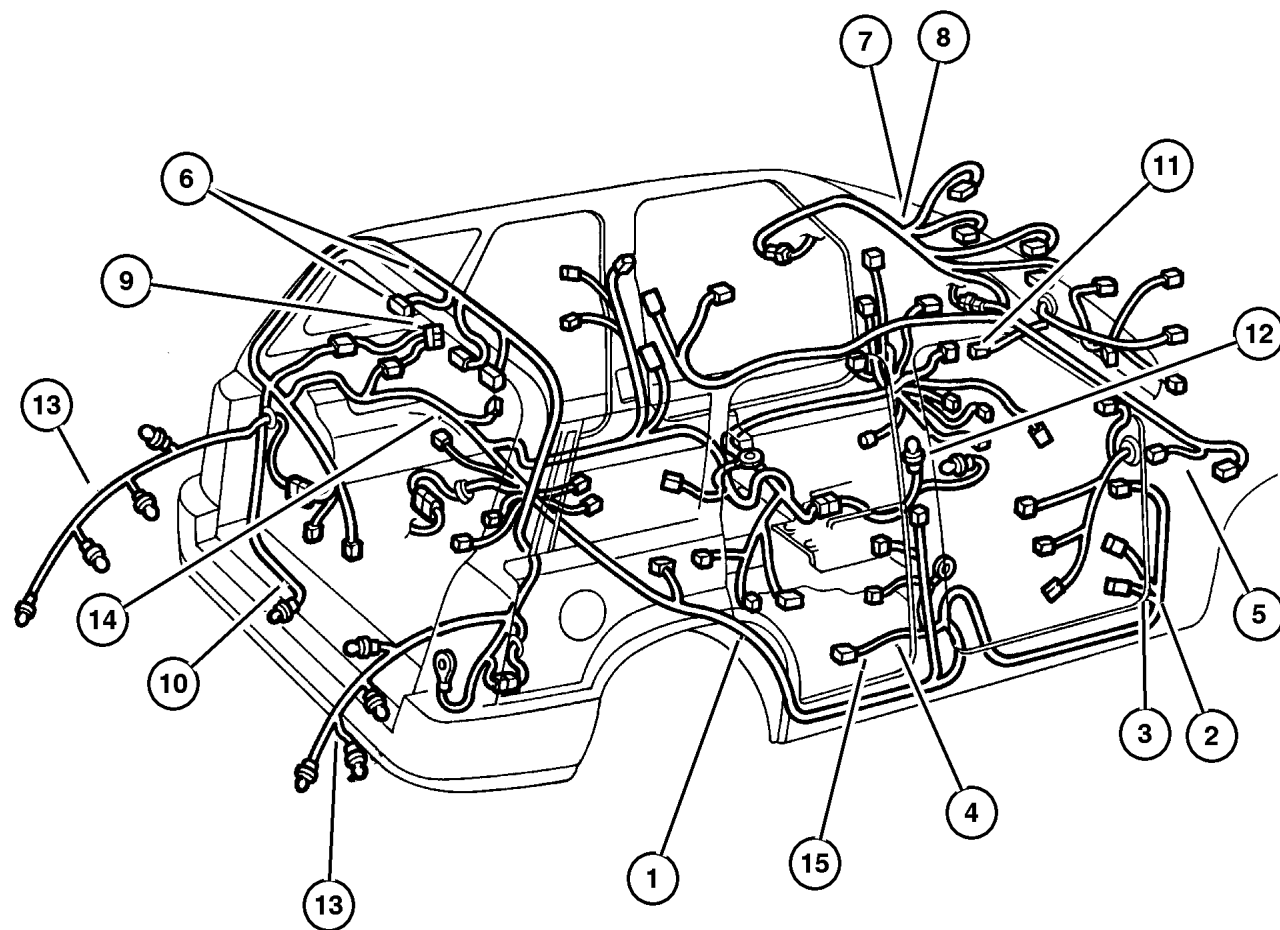
SERIES	LINE	BODY	ENGINE	TRANSMISSION
L = Low Line	J = 4WD T = 2WD	74 = 4 Door	ERH, ER0 = 4.0L Power Tech I-6. ELF, EL0 = 5.2L V8 MPI EML, EM0 = 5.9L V8 MPI	DGW = 4 Speed Auto. 44RE DGK = 4 Speed Auto. 42RE DGT = 4 Speed Auto. 46RE DGO = All Speed Auto.

AR = Use as required - = Non illustrated part # = New this model year

October 20, 2004

Wiring Body & Accessories
Figure 008-1505

ITEM	PART NUMBER	QTY	LINE	SERIES	BODY	ENGINE	TRANS	TRIM	DESCRIPTION
11	5604 2361	1							WIRING, Sunroof, With Mini Overhead Console
12	4638 186	1	J				DG0		WIRING, Indicator Lamp Lamp [PRNDL] Transfer Case
			T				DG0		Lamp [PRNDL] Transfer Case
13	5604 2348	1							WIRING, Tail Lamp, With Sockets
14	5601 8668	1							WIRING, High Mounted Stop Lamp
15	56042 167AB	1							WIRING, Power Seat Without Heated Seats, Left
	56042 168AB	1							Without Heated Seats, Right
	56042 169AB	1							With Memory, Left
	56042 170AC	1							With Heated Seats, Right
	56042 171AC	1							With Heated Seats and Memory, Left
	56042 443AC	1							With Heated Seats, Left
-16	5600 8889	1							WIRING, Speed Control Switch Jumper
-17	5600 8888	1							WIRING, Remote Radio Switch
-18	56042 475AA	1							WIRING, Power Outlet/Cigar Lighter Jumper
-19	4883 017	1							WIRING, Fog Lamp
-20	5604 2003	1							WIRING, Underhood Lamp
-21	56017 746AB	2							WIRING, Front End Lighting After 12/25/96
	5601 7746	2							Up to 12/25/96



JEEP GRAND CHEROKEE (ZJ)

SERIES	LINE	BODY	ENGINE	TRANSMISSION
L = Low Line	J = 4WD T = 2WD	74 = 4 Door	ERH, ER0 = 4.0L Power Tech I-6. ELF, EL0 = 5.2L V8 MPI EML, EM0 = 5.9L V8 MPI	DGW = 4 Speed Auto. 44RE DGK = 4 Speed Auto. 42RE DGT = 4 Speed Auto. 46RE DG0 = All Speed Auto.

AR = Use as required - = Non illustrated part # = New this model year

October 20, 2004

Wiring Repair Package Figure 008-1605

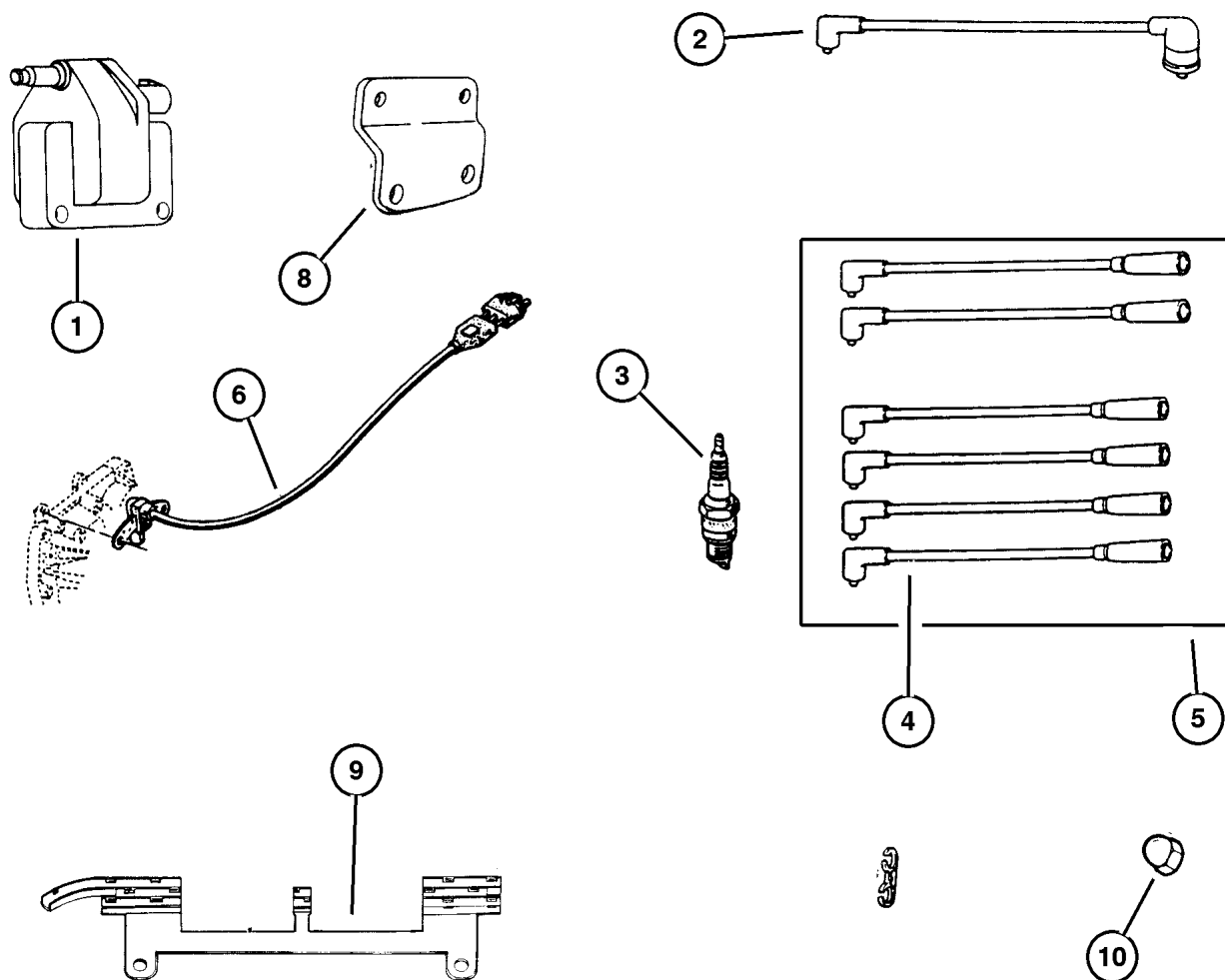
ITEM	PART NUMBER	QTY	LINE	SERIES	BODY	ENGINE	TRANS	TRIM	DESCRIPTION
-1	5013 930AA	1							WIRING PACKAGE, Underhood Connector Repair, For Electrical Connector Repair Information visit the World Wide Web at http://dto.vftis.com/mopar/disclaimer.asp

For Electrical Connector Repair Information visit the World Wide Web at

<http://dto.vftis.com/mopar/disclaimer.asp>

JEEP GRAND CHEROKEE (ZJ)				
SERIES	LINE	BODY	ENGINE	TRANSMISSION
L = Low Line	J = 4WD T = 2WD	74 = 4 Door	ERH, ER0 = 4.0L Power Tech I-6. ELF, EL0 = 5.2L V8 MPI EML, EM0 = 5.9L V8 MPI	DGW = 4 Speed Auto. 44RE DGK = 4 Speed Auto. 42RE DGT = 4 Speed Auto. 46RE DG0 = All Speed Auto.

Spark Plugs--Cables & Coil 4.0L Engine Figure 008-1910



ITEM	PART NUMBER	QTY	LINE	SERIES	BODY	ENGINE	TRANS	TRIM	DESCRIPTION
1	4797 293	1				ER0			COIL, Ignition
2	5604 1057	1				ER0			CABLE, Ignition Coil
3	5602 7275	6				ER0			SPARK PLUG, RC-12-LYC5
4	5300 8070	1				ER0			CABLE, Ignition #1
	3300 7157	1				ER0			#2
	3300 7158	1				ER0			#3-4
	5300 8069	1				ER0			#5
	5300 8628	1				ER0			#6
5	8350 7178	1				ER0			CABLE PACKAGE, Ignition, Includes Coil Wires
6	4897 321AA	1				ER0	DGK		SENSOR PACKAGE, Crankshaft Position
-7	5604 1008	1				ER0	DG0		SHIELD, Wiring, Sensor Cover
8	5602 6890	1				ER0			BRACKET, Ignition Coil
9	3300 7154	1				ER0			SEPERATOR, Ignition Cable
10	6033 560	2				ER0			NUT AND WASHER, Hex Nut-Coned Washer, .25-20

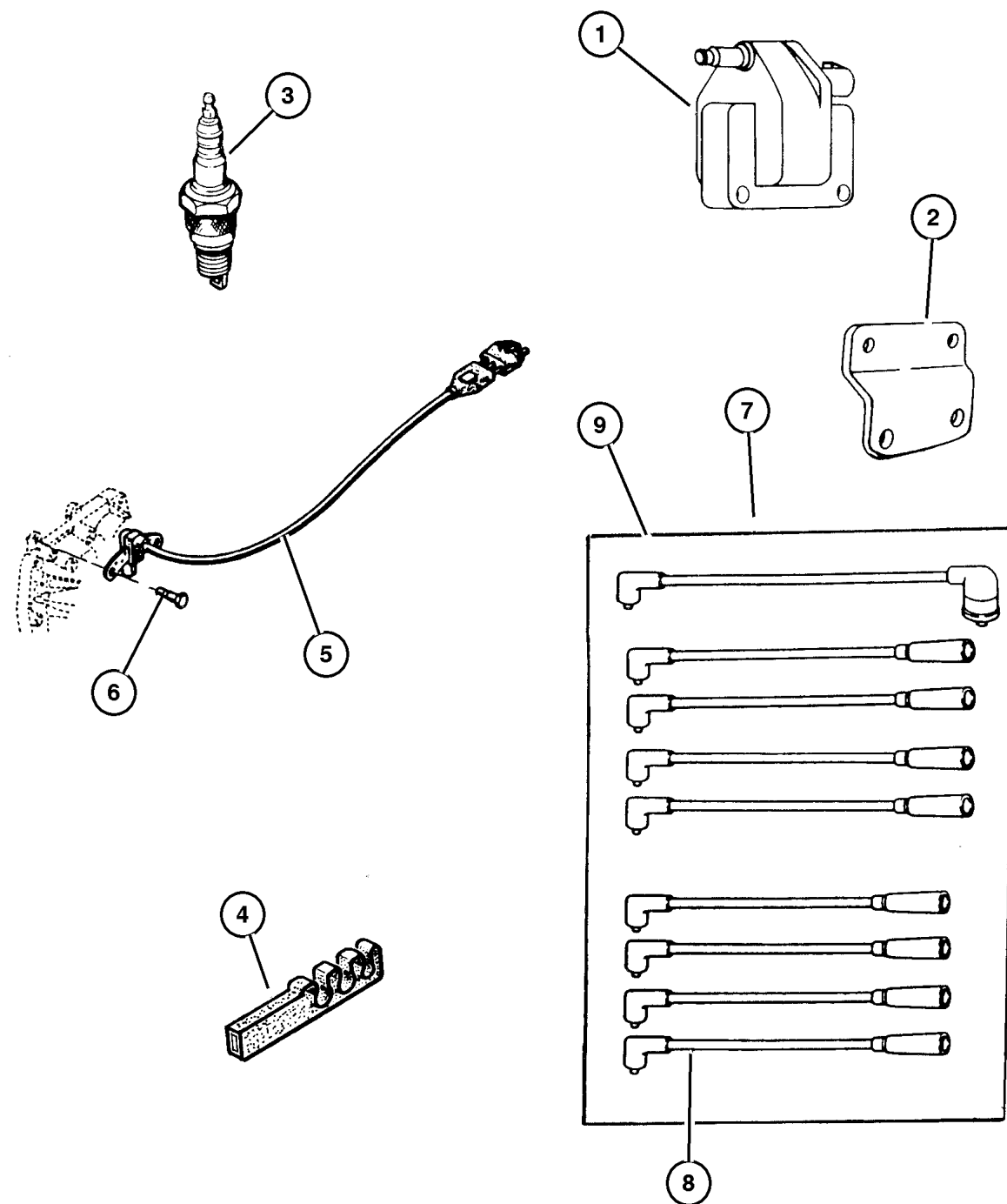
JEEP GRAND CHEROKEE (ZJ)

SERIES	LINE	BODY	ENGINE	TRANSMISSION
L = Low Line	J = 4WD T = 2WD	74 = 4 Door	ERH, ER0 = 4.0L Power Tech I-6. ELF, EL0 = 5.2L V8 MPI EML, EM0 = 5.9L V8 MPI	DGW = 4 Speed Auto. 44RE DGK = 4 Speed Auto. 42RE DGT = 4 Speed Auto. 46RE DG0 = All Speed Auto.

AR = Use as required - = Non illustrated part # = New this model year

October 20, 2004

Spark Plugs--Cables & Coil 5.2L & 5.9L Engines Figure 008-1915



ITEM	PART NUMBER	QTY	LINE	SERIES	BODY	ENGINE	TRANS	TRIM	DESCRIPTION
1	4797 293	1				EL0, EMO			COIL, Ignition
2	5602 6891	1				EL0, EMO			BRACKET, Ignition Coil
3									SPARK PLUG RC12YC
4	5602 8189	8				EL0			SEPERATOR, Ignition Cable 1-Wire
	SP00R C12YC	8				EMO			
	5602 6735	1				EL0, EMO			3-Wire
	5602 7089	2				EL0, EMO			
	5602 6834	1				EL0, EMO			
5	56041 333AA	2				EL0, EMO			5-Wire
	5602 7870	1				EL0, EMO			
6	6035 652	2				EL0, EMO			SCREW AND WASHER, Hex Head, .312-18x.75
7	4728 190	1				EL0, EMO			CABLE PACKAGE, Ignition
8	5602 7064	1				EL0, EMO			CABLE, Ignition #1
	5602 7065	1				EL0, EMO			#2
	5602 7066	1				EL0, EMO			#3
	5602 7067	1				EL0, EMO			#4
	5602 7068	1				EL0, EMO			#5
	5602 7069	1				EL0, EMO			#6
	5602 7115	2				EL0, EMO			#7 & #8
	5602 7055	1				EL0, EMO			CABLE, Ignition Coil

JEEP GRAND CHEROKEE (ZJ)

SERIES	LINE	BODY	ENGINE	TRANSMISSION
L = Low Line	J = 4WD T = 2WD	74 = 4 Door	ERH, ER0 = 4.0L Power Tech I-6. ELF, EL0 = 5.2L V8 MPI EML, EM0 = 5.9L V8 MPI	DGW = 4 Speed Auto. 44RE DGK = 4 Speed Auto. 42RE DGT = 4 Speed Auto. 46RE DG0 = All Speed Auto.

AR = Use as required - = Non illustrated part # = New this model year

October 20, 2004

Group – 08A

Instrument Panel and Radios and Consoles

GROUP 8A - Instrument Panel and Radios and Consoles

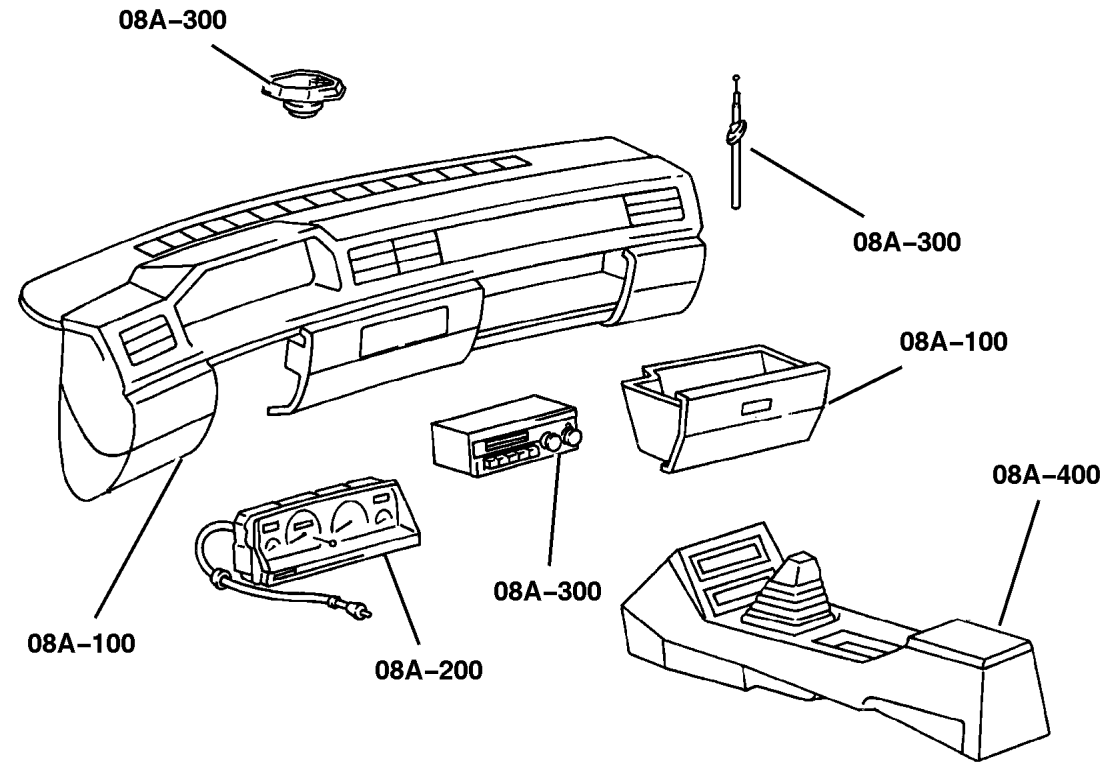


Illustration Title

Group-Fig. No.

Instrument Panel

Instrument Panel Fig. 08A-135

Instrument Panel Cluster

Instrument Cluster Fig. 08A-230

Radio, Antenna, and Speakers

Radio Fig. 08A-310

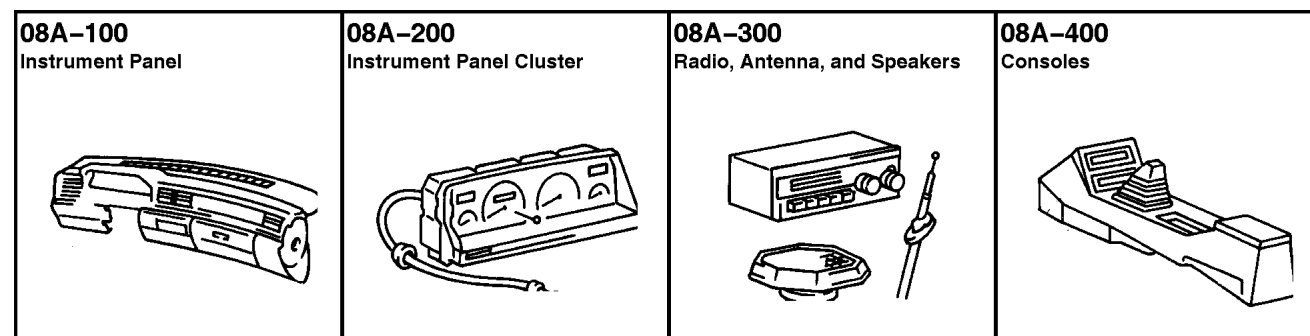
Speakers Fig. 08A-315

Antenna Fig. 08A-340

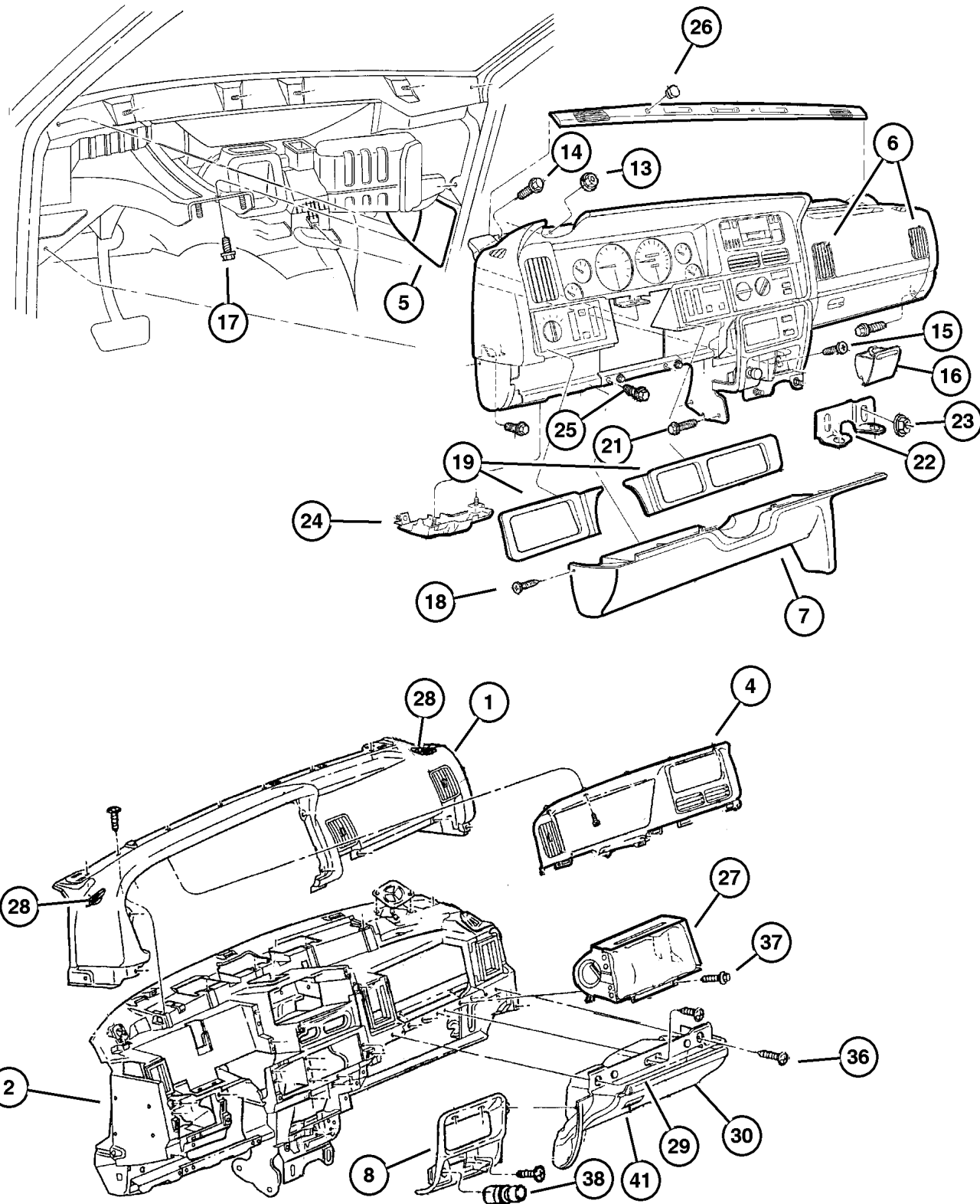
Consoles

Floor Console Fig. 08A-440

Overhead Console, Fig. 08A-460



Instrument Panel Figure 08A-135



ITEM	PART NUMBER	QTY	LINE	SERIES	BODY	ENGINE	TRANS	TRIM	DESCRIPTION
P.A.R. = Paint as Required									
1	5DT3 4TAZ	1							PAD, Instrument Panel Agate (AZ,T6)
	5DT3 4TC8	1							Gray (C3)
	5DT3 4TT6	1							Spice (TJ)
2	55115 109AB	1							FRAME, Instrument Panel
-3	4732 089AB	1							BRACKET, Air Bag
4	5511 5119	1							BEZEL, Instrument Cluster
5	5FF7 9SAZ	1							PANEL, Fuse Box Access Agate
	5FF7 9SC3	1							Mist Gray
	5FF7 9ST6	1							Spice/Saddle
6	5DT3 5DX9	2							OUTLET, Air Conditioning & Heater Black
	5DT3 5SAZ	2							Agate
	5DT3 5SC8	2							Mist Gray
7	5FM2 9SC8	1							COVER, Instrument Panel, Steering Column Opening, [P.A.R.]
8	55115 113AB	1							BEZEL, Instrument Panel, Center, (Black) Included Power Outlet Assembly
-9	5600 6927	1							POWER OUTLET
-10	5511 5322	1							DOOR, Power Outlet, Center Bezel
-11	5511 5665	4							BUMPER, Rubber
-12	J400 0093	2							BUMPER, Glove Box Door
13	6502 843	4							NUT AND WASHER, Hex Nut-Coned Washer, M6 x 1.00
14									SCREW/WASHER, (NOT SERVICED) (Not Serviced)
15	J400 3671	1							SCREW, Tapping, .164-18x.625
16	5511 5121	1							ASH RECEIVER, Instrument Panel
17	6101 786	1							SCREW, Self Tapping, M6x1x15
18	6032 723	7							SCREW, Self Tapping, M4.2x1. 69x19.05
19	55116 341AA	1							BEZEL, Instrument Panel Switch Maple (With TSI), Left
	5511 5116	1							Oxford Burl, Right
	5511 5117	1							Oxford Burl, Left
	55116 340AA	1							Maple (With TSI), Right
-20	5511 5329	1							OUTLET, Demister, Center Duct
21									SCREW AND WASHER, (NOT SERVICED) (Not Serviced)
22	5511 5994	1							BRACKET, Instrument Panel

JEEP GRAND CHEROKEE (ZJ)

SERIES	LINE	BODY	ENGINE	TRANSMISSION
L = Low Line	J = 4WD T = 2WD	74 = 4 Door	ERH, ER0 = 4.0L Power Tech I-6. ELF, EL0 = 5.2L V8 MPI EML, EM0 = 5.9L V8 MPI	DGW = 4 Speed Auto. 44RE DGK = 4 Speed Auto. 42RE DGT = 4 Speed Auto. 46RE DGO = All Speed Auto.

AR = Use as required - = Non illustrated part # = New this model year

October 20, 2004

Instrument Panel Figure 08A-135

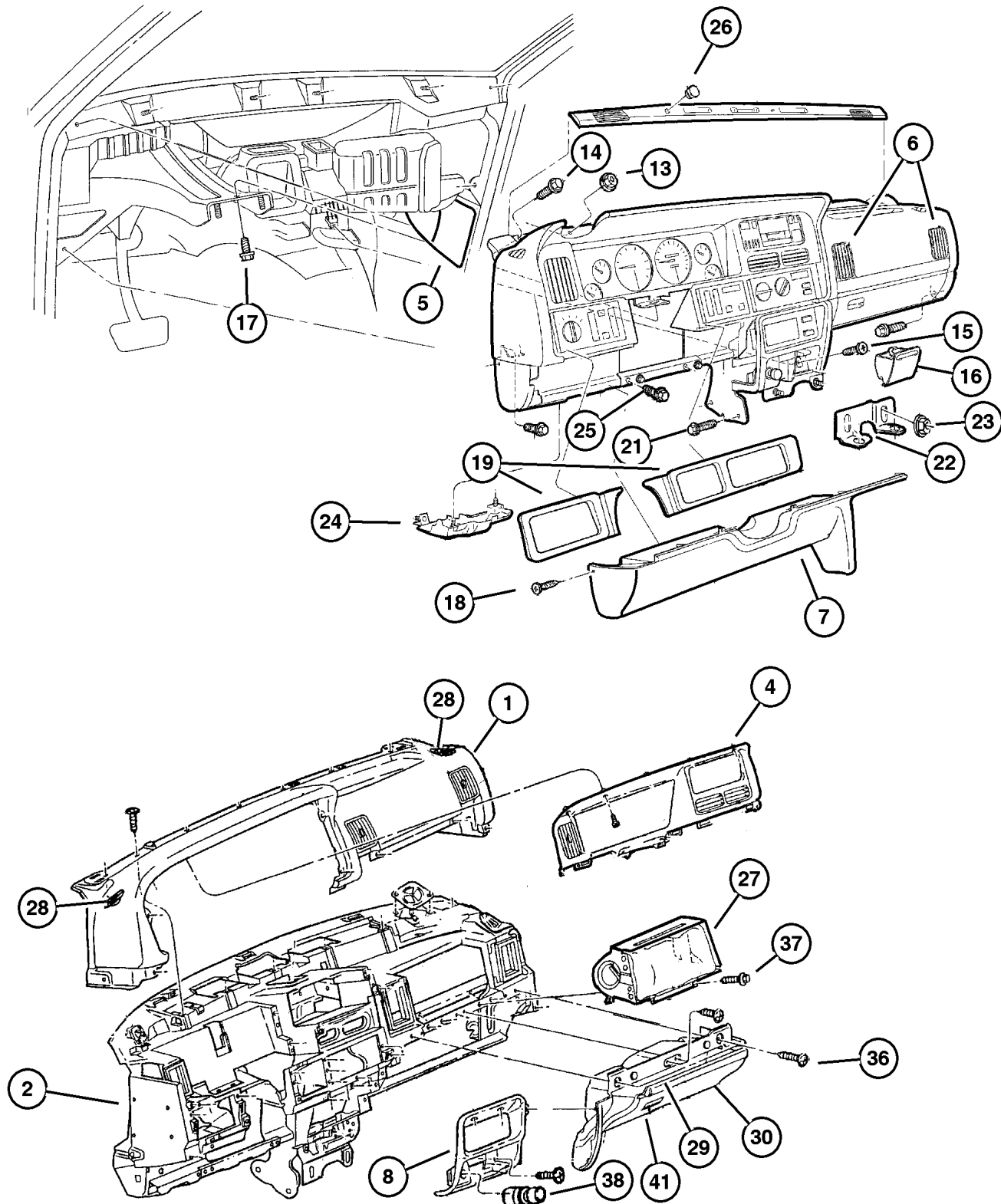
ITEM	PART NUMBER	QTY	LINE	SERIES	BODY	ENGINE	TRANS	TRIM	DESCRIPTION
23	6101 445	2							NUT AND WASHER, Hex Nut-Coned Washer, M8 x 1.25
24	5511 5963	1							COVER, Wiring Protector
25	6101 786	2							SCREW, Self Tapping, M6x1x15
26									PLUG, Solar Sensor
	5DX7 7SAZ	1							Agate
	5DX7 7SC8	1							Gray
	5EL1 1SAZ	1							Agate Ultra Light Sensor
	5EL1 1SC8	1							Gray Ultra Light Sensor
27	55314 704AC	1							AIR BAG, Passenger
28									GRILLE, Instrument Panel Demister
	5DS1 8SC8	1							Paint as Required, Right
	5DS1 9SC8	1							Paint as Required, Left
29									MOLDING, Glove Box
	5511 5123	1							Burl
	55116 345AA	1							Maple With [ARV]
30									DOOR, Glove Box
	5DW8 4SAZ	1							Agate
	5DW8 4SC8	1							Gray
	5DW8 4TT6	1							Spice/Saddle
	5FZ64 1AZAA	1							Agate (TSI)
-31	KK41 SC8	1							BEZEL, Glove Box, [P.A.R.]
-32	5511 5327	1							STRIKER, Glove Box Door Latch
-33	4524 343	2							BUMPER, Glove Box Door
-34	4565 022	1							SWITCH AND LAMP, Glove Box
-35	5511 5326	1							HINGE, Glovebox
36	6032 723	2							SCREW, Self Tapping, M4.2x1.69x19.05
37	6101 786	4							SCREW, Self Tapping, M6x1x15
38	5600 7364	1							KNOB AND ELEMENT, Cigar Lighter
-39	4685 451	1							BASE, Cigar Lighter
-40	4685 371AB	1							LAMP, Cigar Lighter
41									LATCH, Glovebox Door
	5DW8 6SAZ	1							Agate
	5DW8 6SC8	1							Gray
	5DW8 6TT6	1							Spice

JEEP GRAND CHEROKEE (ZJ)

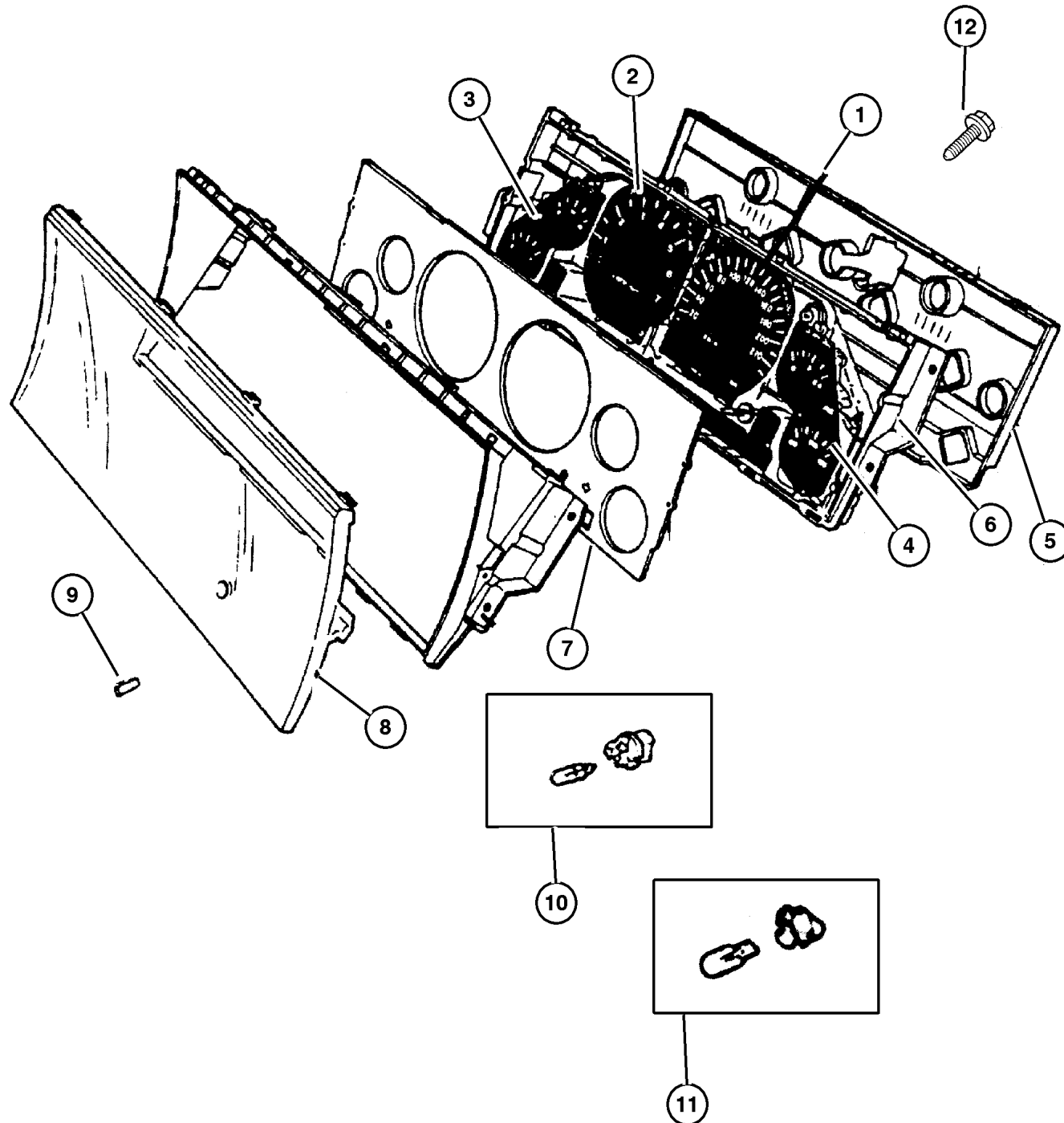
SERIES	LINE	BODY	ENGINE	TRANSMISSION
L = Low Line	J = 4WD T = 2WD	74 = 4 Door	ERH, ER0 = 4.0L Power Tech I-6. ELF, EL0 = 5.2L V8 MPI EML, EM0 = 5.9L V8 MPI	DGW = 4 Speed Auto. 44RE DGK = 4 Speed Auto. 42RE DGT = 4 Speed Auto. 46RE DGO = All Speed Auto.

AR = Use as required - = Non illustrated part # = New this model year

October 20, 2004



**Instrument Cluster
Figure 08A-230**



ITEM	PART NUMBER	QTY	LINE	SERIES	BODY	ENGINE	TRANS	TRIM	DESCRIPTION
Case components, are serviced in the Circuit Board Assembly									
Mask 1 is located above gauges Mask 2 is located on the face/front of the cluster									
1	4798 828	1							GAUGE, Speedometer Miles
	4798 829	1							Kilo
2	4798 832	1							GAUGE, Tachometer
3	4798 837	1							GAUGE, Fuel And Volt With Fuel Graphic
	4798 838	1							Without Fuel Graphic
4	4798 834	1							GAUGE, Temperature And Oil Federal
	4798 835	1							Canada
5									CASE, Cluster, Serviced in Printed Circuit Board, (NOT SERVICED) (Not Serviced)
6	4874 997	1							BOARD, Circuit [MPH]
	4875 000	1							[KPH]
7	4798 823	1							MASK, Instrument Cluster Inner
	4798 824	1							Outer
8	4798 826	1							LENS, Cluster
9	4638 220	1							KNOB, Odometer Reset
10	4798 827	9							LAMP, Bulb And Socket
11	L00P C194	7							LAMP, Bulb And Socket
12	4798 995	24							SCREW, Gauge Mounting
-13	4897 987AA	1							LENS, Telltale [MPH]
	4897 989AA	1							[KPH]

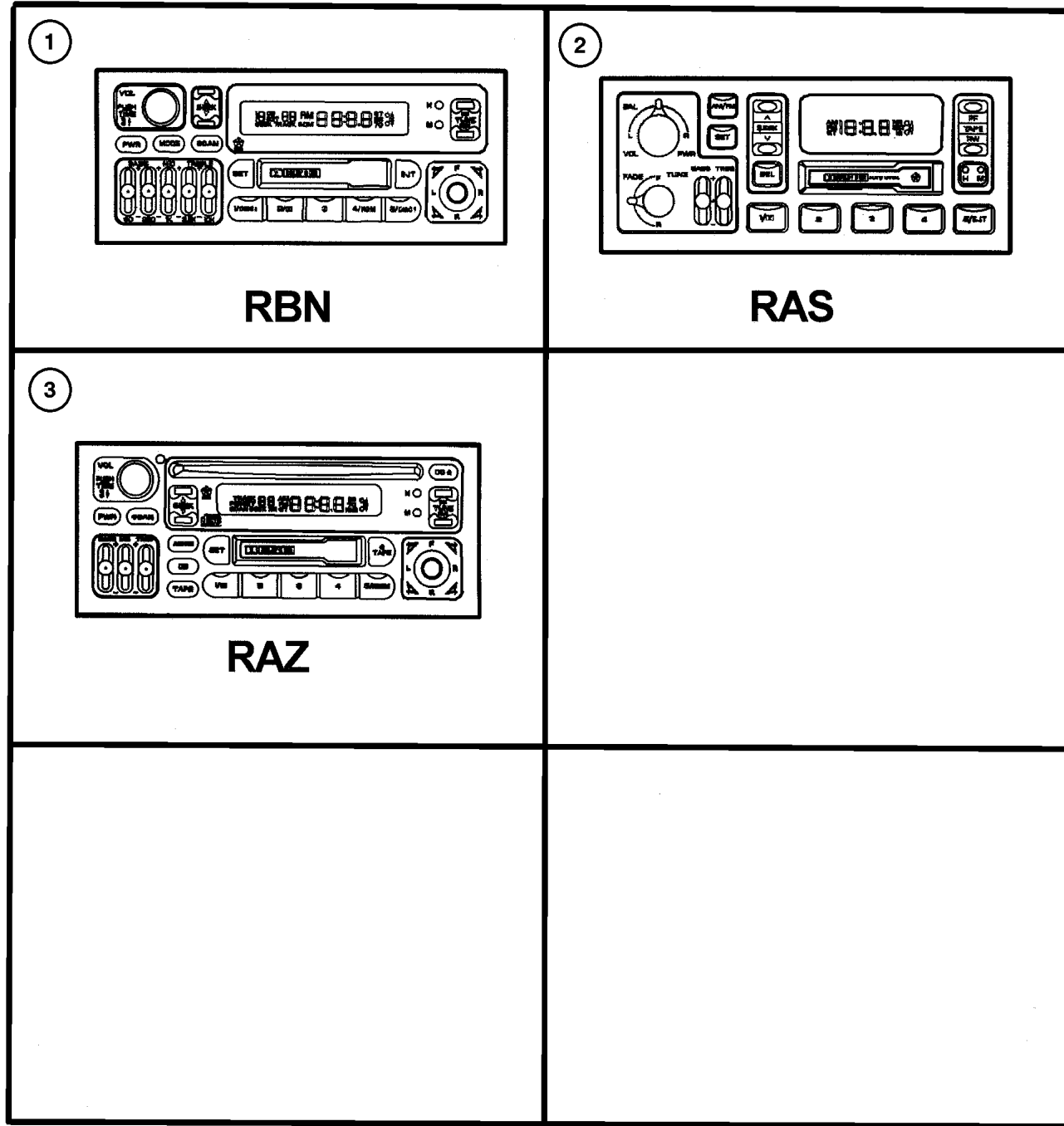
JEEP GRAND CHEROKEE (ZJ)

SERIES	LINE	BODY	ENGINE	TRANSMISSION
L = Low Line	J = 4WD T = 2WD	74 = 4 Door	ERH, ER0 = 4.0L Power Tech I-6. ELF, EL0 = 5.2L V8 MPI EML, EM0 = 5.9L V8 MPI	DGW = 4 Speed Auto. 44RE DGK = 4 Speed Auto. 42RE DGT = 4 Speed Auto. 46RE DGO = All Speed Auto.

AR = Use as required - = Non illustrated part # = New this model year

October 20, 2004

Radio
Figure 08A-310



ITEM	PART NUMBER	QTY	LINE	SERIES	BODY	ENGINE	TRANS	TRIM	DESCRIPTION
------	-------------	-----	------	--------	------	--------	-------	------	-------------

RAS=AM/FM Cassette
 RAZ=AM/FM w/CD & Cassette
 RBR=AM/FM w/CD & Equalizer
 RBN=AM/FM Cassette w/Control
 RBA=AM/FM w/CD

1	4704 386AB	1							RADIO, AM/FM Cassette with CD Control, RBN
2	4858 556	1							RADIO, AM/FM Cassette, RAS
3	4704 383AB	1							RADIO, AM/FM with CD and Cassette, RAZ
-4	5600 7524	1							STRAP, Ground

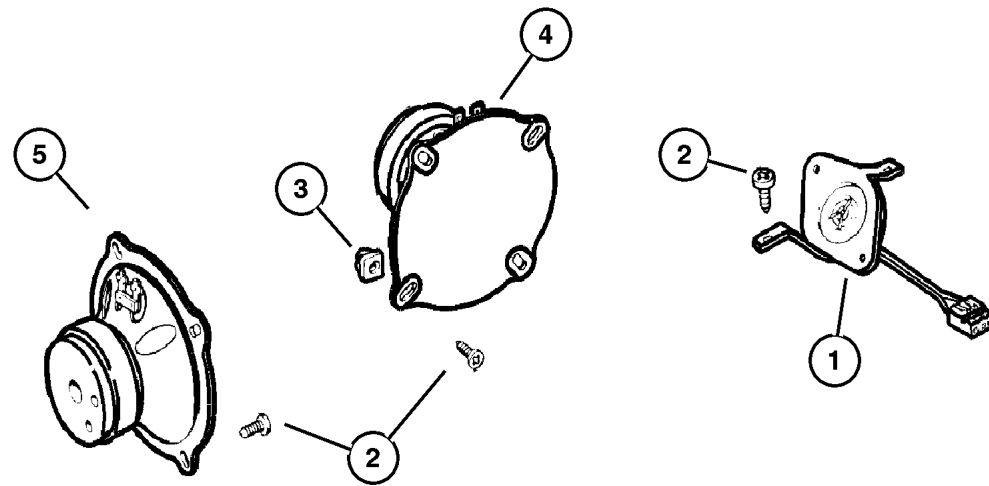
JEEP GRAND CHEROKEE (ZJ)

SERIES	LINE	BODY	ENGINE	TRANSMISSION
L = Low Line	J = 4WD T = 2WD	74 = 4 Door	ERH, ER0 = 4.0L Power Tech I-6. ELF, EL0 = 5.2L V8 MPI EML, EM0 = 5.9L V8 MPI	DGW = 4 Speed Auto. 44RE DGK = 4 Speed Auto. 42RE DGT = 4 Speed Auto. 46RE DGO = All Speed Auto.

AR = Use as required - = Non illustrated part # = New this model year

October 20, 2004

Speakers Figure 08A-315



ITEM	PART NUMBER	QTY	LINE	SERIES	BODY	ENGINE	TRANS	TRIM	DESCRIPTION
NOTE: ZJ uses "Chrysler" Radio									
RAS=AM/FM Cassette									
RAZ=AM/FM w/CD & Cassette									
RBR=AM/FM w/CD & Equalizer									
RBN=AM/FM Cassette w/Control									
RBA=AM/FM w/CD									
1	5604 2100	2							SPEAKER, Instrument Panel, (RCG) (RCM)
2	6032 723	8							SCREW, Self Tapping, M4.2x1.69x19.05
3	6031 138	AR							NUT
4	56038 548AA	2							SPEAKER, Door With RCD, Front Door
	56008 731AC	2							With RCG RCM
5	56009 340AC	2							SPEAKER, Door [RCG], Rear Door
	56008 731AC	2							[RCM]
-6	PH92 SAZ	1							GRILLE, Speaker Agate, Right Front Door
	PH92 SC3	1							Mist Gray, Right Front Door
	PH92 ST6	1							Tan, Right Front Door
	PH93 SAZ	1							Agate, Left Front Door
	PH93 SC3	1							Mist Gray, Left Front Door
	PH93 ST6	1							Tan, Left Front Door
-7	5521 6704	1							NAMEPLATE, Speaker Grille
-8	5600 7499	1							AMPLIFIER, Radio [RCG]
	5604 2266	1							[RCM]
-9	5604 2347	1							BRACKET, Audio Equipment, Amplifier mounting

JEEP GRAND CHEROKEE (ZJ)

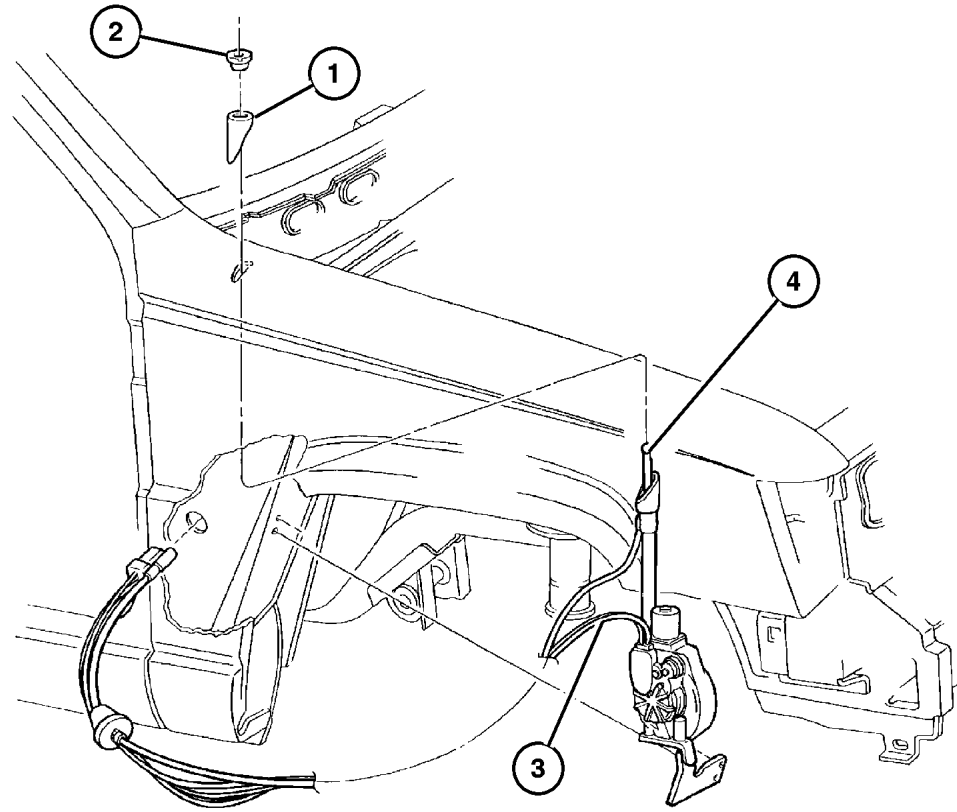
SERIES	LINE	BODY	ENGINE	TRANSMISSION
L = Low Line	J = 4WD T = 2WD	74 = 4 Door	ERH, ER0 = 4.0L Power Tech I-6. ELF, EL0 = 5.2L V8 MPI EML, EM0 = 5.9L V8 MPI	DGW = 4 Speed Auto. 44RE DGK = 4 Speed Auto. 42RE DGT = 4 Speed Auto. 46RE DG0 = All Speed Auto.

AR = Use as required - = Non illustrated part # = New this model year

October 20, 2004

Antenna Figure 08A-340

ITEM	PART NUMBER	QTY	LINE	SERIES	BODY	ENGINE	TRANS	TRIM	DESCRIPTION
1	5600 7173	1							BASE, Antenna
2	5600 6828	1							CAP NUT, Antenna
3	5600 7363	1							BODY AND CABLE, Antenna
4	56038 500AB	1							MAST, Antenna

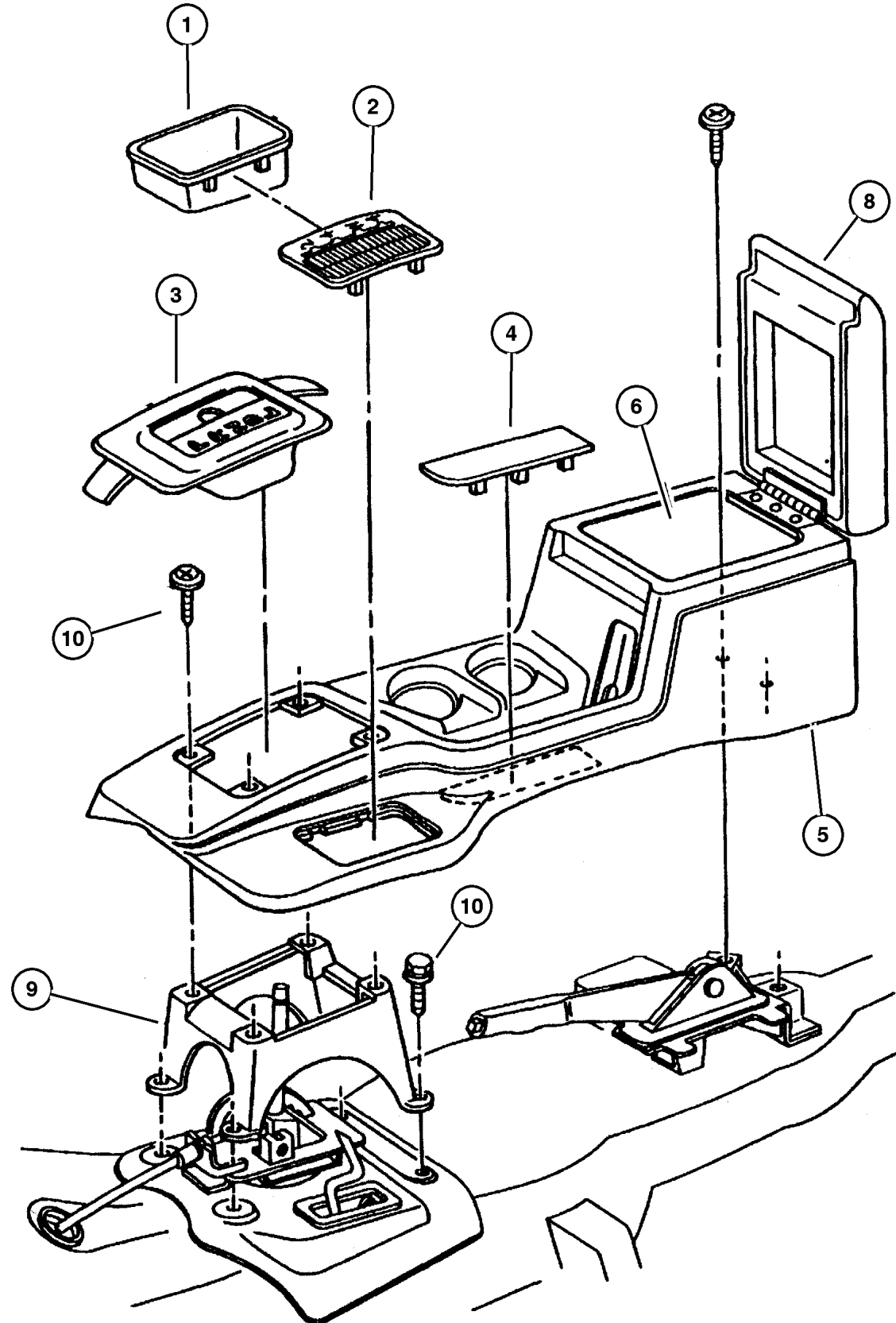


JEEP GRAND CHEROKEE (ZJ)				
SERIES	LINE	BODY	ENGINE	TRANSMISSION
L = Low Line	J = 4WD T = 2WD	74 = 4 Door	ERH, ER0 = 4.0L Power Tech I-6. ELF, EL0 = 5.2L V8 MPI EML, EM0 = 5.9L V8 MPI	DGW = 4 Speed Auto. 44RE DGK = 4 Speed Auto. 42RE DGT = 4 Speed Auto. 46RE DG0 = All Speed Auto.

AR = Use as required - = Non illustrated part # = New this model year

October 20, 2004

Floor Console
Figure 08A-440



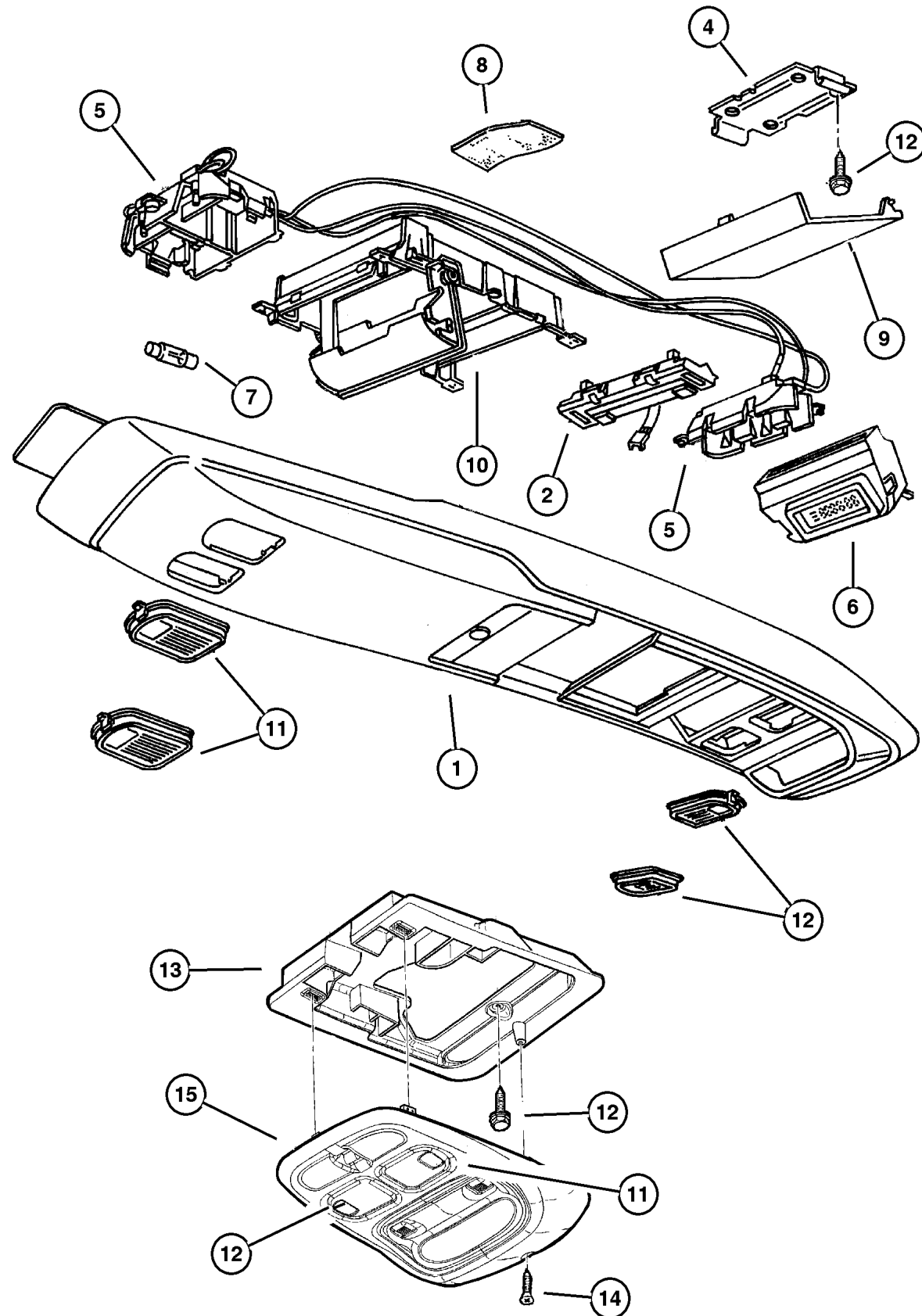
ITEM	PART NUMBER	QTY	LINE	SERIES	BODY	ENGINE	TRANS	TRIM	DESCRIPTION
1	5503 0314	1	T						COVER, Transfer Case Lever Hole, Control Shift Lever Hole w/2WD
2	5511 5772	1	J						BEZEL, Transfer Case 242 Transfer Case
	5511 5773	1	J						249 Transfer Case
3	5511 6071	1							BEZEL, Floor Console, Shift Bezel
4	5EP1 4SAZ	1							BEZEL, Park Brake Opening Agate
	5EP1 4SC3	1							Mist Gray
	5EP1 4ST6	1							Tan
5	5DY0 5SAZ	1							CONSOLE, Floor Agate
	5DY0 5SC3	1							Mist Gray
	5DY0 5ST6	1							Tan
6	5511 5230	1							BIN, Floor Console, Full Floor Console
-7	6032 838	3							CLIP, .500x.417x.500
8	5DT4 6SAZ	1							LID, Floor Console Bin Agate
	5DT4 6SC3	1							Mist Gray
	5DT4 6ST6	1							Tan
9	5511 6124	1							BRACKET, Floor Pan
10									SCREW, .190-16 X .750, (NOT SERVICED) (Not Serviced)
-11	5529 5725	1	J						COVER, Gearshift
	5529 5731	1	T						

JEEP GRAND CHEROKEE (ZJ)
 SERIES LINE BODY ENGINE TRANSMISSION
 L = Low Line J = 4WD 74 = 4 Door ERH, ER0 = 4.0L Power Tech I-6. DGW = 4 Speed Auto. 44RE
 ELF, EL0 = 5.2L V8 MPI DGK = 4 Speed Auto. 42RE
 EML, EM0 = 5.9L V8 MPI DGT = 4 Speed Auto. 46RE
 DG0 = All Speed Auto.

AR = Use as required - = Non illustrated part # = New this model year

October 20, 2004

Overhead Console, Figure 08A-460



ITEM	PART NUMBER	QTY	LINE	SERIES	BODY	ENGINE	TRANS	TRIM	DESCRIPTION
NOTES: Refer to Serviced Manual for Calibrating Module.									
1	PL85 SAZ	1							HOUSING, Overhead Console Agate
	PL85 SC1	1							Mist Gray
	PL85 ST6	1							Spice
2	4565 031	2							SWITCH, Overhead Console Lamp
-3	4773 572	1							RETAINER, Overhead Console Switch, Switch Mini Console
4	5503 3850	1							BRACKET, Overhead Console
5	4863 981	1							WIRING, Overhead Console With Mini Console
	4863 982	1							
6	5604 2177	1							MODULE, Compass Temperature
7	L002 1202	2							BULB, 212-2
8	4798 405	1							ADAPTER, Garage Door Button
9	4761 965	1							DOOR, Garage Door Opener
10	4761 436	1							HOUSING AND DOOR, Overhead Console, Sunglass
11	5268 175	1							LENS, Reading Lamp Right Rear
	5268 176	1							Left Rear
12	5268 175	1							LENS, Reading Lamp Left Front
	5268 176	1							Right Front
13	5519 6518	1							BRACKET, Overhead Console, Mini Console
14									SCREW, (NOT SERVICED) (Not Serviced)
15	LE65 SAZ	1							HOUSING, Overhead Console, Mini Console (P.A.R.) ***
-16	4773 571	1							BEZEL, Overhead Console, Display Lens
-17	4773 573	2							CLIP, Console

JEEP GRAND CHEROKEE (ZJ)

SERIES	LINE	BODY	ENGINE	TRANSMISSION
L = Low Line	J = 4WD T = 2WD	74 = 4 Door	ERH, ER0 = 4.0L Power Tech I-6. ELF, EL0 = 5.2L V8 MPI EML, EM0 = 5.9L V8 MPI	DGW = 4 Speed Auto. 44RE DGK = 4 Speed Auto. 42RE DGT = 4 Speed Auto. 46RE DGO = All Speed Auto.

AR = Use as required - = Non illustrated part # = New this model year

October 20, 2004

Group – 009

Engine Mounting

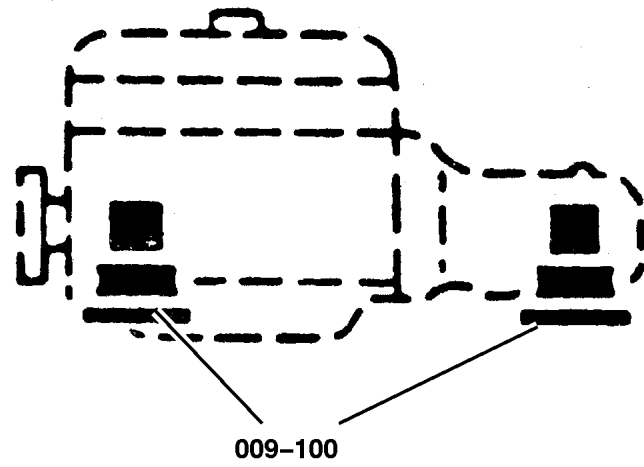
GROUP 9 - Engine Mounting

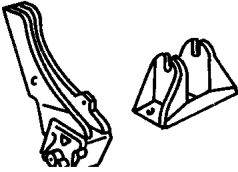
Illustration Title

Group-Fig. No.

Engine Mounting

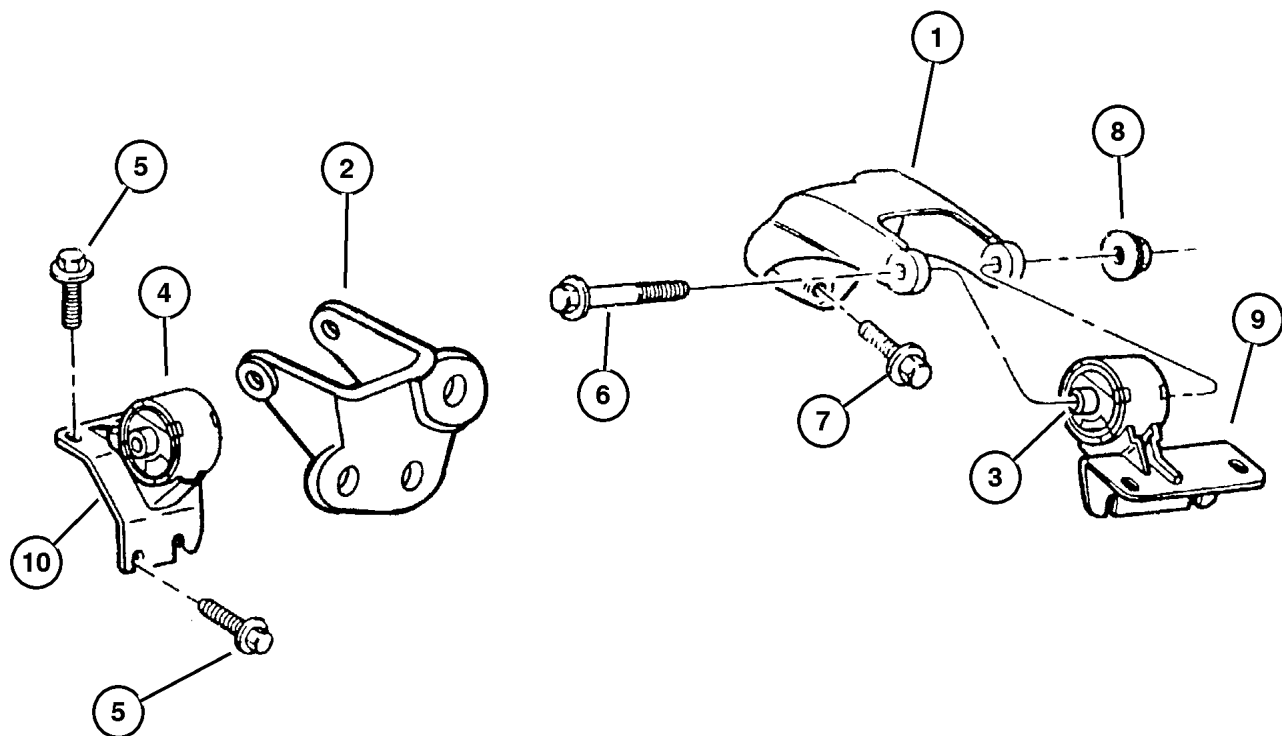
Engine Mounting, Front 4.0L (ERH) Engine	Fig. 009-110
Engine Mounting, Rear 4.0L (ERH) Engine	Fig. 009-120
Engine Mounting, Front 5.2L (ELF) Engine	Fig. 009-130
Engine Mounting, Rear 5.2L (ELF) Engine	Fig. 009-140
Engine Mounting, Front 5.9L (EML) Engine	Fig. 009-150
Engine Mounting, Rear 5.9L (EML) Engine	Fig. 009-160



<p>009-100 Engine Mounting</p> 			
---	--	--	--

**Engine Mounting, Front 4.0L (ERH) Engine
Figure 009-110**

ITEM	PART NUMBER	QTY	LINE	SERIES	BODY	ENGINE	TRANS	TRIM	DESCRIPTION
1	5201 7829	1				ER0			BRACKET, Engine Mount, Left
2	5201 7851	1				ER0			BRACKET, Engine Mount, Right
3	52058 503AB	1				ER0			INSULATOR, Engine Mount
4	5205 8502	1				ER0			INSULATOR, Engine Mount
5	6503 119	8				ER0			SCREW AND WASHER, Hex Head, M10x1.5x40
6	6504 553	2							SCREW, Oval Head, SCREW
7	6034 989	6				ER0			SCREW, Hex Head, .375-16x1.125
8	6502 697	2							NUT, Hex Flange Lock, M12x1.75
9	52058 503AB	1				ER0			INSULATOR, Engine Mount
10	5205 8502	1				ER0			INSULATOR, Engine Mount



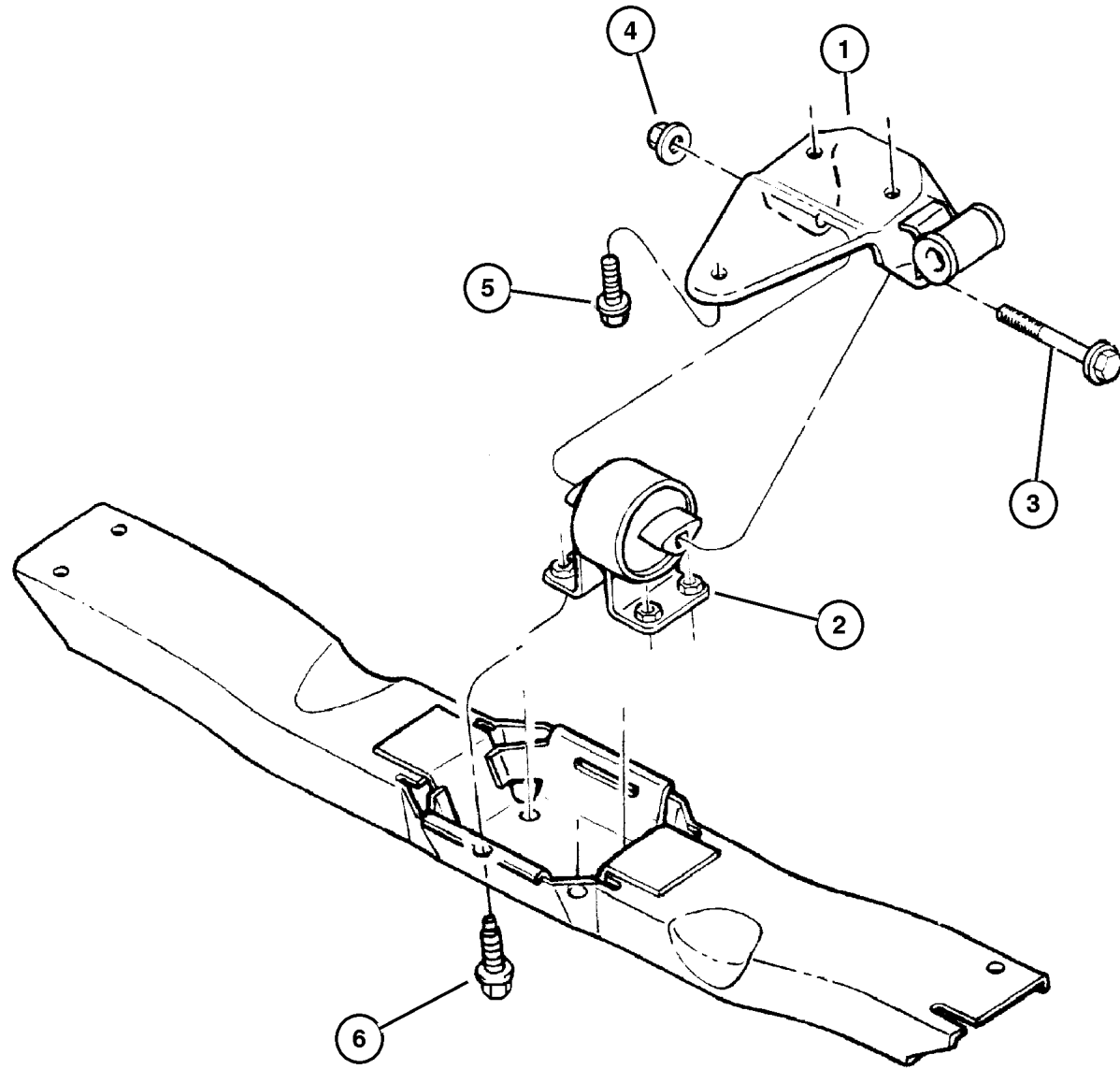
JEEP GRAND CHEROKEE (ZJ)

SERIES	LINE	BODY	ENGINE	TRANSMISSION
L = Low Line	J = 4WD T = 2WD	74 = 4 Door	ERH, ER0 = 4.0L Power Tech I-6. ELF, EL0 = 5.2L V8 MPI EML, EM0 = 5.9L V8 MPI	DGW = 4 Speed Auto. 44RE DGK = 4 Speed Auto. 42RE DGT = 4 Speed Auto. 46RE DG0 = All Speed Auto.

AR = Use as required - = Non illustrated part # = New this model year

October 20, 2004

**Engine Mounting, Rear 4.0L (ERH) Engine
Figure 009-120**



ITEM	PART NUMBER	QTY	LINE	SERIES	BODY	ENGINE	TRANS	TRIM	DESCRIPTION
1									BRACKET, Transmission Mount
	5201 9542	1	J			ER0	DGK		
	5205 8783	1	T			ER0	DGK		
2	5205 8485	1				ER0	DGK		SUPPORT, Transmission
3	6504 553	1							SCREW, Oval Head, SCREW
4	6502 697	1							NUT, Hex Flange Lock, M12x1.75
5	6033 358	3	T				DG0		SCREW AND WASHER, Hex Head Locking, .437-14x1.25
6									SCREW, M10x1.50x35.00, (NOT SERVICED) (Not Serviced)

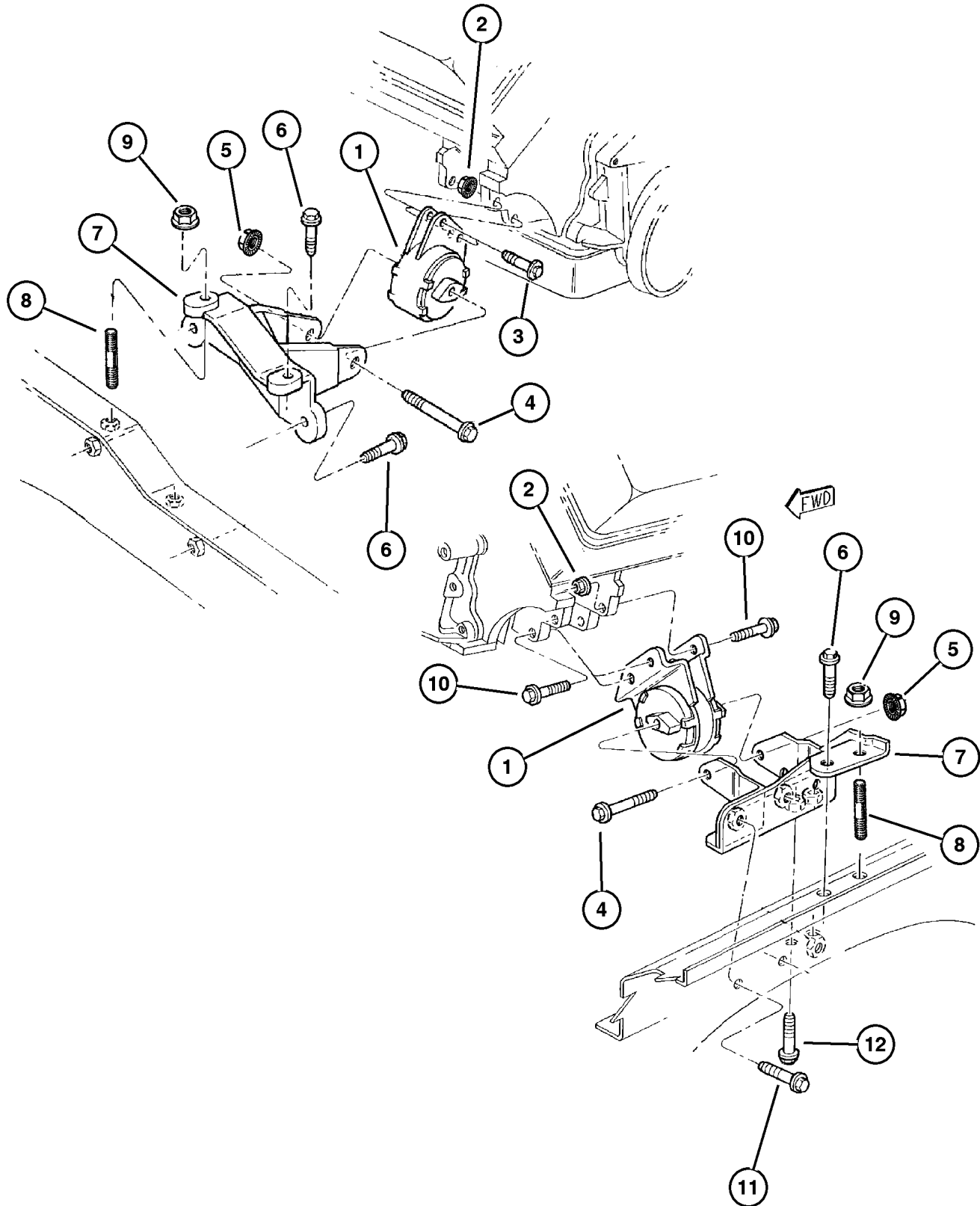
JEEP GRAND CHEROKEE (ZJ)				
SERIES	LINE	BODY	ENGINE	TRANSMISSION
L = Low Line	J = 4WD T = 2WD	74 = 4 Door	ERH, ER0 = 4.0L Power Tech I-6. ELF, EL0 = 5.2L V8 MPI EML, EM0 = 5.9L V8 MPI	DGW = 4 Speed Auto. 44RE DGK = 4 Speed Auto. 42RE DGT = 4 Speed Auto. 46RE DG0 = All Speed Auto.

AR = Use as required - = Non illustrated part # = New this model year

October 20, 2004

**Engine Mounting, Front 5.2L (ELF) Engine
Figure 009-130**

ITEM	PART NUMBER	QTY	LINE	SERIES	BODY	ENGINE	TRANS	TRIM	DESCRIPTION
1									INSULATOR, Engine Mount
	5205 8504	1				EL0, EM0			
	5205 8505	1				EL0			
2									NUT, 7/16x14, (NOT SERVICED) (Not Serviced)
3	6030 754	2				EL0, EM0			SCREW AND WASHER, Hex Head, .437-14x1.875 Grade 8
4	6504 553	2							SCREW, Oval Head, SCREW
5	6502 697	2							NUT, Hex Flange Lock, M12x1.75
6	6503 119	4				EL0, EM0			SCREW AND WASHER, Hex Head, M10x1.5x40
7									BRACKET, Sill
	5205 8009	1				EL0, EM0			Left
	5205 8014	1				EL0, EM0			Right
8	6504 794AA	2				EL0, EM0			STUD, Double Ended, M10x1.5x59
9	6101 448	2				EL0, EM0			NUT AND WASHER, Hex Nut-Coned Washer, M10 x 1.5
10	6030 713	3				EL0, EM0			SCREW AND WASHER, Hex Head, .437-14x1.625 Grade 8
11	6502 560	2				EL0, EM0			BOLT, Hex Flange Pilot Point, M12x1.75 x 95
12	6502 557	2							BOLT, Hex Flange Head, M12x1. 75x40



JEEP GRAND CHEROKEE (ZJ)

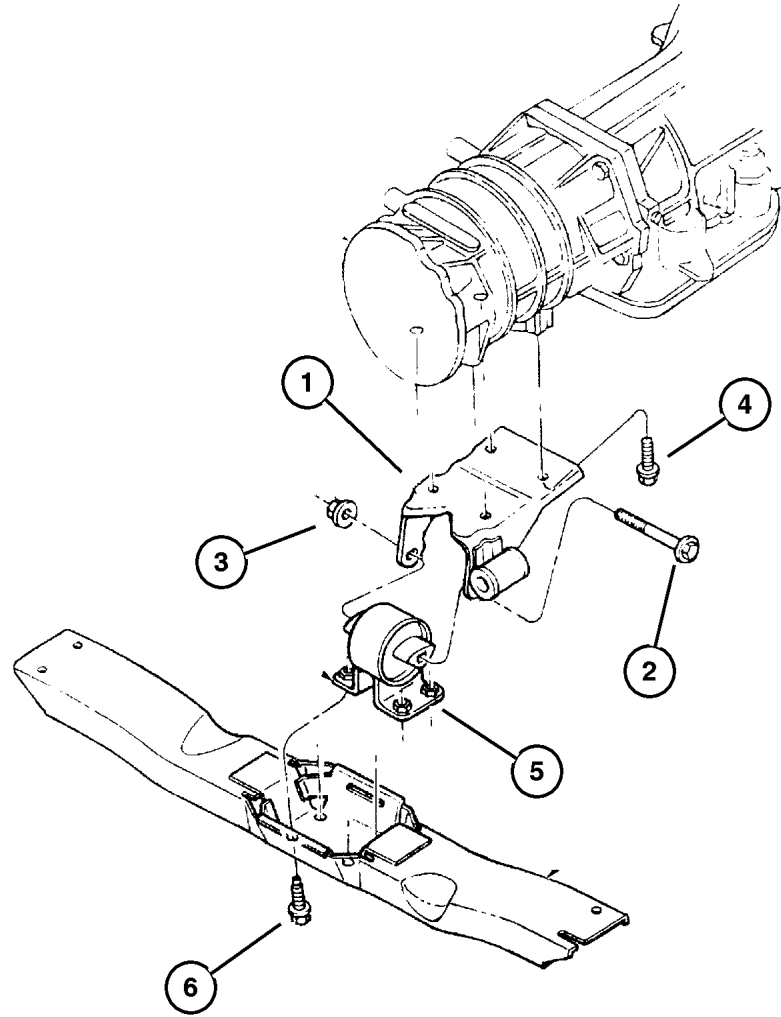
SERIES	LINE	BODY	ENGINE	TRANSMISSION
L = Low Line	J = 4WD T = 2WD	74 = 4 Door	ERH, ER0 = 4.0L Power Tech I-6. ELF, EL0 = 5.2L V8 MPI EML, EM0 = 5.9L V8 MPI	DGW = 4 Speed Auto. 44RE DGK = 4 Speed Auto. 42RE DGT = 4 Speed Auto. 46RE DGO = All Speed Auto.

AR = Use as required - = Non illustrated part # = New this model year

October 20, 2004

**Engine Mounting, Rear 5.2L (ELF) Engine
Figure 009-140**

ITEM	PART NUMBER	QTY	LINE	SERIES	BODY	ENGINE	TRANS	TRIM	DESCRIPTION
1	5205 8784	1	J			EL0, EMO	DGW		BRACKET, Transmission Mount
2	6504 553	1							SCREW, Oval Head, SCREW
3	6502 697	1							NUT, Hex Flange Lock, M12x1.75
4	6033 358	4	J			EL0, EMO	DGW		SCREW AND WASHER, Hex Head Locking, .437-14x1.25
5	5205 8488	1	J			EL0, EMO	DGW		SUPPORT, Transmission
6									SCREW, M10x1.50x35.00, (NOT SERVICED) (Not Serviced)



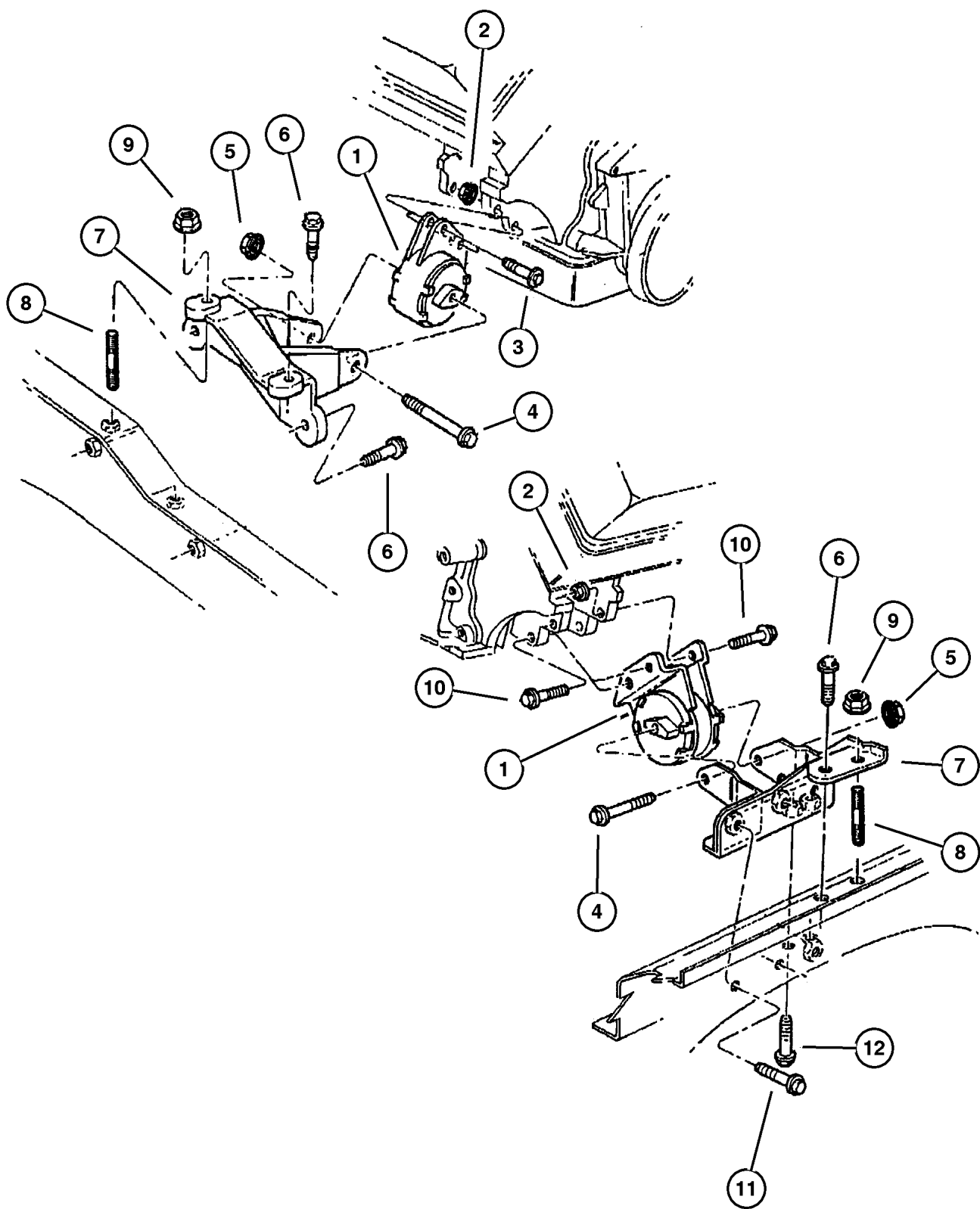
JEEP GRAND CHEROKEE (ZJ)				
SERIES	LINE	BODY	ENGINE	TRANSMISSION
L = Low Line	J = 4WD T = 2WD	74 = 4 Door	ERH, ER0 = 4.0L Power Tech I-6. ELF, EL0 = 5.2L V8 MPI EML, EMO = 5.9L V8 MPI	DGW = 4 Speed Auto. 44RE DGK = 4 Speed Auto. 42RE DGT = 4 Speed Auto. 46RE DG0 = All Speed Auto.

AR = Use as required - = Non illustrated part # = New this model year

October 20, 2004

**Engine Mounting, Front 5.9L (EML) Engine
Figure 009-150**

ITEM	PART NUMBER	QTY	LINE	SERIES	BODY	ENGINE	TRANS	TRIM	DESCRIPTION
1									INSULATOR, Engine Mount
	5205 8504	1				EL0, EM0			Right
	5205 9219	1				EM0			Left
2									NUT, 7/16x14, (NOT SERVICED) (Not Serviced)
3	6030 754	2				EL0, EM0			SCREW AND WASHER, Hex Head, .437-14x1.875 Grade 8
4	6504 553	2							SCREW, Oval Head, SCREW
5	6502 697	2							NUT, Hex Flange Lock, M12x1.75
6	6503 119	4				EL0, EM0			SCREW AND WASHER, Hex Head, M10x1.5x40
7									BRACKET, Sill
	5205 8009	1				EL0, EM0			Left
	5205 8014	1				EL0, EM0			Right
8	6504 794AA	2				EL0, EM0			STUD, Double Ended, M10x1.5x59
9	6101 448	2				EL0, EM0			NUT AND WASHER, Hex Nut-Coned Washer, M10 x 1.5
10	6030 713	3				EL0, EM0			SCREW AND WASHER, Hex Head, .437-14x1.625 Grade 8
11	6502 560	2				EL0, EM0			BOLT, Hex Flange Pilot Point, M12x1.75 x 95
12	6502 557	2							BOLT, Hex Flange Head, M12x1. 75x40



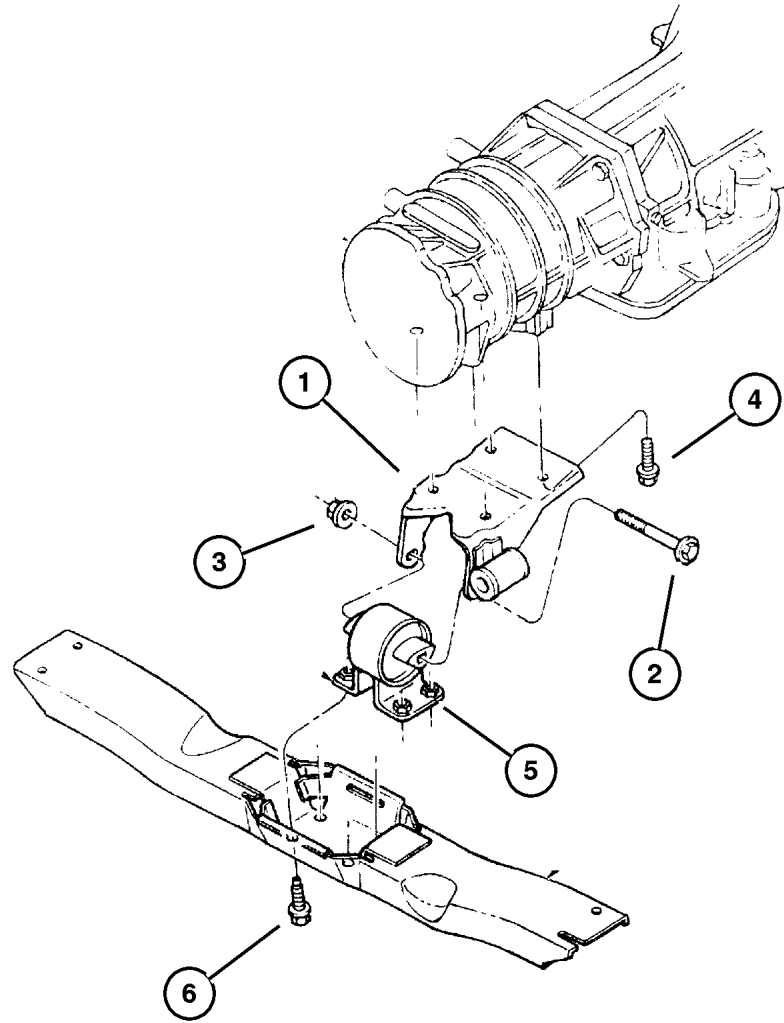
JEEP GRAND CHEROKEE (ZJ)

SERIES	LINE	BODY	ENGINE	TRANSMISSION
L = Low Line	J = 4WD T = 2WD	74 = 4 Door	ERH, ER0 = 4.0L Power Tech I-6. ELF, EL0 = 5.2L V8 MPI EML, EM0 = 5.9L V8 MPI	DGW = 4 Speed Auto. 44RE DGK = 4 Speed Auto. 42RE DGT = 4 Speed Auto. 46RE DGO = All Speed Auto.

AR = Use as required - = Non illustrated part # = New this model year

October 20, 2004

**Engine Mounting, Rear 5.9L (EML) Engine
Figure 009-160**



ITEM	PART NUMBER	QTY	LINE	SERIES	BODY	ENGINE	TRANS	TRIM	DESCRIPTION
1	5205 8784	1	J			EL0, EMO	DGW		BRACKET, Transmission Mount
2	6504 553	1							SCREW, Oval Head, SCREW
3	6502 697	1							NUT, Hex Flange Lock, M12x1.75
4									SCREW AND WASHER, Hex Head Locking, .437-14x1.25
	6033 358	4	J			EL0, EMO	DGW		
		4	J			ER0	DGK		
5	5205 8488	1	J			EL0, EMO	DGW		SUPPORT, Transmission
6									SCREW, M10x1.50x35.00, (NOT SERVICED) (Not Serviced)

JEEP GRAND CHEROKEE (ZJ)

SERIES	LINE	BODY	ENGINE	TRANSMISSION
L = Low Line	J = 4WD T = 2WD	74 = 4 Door	ERH, ER0 = 4.0L Power Tech I-6. ELF, EL0 = 5.2L V8 MPI EML, EMO = 5.9L V8 MPI	DGW = 4 Speed Auto. 44RE DGK = 4 Speed Auto. 42RE DGT = 4 Speed Auto. 46RE DG0 = All Speed Auto.

AR = Use as required - = Non illustrated part # = New this model year

October 20, 2004

Group – 4.0L

Engine 4.0L Six Cylinder

GROUP 4.0L - Engine 4.0L Six Cylinder

Illustration Title

Group-Fig. No.

Cylinder Head

Cylinder Head 4.0L (ERH) Engine Fig. 4.0L-210

Cylinder Block

Cylinder Block 4.0L (ERH) Engine Fig. 4.0L-310

Crankshaft, Piston and Torque Converter

Crankshaft, Piston and Torque Converter 4.0L (ERH) Engine Fig. 4.0L-410

Camshafts & Valves

Camshaft and Valves 4.0L (ERH) Engine Fig. 4.0L-510

Timing Belt and Cover

Timing Gear and Cover 4.0L (ERH) Engine Fig. 4.0L-610

Engine Oiling

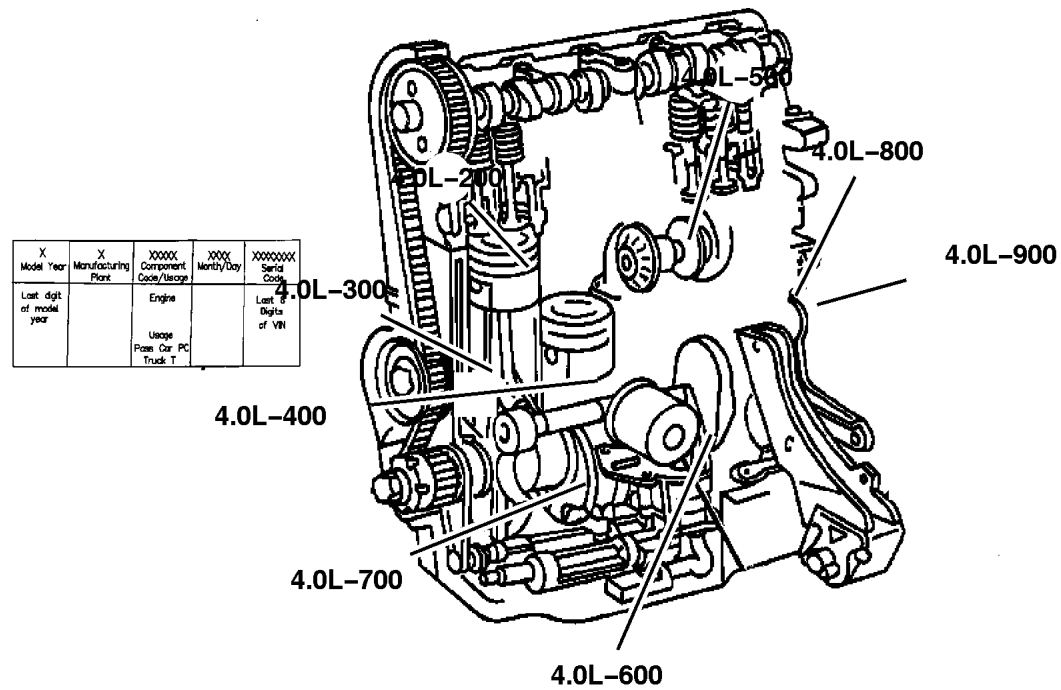
Engine Oiling 4.0L (ERH) Engine Fig. 4.0L-710

Manifolds

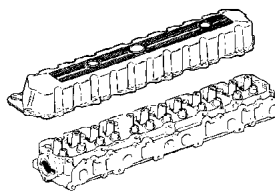
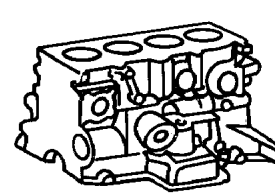

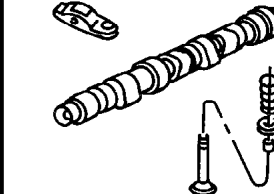
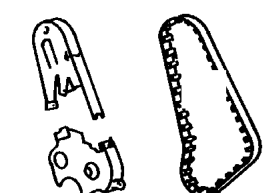

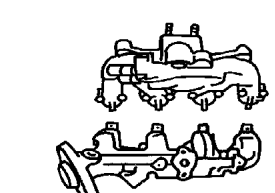
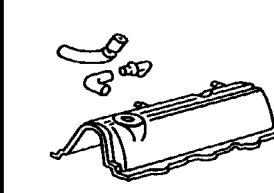
Manifold, Intake and Exhaust 4.0L (ERH) Engine Fig. 4.0L-810

Crankcase Ventilation

Crankcase Ventilation 4.0L (ERH) Engine Fig. 4.0L-910

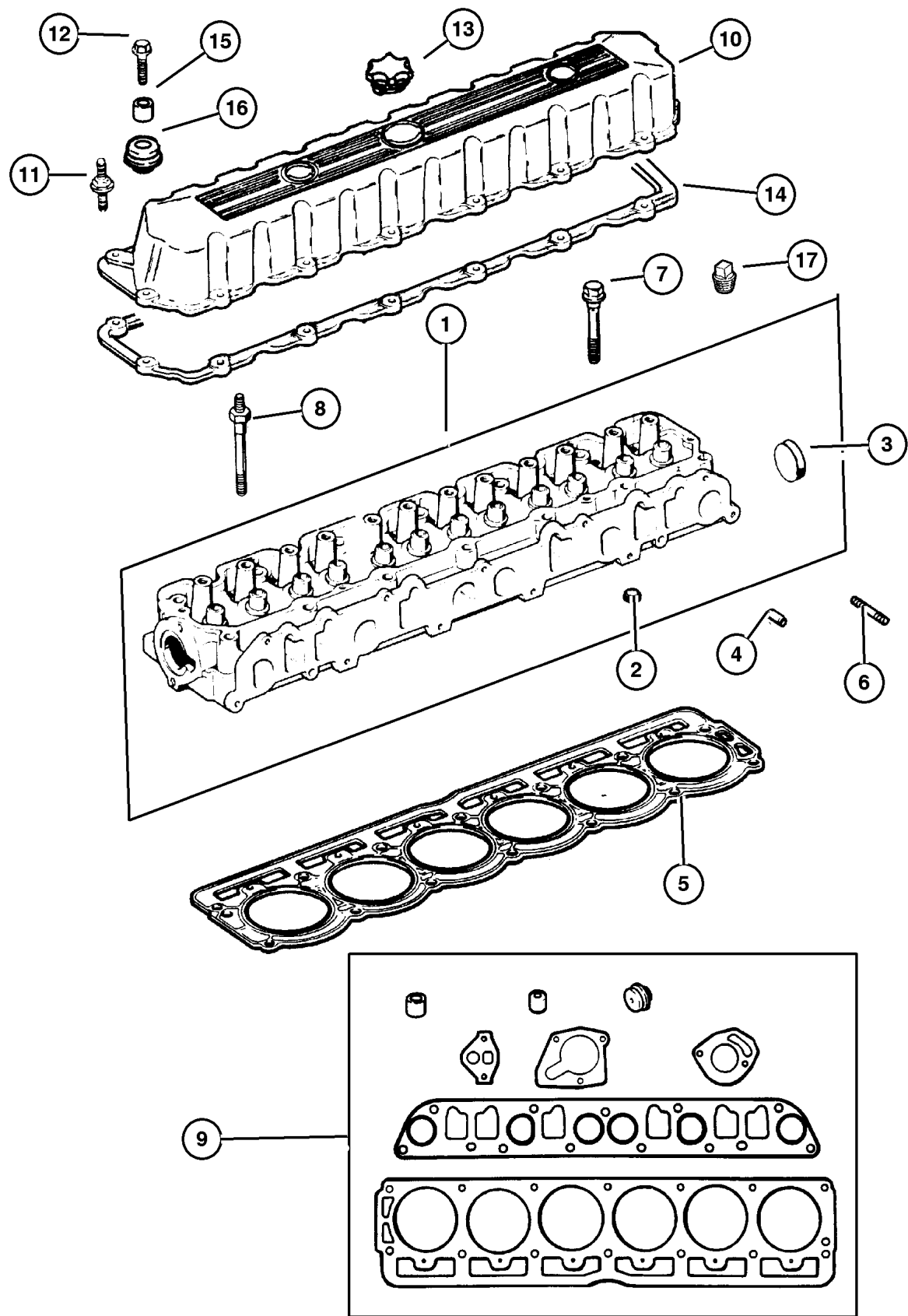


X	X	XXXXX	XXXX	XXXXXXXX
Model Year	Manufacturing Plant	Component Code/Usage	Month/Day	Serial Code
Last digit of model year		Engine		Last Digit of VIN
		Usage Pass Car PC Truck T		

4.0L-200 Cylinder Head 	4.0L-300 Cylinder Block 	4.0L-400 Crankshaft, Piston and Torque Converter 	4.0L-500 Camshafts & Valves 
4.0L-600 Timing Belt and Cover 	4.0L-700 Engine Oiling 	4.0L-800 Manifolds 	4.0L-900 Crankcase Ventilation 

**Cylinder Head 4.0L (ERH) Engine
Figure 4.0L-210**

ITEM	PART NUMBER	QTY	LINE	SERIES	BODY	ENGINE	TRANS	TRIM	DESCRIPTION
1	5302 0622	1				ER0			HEAD, Cylinder
2	J400 7434	4				ER0			PLUG, Cylinder Block Oil Hole
3	J310 5394	1				ER0			PLUG, Cylinder Block Oil Hole
4	J317 2318	2				ER0			DOWEL, Cylinder Head To Intake
5	5302 0754	1				ER0			GASKET, Cylinder Head
6	5301 0165	2				ER0			STUD, .375-16/.375-24x1.75
7	6035 514	5				ER0			BOLT, Cylinder Head w/o Dome Head, .500-13-3.750
	6035 515	2				ER0			w/Dome Head, .500-13-3.750
8	6035 516	7				ER0			STUD, Double Ended, .50-13/.437-14x6.00
9	4636 982	1				ER0	DG0		GASKET PACKAGE, Engine Upper
10	5302 0323	1				ER0			COVER, Cylinder Head
11	6035 968AA	7				ER0			STUD, .250-20x2.00
12	6035 566	8				ER0			BOLT, Hex Flange Head, .250-20x1.00
13	4777 536	1				ER0			CAP, Oil Filler
14	53020 758AB	1				ER0			GASKET, Valve Cover
15	5302 0598	15				ER0			SLEEVE, Torque Limiter
16	5301 0424	15				ER0			GROMMET, Insulator
17	6035 687	1				ER0			PLUG, Pipe, .125-27x3.50



JEEP GRAND CHEROKEE (ZJ)

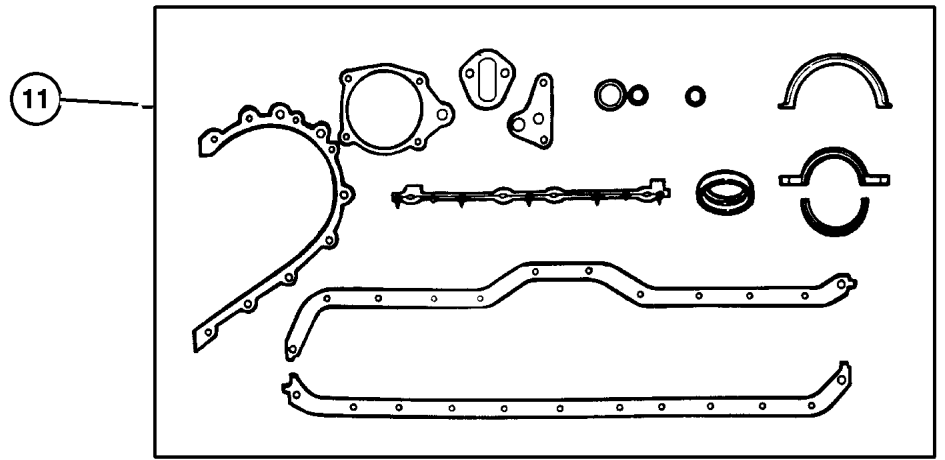
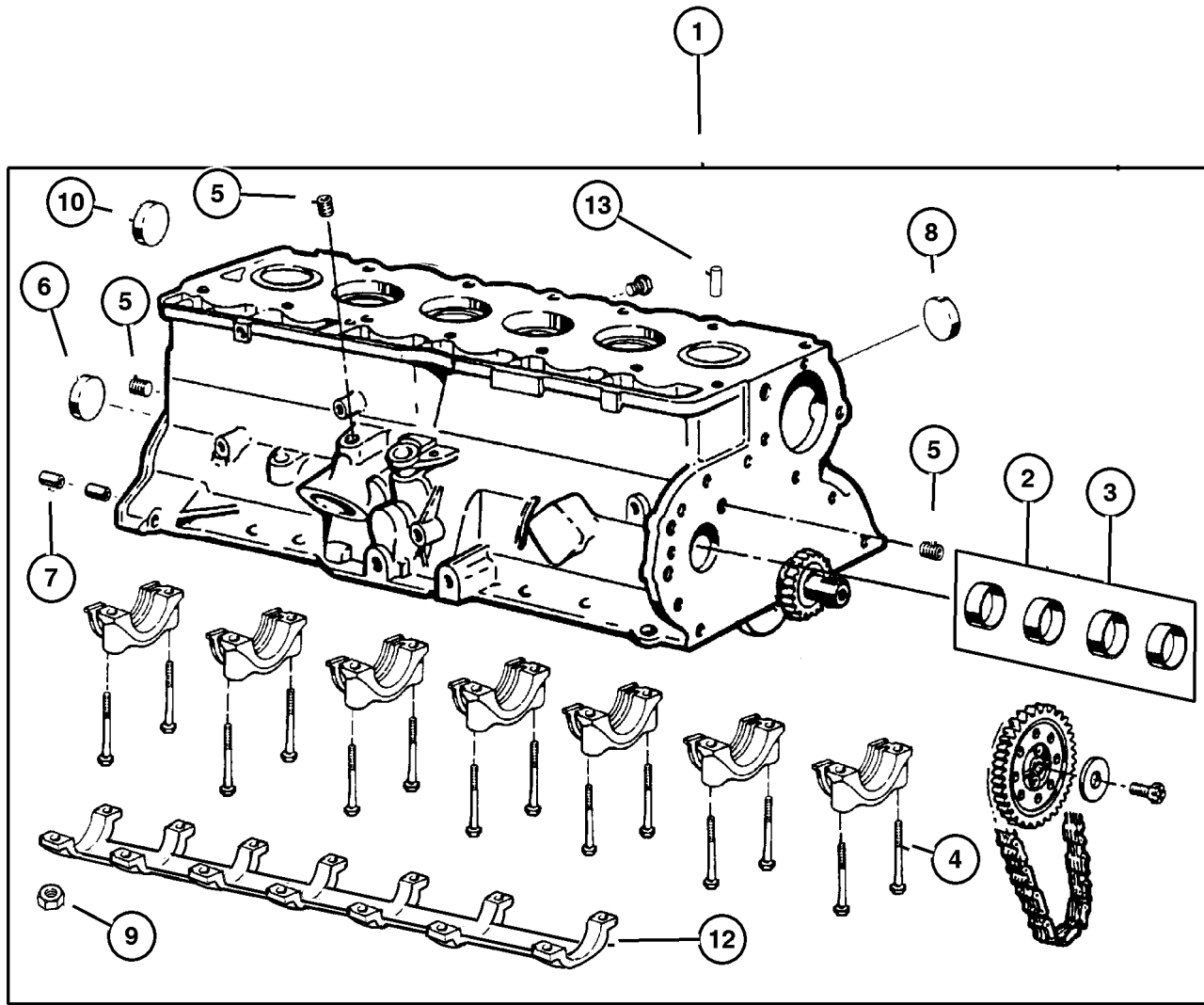
SERIES	LINE	BODY	ENGINE	TRANSMISSION
L = Low Line	J = 4WD T = 2WD	74 = 4 Door	ERH, ER0 = 4.0L Power Tech I-6. ELF, EL0 = 5.2L V8 MPI EML, EM0 = 5.9L V8 MPI	DGW = 4 Speed Auto. 44RE DGK = 4 Speed Auto. 42RE DGT = 4 Speed Auto. 46RE DG0 = All Speed Auto.

AR = Use as required - = Non illustrated part # = New this model year

October 20, 2004

**Cylinder Block 4.0L (ERH) Engine
Figure 4.0L-310**

ITEM	PART NUMBER	QTY	LINE	SERIES	BODY	ENGINE	TRANS	TRIM	DESCRIPTION
1	4883 025	1				ER0			BLOCK, Short
2	J320 5711	1				ER0			BEARING KIT, Camshaft, Standard
3	J320 8985	1				ER0			BEARING KIT, Camshaft, .010 Oversize
4	6035 207	14				ER0			STUD, .500-13/.375-16x3.97
5	6034 166	4				ER0			PLUG, Cylinder Block Oil Hole
6	J317 2313	1				ER0			PLUG, Camshaft
7	J400 5148	2				ER0			DOWEL, Transmission
8	J310 5394	6				ER0			PLUG, Cylinder Block Oil Hole
9	0152 474	14				ER0			NUT, Hex Flange Lock, .375-16
10	5302 0465	1				ER0			PLUG, Cylinder Block
11	4740 008	1				ER0	DG0		GASKET PACKAGE, Engine Lower
12	5302 0566	1				ER0			BRACE, Main Bearing Cap
13	0141 215	2				ER0			DOWEL, .312 x .500



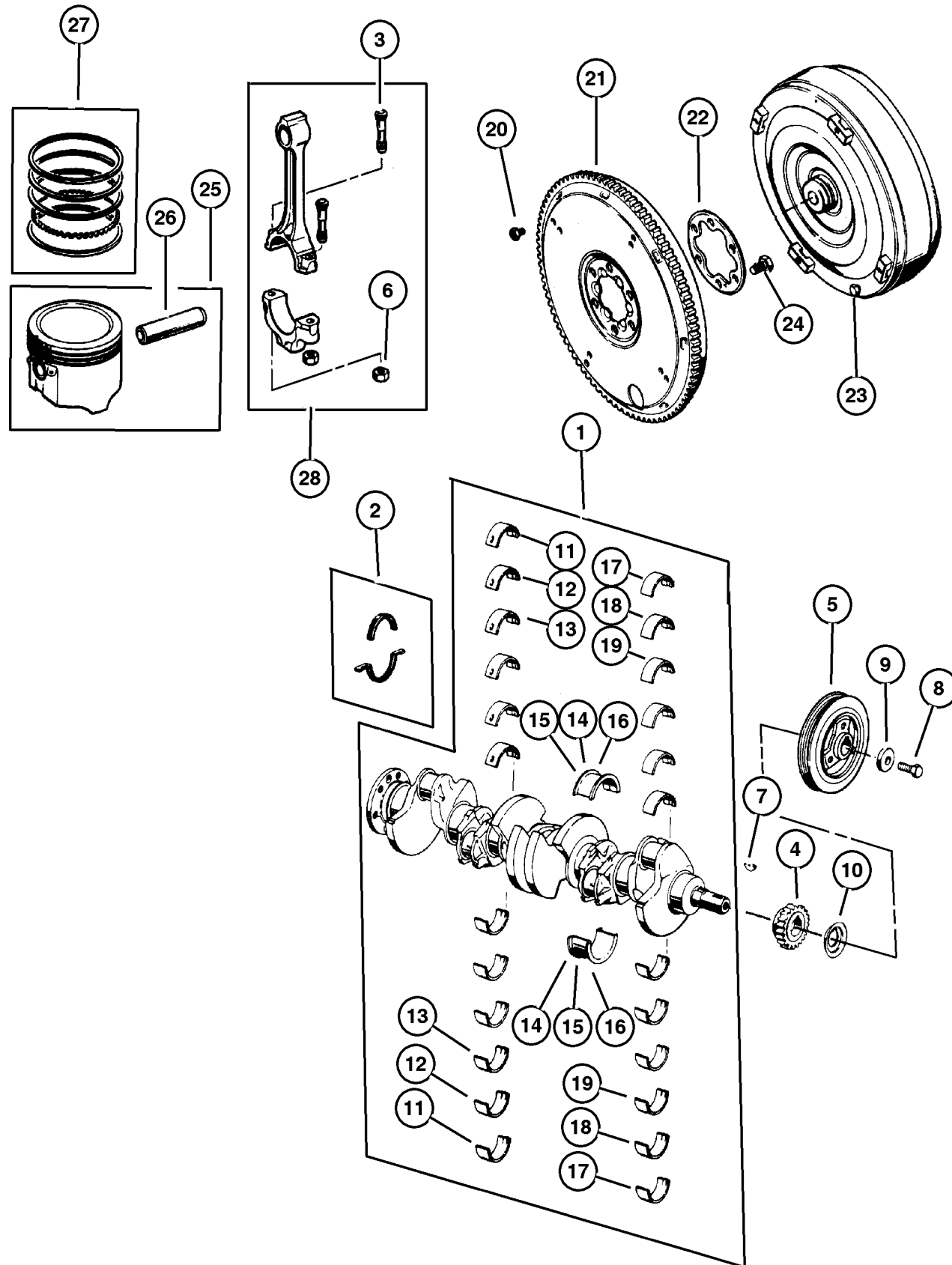
JEEP GRAND CHEROKEE (ZJ)

SERIES	LINE	BODY	ENGINE	TRANSMISSION
L = Low Line	J = 4WD T = 2WD	74 = 4 Door	ERH, ER0 = 4.0L Power Tech I-6. ELF, EL0 = 5.2L V8 MPI EML, EM0 = 5.9L V8 MPI	DGW = 4 Speed Auto. 44RE DGK = 4 Speed Auto. 42RE DGT = 4 Speed Auto. 46RE DG0 = All Speed Auto.

AR = Use as required - = Non illustrated part # = New this model year

October 20, 2004

**Crankshaft, Piston and Torque Converter 4.0L (ERH) Engine
Figure 4.0L-410**



ITEM	PART NUMBER	QTY	LINE	SERIES	BODY	ENGINE	TRANS	TRIM	DESCRIPTION
1	4864 726	1				ER0	DG0		CRANKSHAFT
2	4778 126	1				ER0			SEAL PACKAGE, Crankshaft
3	5302 0123	12				ER0			BOLT, Connecting Rod
4	5302 0443	1				ER0			GEAR, Crankshaft
5	3300 2920	1				ER0			DAMPER, Crankshaft
6	J400 6385	12				ER0			NUT, Hex Flange, .3437-24
7	6034 749	1				ER0			KEY, Crankshaft Sprocket
8	6029 736	1				ER0			BOLT, Hex Head, .50-20 x 1.25
9	J323 0155	1				ER0			WASHER, Plain
10	J317 3076	1				ER0			SLINGER, Oil
11	8350 7079	6				ER0			BEARING PACKAGE, Crankshaft, Standard
12	8350 7080	AR				ER0			BEARING PACKAGE, Crankshaft, .001 Undersize
13	8350 7083	AR				ER0			BEARING PACKAGE, Crankshaft, .010 Undersize
14	8350 7084	1				ER0			BEARING PACKAGE, Crankshaft Thrust, Standard Size
15	8350 7086	AR				ER0			BEARING PACKAGE, Crankshaft Thrust, .001" Undersize
16	8350 7090	AR				ER0			BEARING PACKAGE, Crankshaft Thrust, .010" Undersize
17	8350 0300	12				ER0			BEARING KIT, Connecting Rod, Standard
18	8350 1397	AR				ER0			BEARING KIT, Connecting Rod, .001 Undersize
19	8350 0301	AR				ER0			BEARING KIT, Connecting Rod, .010 Undersize
20	1949 765	4					DG0		SCREW, Hex Head Header Point, .312-24x.44
21	5211 8257	1				ER0	DG0		PLATE, Drive Plate
22	J321 4094	1				ER0	DG0		PLATE, Drive Plate Backing
23	4736 596	1				ER0	DG0		TORQUE CONVERTER
24	J315 1407	6				ER0	DG0		BOLT, Hex Head, .50-20x.56
25	4798 329	AR				ER0			PISTON PIN AND ROD B Size, 3.8742
	4798 330	AR				ER0			C Size, 3.8746
	4798 331	AR				ER0			D Size, 3.8750
	4798 332	AR				ER0			E Size, 3.8754
	4798 333	AR				ER0			F Size, 3.875842
26									PIN, Piston, Serviced in Piston, (NOT SERVICED) (Not Serviced)

JEEP GRAND CHEROKEE (ZJ)

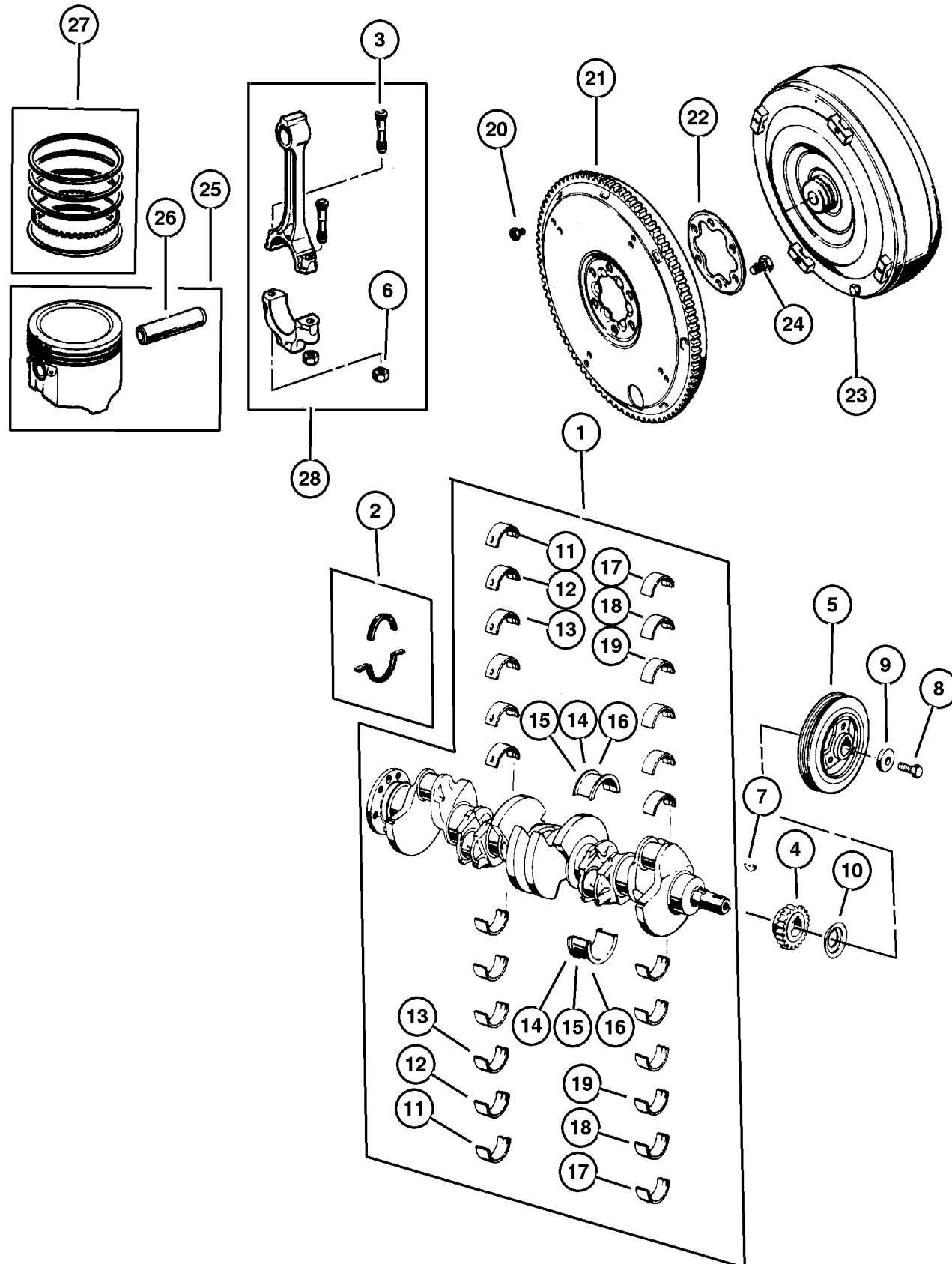
SERIES	LINE	BODY	ENGINE	TRANSMISSION
L = Low Line	J = 4WD T = 2WD	74 = 4 Door	ERH, ER0 = 4.0L Power Tech I-6. ELF, EL0 = 5.2L V8 MPI EML, EM0 = 5.9L V8 MPI	DGW = 4 Speed Auto. 44RE DGK = 4 Speed Auto. 42RE DGT = 4 Speed Auto. 46RE DG0 = All Speed Auto.

AR = Use as required - = Non illustrated part # = New this model year

October 20, 2004

**Crankshaft, Piston and Torque Converter 4.0L (ERH) Engine
Figure 4.0L-410**

ITEM	PART NUMBER	QTY	LINE	SERIES	BODY	ENGINE	TRANS	TRIM	DESCRIPTION
27	4798 878	1				ER0	DG0		RING PACKAGE, Piston, Standard
28									Size Complete Engine ROD, Connecting, Serviced in Piston, (NOT SERVICED) (Not Serviced)

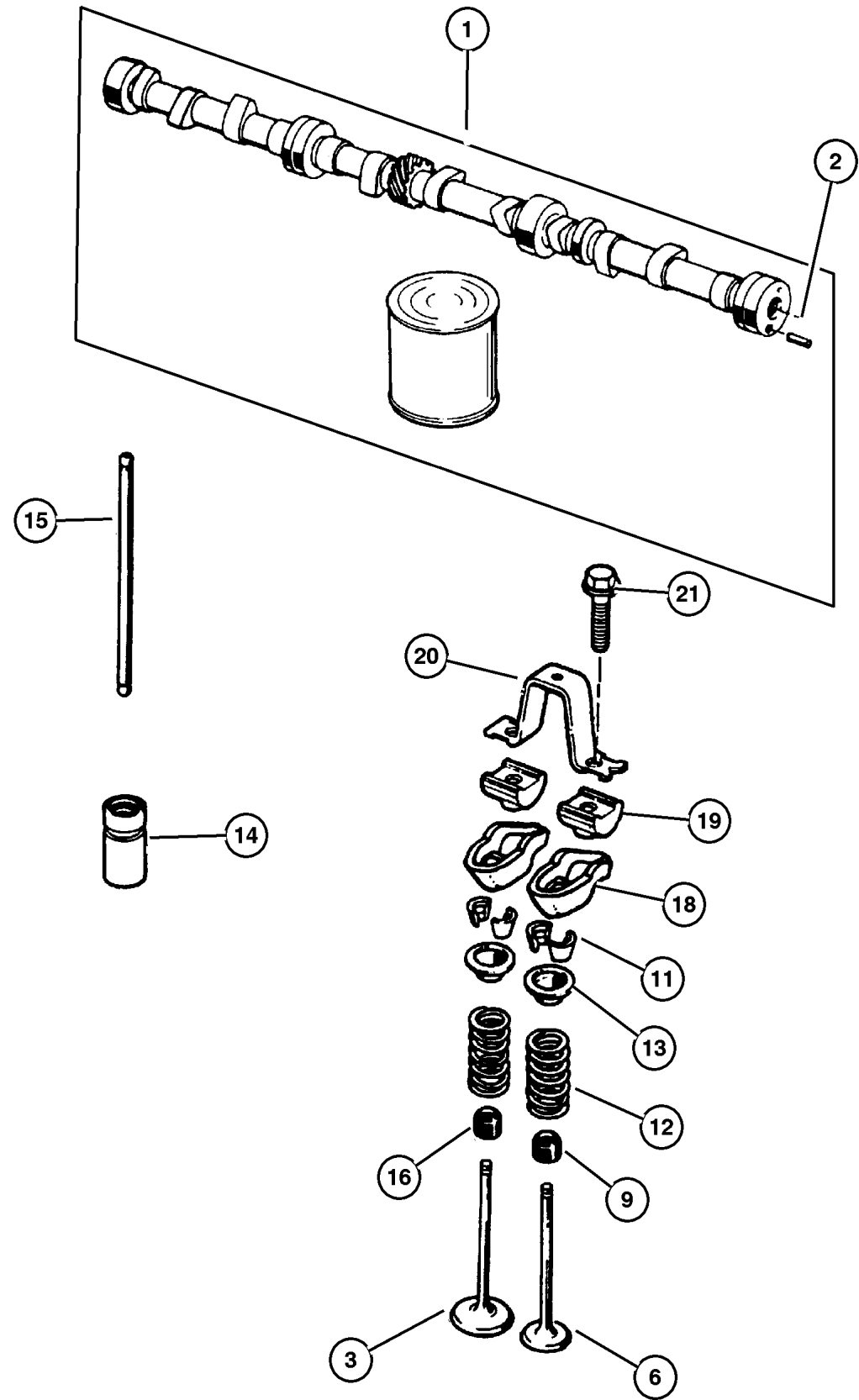


JEEP GRAND CHEROKEE (ZJ)
 SERIES LINE BODY ENGINE TRANSMISSION
 L = Low Line J = 4WD 74 = 4 Door ERH, ER0 = 4.0L Power Tech I-6. DGW = 4 Speed Auto. 44RE
 ELF, EL0 = 5.2L V8 MPI DGK = 4 Speed Auto. 42RE
 EML, EM0 = 5.9L V8 MPI DGT = 4 Speed Auto. 46RE
 DG0 = All Speed Auto.

AR = Use as required - = Non illustrated part # = New this model year

October 20, 2004

**Camshaft and Valves 4.0L (ERH) Engine
Figure 4.0L-510**



ITEM	PART NUMBER	QTY	LINE	SERIES	BODY	ENGINE	TRANS	TRIM	DESCRIPTION
1	5302 0438	1				ER0			CAMSHAFT, Engine
2	J045 6384	1				ER0			DOWEL, Camshaft Sprocket
3	3300 3515	6				ER0			VALVE, Intake, Standard
-4	3300 3519	AR				ER0			VALVE, Intake, .003" O/S
-5	3300 3575	AR				ER0			VALVE, Intake, .015" O/S
6	4637 537	6				ER0			VALVE, Exhaust, Standard
-7	4637 539	AR				ER0			VALVE, Exhaust, .003" O/S
-8	4637 538	AR				ER0			VALVE, Exhaust, .015" Oversize
9	5300 9887	6				ER0			SEAL, Valve Guide
-10	3300 2733	AR				ER0			SEAL, Valve Guide, .015" Oversize
11	3300 3521	24				ER0			LOCK, Valve Spring Retainer
12	5302 0556	12				ER0			SPRING, Valve
13	3300 4626	12				ER0			RETAINER, Valve Spring
14	4740 269	12				ER0			TAPPET, Valve
15	3300 2986	12				ER0			PUSH ROD, Valve
16	5300 9886	6				ER0			SEAL, Valve Guide
-17	3300 3016	AR				ER0			SEAL, Valve Guide, .015" Oversize
18	J324 2393	12				ER0			ROCKER ARM, Valve
19	J323 5090	12				ER0			PIVOT, Rocker Arm
20	J323 6513	6				ER0			BRIDGE, Rocker Arm
21	J942 5708	12				ER0			BOLT, Hex Flange Head, .312-18x1.

25

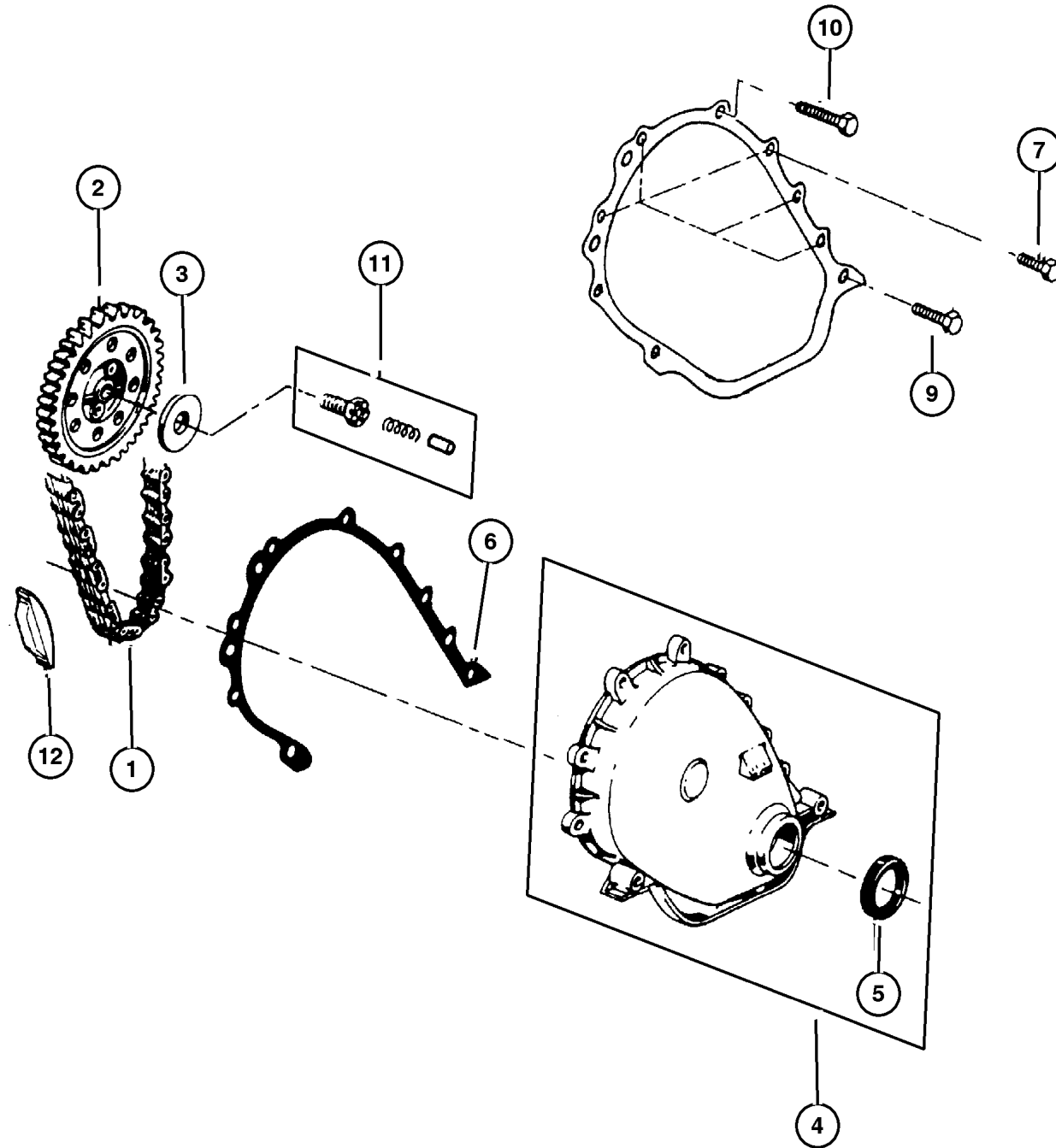
JEEP GRAND CHEROKEE (ZJ)

SERIES	LINE	BODY	ENGINE	TRANSMISSION
L = Low Line	J = 4WD T = 2WD	74 = 4 Door	ERH, ER0 = 4.0L Power Tech I-6. ELF, EL0 = 5.2L V8 MPI EML, EM0 = 5.9L V8 MPI	DGW = 4 Speed Auto. 44RE DGK = 4 Speed Auto. 42RE DGT = 4 Speed Auto. 46RE DGO = All Speed Auto.

AR = Use as required - = Non illustrated part # = New this model year

October 20, 2004

**Timing Gear and Cover 4.0L (ERH) Engine
Figure 4.0L-610**



ITEM	PART NUMBER	QTY	LINE	SERIES	BODY	ENGINE	TRANS	TRIM	DESCRIPTION
1	5302 0444	1				ER0			CHAIN, Timing
2	5302 0445	1				ER0			GEAR, Camshaft
3	J317 3284	1				ER0			WASHER, Flat, .206 Diameter
4	5302 0222	1				ER0			COVER, Timing Belt
5	3300 4681	1				ER0			SEAL, Front Main Crankshaft
6	5302 0487	1				ER0			GASKET, Front Cover
7	J400 6906	5				ER0			BOLT, Hex Head, .25-20x.75
-8	6034 604	2				ER0			BOLT, Hex Head Shoulder, .312-18x1.56
9	6034 914	1				ER0			BOLT, Hex Flange Head, .250-20x1.24
10	6034 604	2				ER0			BOLT, Hex Head Shoulder, .312-18x1.56
11	8350 2890	1				ER0			PIN PACKAGE, Camshaft Thrust
12	3300 3446	1				ER0			SNUBBER, Timing Chain

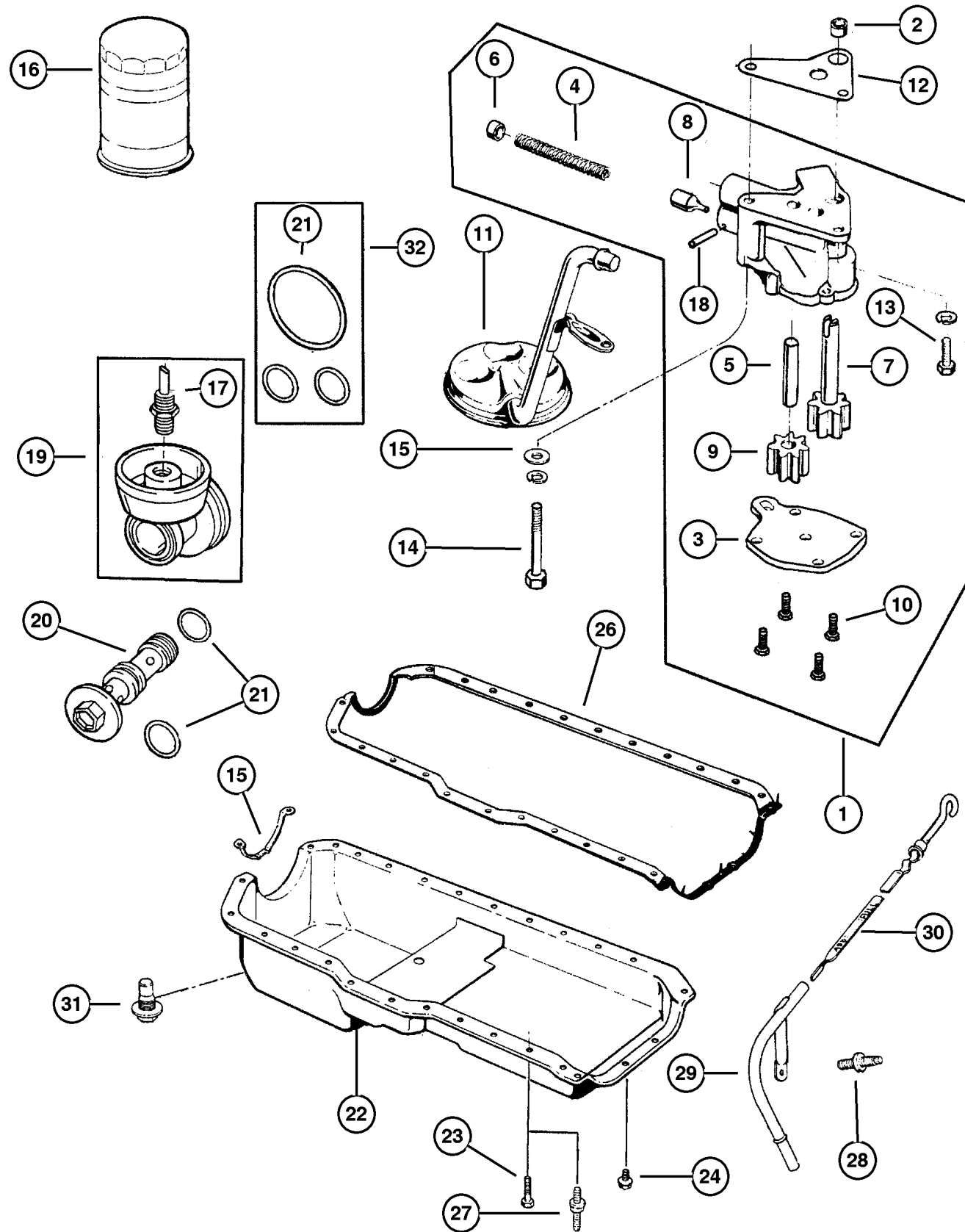
JEEP GRAND CHEROKEE (ZJ)

SERIES	LINE	BODY	ENGINE	TRANSMISSION
L = Low Line	J = 4WD T = 2WD	74 = 4 Door	ERH, ER0 = 4.0L Power Tech I-6. ELF, EL0 = 5.2L V8 MPI EML, EM0 = 5.9L V8 MPI	DGW = 4 Speed Auto. 44RE DGK = 4 Speed Auto. 42RE DGT = 4 Speed Auto. 46RE DGO = All Speed Auto.

AR = Use as required - = Non illustrated part # = New this model year

October 20, 2004

**Engine Oiling 4.0L (ERH) Engine
Figure 4.0L-710**



ITEM	PART NUMBER	QTY	LINE	SERIES	BODY	ENGINE	TRANS	TRIM	DESCRIPTION
1	J324 1399	1				ER0			PUMP, Engine Oil
2	J400 5149	1				ER0			DOWEL, Oil Pump
3	J324 1733	1				ER0			COVER, Engine Oil Pump
4	J323 9668	1				ER0			SPRING, Oil Pressure Relief Valve
5	J317 1956	1				ER0			SHAFT, Oil Pump
6	J317 1958	1				ER0			RETAINER, Oil Release Valve
7	J317 2334	1				ER0			GEAR, Oil Pump
8	J318 8661	1				ER0			PLUNGER, Oil Pressure Relief Valve
9	J319 6843	1				ER0			GEAR, Oil Pump Driven
10	J941 6852	4				ER0			SCREW, Hex Flange Head, .25-20x.50
11	3300 2696	1				ER0			TUBE, Oil Pump Inlet
12	J317 2332	1				ER0			GASKET, Oil Pump
13	6022 235	1				ER0			BOLT AND WASHER, Hex Head, .312-18x1.00
14	0154 593	1				ER0			SCREW, Hex Head Coned, .312-18x2.625
15	J324 3116	1				ER0			SUPPORT, Engine Oil Pan
16	5281 090	1				ER0			FILTER, Engine Oil
17	5300 7563	1				ER0			CONNECTOR, Oil Filter
18	J027 1448	1				ER0			PIN, Roll, 5/32" x 1.00"
19	5302 0080	1				ER0			ADAPTER, Oil Filter
20	5302 0237	1				ER0			BOLT, Oil Filter Adapter
21	3300 2972	1				ER0			O RING, Oil Filter Adapter
22	5302 0833	1				ER0			PAN, Engine Oil
23	6034 732	16				ER0			SCREW AND WASHER, Hex Head, .25-20x.545
24	6034 483	3				ER0			SCREW, Hex Head Coned, .312-18x.875
25	6034 733	1				ER0			STUD, .312-18/.250-20x1.680
26	5300 7568	1				ER0			GASKET, Oil Pan
27	6034 734	8				ER0			BOLT, Double Stud Hex, .250-20x1.437 & .250-20 x.700
28	6035 664	1				ER0			STUD, .312-18x1.560
29	5302 0782	1				ER0			TUBE, Oil Filler
30	5301 0445	1				ER0			INDICATOR, Engine Oil Level
31	6035 417	1				ER0			PLUG, Oil Drain, w/Gasket
32	4720 363	1				ER0			SEAL PACKAGE, Oil Filter Adapter

JEEP GRAND CHEROKEE (ZJ)

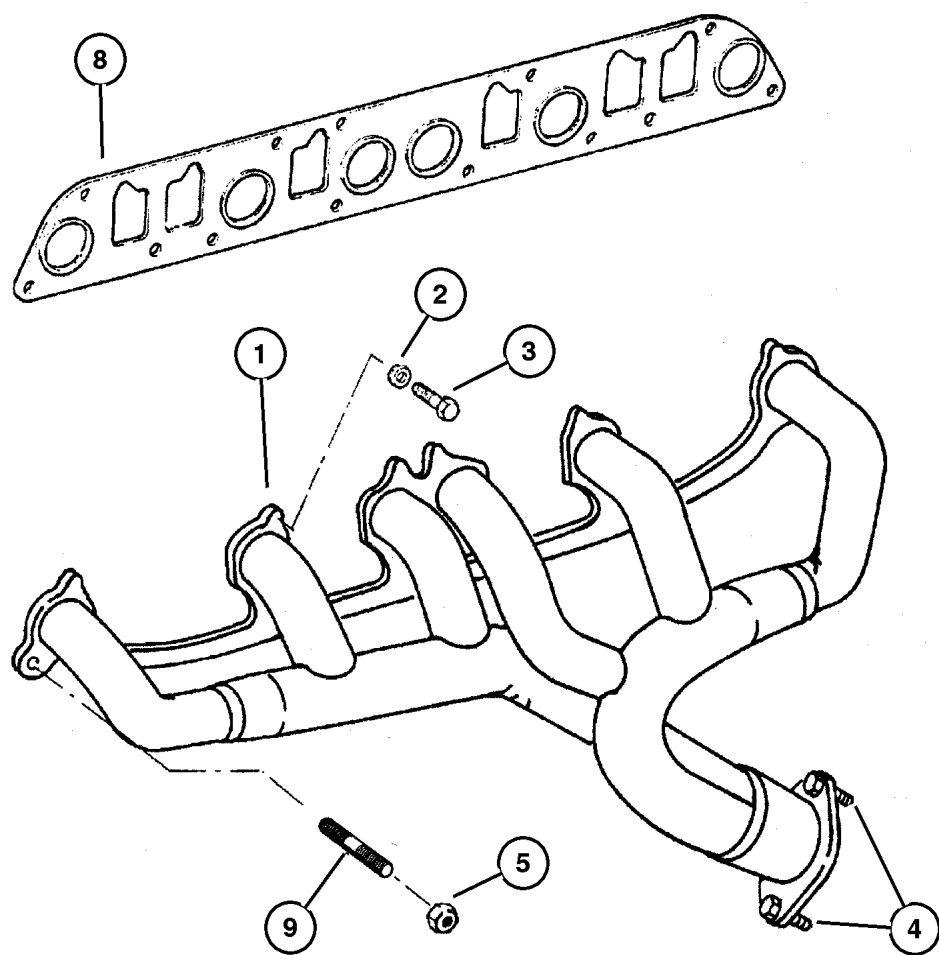
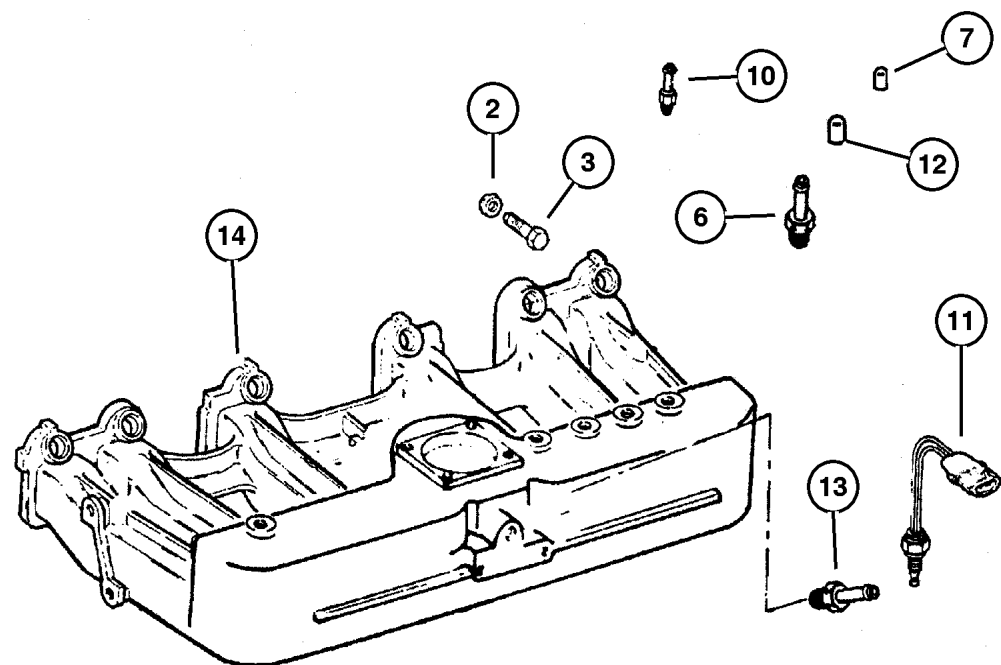
SERIES	LINE	BODY	ENGINE	TRANSMISSION
L = Low Line	J = 4WD T = 2WD	74 = 4 Door	ERH, ER0 = 4.0L Power Tech I-6. ELF, EL0 = 5.2L V8 MPI EML, EM0 = 5.9L V8 MPI	DGW = 4 Speed Auto. 44RE DGK = 4 Speed Auto. 42RE DGT = 4 Speed Auto. 46RE DGO = All Speed Auto.

AR = Use as required - = Non illustrated part # = New this model year

October 20, 2004

**Manifold, Intake and Exhaust 4.0L (ERH) Engine
Figure 4.0L-810**

ITEM	PART NUMBER	QTY	LINE	SERIES	BODY	ENGINE	TRANS	TRIM	DESCRIPTION
1	4883 385	1				ER0			MANIFOLD, Exhaust
2	3300 4255	11				ER0			WASHER, Manifold Retaining
3	J018 6622	8				ER0			BOLT, Hex Head, .375-16x1.25
4	J400 7109	2				ER0			STUD, .375-16x1.69
5	6034 984	2				ER0			NUT, Hex Flange Lock, .375-24
6	5302 0027	1				ER0			FITTING, Vacuum
7	3580 171	1				ER0			CAP, Brake Check Valve
8	5301 0238	1				ER0			GASKET, Intake/Exhaust Manifold
9	5301 0165	2				ER0			STUD, .375-16/.375-24x1.75
10	5303 0756	1				ER0			FITTING, Vacuum, 90 Degree
11	5602 7872	1				ER0			SENSOR, Air Temperature
12	3580 172	1				ER0			CAP, Vacuum
13	4854 194	1				ER0			FITTING, Vacuum
14	5301 0237	1				ER0			MANIFOLD, Intake



JEEP GRAND CHEROKEE (ZJ)

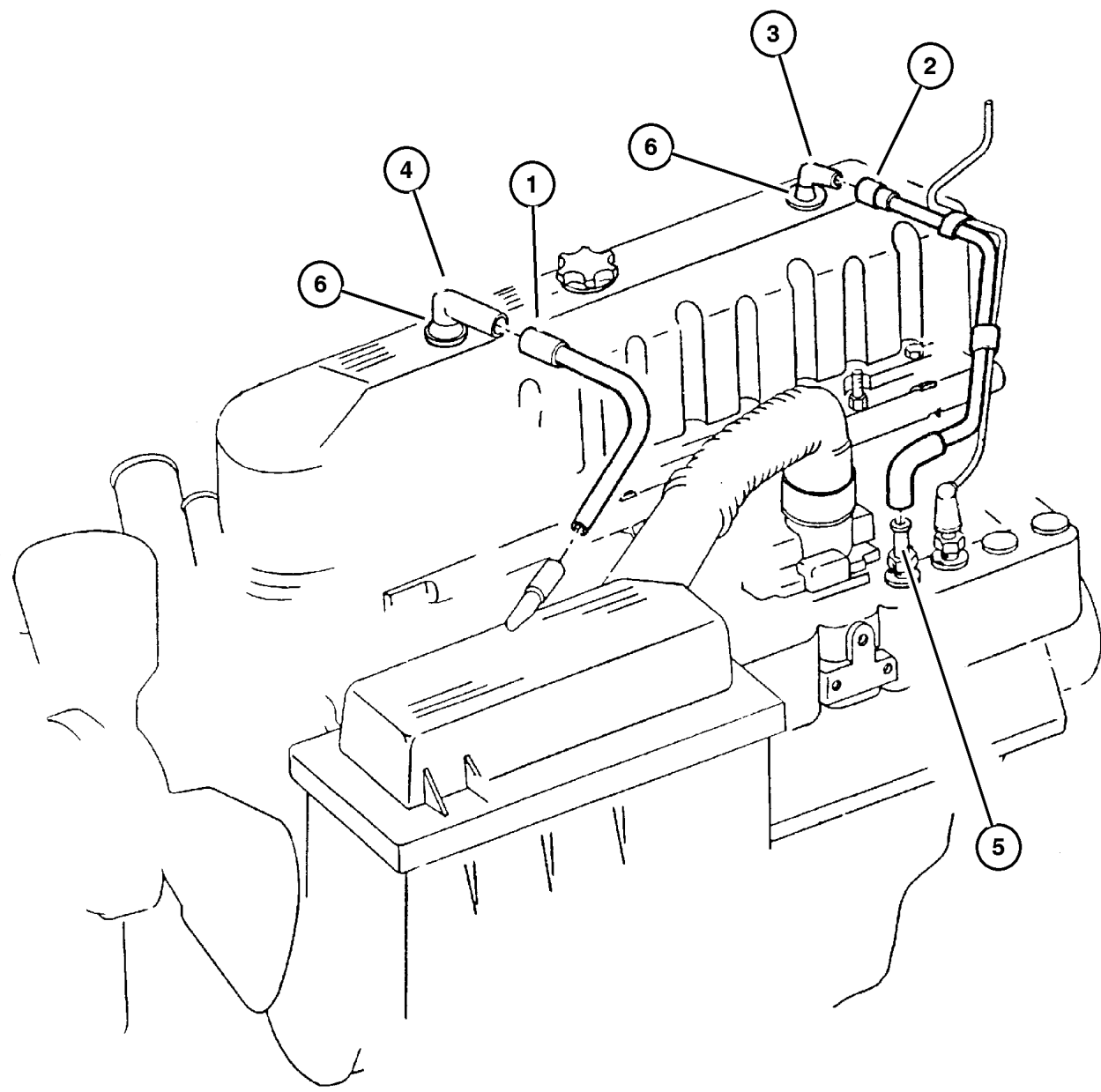
SERIES	LINE	BODY	ENGINE	TRANSMISSION
L = Low Line	J = 4WD T = 2WD	74 = 4 Door	ERH, ER0 = 4.0L Power Tech I-6. ELF, EL0 = 5.2L V8 MPI EML, EM0 = 5.9L V8 MPI	DGW = 4 Speed Auto. 44RE DGK = 4 Speed Auto. 42RE DGT = 4 Speed Auto. 46RE DGO = All Speed Auto.

AR = Use as required - = Non illustrated part # = New this model year

October 20, 2004

**Crankcase Ventilation 4.0L (ERH) Engine
Figure 4.0L-910**

ITEM	PART NUMBER	QTY	LINE	SERIES	BODY	ENGINE	TRANS	TRIM	DESCRIPTION
1	5303 2031	1				ER0			TUBE, Crankcase Vent To Air Cleaner
2	4854 265	1				ER0			TUBE, Crankcase Vent To Intake Manifold
3	5303 0495	1				ER0			TUBE, Crankcase Vent To Air Cleaner, w/Orifice
4	5303 0497	1				ER0			FITTING, Crankcase Vent Tube, w/o Orifice
5	5302 0027	1				ER0			FITTING, Vacuum
6	2946 079	2				ER0			GROMMET, Crankcase Vent



JEEP GRAND CHEROKEE (ZJ)

SERIES	LINE	BODY	ENGINE	TRANSMISSION
L = Low Line	J = 4WD T = 2WD	74 = 4 Door	ERH, ER0 = 4.0L Power Tech I-6. ELF, EL0 = 5.2L V8 MPI EML, EM0 = 5.9L V8 MPI	DGW = 4 Speed Auto. 44RE DGK = 4 Speed Auto. 42RE DGT = 4 Speed Auto. 46RE DGO = All Speed Auto.

AR = Use as required - = Non illustrated part # = New this model year

October 20, 2004

Group – 5.2L

Engine 5.2L Eight Cylinder

GROUP 5.2L - Engine 5.2L Eight Cylinder

Illustration Title

Group-Fig. No.

Cylinder Head

Cylinder Head 5.2L (ELF) Engine Fig. 5.2L-210

Cylinder Block

Cylinder Block 5.2L (ELF) Engine Fig. 5.2L-310

Crankshaft, Piston and Torque Converter

Crankshaft, Piston and Torque Converter 5.2L (ELF) Engine Fig. 5.2L-410

Camshafts & Valves

Camshaft and Valves 5.2L (ELF) Engine Fig. 5.2L-510

Timing Belt and Cover

Timing Gear and Cover 5.2L (ELF) Engine Fig. 5.2L-610

Engine Oiling

Engine Oiling 5.2L (ELF) Engine Fig. 5.2L-710

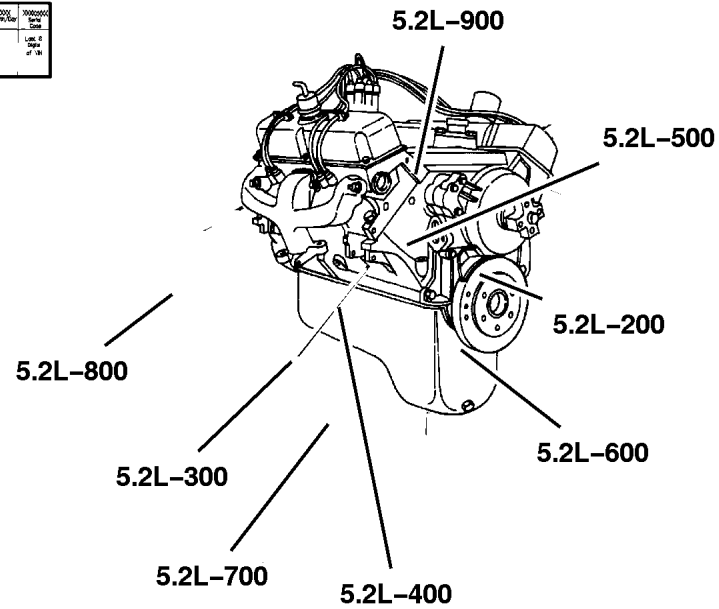
Manifolds

Manifold, Intake and Exhaust 5.2L (ELF) Engine Fig. 5.2L-810

Crankcase Ventilation

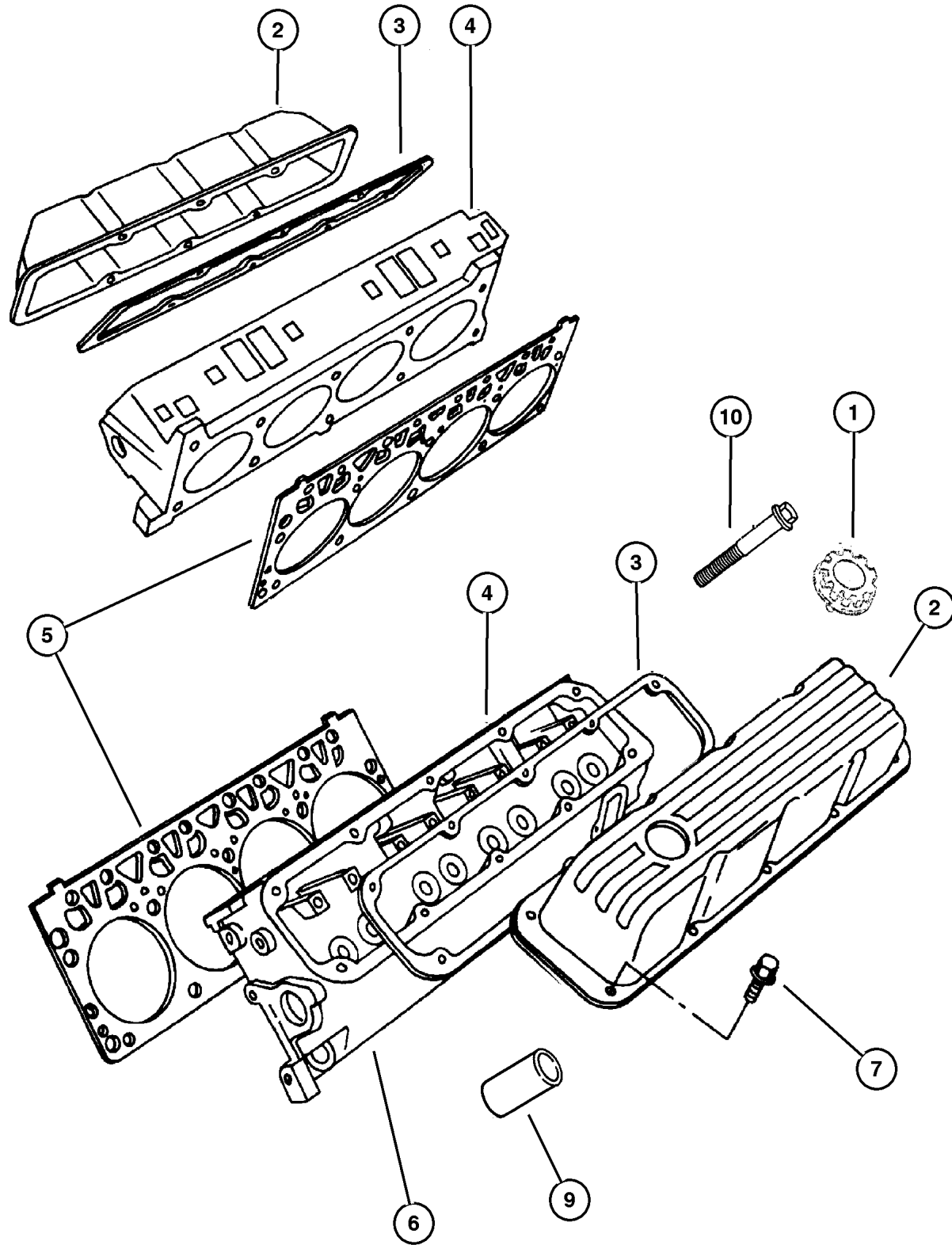
Crankcase Ventilation 5.2L (ELF) Engine Fig. 5.2L-910

1	2	3	4	5	6	7	8	9	10	11	12	13	14	15	16	17	18	19	20	21	22	23	24	25	26	27	28	29	30	31	32	33	34	35	36	37	38	39	40	41	42	43	44	45	46	47	48	49	50	51	52	53	54	55	56	57	58	59	60	61	62	63	64	65	66	67	68	69	70	71	72	73	74	75	76	77	78	79	80	81	82	83	84	85	86	87	88	89	90	91	92	93	94	95	96	97	98	99	100
---	---	---	---	---	---	---	---	---	----	----	----	----	----	----	----	----	----	----	----	----	----	----	----	----	----	----	----	----	----	----	----	----	----	----	----	----	----	----	----	----	----	----	----	----	----	----	----	----	----	----	----	----	----	----	----	----	----	----	----	----	----	----	----	----	----	----	----	----	----	----	----	----	----	----	----	----	----	----	----	----	----	----	----	----	----	----	----	----	----	----	----	----	----	----	----	----	----	----	-----



5.2L-200 Cylinder Head 	5.2L-300 Cylinder Block 	5.2L-400 Crankshaft, Piston and Torque Converter 	5.2L-500 Camshafts & Valves
5.2L-600 Timing Belt and Cover 	5.2L-700 Engine Oiling 	5.2L-800 Manifolds 	5.2L-900 Crankcase Ventilation

**Cylinder Head 5.2L (ELF) Engine
Figure 5.2L-210**



ITEM	PART NUMBER	QTY	LINE	SERIES	BODY	ENGINE	TRANS	TRIM	DESCRIPTION
NOTE: Packages Do Not Contain Gaskets For All Required Sealing. R.T.V. Sealer And Gasket Eliminator Must Also Be Used.									
GASKET PACKAGE, Engine Upper - 04897385AA									
1	4777 536	1				EL0, EM0			CAP, Oil Filler
2									COVER, Cylinder Head
	53020 340AB	1				EL0, EM0			w/Oil Fill Hole
	53020 612AB	1				EL0, EM0			w/o Oil Fill Hole
3	5300 6695	2				EL0, EM0			GASKET, Valve Cover
4	5302 1137	2				EM0			HEAD, Cylinder
5	5302 0490	2				EL0			GASKET, Cylinder Head
6	4556 020	2				EM0			PLUG, Core, 1.25 Diameter
7	6035 878AA	12				EM0			STUD
-8	6035 877AA	7				EM0			SCREW AND WASHER, Hex Head, .25-20x.875
9	5302 0419	8				EL0, EM0			SHIELD, Heat
10									BOLT, Cylinder Head
	6034 690	10				EL0, EM0			.50-13x2.00
	6034 691	10				EL0, EM0			.50x4.625

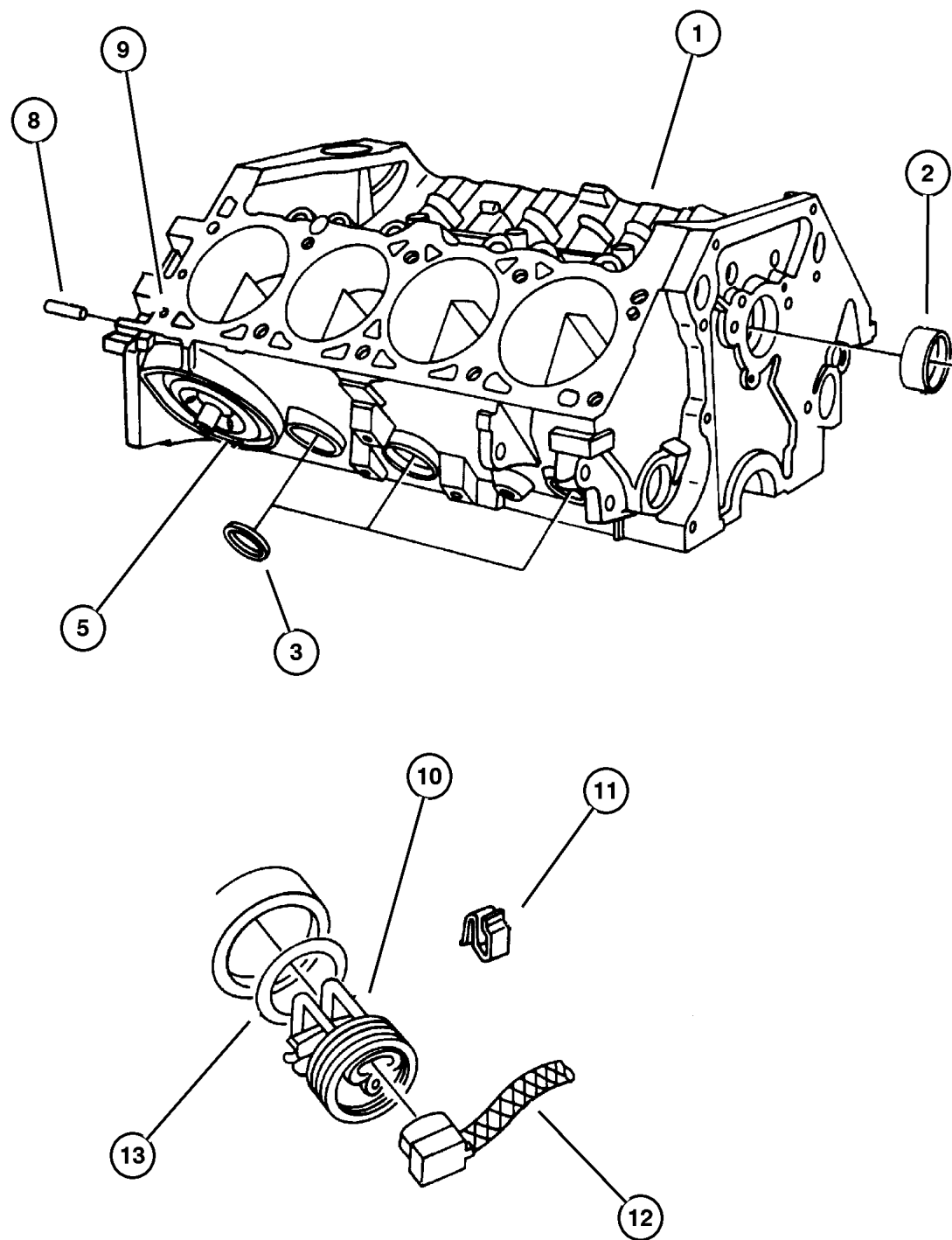
JEEP GRAND CHEROKEE (ZJ)

SERIES	LINE	BODY	ENGINE	TRANSMISSION
L = Low Line	J = 4WD T = 2WD	74 = 4 Door	ERH, ER0 = 4.0L Power Tech I-6. ELF, EL0 = 5.2L V8 MPI EML, EM0 = 5.9L V8 MPI	DGW = 4 Speed Auto. 44RE DGK = 4 Speed Auto. 42RE DGT = 4 Speed Auto. 46RE DGO = All Speed Auto.

AR = Use as required - = Non illustrated part # = New this model year

October 20, 2004

**Cylinder Block 5.2L (ELF) Engine
Figure 5.2L-310**

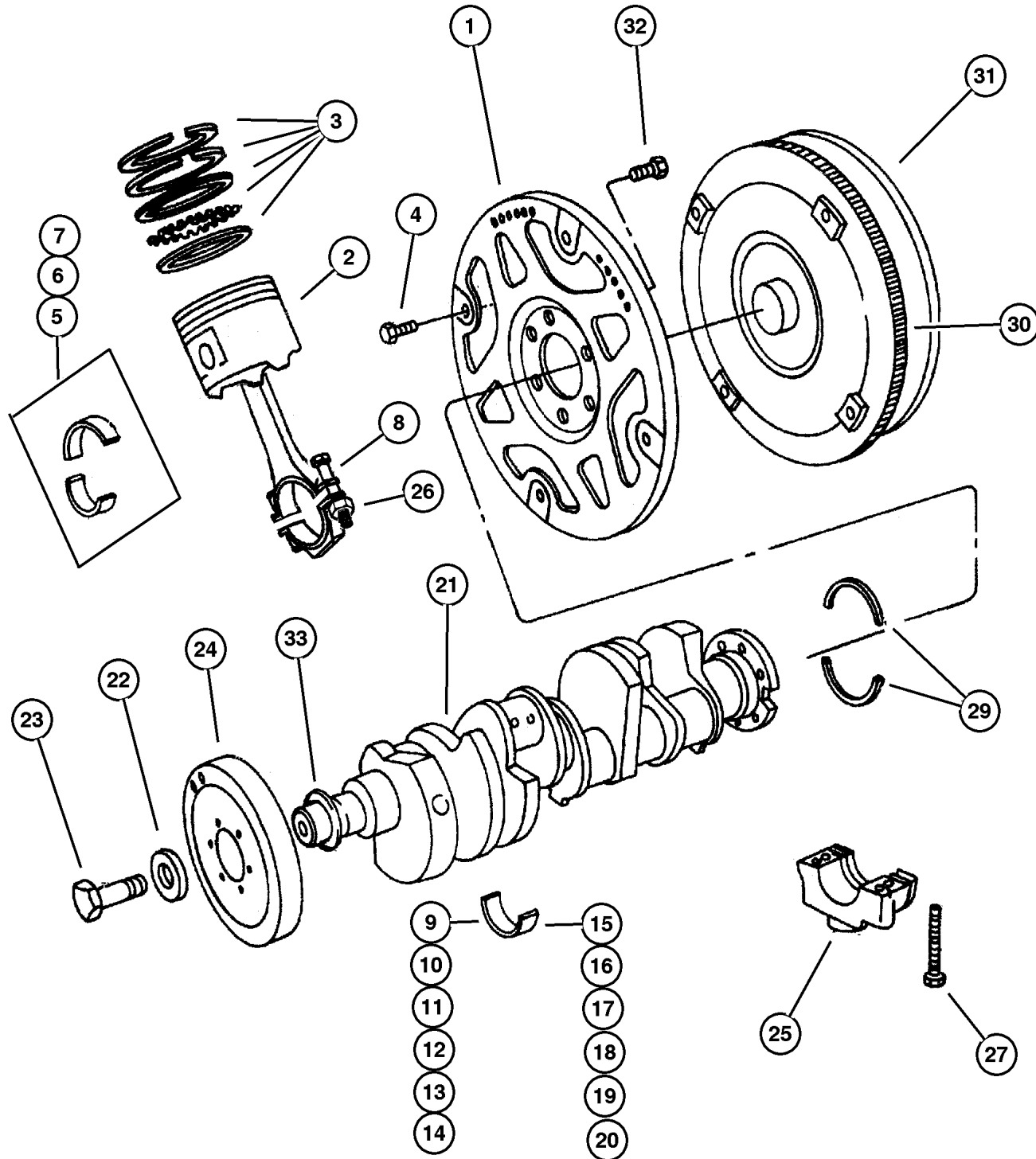


ITEM	PART NUMBER	QTY	LINE	SERIES	BODY	ENGINE	TRANS	TRIM	DESCRIPTION
NOTE: Packages Do Not Contain Gaskets For All Required Sealing. R.T.V. Sealer And Gasket Eliminator Must Also Be Used.									
GASKET PACKAGE, Engine Lower - 04720740									
1	4713 602	1				ELO			BLOCK, Short
2	3830 603	1				ELO			BEARING, Camshaft, #1
3	4556 020	1				ELO			PLUG, Core, 1.25 Diameter
-4	4556 022	9				ELO			PLUG, Core, 1.625 Diameter
5	3751 818	2				ELO			PLUG, Pipe
-6	5300 9518	1				ELO			PLUG, Cylinder Block Oil Hole
-7									PLUG, Cylinder Block Oil Hole, (NOT SERVICED) (Not Serviced)
8	1122 532	2				ELO			DOWEL, Block To Clutch Housing
9	0141 215	4				ELO			DOWEL, .312 x .500
10	4798 276	1				ELO,			HEATER PACKAGE, Engine Block
						EMO			
11									CLIP, (NOT SERVICED) (Not Serviced)
12	5602 7117	1				ELO,			CORD, Engine Block Heater
						EMO			
13	6501 446	1				ELO,			O RING, Engine Block Heater
						EMO			

JEEP GRAND CHEROKEE (ZJ)				
SERIES	LINE	BODY	ENGINE	TRANSMISSION
L = Low Line	J = 4WD T = 2WD	74 = 4 Door	ERH, ER0 = 4.0L Power Tech I-6. ELF, ELO = 5.2L V8 MPI EML, EMO = 5.9L V8 MPI	DGW = 4 Speed Auto. 44RE DGK = 4 Speed Auto. 42RE DGT = 4 Speed Auto. 46RE DGO = All Speed Auto.

**Crankshaft, Piston and Torque Converter 5.2L (ELF) Engine
Figure 5.2L-410**

ITEM	PART NUMBER	QTY	LINE	SERIES	BODY	ENGINE	TRANS	TRIM	DESCRIPTION
1	5211 8255	1				EL0	DG0		PLATE, Torque Converter Drive
2	4778 857	4				EL0			PISTON PIN AND ROD #1,3,5,7 C Size, 3.90975
	4778 858	4				EL0			#2,4,6,8 C Size, 3.90975
	4778 855	4				EL0			#1,3,5,7 B Size, 3.90925
	4778 856	4				EL0			#2,4,6,8 B Size, 3.90925
	4778 859	4				EL0			#1,3,5,7 D Size, 3.91025
	4778 860	4				EL0			#2,4,6,8 D Size, 3.91025
3	4720 727	1				EL0			RING PACKAGE, Piston
4	1949 765	4					DG0		SCREW, Hex Head Header Point, .312-24x.44
5	2421 305	8				EL0			BEARING, Connecting Rod, STD.
6	2421 306	AR				EL0			BEARING, Connecting Rod, .001" U/S
7	2421 309	AR				EL0			BEARING, Connecting Rod, .010" U/S
8	6033 715	8				EL0			BOLT, Connecting Rod
9	4397 776	1				EL0			BEARING PACKAGE, Crankshaft, Standard Size, #1
10	4397 780	AR				EL0			BEARING PACKAGE, Crankshaft, .001 Undersize, #1
11	4397 792	AR				EL0			BEARING PACKAGE, Crankshaft, .010 Undersize, #1
12	4397 777	2				EL0			BEARING PACKAGE, Crankshaft, Standard Size, #2,4
13	4397 781	AR				EL0			BEARING PACKAGE, Crankshaft, .001 Undersize, #2,4
14	4397 793	AR				EL0			BEARING PACKAGE, Crankshaft, .010 Undersize, #2,4
15	4720 595	1				EL0			BEARING, Crankshaft, STD., #3
16	4720 596	AR				EL0			BEARING PACKAGE, Crankshaft, .001 Undersize, #3
17	4720 593	1				EL0			BEARING PACKAGE, Crankshaft, .010 Undersize, #3
18	4397 701	1				EL0			BEARING PACKAGE, Crankshaft, Standard Size, #5
19	4397 702	AR				EL0			BEARING PACKAGE, Crankshaft, .001 Undersize, #5
20	4397 705	1				EL0			BEARING PACKAGE, Crankshaft, .010 Undersize, #5
21	5302 0603	1				EL0	DG0		CRANKSHAFT



JEEP GRAND CHEROKEE (ZJ)

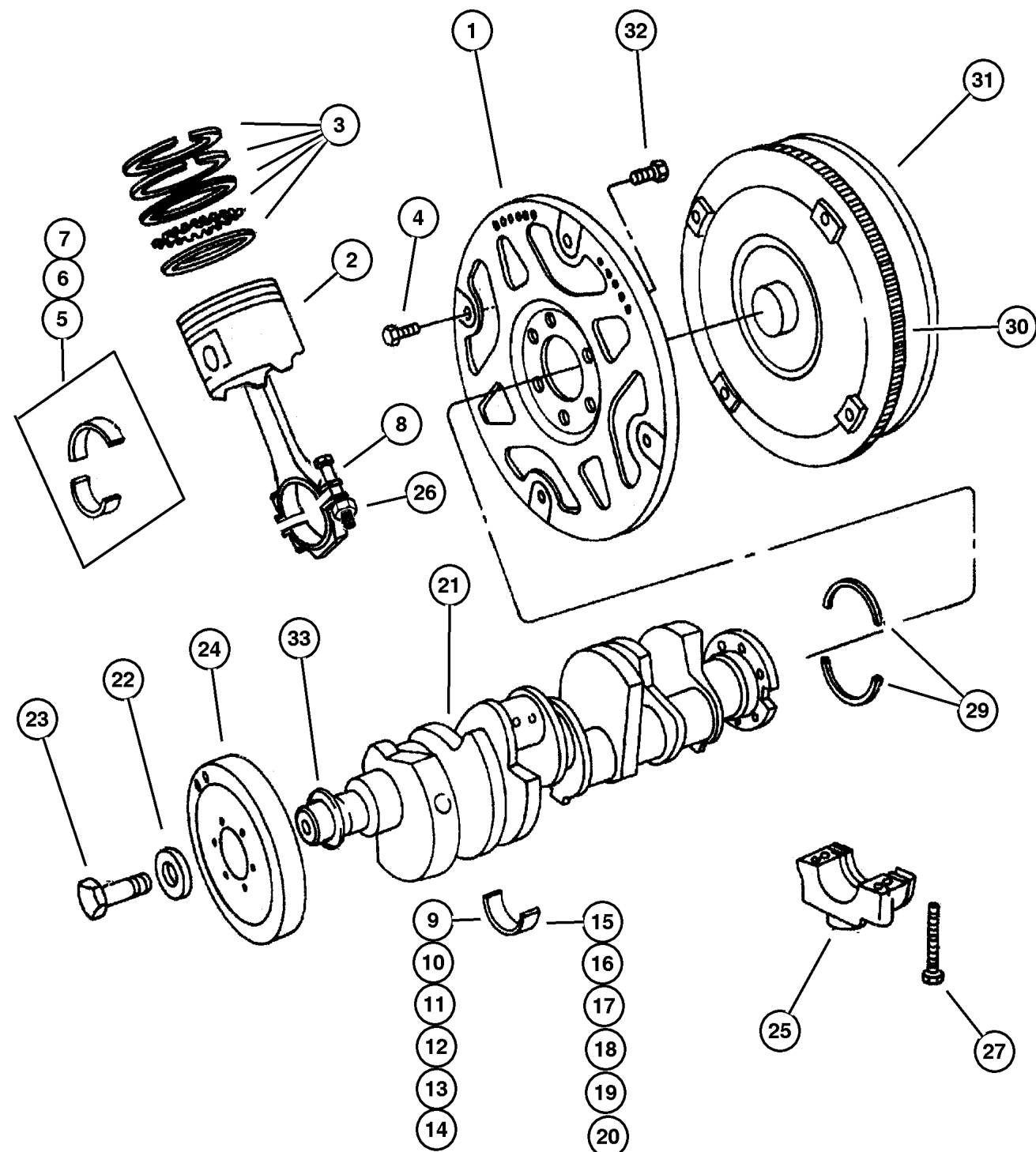
SERIES	LINE	BODY	ENGINE	TRANSMISSION
L = Low Line	J = 4WD T = 2WD	74 = 4 Door	ERH, ER0 = 4.0L Power Tech I-6. ELF, EL0 = 5.2L V8 MPI EML, EM0 = 5.9L V8 MPI	DGW = 4 Speed Auto. 44RE DGK = 4 Speed Auto. 42RE DGT = 4 Speed Auto. 46RE DG0 = All Speed Auto.

AR = Use as required - = Non illustrated part # = New this model year

October 20, 2004

Crankshaft, Piston and Torque Converter 5.2L (ELF) Engine Figure 5.2L-410

ITEM	PART NUMBER	QTY	LINE	SERIES	BODY	ENGINE	TRANS	TRIM	DESCRIPTION
22	1855 561	1				EL0,			WASHER, Flat, .78x1.9x.250
23	1821 414	1				EMO,			SCREW, Hex Head Header Point, .75-16x2.25
24	5302 0229	1				EL0			DAMPER, Crankshaft
25									CAP, Serviced in Block, (NOT SERVICED) (Not Serviced)
26	6032 296	8				EL0			NUT, Hex, .375-24
27	6027 264	8				EL0			SCREW, Socket Hex Head, .50- 13x3.25, #1,2,3
-28	6033 300	2				EL0			SCREW, Cap, .50-13x2.80, #4
29	4778 228	1				EL0			SEAL PACKAGE, Crankshaft
30	3515 203	1				EL0,	DG0		GEAR, Ring
31	4736 599	1				EMO	DG0		TORQUE CONVERTER
32	1949 424	6				EL0,	DG0		SCREW, Hex Head Header Point, .75-16x2.25
33	6035 948AA	1				EL0,			WASHER, Sealing

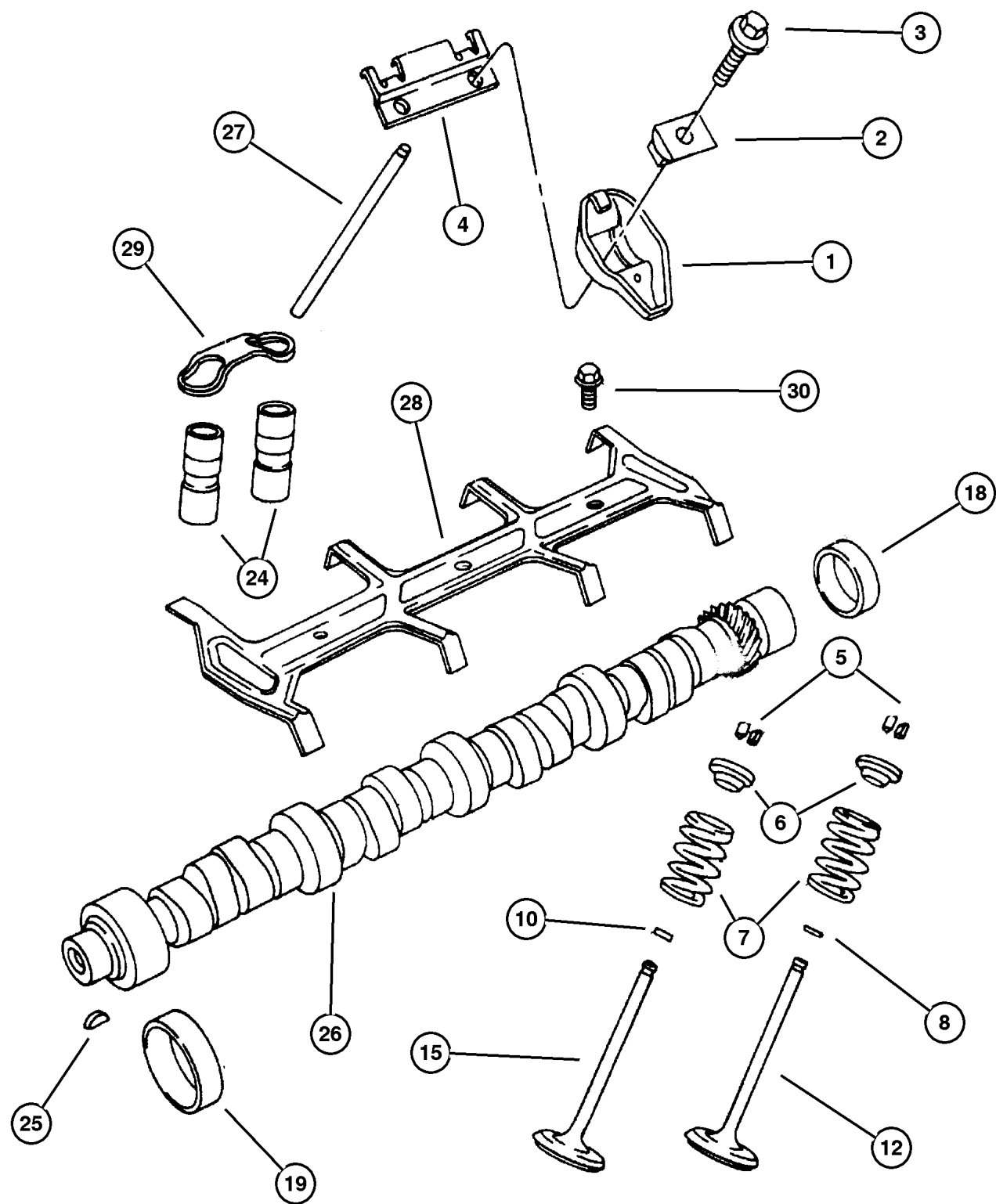


JEEP GRAND CHEROKEE (ZJ)				
SERIES	LINE	BODY	ENGINE	TRANSMISSION
L = Low Line	J = 4WD T = 2WD	74 = 4 Door	ERH, ER0 = 4.0L Power Tech I-6. ELF, EL0 = 5.2L V8 MPI EML, EM0 = 5.9L V8 MPI	DGW = 4 Speed Auto. 44RE DGK = 4 Speed Auto. 42RE DGT = 4 Speed Auto. 46RE DG0 = All Speed Auto.

AR = Use as required - = Non illustrated part # = New this model year

October 20, 2004

**Camshaft and Valves 5.2L (ELF) Engine
Figure 5.2L-510**



ITEM	PART NUMBER	QTY	LINE	SERIES	BODY	ENGINE	TRANS	TRIM	DESCRIPTION
1	5300 8282	16				EL0, EMO			ROCKER ARM, Valve
2	5300 8283	16				EL0, EMO			PIVOT, Rocker Arm
3	6034 184	16				EL0, EMO			BOLT, Hex Flange Head, .312-18x1.72
4	5300 8633	8				EL0, EMO			RETAINER, Rocker Arm Pivot
5	3300 3521	32				EL0, EMO			LOCK, Valve Spring Retainer
6	3300 4626	16				EL0			RETAINER, Valve Spring
7	5302 1056	16				EL0, EMO			SPRING, Valve
8	5300 9886	8				EL0, EMO			SEAL, Valve Guide, Standard, .003 O/S
-9	3300 3016	AR				EL0, EMO			SEAL, Valve Guide, .015" Oversize
10	5300 9887	8				EL0			SEAL, Valve Guide, Standard, .003 O/S
-11	3300 2733	AR				EL0, EMO			SEAL, Valve Guide, .015" Oversize
12	5300 6723	8				EL0, EMO			VALVE, Intake, Standard
-13	5300 9287	AR				EL0, EMO			VALVE, Intake, .003" O/S
-14	5300 9285	AR				EL0, EMO			VALVE, Intake, .015" O/S
15	5300 6724	8				EL0, EMO			VALVE, Exhaust, Standard
-16	5300 9291	AR				EL0, EMO			VALVE, Exhaust, .003" O/S
-17	5300 9289	AR				EL0, EMO			VALVE, Exhaust, .015" O/S
18	2863 071	1				EL0			PLUG, Camshaft
19	3830 603	1				EL0			BEARING, Camshaft, #1
-20	4179 776	1				EL0			BEARING, Camshaft, #2
-21	4179 777	1				EL0			BEARING, Camshaft, #3
-22	4179 778	1				EL0			BEARING, Camshaft, #3 or #4
-23	1632 526	1				EL0			BEARING, Camshaft, #4 or #5
24	4713 439	16				EL0, EMO			TAPPET PACKAGE, Valve

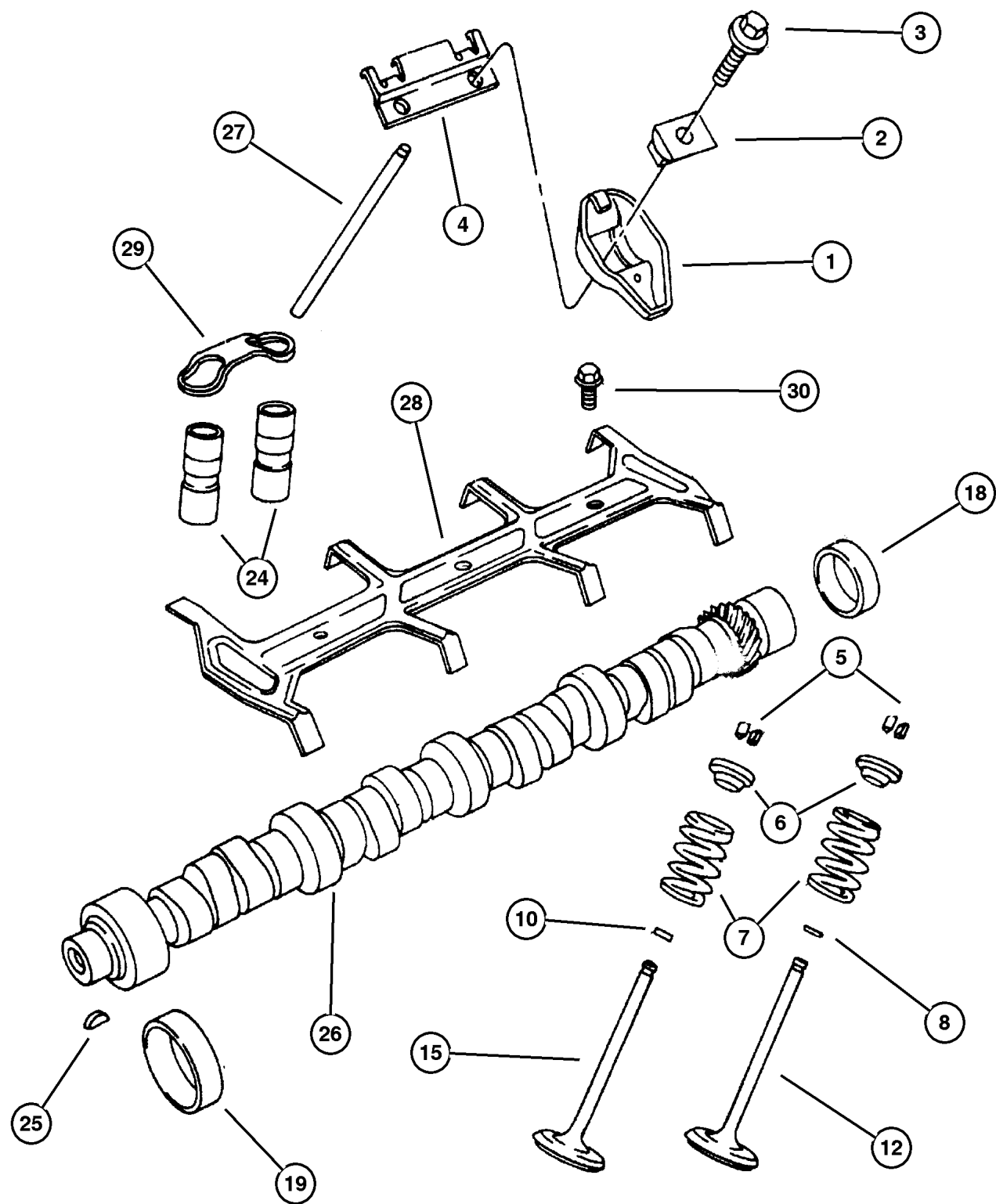
JEEP GRAND CHEROKEE (ZJ)

SERIES	LINE	BODY	ENGINE	TRANSMISSION
L = Low Line	J = 4WD T = 2WD	74 = 4 Door	ERH, ER0 = 4.0L Power Tech I-6. ELF, EL0 = 5.2L V8 MPI EML, EM0 = 5.9L V8 MPI	DGW = 4 Speed Auto. 44RE DGK = 4 Speed Auto. 42RE DGT = 4 Speed Auto. 46RE DGO = All Speed Auto.

AR = Use as required - = Non illustrated part # = New this model year

October 20, 2004

**Camshaft and Valves 5.2L (ELF) Engine
Figure 5.2L-510**



ITEM	PART NUMBER	QTY	LINE	SERIES	BODY	ENGINE	TRANS	TRIM	DESCRIPTION
25	0431 787	1				EL0, EM0			KEY, Camshaft Sprocket
26	5302 0283	1				EL0			CAMSHAFT, Engine
27	5300 6722	16				EL0, EM0			PUSH ROD, Valve
28	4323 207	1				EL0, EM0			RETAINER, Tappet Yoke Aligning
29	4483 045	8				EL0, EM0			YOKE, Tappet Aligning
30	6034 483	18				EL0			SCREW, Hex Head Coned, .312-18x.875

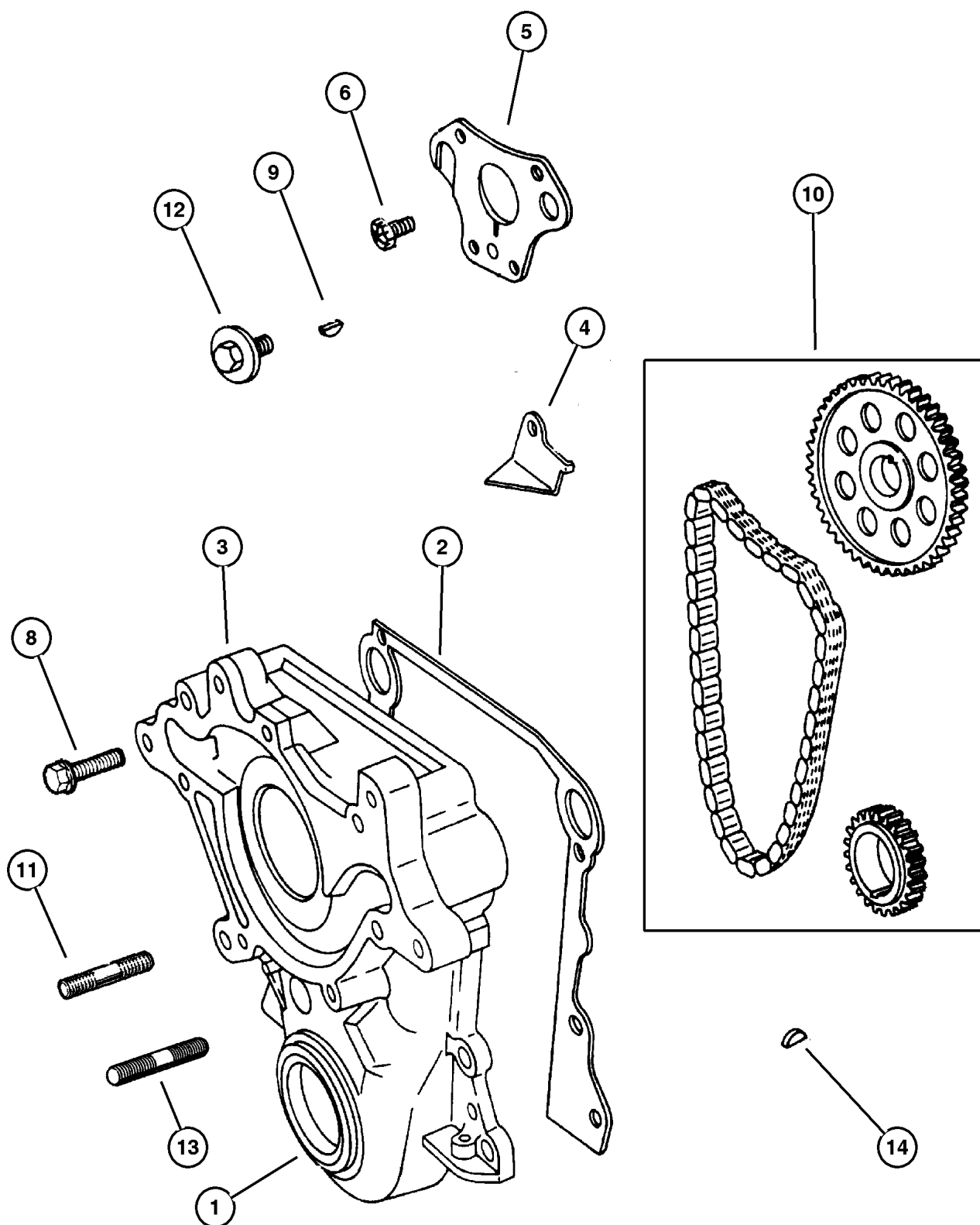
JEEP GRAND CHEROKEE (ZJ)

SERIES	LINE	BODY	ENGINE	TRANSMISSION
L = Low Line	J = 4WD T = 2WD	74 = 4 Door	ERH, ER0 = 4.0L Power Tech I-6. ELF, EL0 = 5.2L V8 MPI EML, EM0 = 5.9L V8 MPI	DGW = 4 Speed Auto. 44RE DGK = 4 Speed Auto. 42RE DGT = 4 Speed Auto. 46RE DGO = All Speed Auto.

AR = Use as required - = Non illustrated part # = New this model year

October 20, 2004

Timing Gear and Cover 5.2L (ELF) Engine Figure 5.2L-610



ITEM	PART NUMBER	QTY	LINE	SERIES	BODY	ENGINE	TRANS	TRIM	DESCRIPTION
1	4897 297AA	1				EL0			SEAL PACKAGE, Timing Case Cover
2	5302 1057	1				EL0, EM0			GASKET, Chain Case Cover
3	4897 723AA	1				EL0			COVER PACKAGE, Engine Timing
4	3671 649	1				EL0, EM0			TAB, Timing Chain Oil
5	4315 764	1				EL0, EM0			PLATE, Camshaft Thrust
6	0191 674	3				EL0, EM0			SCREW, Hex Head, .312-18.625
-7									SCREW AND WASHER, Hex Head, (NOT REQUIRED)
8	6034 479	1				EL0, EM0			BOLT, Hex Head, .375-16x2.25
9	6029 411	1				EL0			KEY, Crankshaft Sprocket
10	8350 7095	1				EL0			CHAIN PACKAGE, Timing
11	6034 452	1				EL0, EM0			STUD, .375-16x.375-16x2.38
12	6034 321	1				EL0, EM0			SCREW AND WASHER, Hex Head, Coned, Header, .437-14x1.375
13	6034 453	2				EL0, EM0			STUD, .375-16x.375-16x1.63
14	6029 411	1				EL0			KEY, Crankshaft Sprocket

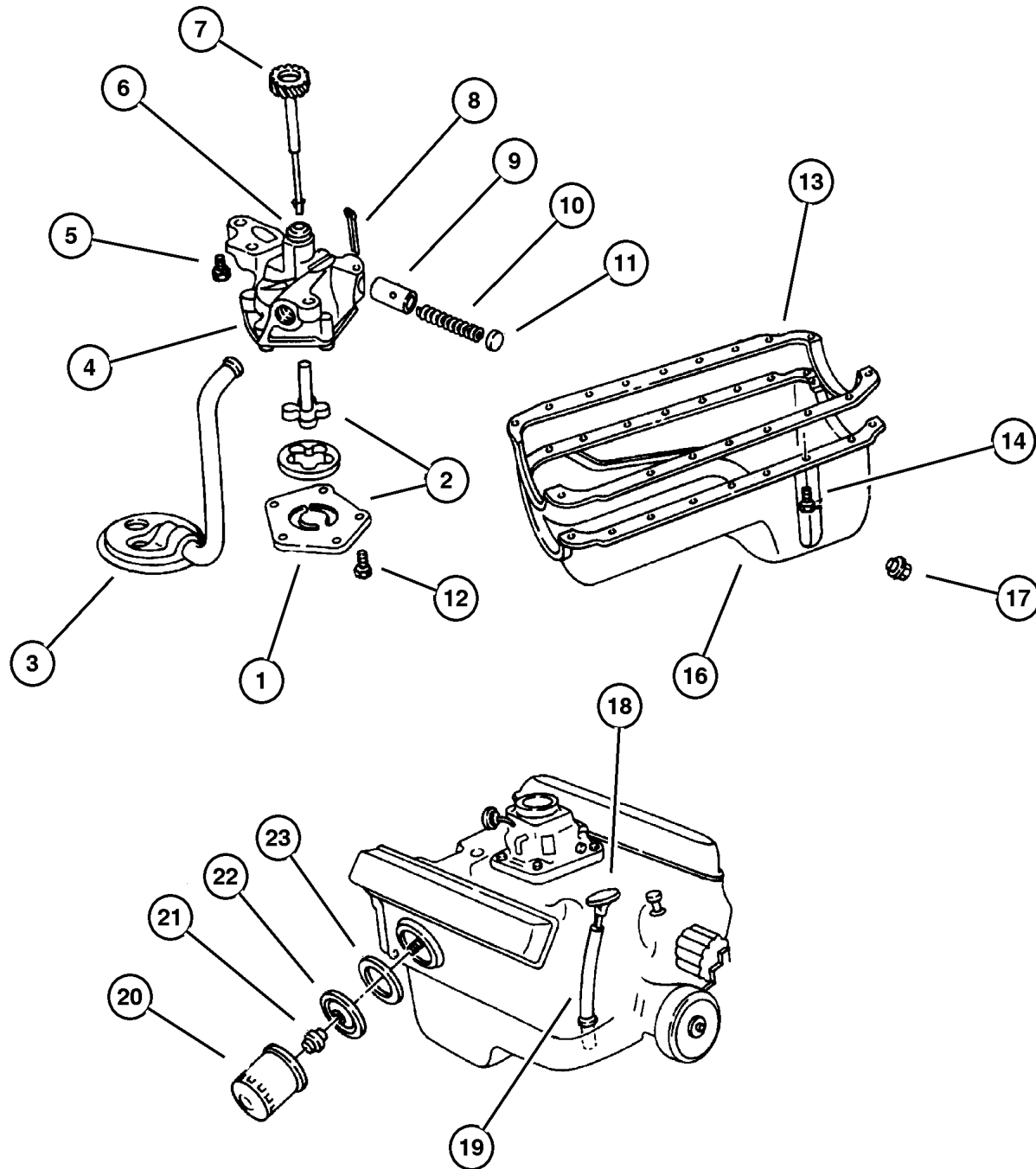
JEEP GRAND CHEROKEE (ZJ)

SERIES	LINE	BODY	ENGINE	TRANSMISSION
L = Low Line	J = 4WD T = 2WD	74 = 4 Door	ERH, ER0 = 4.0L Power Tech I-6. ELF, EL0 = 5.2L V8 MPI EML, EM0 = 5.9L V8 MPI	DGW = 4 Speed Auto. 44RE DGK = 4 Speed Auto. 42RE DGT = 4 Speed Auto. 46RE DGO = All Speed Auto.

AR = Use as required - = Non illustrated part # = New this model year

October 20, 2004

**Engine Oiling 5.2L (ELF) Engine
Figure 5.2L-710**



ITEM	PART NUMBER	QTY	LINE	SERIES	BODY	ENGINE	TRANS	TRIM	DESCRIPTION
1	4071 043	1				ELO			COVER, Engine Oil Pump
2	3837 648	1				ELO			SHAFT AND ROTOR PACKAGE, Oil Pump
3	5302 0462	1				ELO			PICKUP, Engine Oil
4	5300 9295	1				ELO			PUMP, Engine Oil
5	0179 842	2				ELO, EMO			SCREW, Hex Head Header Point, .375-16x1.375
6	1737 725	1				ELO			BUSHING, Oil Pump and Distributor
7	5302 0546	1				ELO, EMO			SHAFT, Oil Pump
8	0108 636	1				ELO			PIN, Cotter
9	2843 208	1				ELO			PLUNGER, Oil Pressure Relief Valve
10	2402 473	1				ELO			SPRING, Oil Pressure Relief Valve
11	2806 273	1				ELO			CAP, Oil Pressure Relief Valve
12	0220 480	5				ELO			SCREW, Hex Head Header Point, .25-20x.75
13	5300 5650	1				ELO			GASKET, Oil Pan
14	6034 483	18				ELO			SCREW, Hex Head Coned, .312-18x.875
-15	6034 733	1				ELO, EMO			STUD, .312-18/.250-20x1.680
16	5302 0913	1				ELO			PAN, Engine Oil
17	6035 417	1				ELO			PLUG, Oil Drain
18	5302 0948	1				ELO, EMO			INDICATOR, Engine Oil Level
19	5300 9121	1				ELO, EMO			TUBE, Engine Oil Indicator
20	5281 090	1				ELO, EMO			FILTER, Engine Oil
21	5300 7563	1				ELO, EMO			CONNECTOR, Oil Filter
22	5302 1053	1				ELO, EMO			PLATE, Oil Filter Adapter
23	5302 0461	1				ELO, EMO			GASKET, Oil Filter Adapter

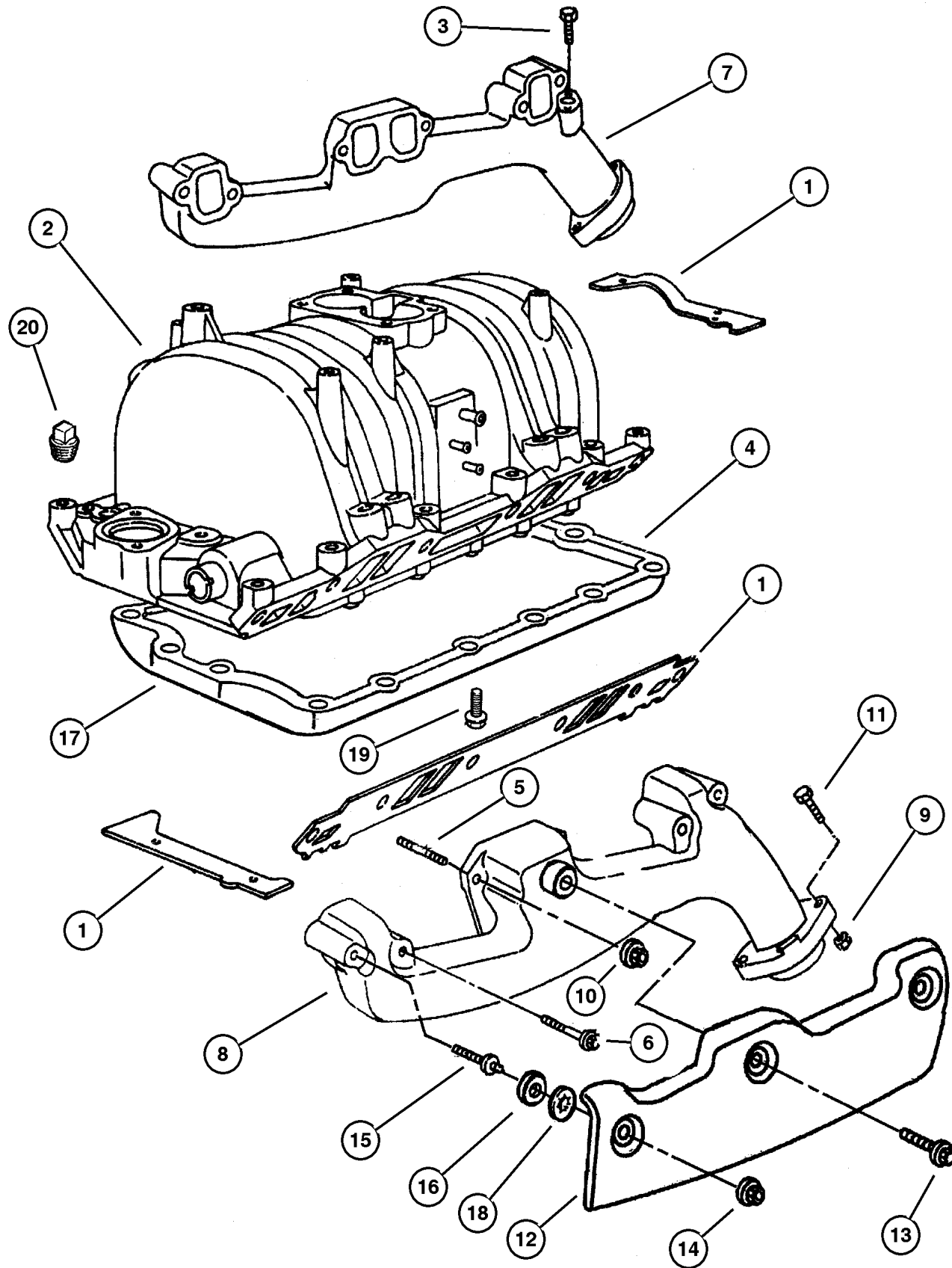
JEEP GRAND CHEROKEE (ZJ)

SERIES	LINE	BODY	ENGINE	TRANSMISSION
L = Low Line	J = 4WD T = 2WD	74 = 4 Door	ERH, ER0 = 4.0L Power Tech I-6. ELF, ELO = 5.2L V8 MPI EML, EMO = 5.9L V8 MPI	DGW = 4 Speed Auto. 44RE DGK = 4 Speed Auto. 42RE DGT = 4 Speed Auto. 46RE DGO = All Speed Auto.

AR = Use as required - = Non illustrated part # = New this model year

October 20, 2004

Manifold, Intake and Exhaust 5.2L (ELF) Engine Figure 5.2L-810



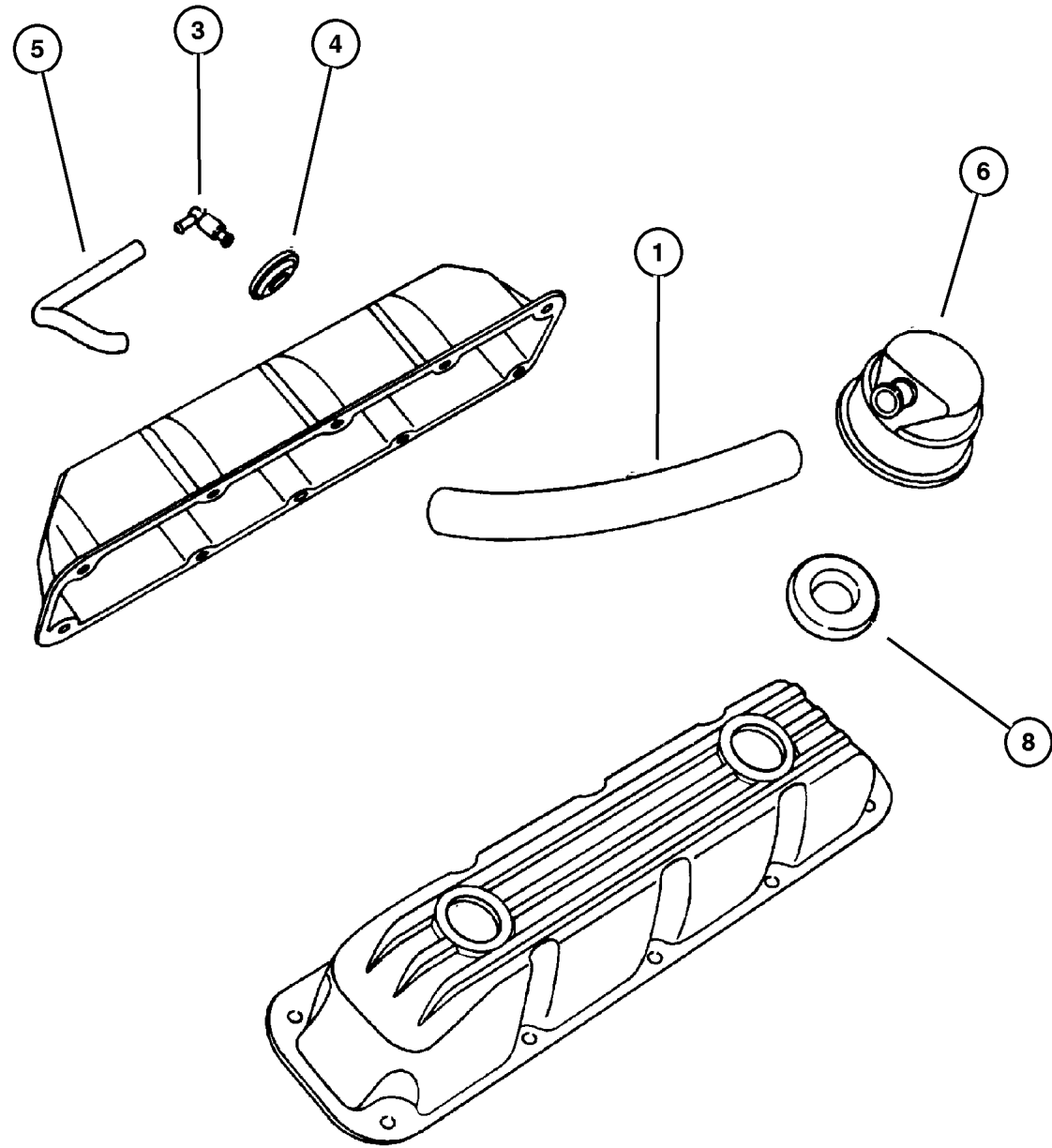
ITEM	PART NUMBER	QTY	LINE	SERIES	BODY	ENGINE	TRANS	TRIM	DESCRIPTION
NOTE: Packages Do Not Contain Gaskets For All Required Sealing. R.T.V. Sealer And Gasket Eliminator Must Also Be Used.									
1	4897 383AA	1				EL0, EM0			GASKET PACKAGE, Intake Manifold
2	4883 318	1				EL0, EM0			MANIFOLD, Intake
3	6035 967AA	12				EL0, EM0			SCREW AND WASHER, Hex Head
4	5300 6623	1				EL0, EM0			GASKET, Intake Manifold Pan
5	6034 643	4				EL0, EM0			STUD, .312-18/.312-24x2.25
6	6034 806	2				EL0, EM0			SCREW AND WASHER, Hex Head, .312-18x3.125
7	5303 0869	1				EL0			MANIFOLD, Exhaust
8	5300 9379	1				EL0			MANIFOLD, Exhaust
9	6031 959	4				EL0, EM0			NUT, Hex Flange Lock
10	0115 729	4				EL0, EM0			NUT, Hex, .312 x 24
11	6035 343	4				EL0, EM0			BOLT, Hex Head, .375-16x.25
12	5301 0260	1				EL0, EM0			SHIELD, Exhaust Manifold
13									SCREW, .312-18x.875, (NOT SERVICED) (Not Serviced)
14									NUT, .312-24, (NOT SERVICED) (Not Serviced)
15	6035 184	6				EL0, EM0			STUD, .312-18/.312-24x4.125
16	5301 0091	4				EL0, EM0			CLAMP, Exhaust Manifold
17	5300 6617	1				EL0, EM0			PAN, Intake Manifold
18	6026 334	4				EL0, EM0			NUT, Push, .312
19	6034 583	15				EL0, EM0			SCREW AND WASHER, Hex Head, .25-20x.892
20	6035 687	1				EL0, EM0			PLUG, Pipe, .125-27x3.50

JEEP GRAND CHEROKEE (ZJ)				
SERIES	LINE	BODY	ENGINE	TRANSMISSION
L = Low Line	J = 4WD T = 2WD	74 = 4 Door	ERH, ER0 = 4.0L Power Tech I-6. ELF, EL0 = 5.2L V8 MPI EML, EM0 = 5.9L V8 MPI	DGW = 4 Speed Auto. 44RE DGK = 4 Speed Auto. 42RE DGT = 4 Speed Auto. 46RE DGO = All Speed Auto.

AR = Use as required - = Non illustrated part # = New this model year

October 20, 2004

**Crankcase Ventilation 5.2L (ELF) Engine
Figure 5.2L-910**



ITEM	PART NUMBER	QTY	LINE	SERIES	BODY	ENGINE	TRANS	TRIM	DESCRIPTION
1	5303 0341	1				EL0, EM0			HOSE, Crankcase Vent
-2									TUBE, Crankcase Vent To Air Cleaner, (NOT REQUIRED)
3	5303 1135	1				EL0, EM0			VALVE, Crankcase Vent
4	5303 0017	1				EL0, EM0			GROMMET, Crankcase Vent
5	53008 675AB	1				EL0, EM0			TUBE, PCV Valve
6	5303 0254	1				EL0, EM0			FILTER, Crankcase Vent
-7									FITTING, Crankcase Vent Tube, (NOT REQUIRED)
8	2946 079	1				EL0			GROMMET, Crankcase Vent

JEEP GRAND CHEROKEE (ZJ)

SERIES	LINE	BODY	ENGINE	TRANSMISSION
L = Low Line	J = 4WD T = 2WD	74 = 4 Door	ERH, ER0 = 4.0L Power Tech I-6. ELF, EL0 = 5.2L V8 MPI EML, EM0 = 5.9L V8 MPI	DGW = 4 Speed Auto. 44RE DGK = 4 Speed Auto. 42RE DGT = 4 Speed Auto. 46RE DGO = All Speed Auto.

AR = Use as required - = Non illustrated part # = New this model year

October 20, 2004

Group – 011

Exhaust

GROUP 11 - Exhaust

Illustration Title

Group-Fig. No.

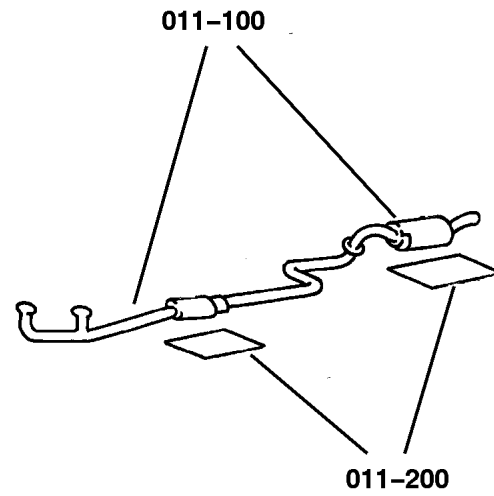
Exhaust System

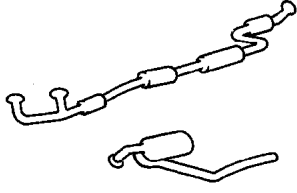
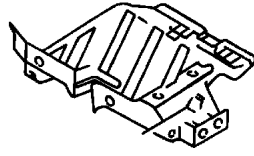
Exhaust System 4.0L (ERH) Engine Fig. 011-110

Exhaust System 5.2L (ELF), 5.9L (EML) Engine Fig. 011-120

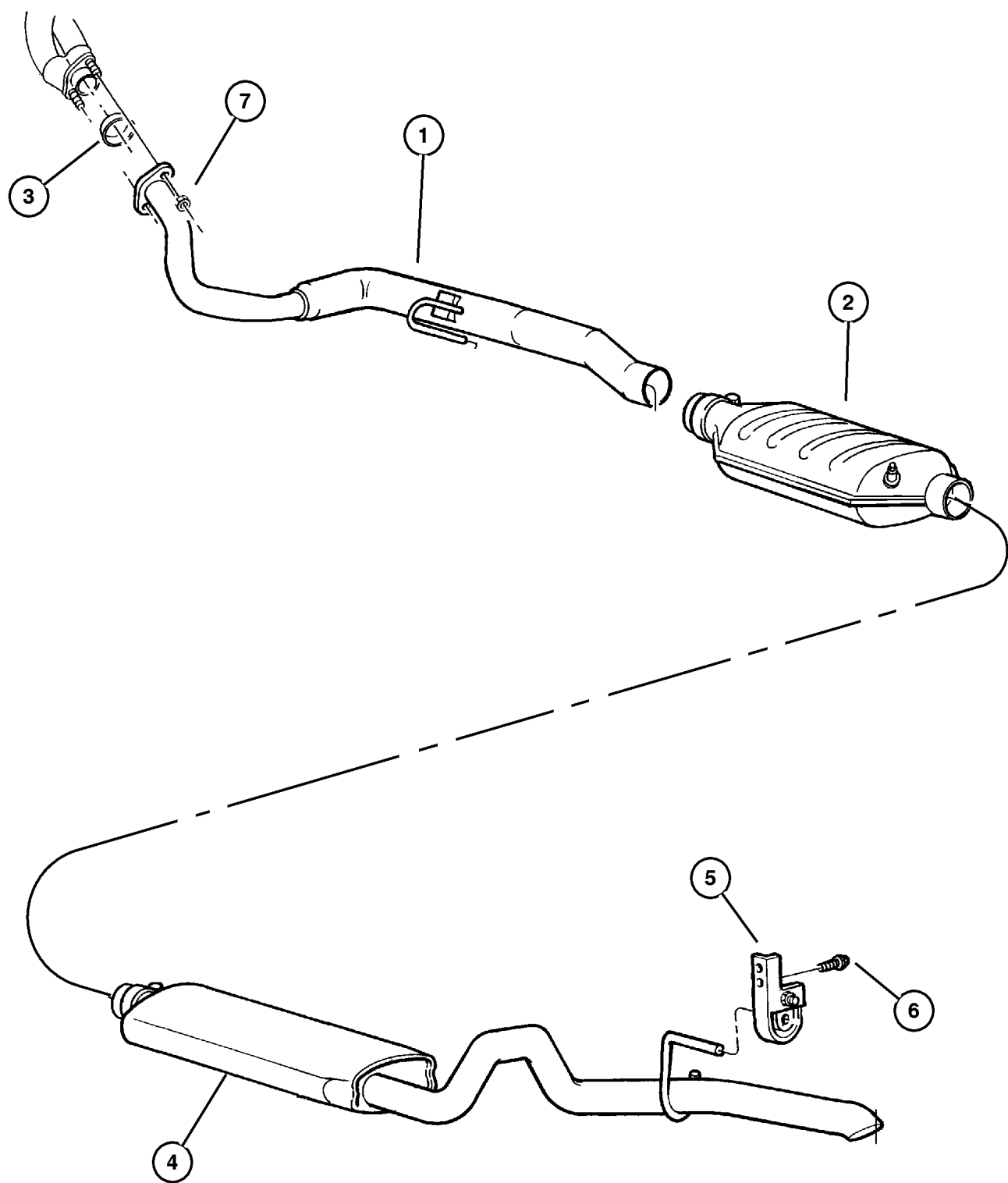
Heat Shields

Heat Shields 5.2L (ELF), 5.9L (EML) Engine Fig. 011-210



<p>011-100 Exhaust System</p> 	<p>011-200 Heat Shields</p> 		
--	--	--	--

**Exhaust System 4.0L (ERH) Engine
Figure 011-110**



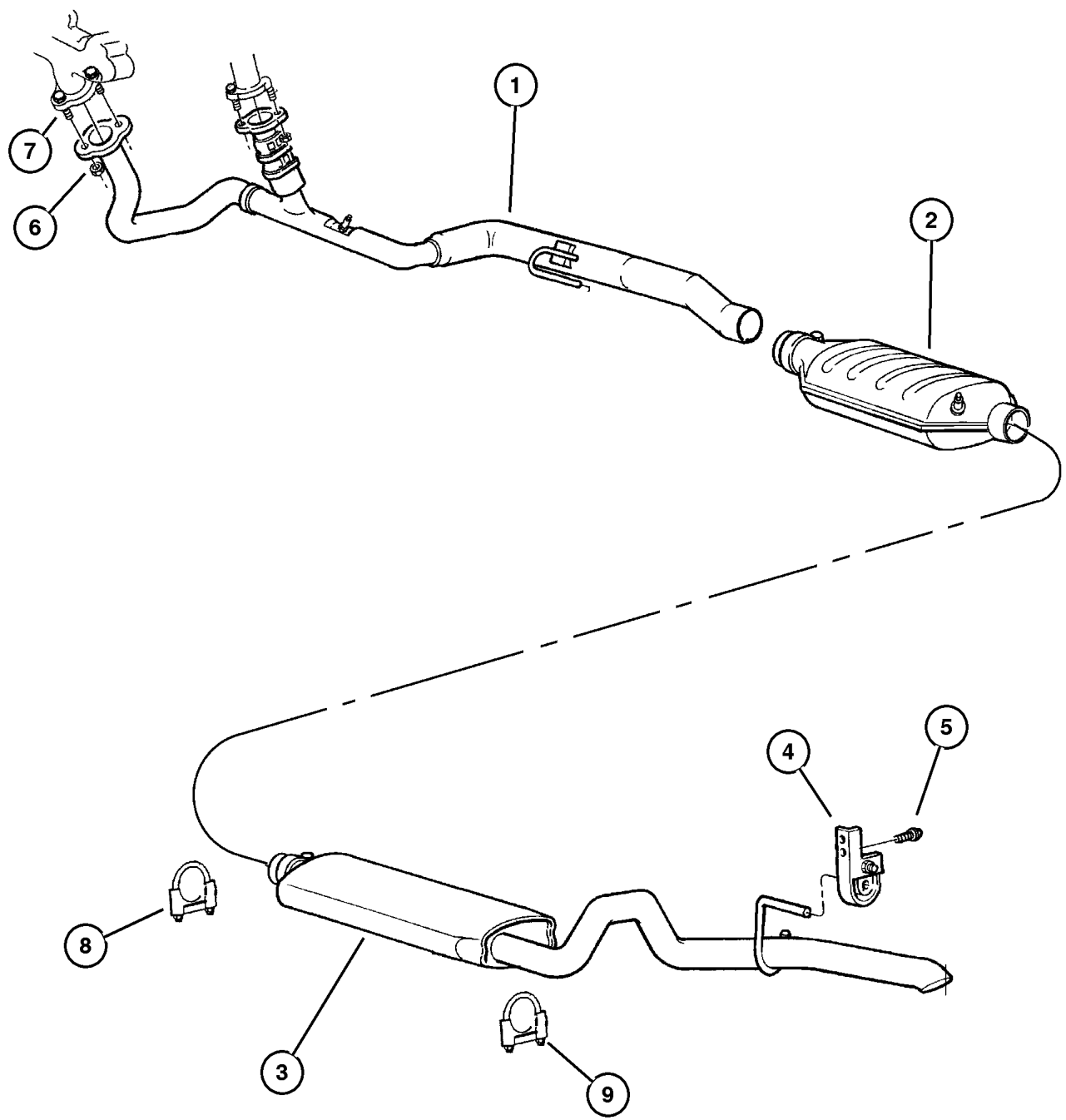
ITEM	PART NUMBER	QTY	LINE	SERIES	BODY	ENGINE	TRANS	TRIM	DESCRIPTION
1									PIPE, Exhaust
	52018 935AB	1				ER0			California
	52101 299AB	1				ER0			Federal, Canada
2									CONVERTER, Catalytic
	52019 480AC	1				ER0			Federal, Canada
	52101 401AB	1				ER0			California
3	5200 5431	1				ER0			SEAL, Exhaust
4	5210 1196	1				ER0			MUFFLER AND TAILPIPE, Exhaust
5	5210 1034	1							HANGER, Exhaust
6	6101 542	2							SCREW, Hex Head, M8-1.25 x 20
7	J400 5142	2				ER0			NUT, Hex Flange Lock
-8									CLAMP, Exhaust
	5200 2144	1							[57.15MM], Front
	5201 8424	1							[2.50' DIA], Rear
-9	5083 054AD	1				ER0			CONVERTER PACKAGE, Catalytic

JEEP GRAND CHEROKEE (ZJ)

SERIES	LINE	BODY	ENGINE	TRANSMISSION
L = Low Line	J = 4WD T = 2WD	74 = 4 Door	ERH, ER0 = 4.0L Power Tech I-6. ELF, EL0 = 5.2L V8 MPI EML, EM0 = 5.9L V8 MPI	DGW = 4 Speed Auto. 44RE DGK = 4 Speed Auto. 42RE DGT = 4 Speed Auto. 46RE DG0 = All Speed Auto.

AR = Use as required - = Non illustrated part # = New this model year

**Exhaust System 5.2L (ELF), 5.9L (EML) Engine
Figure 011-120**



ITEM	PART NUMBER	QTY	LINE	SERIES	BODY	ENGINE	TRANS	TRIM	DESCRIPTION
1	52101 301AB	1				EL0, EM0			PIPE, Exhaust
2	5201 9482	1				EL0, EM0			CONVERTER, Catalytic
3									MUFFLER AND TAILPIPE, Exhaust
	52101 205AC	1				EL0			
	5210 1703	1				EM0			
4	5210 1034	1							HANGER, Exhaust
5	6101 542	2							SCREW, Hex Head, M8-1.25 x 20
6	6031 959	4				EL0, EM0			NUT, Hex Flange Lock
7	6035 343	4				EL0, EM0			BOLT, Hex Head, .375-16x.25
8	5201 8424	1							CLAMP, Exhaust
9	5200 2144	1							CLAMP, Exhaust

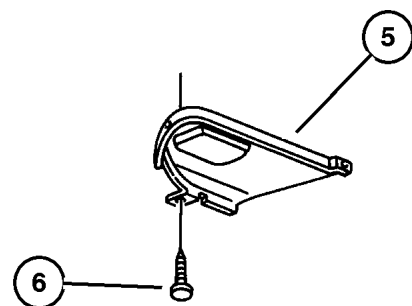
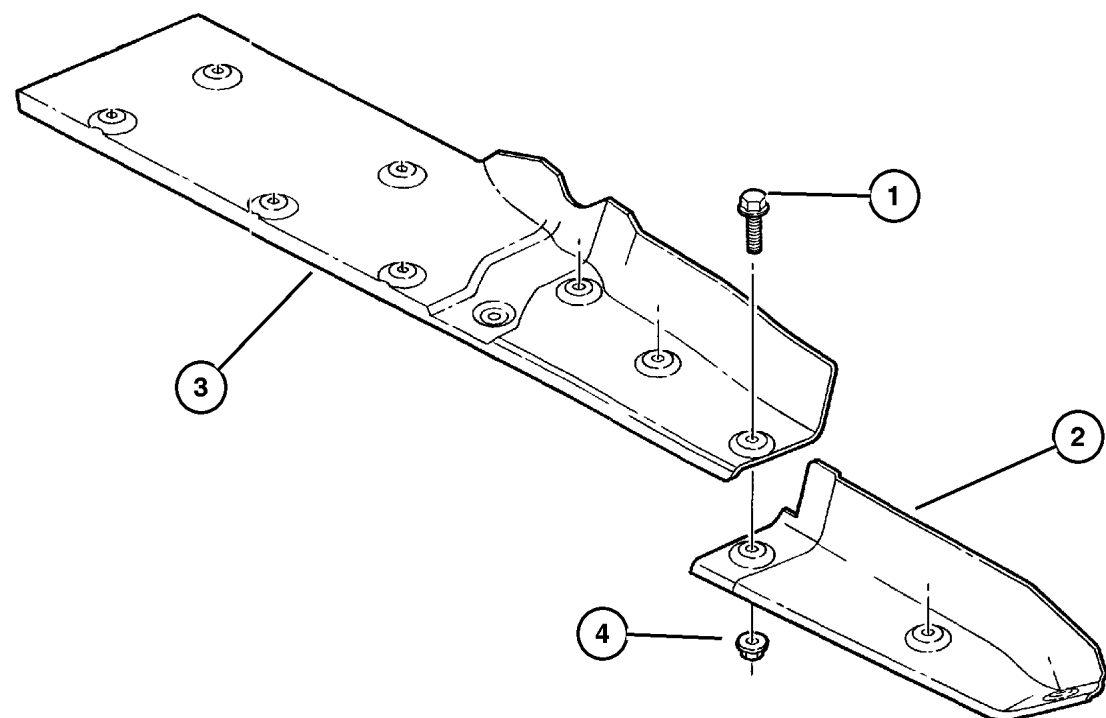
JEEP GRAND CHEROKEE (ZJ)

SERIES	LINE	BODY	ENGINE	TRANSMISSION
L = Low Line	J = 4WD T = 2WD	74 = 4 Door	ERH, ER0 = 4.0L Power Tech I-6. ELF, EL0 = 5.2L V8 MPI EML, EM0 = 5.9L V8 MPI	DGW = 4 Speed Auto. 44RE DGK = 4 Speed Auto. 42RE DGT = 4 Speed Auto. 46RE DGO = All Speed Auto.

AR = Use as required - = Non illustrated part # = New this model year

October 20, 2004

**Heat Shields 5.2L (ELF), 5.9L (EML) Engine
Figure 011-210**



ITEM	PART NUMBER	QTY	LINE	SERIES	BODY	ENGINE	TRANS	TRIM	DESCRIPTION
1									SCREW, .250-14X.699, (NOT SERVICED) (Not Serviced)
2	5525 5307	1							SHIELD, Heat
3	5529 6097	1							SHIELD, Heat
4	6034 402	10							NUT, Hex Flange, .25-7
5	5529 6098	1							SHIELD, Heat
6									PIN, M5x17.80, (NOT SERVICED) (Not Serviced)

JEEP GRAND CHEROKEE (ZJ)				
SERIES	LINE	BODY	ENGINE	TRANSMISSION
L = Low Line	J = 4WD T = 2WD	74 = 4 Door	ERH, ER0 = 4.0L Power Tech I-6. ELF, EL0 = 5.2L V8 MPI EML, EM0 = 5.9L V8 MPI	DGW = 4 Speed Auto. 44RE DGK = 4 Speed Auto. 42RE DGT = 4 Speed Auto. 46RE DGO = All Speed Auto.

AR = Use as required - = Non illustrated part # = New this model year

October 20, 2004

Group – 013

Frames and Bumpers

GROUP 13 - Frames and Bumpers

Illustration Title

Group-Fig. No.

Front Bumper and Fascia

Bumper, Front Fig. 013-240

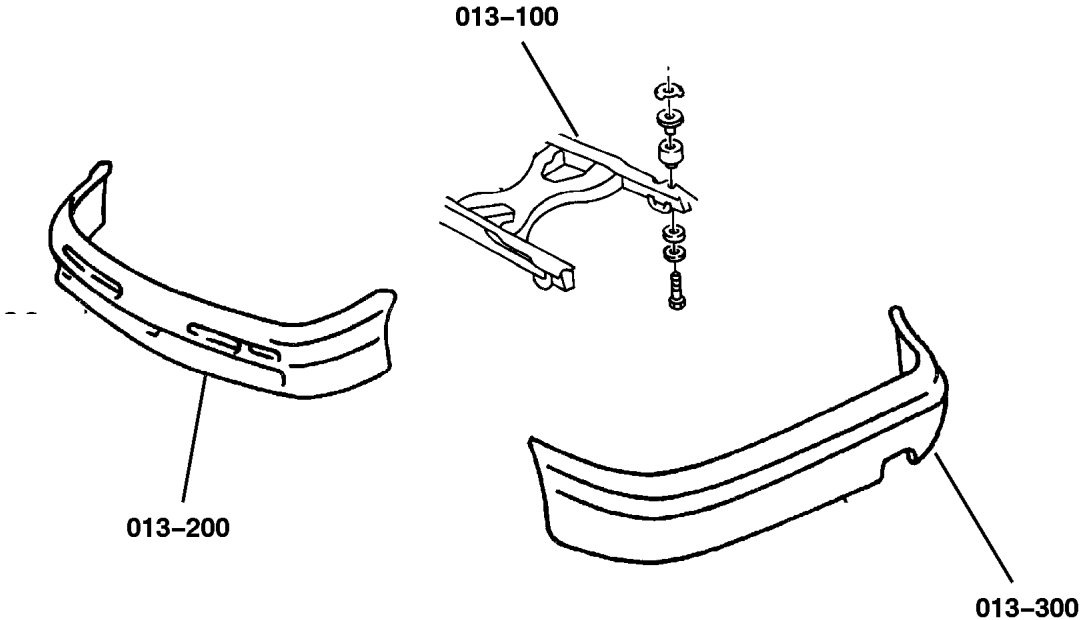
Rear Bumper and Fascia

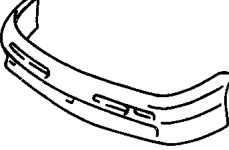


Bumper, Rear Fig. 013-340

Trailer Tow

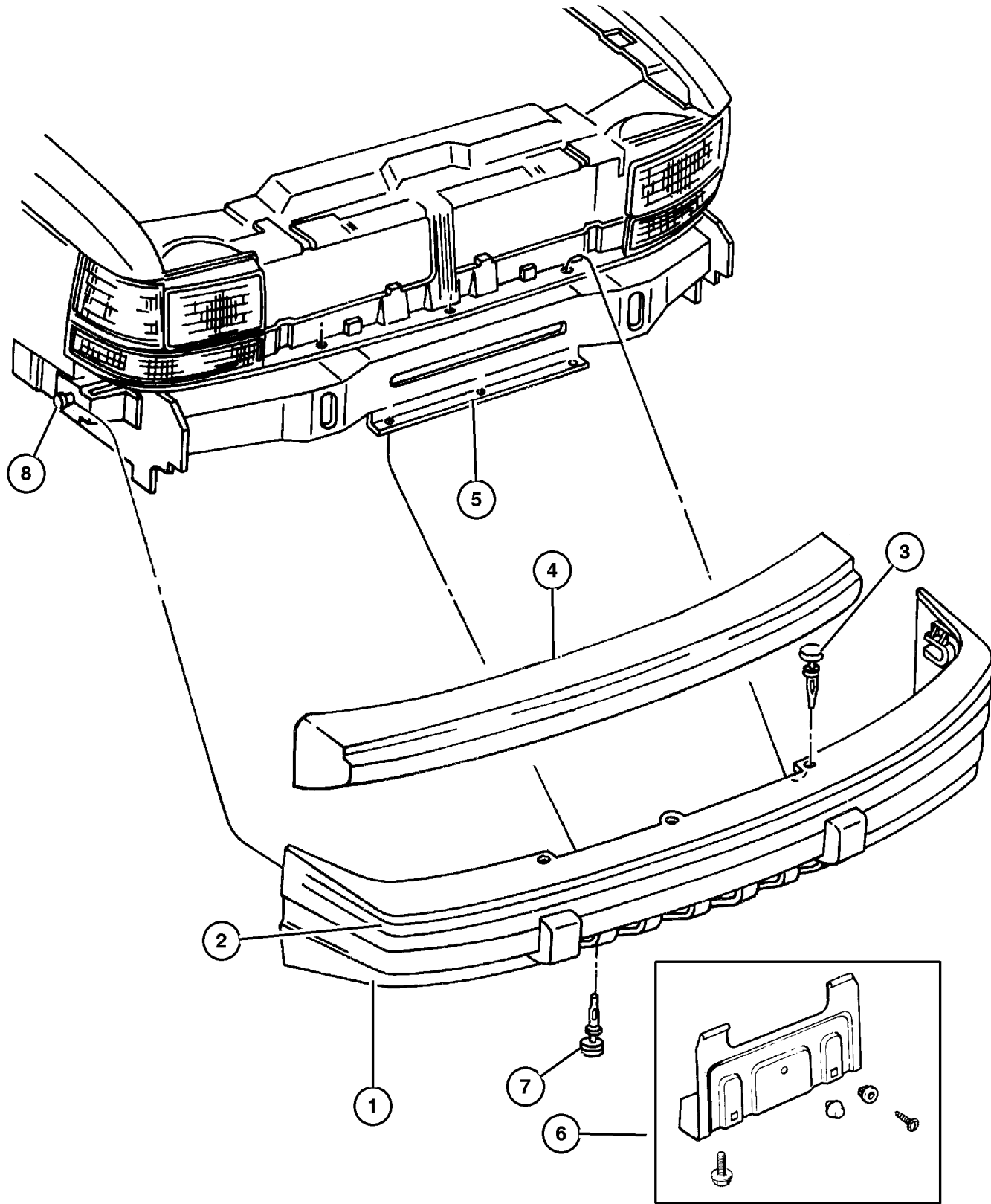
Tow Eye And Hooks Fig. 013-610

Trailer Towing Hitch Fig. 013-630



<p>013-200 Front Bumper and Fascia</p> 	<p>013-300 Rear Bumper and Fascia</p> 	<p>013-600 Trailer Tow</p> 	
---	--	---	--

Bumper, Front Figure 013-240



ITEM	PART NUMBER	QTY	LINE	SERIES	BODY	ENGINE	TRANS	TRIM	DESCRIPTION
1									FASCIA, Front
	5DS0 4SS5	1							Laredo without Fog Lamp [ARN]
	5DN6 3SS5	1							Laredo with Fog Lamp [ARN]
	4798 891	1							Limited LX [ARV] Laredo Special Edition [ADZ] (Service Dealer Paint)
	5FY81 VF7AB	1							Laredo Special Appearance [ADX] With Fog Lamps
	5FY82 MFDA	1							Laredo Special Appearance [ADX], Without Fog Lamps
	4798 891	1							Limited [ARP] (Service Dealer Paint)
	4883 110	1							TSI [AFM]
2									TAPE, Fascia, Front
	5FS8 6HC3	1							TSI (AFM), Right
	5FS8 7HC3	1							TSI (AFM), Left
3	6503 454	3							PIN, Fascia To Bumper, Push
4									ABSORBER, Front Energy
	5529 5483	1							Laredo (ARN)
		1							Laredo Special Edition (ADX)
	5525 5126	1							Limited (ARP)
	5529 5483	1							TSI (AFM)
5	5205 8271	1							BRACKET, Fascia, Fascia Support
6	5525 5994	1							LICENSE PLATE KIT, License Plate
7	6503 106	3							RETAINER, Push In Type M6.3
									Hole, Push
8	5525 4700	AR							PLATE, Fascia, Fascia Stud Repair

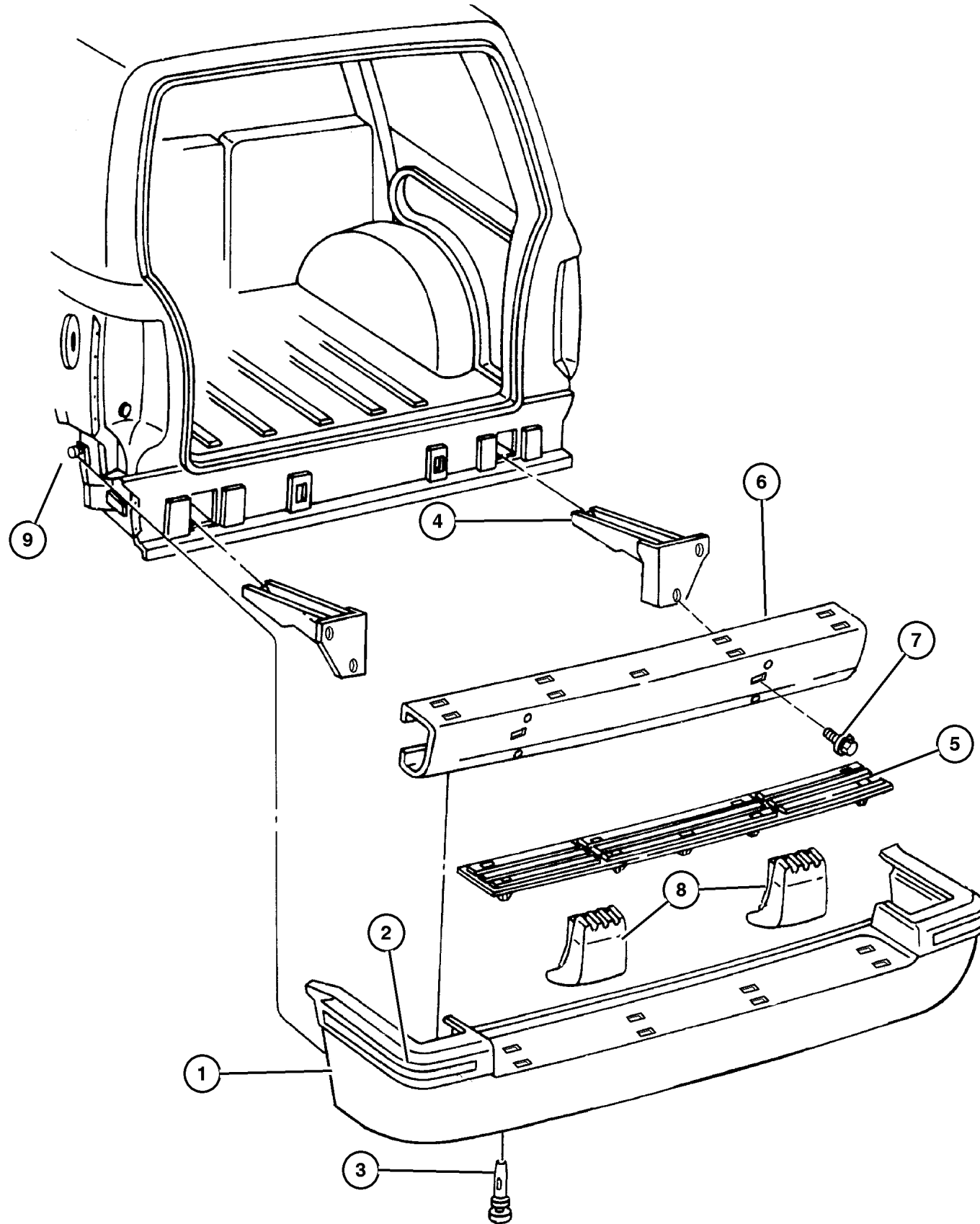
JEEP GRAND CHEROKEE (ZJ)

SERIES	LINE	BODY	ENGINE	TRANSMISSION
L = Low Line	J = 4WD T = 2WD	74 = 4 Door	ERH, ER0 = 4.0L Power Tech I-6. ELF, EL0 = 5.2L V8 MPI EML, EM0 = 5.9L V8 MPI	DGW = 4 Speed Auto. 44RE DGK = 4 Speed Auto. 42RE DGT = 4 Speed Auto. 46RE DGO = All Speed Auto.

AR = Use as required - = Non illustrated part # = New this model year

October 20, 2004

Bumper, Rear
Figure 013-340



ITEM	PART NUMBER	QTY	LINE	SERIES	BODY	ENGINE	TRANS	TRIM	DESCRIPTION
1									FASCIA, Rear
	5DP6 5SS5	1							Laredo [ARN]
	5FY80 VF7AB	1							Laredo Special Appearance [ADX]
	4798 892	1							Limited [ARP], Laredo Special Edition [ADZ], (Service Dealer Paint)
	4883 111	1							TSI [AFM]
2	5FS9 6HC3	1							TAPE, Fascia, Rear, TSI (AFM)
3	6503 106	4							RETAINER, Push In Type M6.3 Hole
4									BRACKET, Rear Bumper
	5525 5338	1							Right
	5525 5339	1							Left
5	5503 1880	1							PLATE, Scuff, Rear Bumper Step
6	5515 5459	1							REINFORCEMENT, Rear Bumper
7									SCREW, (NOT SERVICED) (Not Serviced)
8									ABSORBER, Rear Energy
	5529 5508	1							Laredo (ARN,ADX)
	5525 5128	1							Limited (ARP)
	5529 5508	1							TSI (AFM)
9	5525 4700	AR							PLATE, Fascia, Fascia Stud Repair

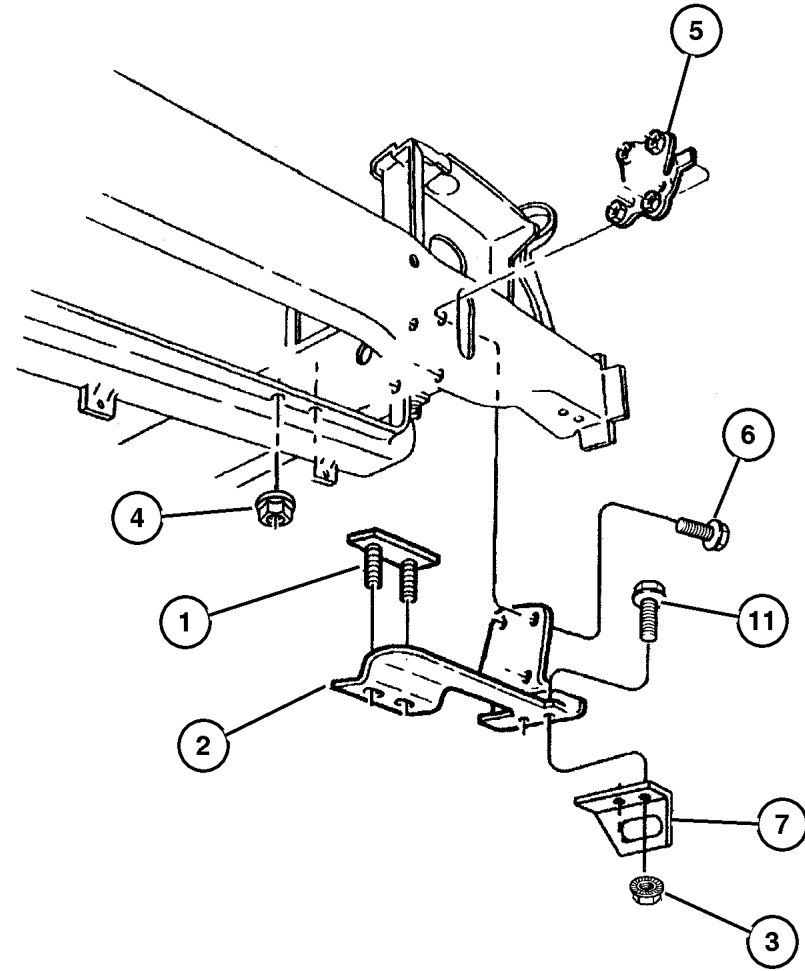
JEEP GRAND CHEROKEE (ZJ)

SERIES	LINE	BODY	ENGINE	TRANSMISSION
L = Low Line	J = 4WD T = 2WD	74 = 4 Door	ERH, ER0 = 4.0L Power Tech I-6. ELF, EL0 = 5.2L V8 MPI EML, EM0 = 5.9L V8 MPI	DGW = 4 Speed Auto. 44RE DGK = 4 Speed Auto. 42RE DGT = 4 Speed Auto. 46RE DGO = All Speed Auto.

AR = Use as required - = Non illustrated part # = New this model year

October 20, 2004

**Tow Eye And Hooks
Figure 013-610**



ITEM	PART NUMBER	QTY	LINE	SERIES	BODY	ENGINE	TRANS	TRIM	DESCRIPTION
1	5515 5486	2	J						STUD PLATE, Brush Guard, Stud
2									BRACKET, Tow Hook
	5205 7628	1							Right Front
	5205 7629	1							Left Front
	5200 5584	1							Rear
3									NUT, (NOT SERVICED) (Not Serviced)
4	6101 448	4							NUT AND WASHER, Hex Nut-Coned Washer, M10 x 1.5
5									PLATE, Tow Hook
	5205 7762	1							Right
	5205 7763	1							Left
6	6503 331	8							SCREW AND WASHER, Hex Flange Head Lock, M10x1.5x40
7	5200 1644	1							HOOK, Tow
-8	5205 7999	2							HOOK, Tow
-9	6101 554	4							SCREW AND WASHER, Hex Head, M12x1.75x55, Tow Hook
-10	6100 055	4							NUT AND WASHER, Hex Nut-Coned Washer, M12 x 1.75, Tow Hook
11	6101 102	1							BOLT, Hex Head, M12x1.75x45

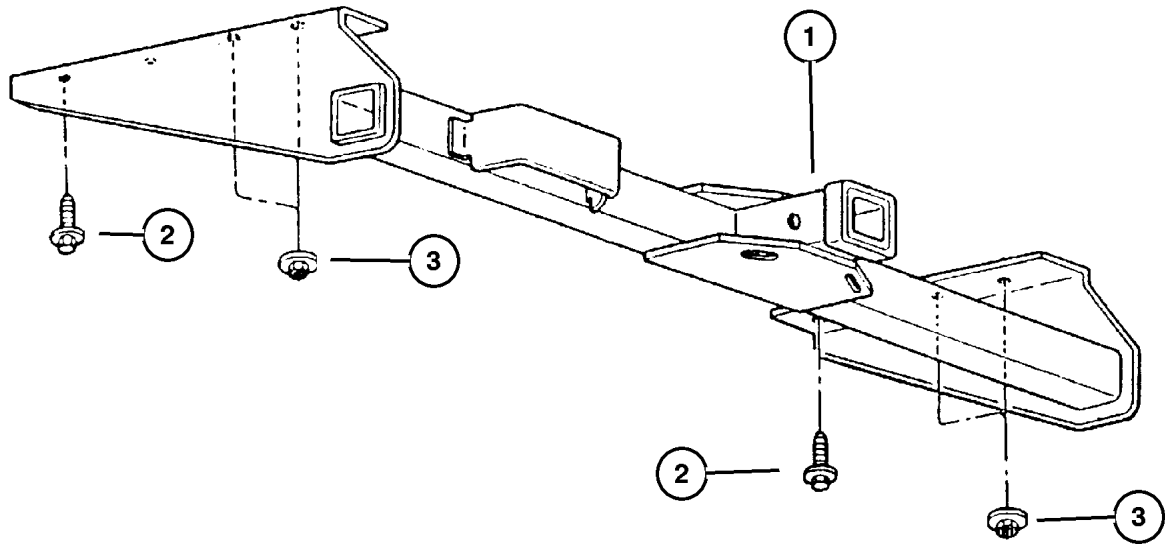
JEEP GRAND CHEROKEE (ZJ)				
SERIES	LINE	BODY	ENGINE	TRANSMISSION
L = Low Line	J = 4WD T = 2WD	74 = 4 Door	ERH, ER0 = 4.0L Power Tech I-6. ELF, EL0 = 5.2L V8 MPI EML, EM0 = 5.9L V8 MPI	DGW = 4 Speed Auto. 44RE DGK = 4 Speed Auto. 42RE DGT = 4 Speed Auto. 46RE DG0 = All Speed Auto.

AR = Use as required - = Non illustrated part # = New this model year

October 20, 2004

**Trailer Towing Hitch
Figure 013-630**

ITEM	PART NUMBER	QTY	LINE	SERIES	BODY	ENGINE	TRANS	TRIM	DESCRIPTION
1	5205 8755	1							HITCH, Trailer
2	6101 102	2							BOLT, Hex Head, M12x1.75x45
3	6100 056	4							NUT AND WASHER, Hex, M12x1.75



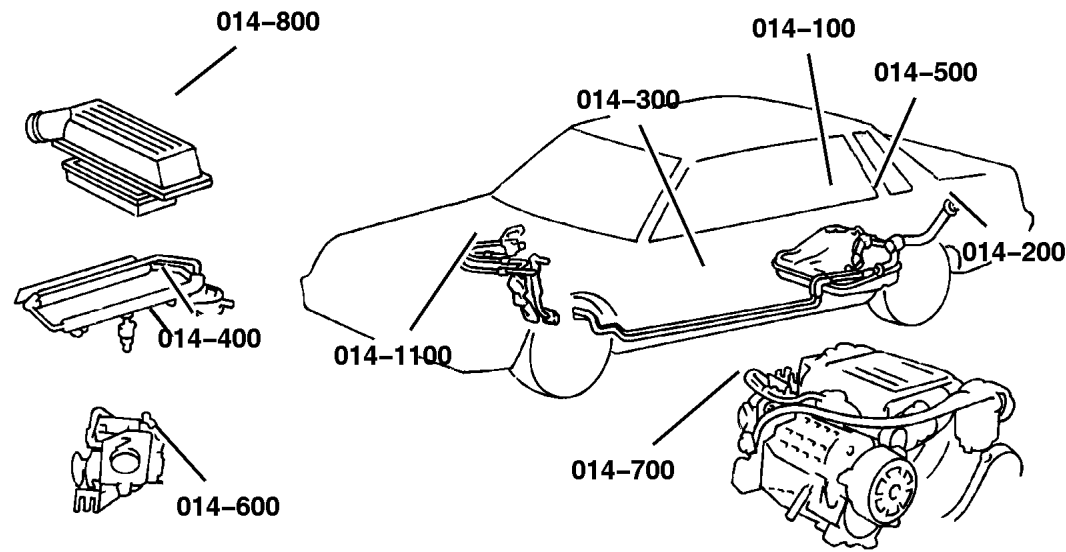
JEEP GRAND CHEROKEE (ZJ)				
SERIES	LINE	BODY	ENGINE	TRANSMISSION
L = Low Line	J = 4WD T = 2WD	74 = 4 Door	ERH, ER0 = 4.0L Power Tech I-6. ELF, EL0 = 5.2L V8 MPI EML, EM0 = 5.9L V8 MPI	DGW = 4 Speed Auto. 44RE DGK = 4 Speed Auto. 42RE DGT = 4 Speed Auto. 46RE DG0 = All Speed Auto.

AR = Use as required - = Non illustrated part # = New this model year

October 20, 2004


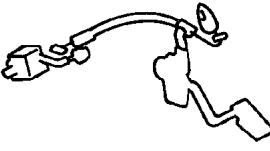

Group – 014

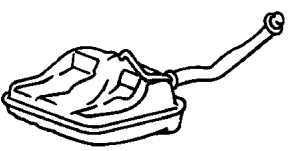


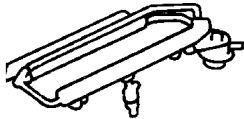
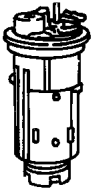

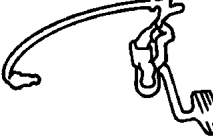
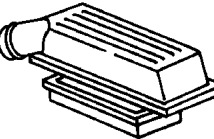
Fuel



Group – 014

Fuel

014-900 Air Intake System 	014-1000 Speed Control 	014-1100 Accelerator Pedal 	
--	---	---	--

014-100 Tank, Fuel 	014-200 Fuel Tank Filler Tube 	014-300 Fuel Lines 	014-400 Fuel Rail 
014-500 Fuel Pump and Sending Unit 	014-600 Throttle Body 	014-700 Throttle Controls 	014-800 Air Cleaner 

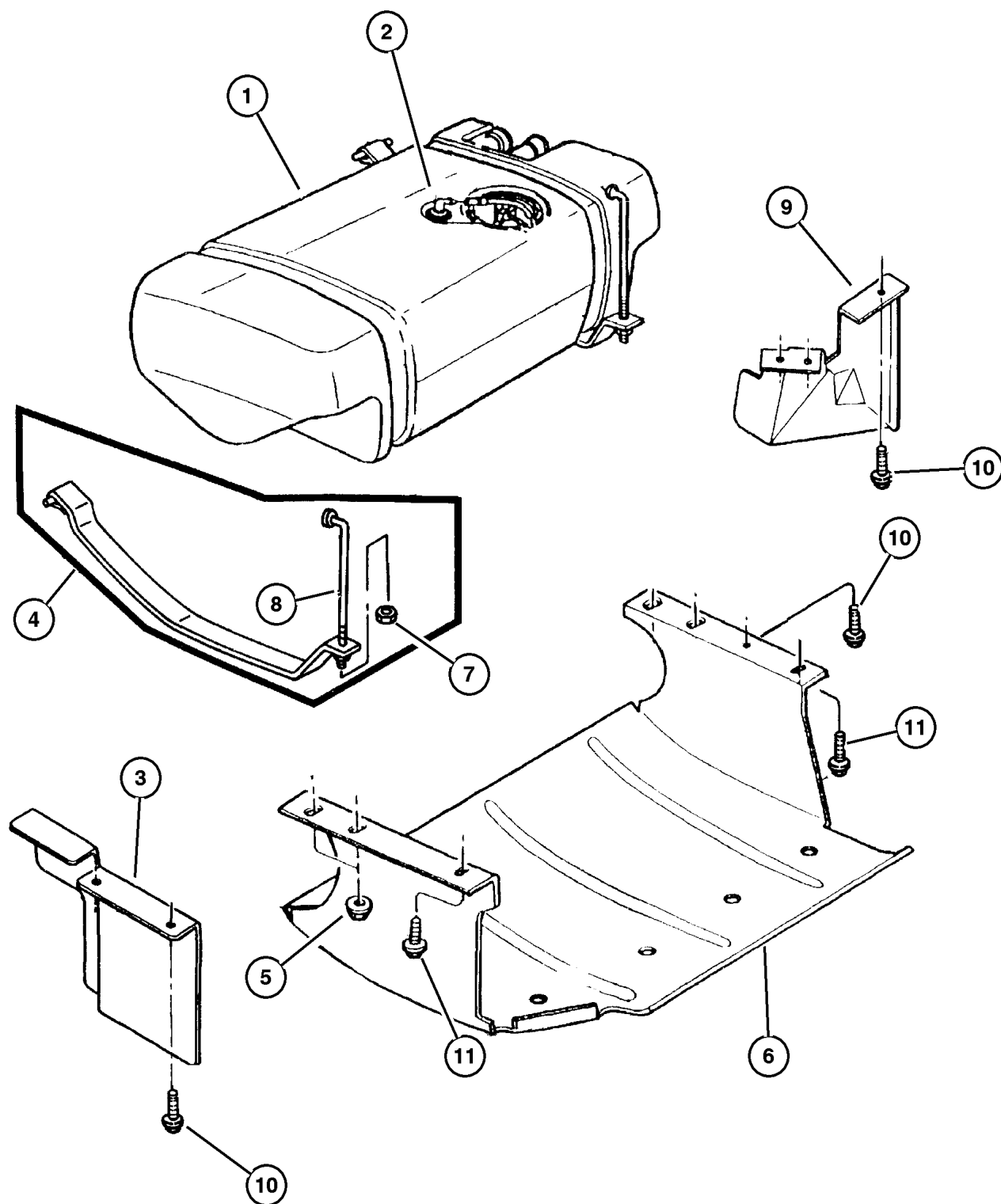
GROUP 14 - Fuel

Illustration Title	Group-Fig. No.
Tank, Fuel	
Fuel Tank 4.0L (ERH), 5.2L (ELF), 5.9L (EML) Engine	Fig. 014-130
Fuel Tank Filler Tube	
Fuel Tank Filler Tube 4.0L (ERH), 5.2L (ELF), 5.9L (EML) Engine	Fig. 014-220
Fuel Lines	
Fuel Lines, Front 4.0L (ERH), 5.2L (ELF), 5.9L (EML) Engine	Fig. 014-310
Fuel Lines, Rear 4.0L (ERH), 5.2L (ELF), 5.9L (EML) Engine	Fig. 014-340
Fuel Rail	
Fuel Injection System 4.0L (ERH), 5.2L (ELF), 5.9L (EML) Engine	Fig. 014-410
Fuel Pump and Sending Unit	
Fuel Module 4.0L (ERH), 5.2L (ELF), 5.9L (EML) Engine	Fig. 014-520
Throttle Body	
Throttle Body 4.0L (ERH), 5.2L (ELF), 5.9L (EML) Engine	Fig. 014-610
Throttle Controls	
Throttle Controls 4.0L (ERH), 5.2L (ELF), 5.9L (EML) Engine	Fig. 014-720
Air Cleaner	
Air Cleaner 4.0L (ERH), 5.2L (ELF), 5.9L (EML) Engine	Fig. 014-850
Air Intake System	
Air Intake System 4.0L (ERH), 5.2L (ELF), 5.9L (EML) Engine	Fig. 014-910
Speed Control	
Speed Control 4.0L (ERH), 5.2L (ELF), 5.9L (EML) Engine	Fig. 014-1030
Accelerator Pedal	
Accelerator Pedal 4.0L (ERH), 5.2L (ELF), 5.9L (EML) Engine	Fig. 014-1110



Fuel Tank 4.0L (ERH), 5.2L (ELF), 5.9L (EML) Engine
Figure 014-130

ITEM	PART NUMBER	QTY	LINE	SERIES	BODY	ENGINE	TRANS	TRIM	DESCRIPTION
1	5210 0233	1				ELO, EMO, ERO			TANK, Fuel
2									VALVE, Fuel Vapor, Serviced in Tank, (NOT SERVICED) (Not Serviced)
3	5529 6096	1							SHIELD, Heat
4	5210 0128	2							STRAP, Fuel Tank
5	6100 056	4							NUT AND WASHER, Hex, M12x1.75
6	5201 8436	1							PLATE, Fuel Tank Skid
7	6034 955	2							NUT, Hex Flange Lock, .375-16
8	5210 0130	2							BOLT, Fuel Tank Strap
9	5305 5010	1							SHIELD, Fuel Tank
10	6101 777	4							SCREW, Hex Flange Head Tapping, M6x1.00x20.00
11	6101 102	2							BOLT, Hex Head, M12x1.75x45

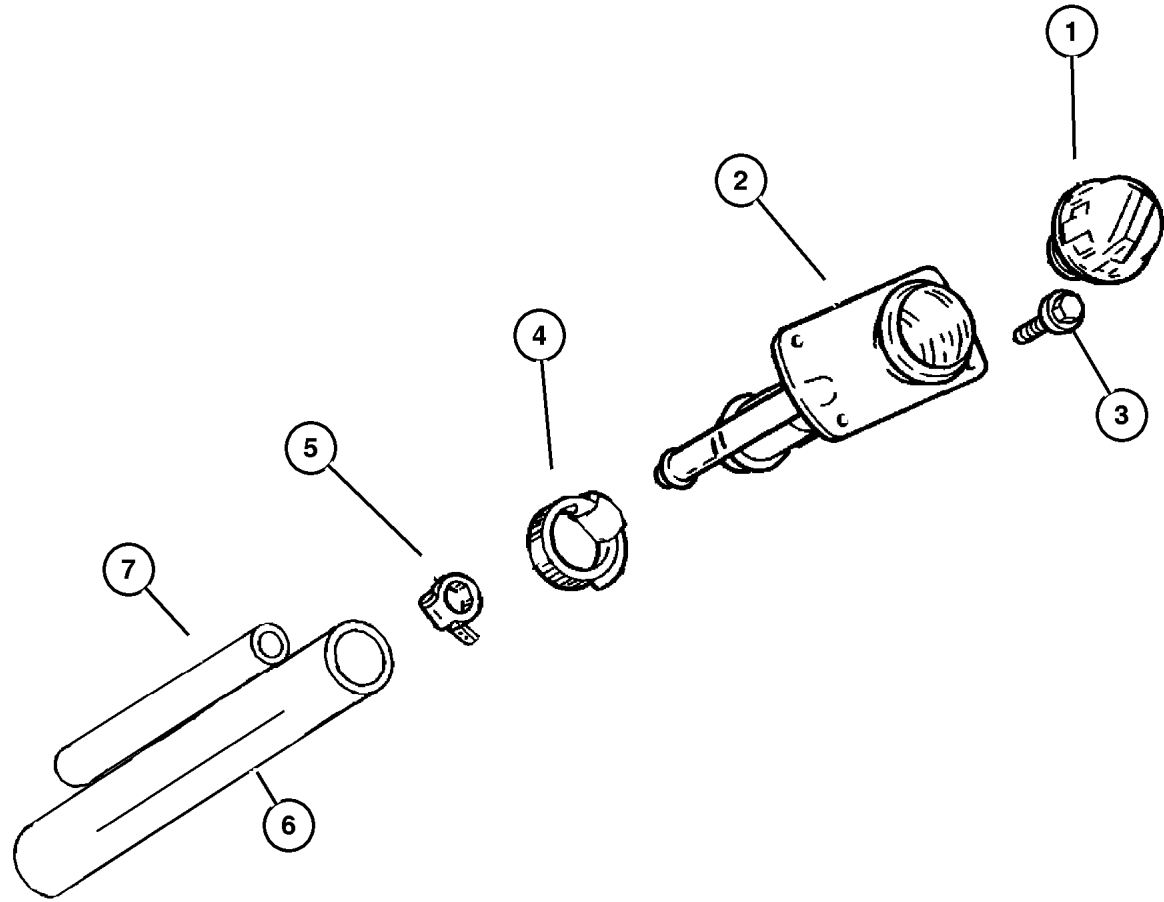


JEEP GRAND CHEROKEE (ZJ)				
SERIES	LINE	BODY	ENGINE	TRANSMISSION
L = Low Line	J = 4WD T = 2WD	74 = 4 Door	ERH, ER0 = 4.0L Power Tech I-6. ELF, ELO = 5.2L V8 MPI EML, EMO = 5.9L V8 MPI	DGW = 4 Speed Auto. 44RE DGK = 4 Speed Auto. 42RE DGT = 4 Speed Auto. 46RE DGO = All Speed Auto.

AR = Use as required - = Non illustrated part # = New this model year

October 20, 2004

Fuel Tank Filler Tube 4.0L (ERH), 5.2L (ELF), 5.9L (EML) Engine
Figure 014-220



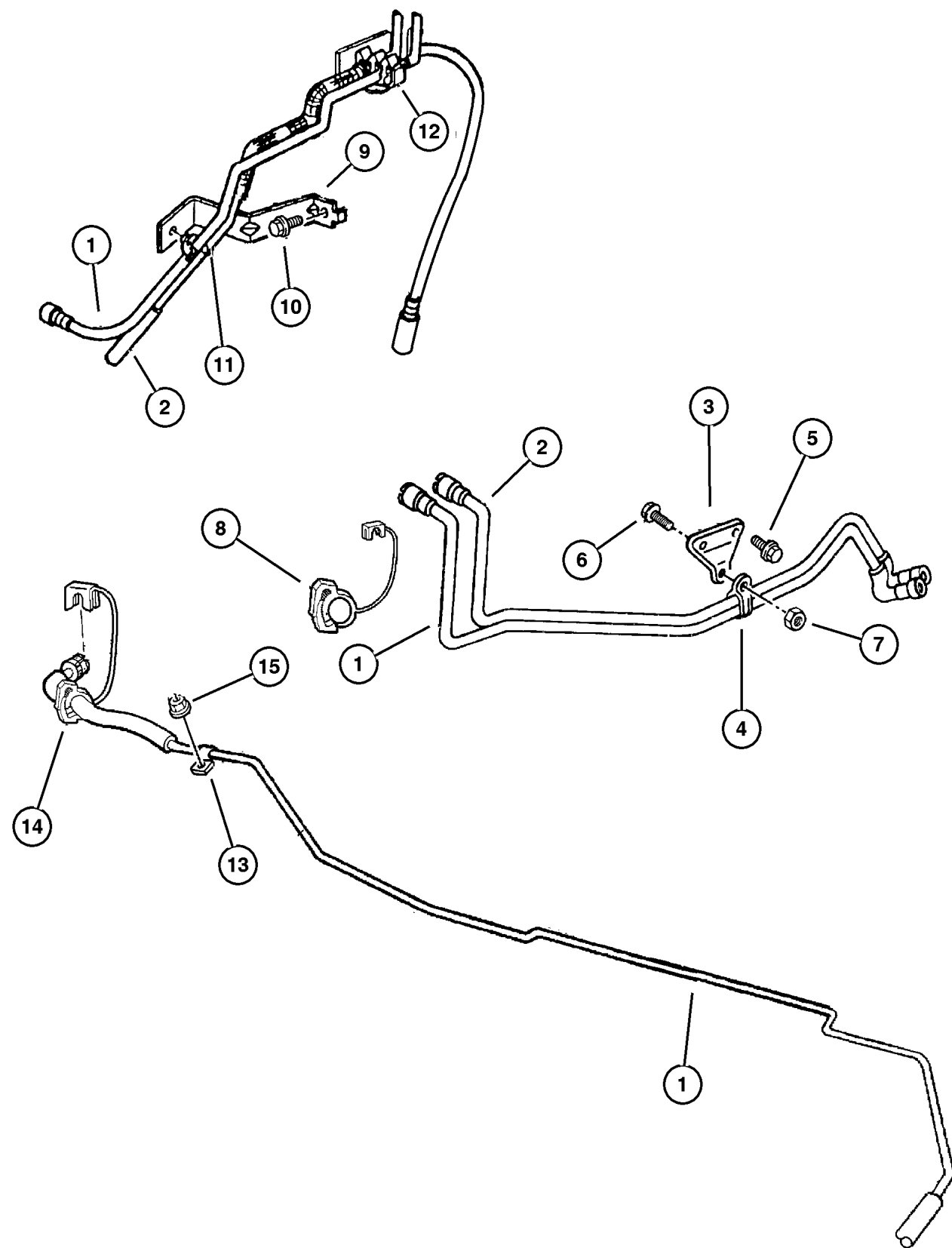
ITEM	PART NUMBER	QTY	LINE	SERIES	BODY	ENGINE	TRANS	TRIM	DESCRIPTION
1	5200 6629	1							CAP, Fuel Filler
	5210 0205	1							[_XJH]
2	5212 7949	1				ELO, EM0, ER0			TUBE, Filler
3	0154 236	4							SCREW, Stake, .19-24
4	6502 090	1							CLAMP, Hose
5	2448 770	1							CLAMP, Hose
6	5201 8801	1				ELO, EM0, ER0			HOSE, Fuel Filler
7	5201 8799	1				ELO, EM0, ER0			HOSE, Fuel

JEEP GRAND CHEROKEE (ZJ)
 SERIES LINE BODY ENGINE TRANSMISSION
 L = Low Line J = 4WD 74 = 4 Door ERH, ER0 = 4.0L Power Tech I-6. DGW = 4 Speed Auto. 44RE
 T = 2WD ELF, EL0 = 5.2L V8 MPI DGK = 4 Speed Auto. 42RE
 EML, EM0 = 5.9L V8 MPI DGT = 4 Speed Auto. 46RE
 DG0 = All Speed Auto.

AR = Use as required - = Non illustrated part # = New this model year

October 20, 2004

Fuel Lines, Front 4.0L (ERH), 5.2L (ELF), 5.9L EML) Engine
Figure 014-310



ITEM	PART NUMBER	QTY	LINE	SERIES	BODY	ENGINE	TRANS	TRIM	DESCRIPTION
1									TUBE, Fuel Supply
	5210 0210	1				EL0, EM0			
	5212 7633	1				ER0			
2									TUBE, Fuel Vapor
	5210 0171	1				EM0			Federal, Canada
	5202 0521	1				EL0, ER0			Federal, Canada
		1							California
3	5200 7273	1				ER0			BRACKET, Fuel Line
4	6504 589	1				ER0			CLIP, Fuel Line
5	6101 801	2				ER0			SCREW, Tapping Annular, M8x1.25x15
6	6501 714	1				ER0			SCREW AND WASHER, Hex Head, M6x1x18
7	6100 047	1				ER0			NUT AND WASHER, Hex Nut-Coned Washer, M6 x 1.00
8									CLIP, Fuel Line
	5212 7788	1				ER0			
		1				EL0, EM0			
9	52100 303AA	1							BRACKET, Fuel Line
10	6101 777	1							SCREW, Hex Flange Head Tapping, M6x1.00x20.00
11	3420 2479	1				EL0, EM0, ER0			CLIP, Fuel Tube
12	3420 2479	1				EL0, EM0, ER0			CLIP, Fuel Tube
13	0120 522	1				EL0, EM0			CLIP, Wrap Around
14									CLIP, Fuel Line
	5212 7788	1				ER0			
		1				EL0, EM0			
15									NUT AND WASHER, Hex Nut-Coned Washer, .25-20
	6033 560	2				ER0			
		1				EL0, EM0			

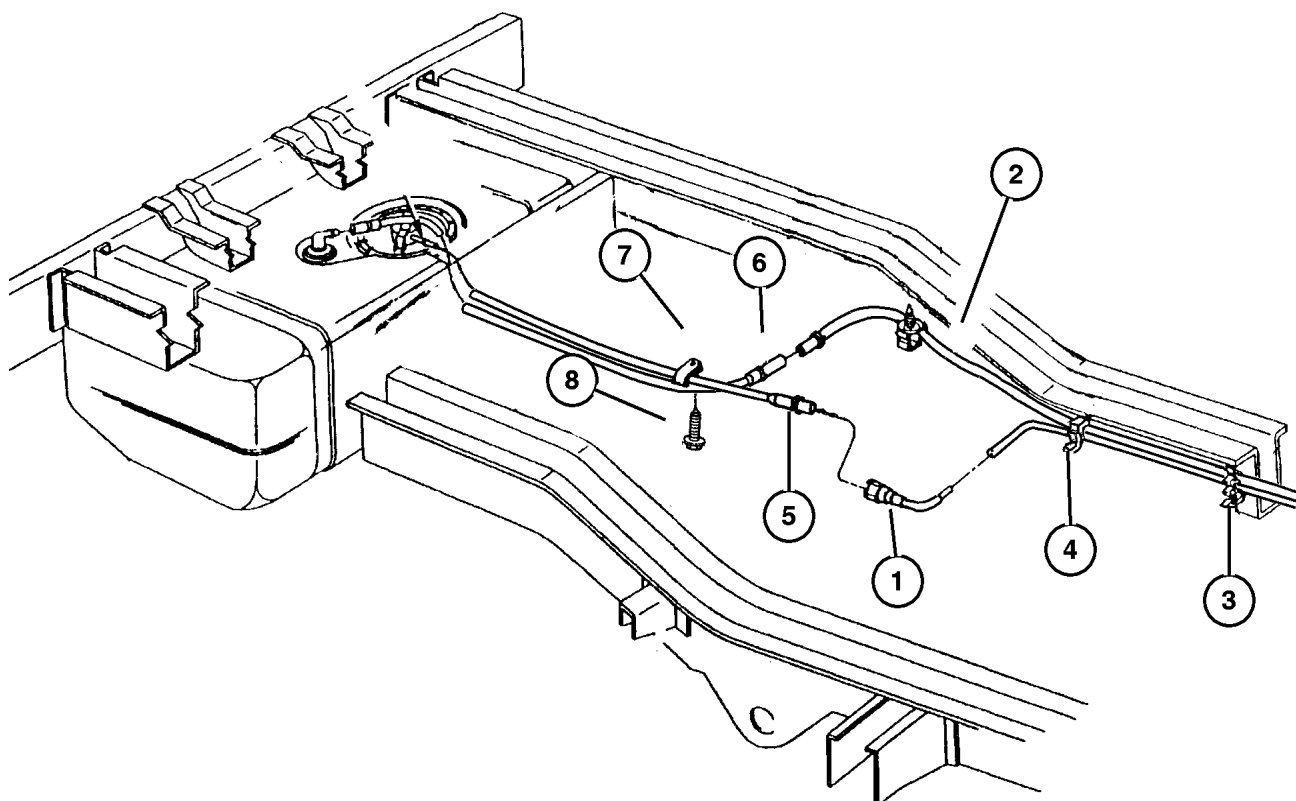
JEEP GRAND CHEROKEE (ZJ)

SERIES	LINE	BODY	ENGINE	TRANSMISSION
L = Low Line	J = 4WD T = 2WD	74 = 4 Door	ERH, ER0 = 4.0L Power Tech I-6. ELF, EL0 = 5.2L V8 MPI EML, EM0 = 5.9L V8 MPI	DGW = 4 Speed Auto. 44RE DGK = 4 Speed Auto. 42RE DGT = 4 Speed Auto. 46RE DGO = All Speed Auto.

AR = Use as required - = Non illustrated part # = New this model year

October 20, 2004

Fuel Lines, Rear 4.0L (ERH), 5.2L (ELF), 5.9L (EML) Engine
Figure 014-340



ITEM	PART NUMBER	QTY	LINE	SERIES	BODY	ENGINE	TRANS	TRIM	DESCRIPTION
1	5210 0232	1				EL0, EM0, ER0			TUBE, Fuel Supply
2	5201 7980	1				EL0, EM0, ER0			TUBE, Fuel Vapor
3	5200 7533	4				EL0, EM0, ER0			CLIP, Tube, 3 Way
4	3420 2479	2				EL0, EM0, ER0			CLIP, Fuel Tube
5	5210 0161	1				EL0, EM0, ER0			TUBE, Fuel Delivery
6	5200 5110	1				EL0, EM0, ER0			TUBE, Fuel Vapor
7	3420 2479	1				EL0, EM0, ER0			CLIP, Fuel Tube
8	6101 777	1							SCREW, Hex Flange Head Tapping, M6x1.00x20.00

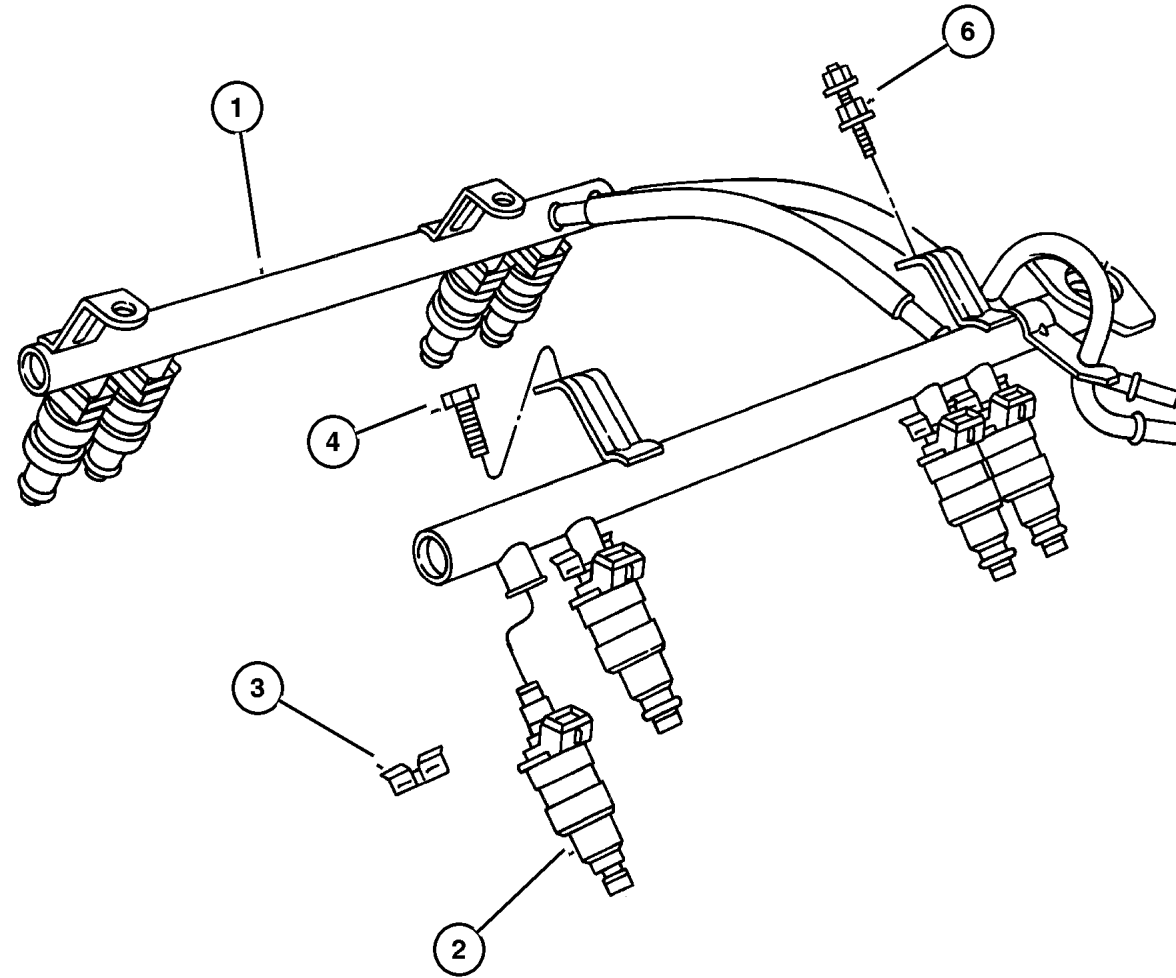
JEEP GRAND CHEROKEE (ZJ)

SERIES	LINE	BODY	ENGINE	TRANSMISSION
L = Low Line	J = 4WD T = 2WD	74 = 4 Door	ERH, ER0 = 4.0L Power Tech I-6. ELF, EL0 = 5.2L V8 MPI EML, EM0 = 5.9L V8 MPI	DGW = 4 Speed Auto. 44RE DGK = 4 Speed Auto. 42RE DGT = 4 Speed Auto. 46RE DGO = All Speed Auto.

AR = Use as required - = Non illustrated part # = New this model year

October 20, 2004

Fuel Injection System 4.0L (ERH), 5.2L (ELF), 5.9L (EML) Engine
Figure 014-410



ITEM	PART NUMBER	QTY	LINE	SERIES	BODY	ENGINE	TRANS	TRIM	DESCRIPTION
1									RAIL, Fuel
	5303 0598	1				EL0, EM0			
	5303 0699	1				ER0			
2									INJECTOR, Fuel
	5303 0778	6				ER0			
		8				EL0, EM0			
3									CLIP, Fuel Injector
	4418 257	6				ER0			
		8				EL0, EM0			
4	6501 979	3				ER0			SCREW AND WASHER, Hex Head, M6x1x17
-5	6035 575	4				EL0, EM0			SCREW AND WASHER, .312-18x. 875
6	6502 647	1				ER0			STUD, M6x1.00x44
-7	5018 781AA	1				ER0			CAP, Diagnostic Port

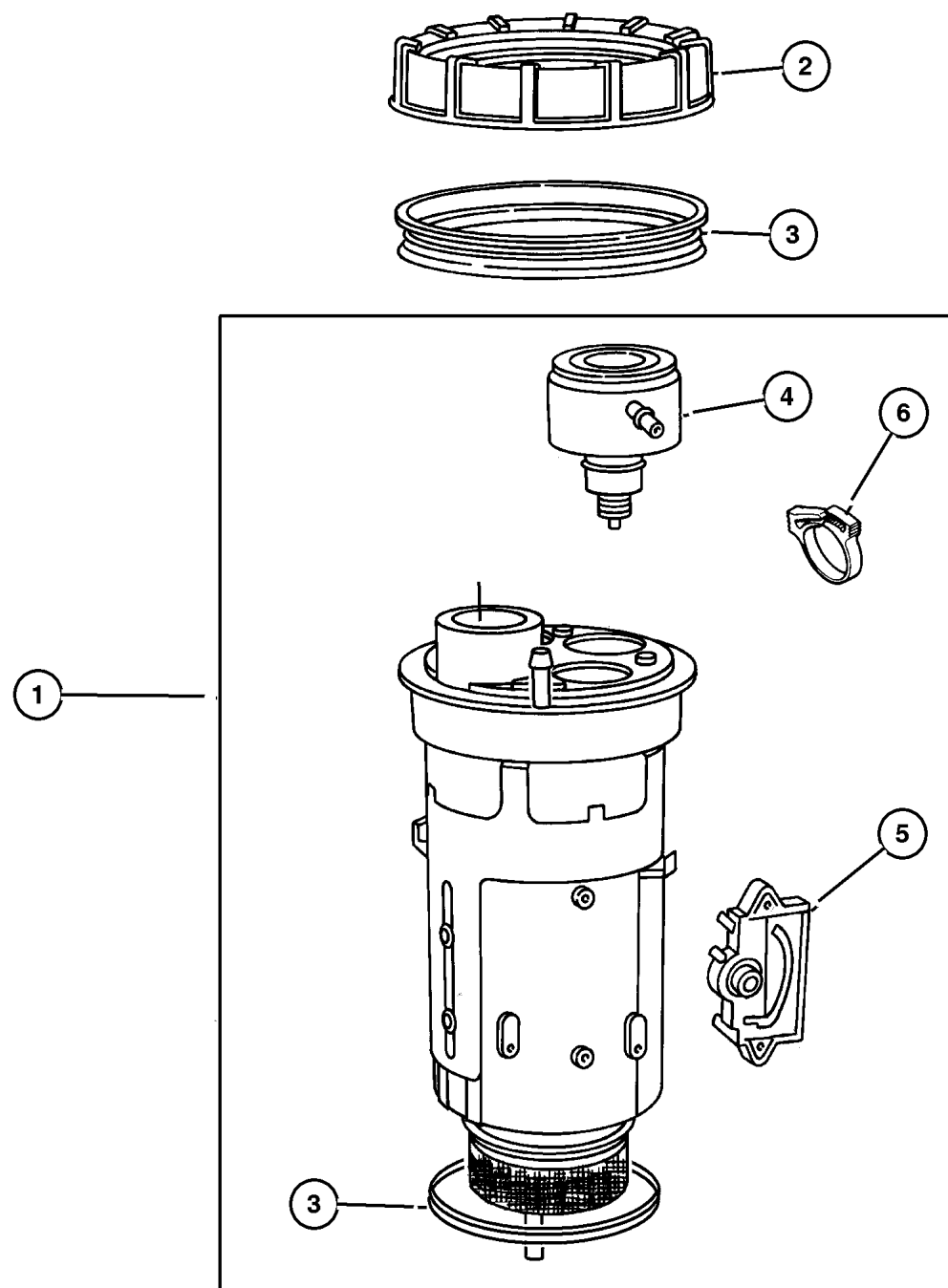
JEEP GRAND CHEROKEE (ZJ)

SERIES	LINE	BODY	ENGINE	TRANSMISSION
L = Low Line	J = 4WD T = 2WD	74 = 4 Door	ERH, ER0 = 4.0L Power Tech I-6. ELF, EL0 = 5.2L V8 MPI EML, EM0 = 5.9L V8 MPI	DGW = 4 Speed Auto. 44RE DGK = 4 Speed Auto. 42RE DGT = 4 Speed Auto. 46RE DGO = All Speed Auto.

AR = Use as required - = Non illustrated part # = New this model year

October 20, 2004

Fuel Module 4.0L (ERH), 5.2L (ELF), 5.9L (EML) Engine
Figure 014-520



ITEM	PART NUMBER	QTY	LINE	SERIES	BODY	ENGINE	TRANS	TRIM	DESCRIPTION
1	4874 172	1				EL0, EM0			MODULE PACKAGE, Fuel Tank Module/w seal
2	5200 5389	1				ER0 EL0,			Module/w seal NUT, Fuel Pump Module
3	5201 8808	1				EM0, ER0 EL0, EM0,			SEAL, Fuel Pump and Level Unit
4	4798 301	1				ER0 EL0, EM0			FILTER, Fuel
5	5010 176AA	1				ER0 EL0, EM0			BOARD PACKAGE, Fuel Level Circuit
6	4625 797	1				EL0, EM0, ER0			CLIP, Connector

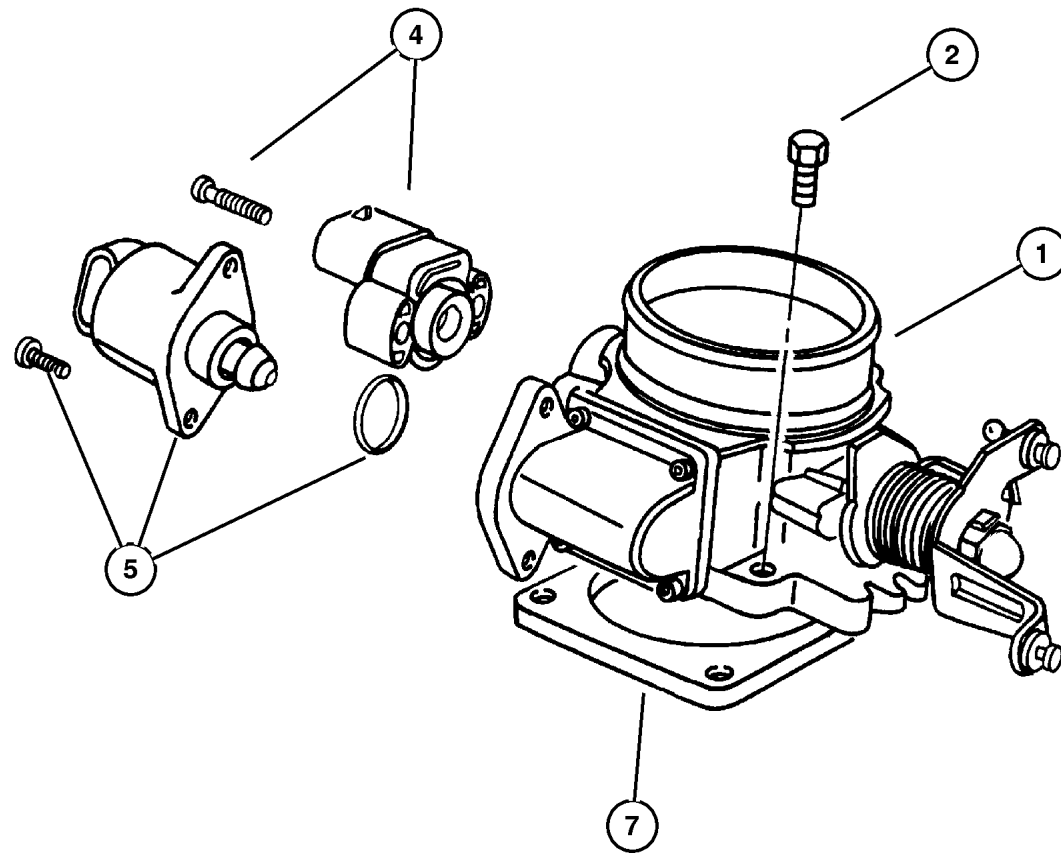
JEEP GRAND CHEROKEE (ZJ)

SERIES	LINE	BODY	ENGINE	TRANSMISSION
L = Low Line	J = 4WD T = 2WD	74 = 4 Door	ERH, ER0 = 4.0L Power Tech I-6. ELF, EL0 = 5.2L V8 MPI EML, EM0 = 5.9L V8 MPI	DGW = 4 Speed Auto. 44RE DGK = 4 Speed Auto. 42RE DGT = 4 Speed Auto. 46RE DG0 = All Speed Auto.

AR = Use as required - = Non illustrated part # = New this model year

October 20, 2004

Throttle Body 4.0L (ERH), 5.2L (ELF), 5.9L (EML) Engine
Figure 014-610

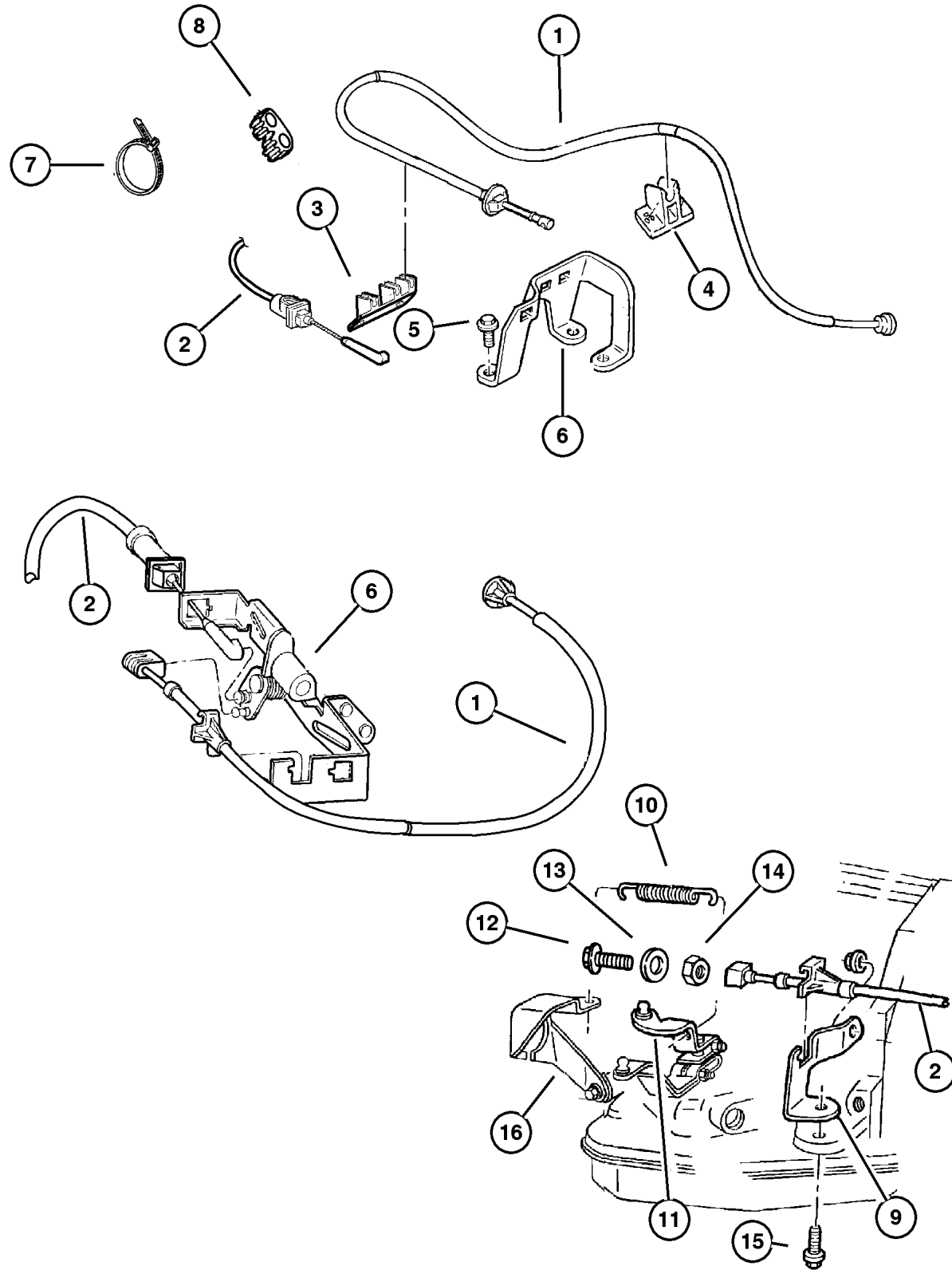


ITEM	PART NUMBER	QTY	LINE	SERIES	BODY	ENGINE	TRANS	TRIM	DESCRIPTION
1									THROTTLE BODY
	53030 807AB	1				EL0, EM0			w/Accelerator Cable Bracket
	53032 023AB	1				ER0			
2	6503 929	4				ER0			SCREW AND WASHER, Coned Pilot, M6x1x30
-3	6034 356	4				EL0, EM0			SCREW AND WASHER, Hex Head, .312-18x2.38
4									SENSOR, Throttle Position
	4874 371	1				ER0			
	4882 219	1				EL0, EM0			
5	53030 657AB	1				EL0, EM0			MOTOR, A.I.S.
-6	4798 377	1				ER0			MOTOR, Auto Idle Speed
7	5300 7543	1				ER0			GASKET, Throttle Body
-8	5303 0541	1				EL0, EM0			GASKET, Throttle Body To Intake
-9									CONNECTOR, Emission Hose
	5300 9672	1				ER0			
		1	J		74	EL0, EM0			

JEEP GRAND CHEROKEE (ZJ)

SERIES	LINE	BODY	ENGINE	TRANSMISSION
L = Low Line	J = 4WD T = 2WD	74 = 4 Door	ERH, ER0 = 4.0L Power Tech I-6. ELF, EL0 = 5.2L V8 MPI EML, EM0 = 5.9L V8 MPI	DGW = 4 Speed Auto. 44RE DGK = 4 Speed Auto. 42RE DGT = 4 Speed Auto. 46RE DG0 = All Speed Auto.

Throttle Controls 4.0L (ERH), 5.2L (ELF), 5.9L (EML) Engine
Figure 014-720

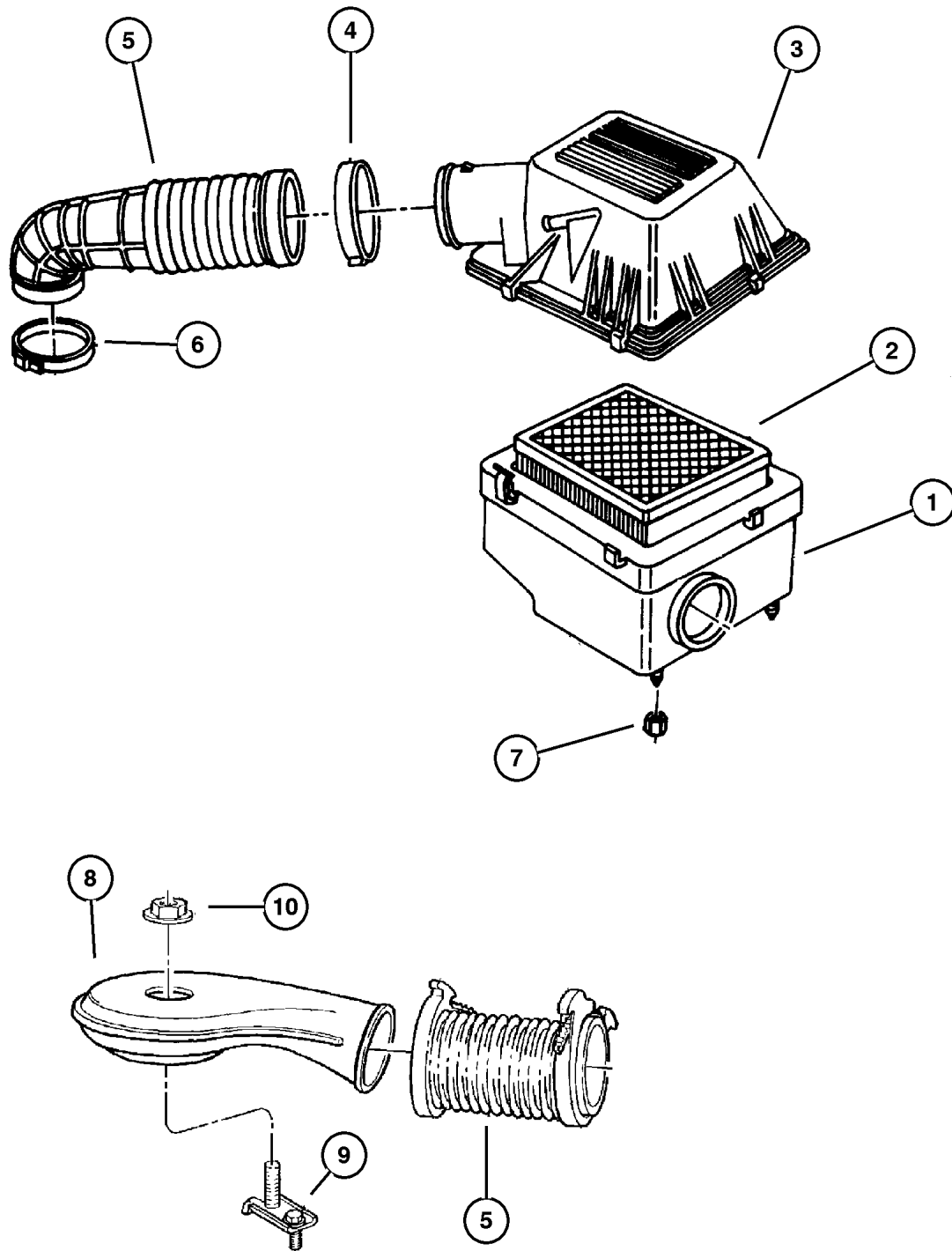


ITEM	PART NUMBER	QTY	LINE	SERIES	BODY	ENGINE	TRANS	TRIM	DESCRIPTION
1									CABLE, Accelerator
	4854 098	1				ER0			
	5303 2349	1				EL0, EM0			
2									CABLE, Throttle Valve
	5207 9204	1				EL0, EM0	DGW		
	5210 4031	1				ER0	DGK		
3	5207 9029	1				ER0			GUIDE, Accelerator Cable
4	5207 8987	1				ER0			GUIDE, Accelerator Cable
5	6501 979	3				ER0			SCREW AND WASHER, Hex Head, M6x1x17
6	5300 7486	1				ER0			BRACKET, Accelerator Cable
7	5600 8876	1							STRAP, Tie
8	J400 5701	1					DGK, DGW		CLIP
9	5207 8867	1				EL0, EM0, ER0	DGK, DGW		BRACKET, Cable
10	5300 9055	1					DG0		SPRING, Throttle Valve Return
11	5207 8723	1				EL0, EM0, ER0	DGK, DGW		LEVER, Throttle Valve
12	0181 065	1				EL0, EM0, ER0	DGK, DGW		BOLT, Hex Head, .25-20x1.00
13	0138 165	1				EL0, EM0, ER0	DGK, DGW		WASHER, Lock
14	0219 462	1				EL0, EM0, ER0	DGK, DGW		NUT, Hex, .250-20
15	0181 112	1							SCREW AND WASHER, .375-16x1. 00
16	5207 8255	1					DG0		BRACKET, Shift Cable

JEEP GRAND CHEROKEE (ZJ)

SERIES	LINE	BODY	ENGINE	TRANSMISSION
L = Low Line	J = 4WD T = 2WD	74 = 4 Door	ERH, ER0 = 4.0L Power Tech I-6. ELF, EL0 = 5.2L V8 MPI EML, EM0 = 5.9L V8 MPI	DGW = 4 Speed Auto. 44RE DGK = 4 Speed Auto. 42RE DGT = 4 Speed Auto. 46RE DG0 = All Speed Auto.

**Air Cleaner 4.0L (ERH), 5.2L (ELF), 5.9L (EML) Engine
Figure 014-850**



ITEM	PART NUMBER	QTY	LINE	SERIES	BODY	ENGINE	TRANS	TRIM	DESCRIPTION
1	5300 7385	1				EL0, EM0 ER0			HOUSING, Air Cleaner
2	5300 7386	1				EL0, EM0 ER0			FILTER, Air
3	5303 0178	1				EL0, EM0 ER0			COVER, Air Cleaner
4	5300 6584	1				ER0 EL0, EM0			CLAMP, Hose to Air Cleaner
5	5300 7571	1				ER0			HOSE, Air Cleaner to T/Body
	5300 9268	1				EL0, EM0			
6	5300 6273	1				ER0			CLAMP, Air Cleaner Duct
7									NUT, M8x1.25, (NOT SERVICED) (Not Serviced)
8	5300 9266	1				EL0, EM0			BONNET, Throttle Body Air Inlet
9	5303 0693	1				EL0, EM0			BRACKET, Throttle Body Bonnet
10	5300 9267	1				EL0, EM0			NUT, Insert, .250 x 20

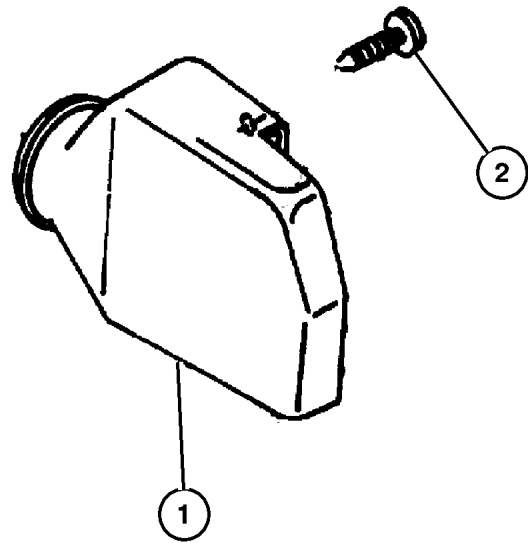
JEEP GRAND CHEROKEE (ZJ)

SERIES	LINE	BODY	ENGINE	TRANSMISSION
L = Low Line	J = 4WD T = 2WD	74 = 4 Door	ERH, ER0 = 4.0L Power Tech I-6. ELF, EL0 = 5.2L V8 MPI EML, EM0 = 5.9L V8 MPI	DGW = 4 Speed Auto. 44RE DGK = 4 Speed Auto. 42RE DGT = 4 Speed Auto. 46RE DGO = All Speed Auto.

AR = Use as required - = Non illustrated part # = New this model year

October 20, 2004

**Air Intake System 4.0L (ERH), 5.2L (ELF), 5.9L (EML) Engine
Figure 014-910**



ITEM	PART NUMBER	QTY	LINE	SERIES	BODY	ENGINE	TRANS	TRIM	DESCRIPTION
1	5300 7447	1							DUCT, Ambient Air
2	6030 441	1							PIN, Retainer

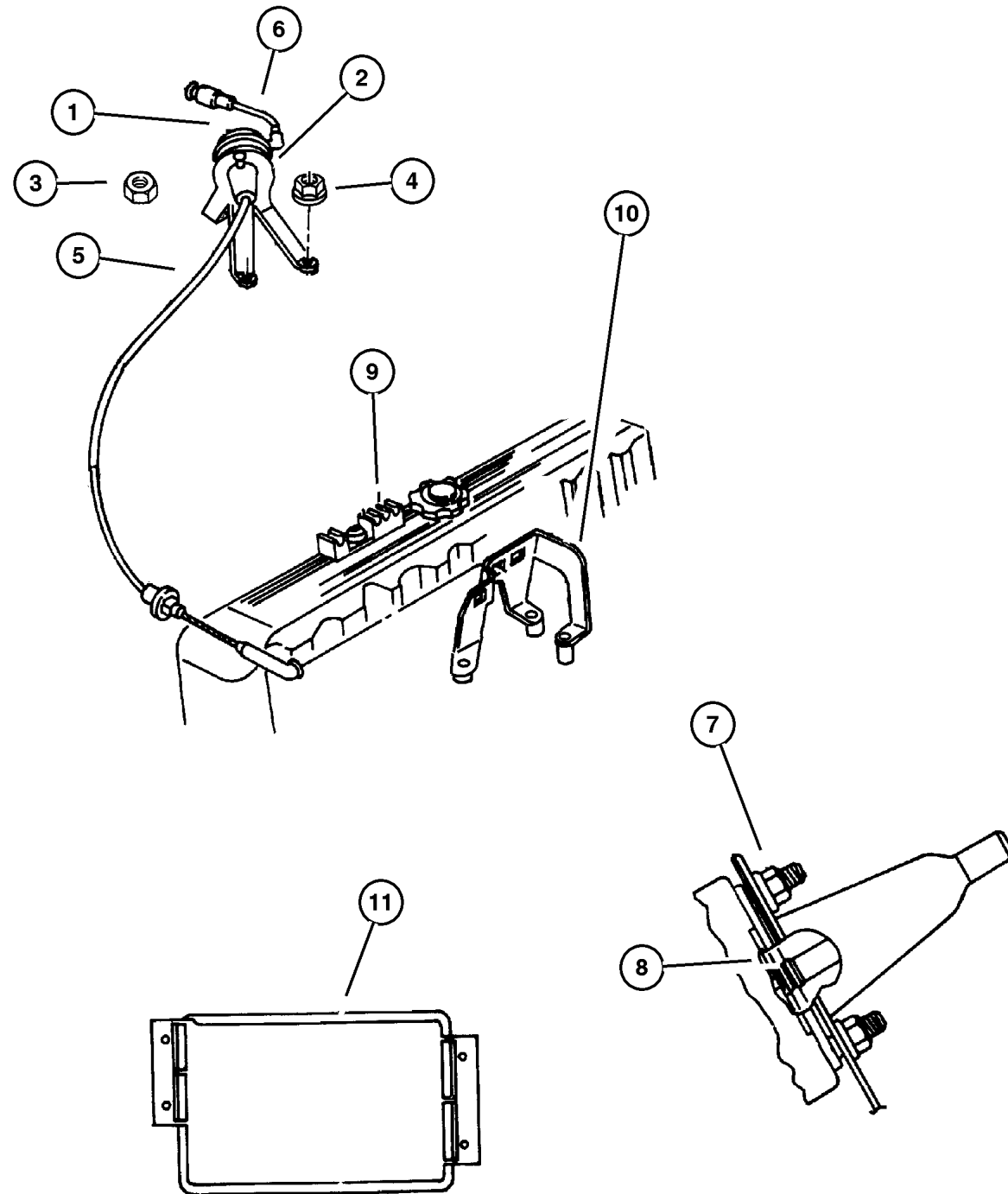
JEEP GRAND CHEROKEE (ZJ)

SERIES	LINE	BODY	ENGINE	TRANSMISSION
L = Low Line	J = 4WD T = 2WD	74 = 4 Door	ERH, ER0 = 4.0L Power Tech I-6. ELF, EL0 = 5.2L V8 MPI EML, EM0 = 5.9L V8 MPI	DGW = 4 Speed Auto. 44RE DGK = 4 Speed Auto. 42RE DGT = 4 Speed Auto. 46RE DGO = All Speed Auto.

AR = Use as required - = Non illustrated part # = New this model year

October 20, 2004

**Speed Control 4.0L (ERH), 5.2L (ELF), 5.9L (EML) Engine
Figure 014-1030**



ITEM	PART NUMBER	QTY	LINE	SERIES	BODY	ENGINE	TRANS	TRIM	DESCRIPTION
1	5207 9275	1				ER0			SERVO, Speed Control
		1				EL0, EM0			
2	5207 7997	1				ER0			BRACKET, Cruise Control Servo
		1				EL0, EM0			
3									NUT, M5x0.80, (NOT SERVICED) (Not Serviced)
4									NUT, (NOT SERVICED) (Not Serviced)
5	4854 000	1				EL0, EM0			CABLE, Speed Control
	5207 8292	1				ER0			
6	5207 8684	1				ER0			HARNESS, Vacuum Speed Control
		1				EL0, EM0			
7	6502 493	2				ER0			NUT, Hex Flange Serration, M6x1
		2				EL0, EM0			
8	6025 867	1				ER0			CLIP, Cable to Servo Attach
		1				EL0, EM0			
9	5207 9029	1				ER0			GUIDE, Accelerator Cable
10	5300 7486	1				ER0			BRACKET, Accelerator Cable
11	5503 5614	1				EL0, EM0, ER0			RESERVOIR, Vacuum
-12	4549 209	1				EL0, EM0			VALVE PACKAGE, Check

JEEP GRAND CHEROKEE (ZJ)

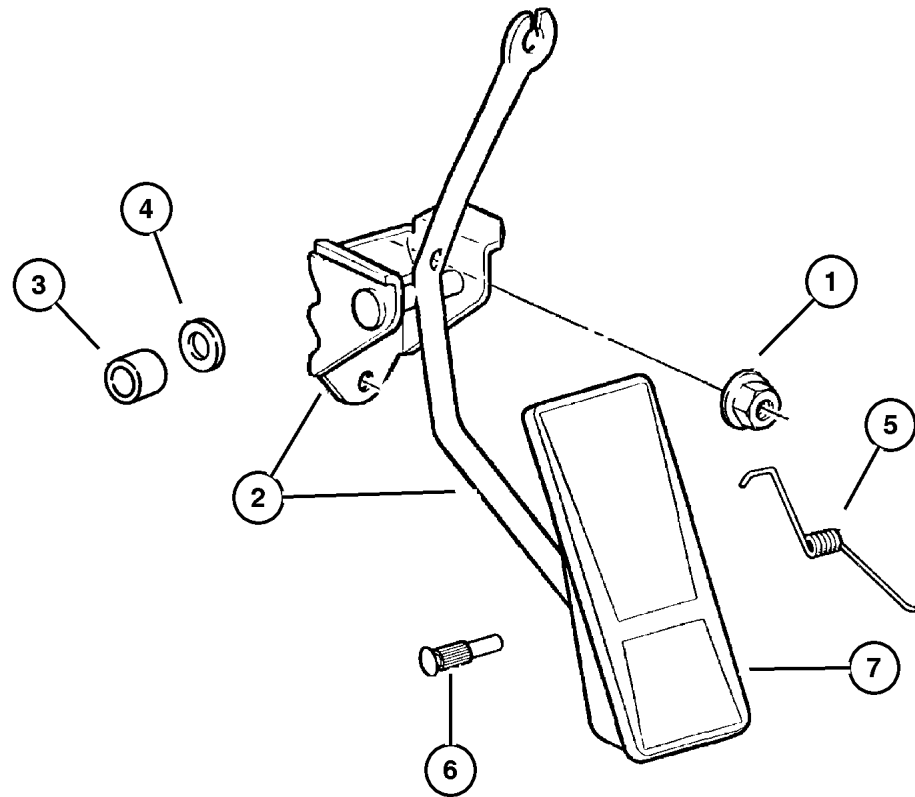
SERIES	LINE	BODY	ENGINE	TRANSMISSION
L = Low Line	J = 4WD T = 2WD	74 = 4 Door	ERH, ER0 = 4.0L Power Tech I-6. ELF, EL0 = 5.2L V8 MPI EML, EM0 = 5.9L V8 MPI	DGW = 4 Speed Auto. 44RE DGK = 4 Speed Auto. 42RE DGT = 4 Speed Auto. 46RE DG0 = All Speed Auto.

AR = Use as required - = Non illustrated part # = New this model year

October 20, 2004

**Accelerator Pedal 4.0L (ERH), 5.2L (ELF), 5.9L (EML) Engine
Figure 014-1110**

ITEM	PART NUMBER	QTY	LINE	SERIES	BODY	ENGINE	TRANS	TRIM	DESCRIPTION
1	3420 1680	2							NUT, Hex Flange, M6x1
2	5207 8167	1							PEDAL, Accelerator
3	J317 1414	1							BUSHING, Shift Fork
4	6100 876	2							WASHER, Flat, M6.82x17.00x1.75
5	5207 8168	1							SPRING, Accelerator Pedal Return
6	J322 0231	1							PIN, Accelerator Pedal Mtg.
7	5300 3932	1							PAD, Accelerator Pedal



JEEP GRAND CHEROKEE (ZJ)				
SERIES	LINE	BODY	ENGINE	TRANSMISSION
L = Low Line	J = 4WD T = 2WD	74 = 4 Door	ERH, ER0 = 4.0L Power Tech I-6. ELF, EL0 = 5.2L V8 MPI EML, EM0 = 5.9L V8 MPI	DGW = 4 Speed Auto. 44RE DGK = 4 Speed Auto. 42RE DGT = 4 Speed Auto. 46RE DG0 = All Speed Auto.

AR = Use as required - = Non illustrated part # = New this model year

October 20, 2004

Group – 016

Propeller Shafts and U-Joints

GROUP 16 - Propeller Shafts and U-Joints

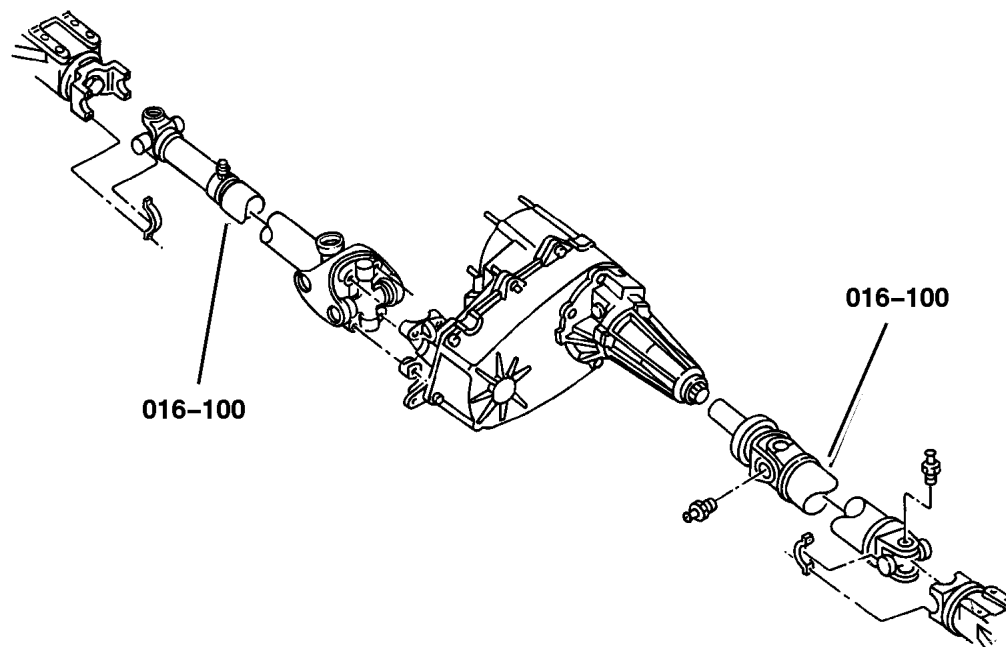
Illustration Title

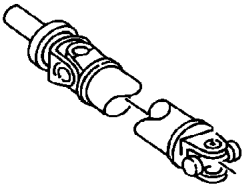
Group-Fig. No.

Propeller Shaft

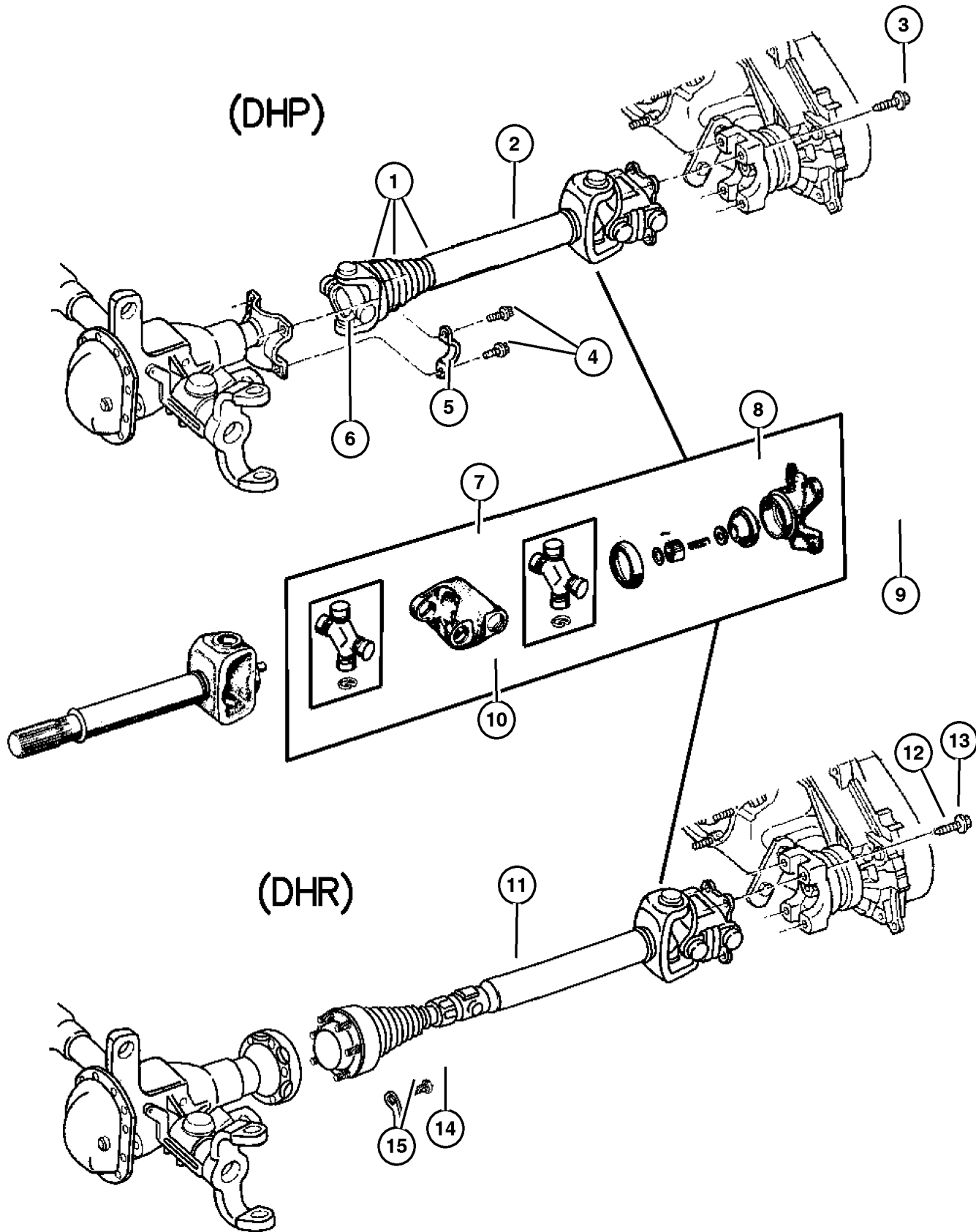
Propeller Shaft,Front Fig. 016-110

Propeller Shaft,Rear Fig. 016-120



<p>016-100 Propeller Shaft</p> 			
---	--	--	--

Propeller Shaft,Front
Figure 016-110



ITEM	PART NUMBER	QTY	LINE	SERIES	BODY	ENGINE	TRANS	TRIM	DESCRIPTION
------	-------------	-----	------	--------	------	--------	-------	------	-------------

Note: No internal Parts or Boot is serviced on The Front CV Style Joint, You Must Replace the Drive Shaft.---DHP=Select-Trac Full Time 4 WD System---DHR= Quadra-Trac 'ON DEMAND' 4 WD System

1	5012 793AA	1	J			ER0	DGK		BOOT, Driveshaft, With Shaft 52098707
2	5209 8707	1	J			ER0	DGK		SHAFT, Drive
3	6034 966	4	J						BOLT, .312-24x1.170, Prop Shaft to Transfer Case Yoke, Mounting
4	J400 6928	4	J						BOLT, Prop Shaft to Front Axle Yoke, Mounting
5	J324 0553	2							STRAP, Prop Shaft, With Shaft 52098707
6	5010 030AA	1	J			ER0	DGK		YOKE, Drive Shaft, With Shaft 52098707, Front
7	4882 793	1	J			ER0	DGK		U JOINT With Shaft 52098707, Front and Rear
			J			EL0,	DGW		With Shaft 52098379, Rear
			J			EM0			
8	4897 484AA	1	J			ER0	DGK		With Shaft 52099260, Rear SOCKET KIT, Yoke Centering With Shaft 52098707
			J			EL0,	DGW		With Shaft 52098379
			J			EM0			
9		1	J			ER0	DGK		With Shaft 52099260 YOKE, Drive Shaft
	J813 0296	1	J			ER0	DGK		With Shaft 52098707, Rear
		1	J			ER0	DGK		With Shaft 52099260, Rear
		1	J			EL0,	DGW		With Shaft 52098379, Rear
						EM0			
10	J320 7886	4	J			ER0	DGK		RING, U Joint With Shaft 52098707, Front and Rear
		4	J			ER0	DGK		With Shaft 52099260, Rear
		4	J			EL0,	DGW		With Shaft 52098379, Rear
						EM0			
11	5209 9260	1	J			ER0	DGK		SHAFT, Drive
	5209 8379	1	J			EL0,	DGW		
						EM0			
12	6034 966	4	J						BOLT, .312-24x1.170, Prop Shaft to Transfer Case Yoke, Mounting

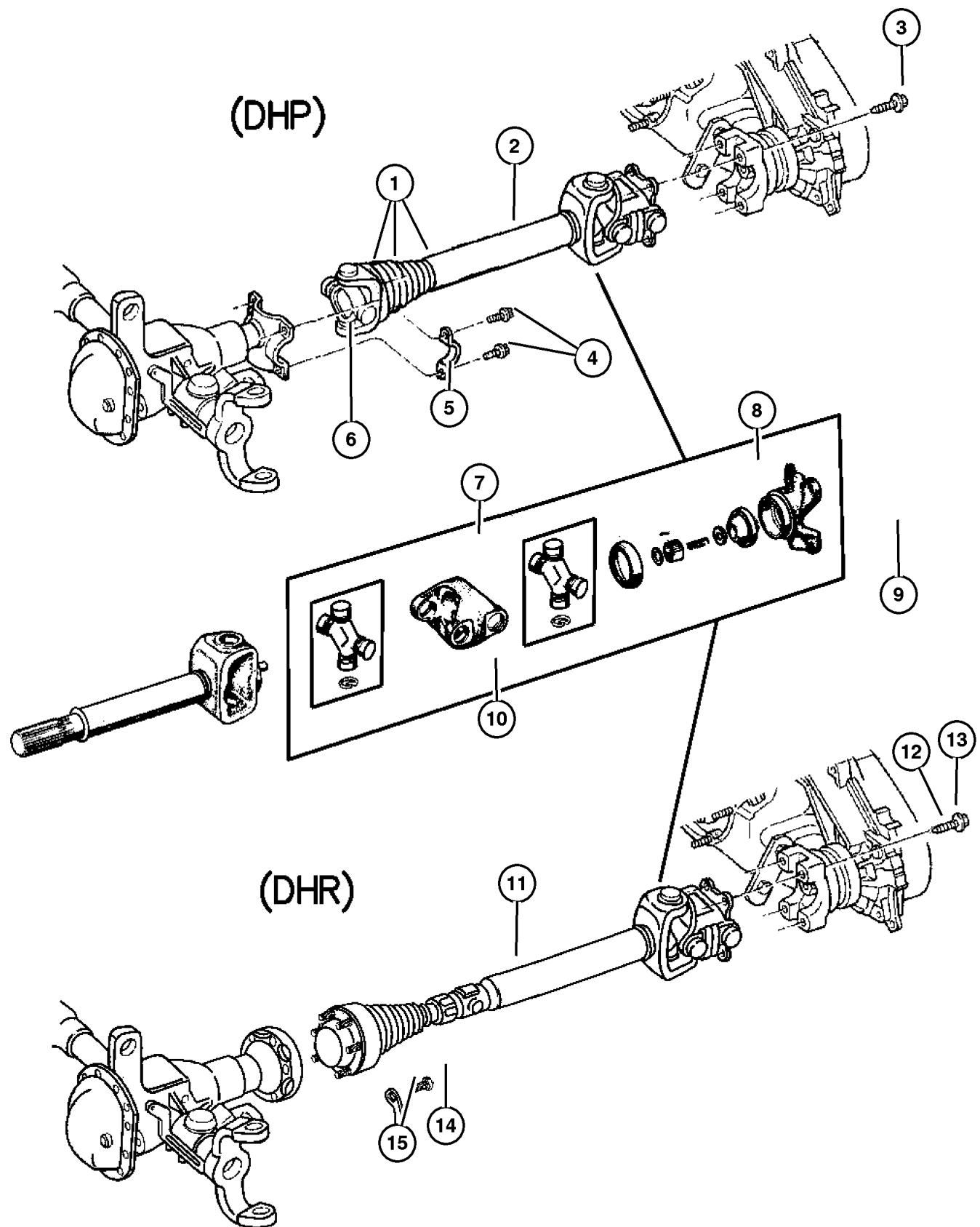
JEEP GRAND CHEROKEE (ZJ)

SERIES	LINE	BODY	ENGINE	TRANSMISSION
L = Low Line	J = 4WD T = 2WD	74 = 4 Door	ERH, ER0 = 4.0L Power Tech I-6. ELF, EL0 = 5.2L V8 MPI EML, EM0 = 5.9L V8 MPI	DGW = 4 Speed Auto. 44RE DGK = 4 Speed Auto. 42RE DGT = 4 Speed Auto. 46RE DGO = All Speed Auto.

AR = Use as required - = Non illustrated part # = New this model year

October 20, 2004

**Propeller Shaft, Front
Figure 016-110**



ITEM	PART NUMBER	QTY	LINE	SERIES	BODY	ENGINE	TRANS	TRIM	DESCRIPTION
13	6033 893	AR							SCREW, Hex Head, .312-24x1.17, Prop Shaft to Transfer Case Yoke, Mounting
14	6503 407	6	J			EL0, EM0	DGW		BOLT, Hex Head, M8x1.25x50, Prop Shaft to Front Axle Yoke, Mounting
15	5209 8488	6	J			ER0	DGK		WASHER, Prop Shaft to Front Axle Yoke, Mounting

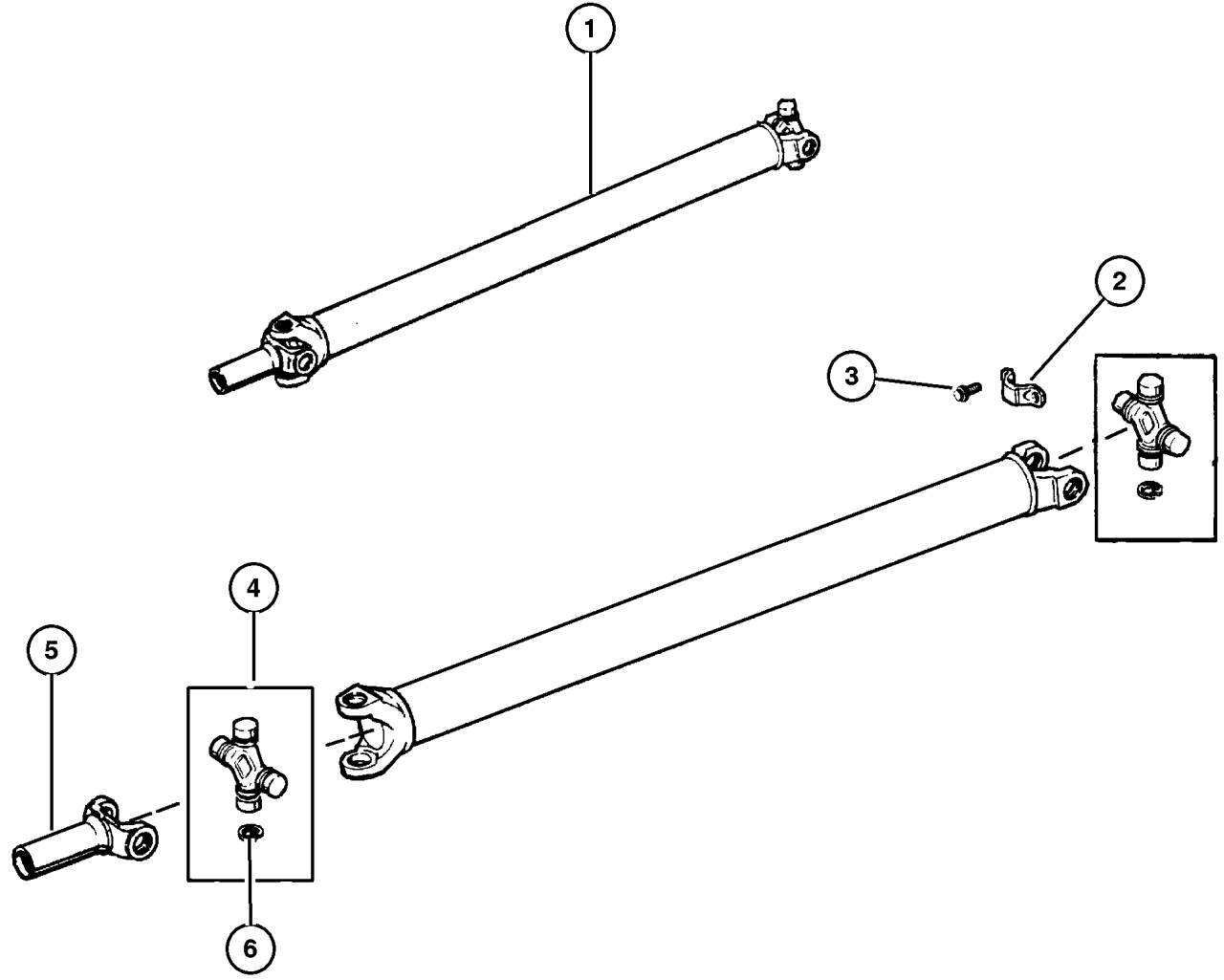
JEEP GRAND CHEROKEE (ZJ)				
SERIES	LINE	BODY	ENGINE	TRANSMISSION
L = Low Line	J = 4WD T = 2WD	74 = 4 Door	ERH, ER0 = 4.0L Power Tech I-6. ELF, EL0 = 5.2L V8 MPI EML, EM0 = 5.9L V8 MPI	DGW = 4 Speed Auto. 44RE DGK = 4 Speed Auto. 42RE DGT = 4 Speed Auto. 46RE DG0 = All Speed Auto.

AR = Use as required - = Non illustrated part # = New this model year

October 20, 2004

**Propeller Shaft,Rear
Figure 016-120**

ITEM	PART NUMBER	QTY	LINE	SERIES	BODY	ENGINE	TRANS	TRIM	DESCRIPTION
1									SHAFT, Drive
	52098 947AC	1	T			ER0	DGK		2 Wheel Drive
	5209 8702	1	J			EL0, EM0	DGW		[DHR,DRK]
	5209 8703	1	J			ER0	DGK		[DHR,DRJ,DRM]
	5211 1910	1	J			ER0	DGK		[DHP,DRJ,DRM]
2	J324 0553	2							STRAP, Prop Shaft, to Rear Axle
3	J400 6928	4							BOLT, to Rear Axle
4									U JOINT
	4882 793	2	T			ER0	DGK		with Shaft 52098947AC, Front And Rear
		2	J			EL0, EM0	DGW		with Shaft 52098702, Front And Rear
		2	J			ER0	DGK		with Shaft 52098703, Front And Rear
		1	J			ER0	DGK		with Shaft 52111910, Front And Rear
5									YOKE, Drive Shaft
	5010 030AA	1	T			ER0	DGK		with Shaft 52098947AC
	4874 052	1	J			EL0, EM0	DGW		with Shaft 52098702
	4882 714	1	J			ER0	DGK		with Shaft 52098703 with Shaft 52111910
6									RING, U Joint
	J320 7886	4	T			ER0	DGK		with Shaft 52098947AC
		4	J			EL0, EM0	DGW		with Shaft 52098702
		4	J			ER0			with Shaft 52098703
		4	J			ER0	DGK		with Shaft 52111910



JEEP GRAND CHEROKEE (ZJ)

SERIES	LINE	BODY	ENGINE	TRANSMISSION
L = Low Line	J = 4WD T = 2WD	74 = 4 Door	ERH, ER0 = 4.0L Power Tech I-6. ELF, EL0 = 5.2L V8 MPI EML, EM0 = 5.9L V8 MPI	DGW = 4 Speed Auto. 44RE DGK = 4 Speed Auto. 42RE DGT = 4 Speed Auto. 46RE DG0 = All Speed Auto.

Group - 017

Rear Suspension

GROUP 17 - Rear Suspension

Illustration Title

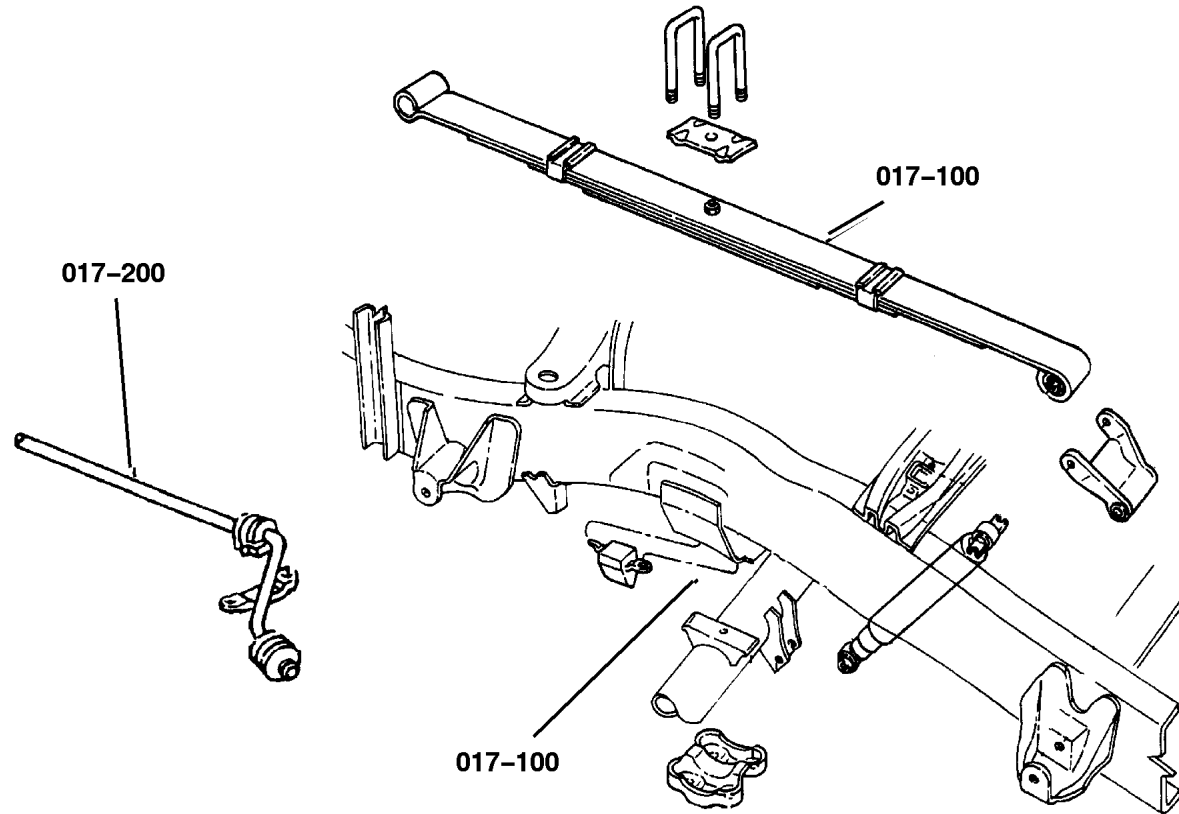
Group-Fig. No.



Rear Suspension

Suspension,Rear,Springs,Shocks Fig. 017-110

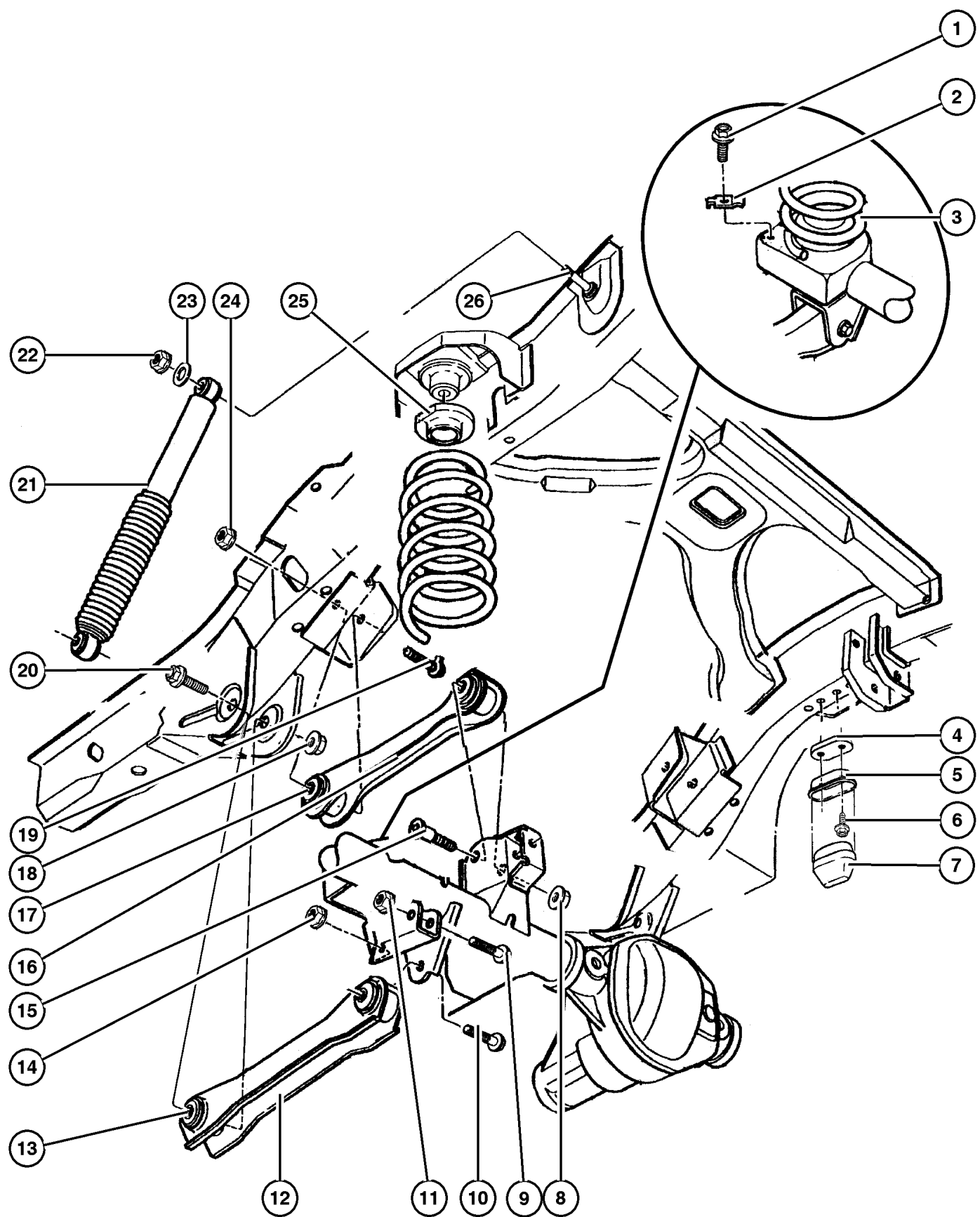
Rear Stabilizer

Stabilzer,Rear and Track Bar Fig. 017-210



<p>017-100 Rear Suspension</p> 	<p>017-200 Rear Stabilizer</p> 		
---	---	--	--

Suspension,Rear,Springs,Shocks Figure 017-110



ITEM	PART NUMBER	QTY	LINE	SERIES	BODY	ENGINE	TRANS	TRIM	DESCRIPTION
1	6502 468	2	J		74				SCREW, Hex Flange Head, M8x1.25x20
2	5200 5917	2	J		74				BRACKET, Spring, Holddown
3	5208 8364	1							SPRING, Rear Coil [ZJR,ZXR]
	5208 9142	1							[ZJS,ZXS]
	5208 9143	1							[ZJT,ZXT]
	5208 9144	1							[ZJU,ZXU]
	5208 9145	1							[ZJV,ZXV]
4	5200 5645	2	J						SPACER, Jounce Bumper [SDU]
	5208 7675	2	T						[SDA]
5	5208 8380	2							CUP, Jounce Bumper
6	6502 656	4	J						BOLT [-SDU]
	6502 657	4	J						[+SDU]
		4	T						[+SDU]
7	5208 7993	2							BUMPER, Jounce
8	6502 696	4	J		74				NUT, Hex Flange Lock, M10x1.5
9	6502 473	2	T		74				BOLT, Hex Flange Head, M12x1.75x65
10	6502 963	2	J		74				BOLT, Hex Flange Head, M14x2.0x105
11	6502 697	2							NUT, Hex Flange Lock, M12x1.75
12	5208 8521	2							ARM, Control, Rear Lower
13	5203 8026	2							BUSHING, Control Arm to Body, Rear Lower
	5208 7720	2							to Axle, Rear Lower
14	6502 698	4							NUT, Hex Flange Lock
15	6502 469	2	J		74				SCREW, Truss Head, M10x1.5x75
16	5208 8520	2							ARM, Control, Rear Upper
17	5208 7709	4							BUSHING, Control Arm, Rear Upper
18	6502 698	2							NUT, Hex Flange Lock
19	6503 085	2	T		74				BOLT, Hex Flange Head, M10x1.50x78.20
20	6502 963	2	J		74				BOLT, Hex Flange Head, M14x2.0x105
21	52088 202AC	2							SHOCK ABSORBER, Suspension [SDU]
	5208 8578	2							[SDA]
22	6502 697	2							NUT, Hex Flange Lock, M12x1.75

JEEP GRAND CHEROKEE (ZJ)

SERIES
L = Low Line

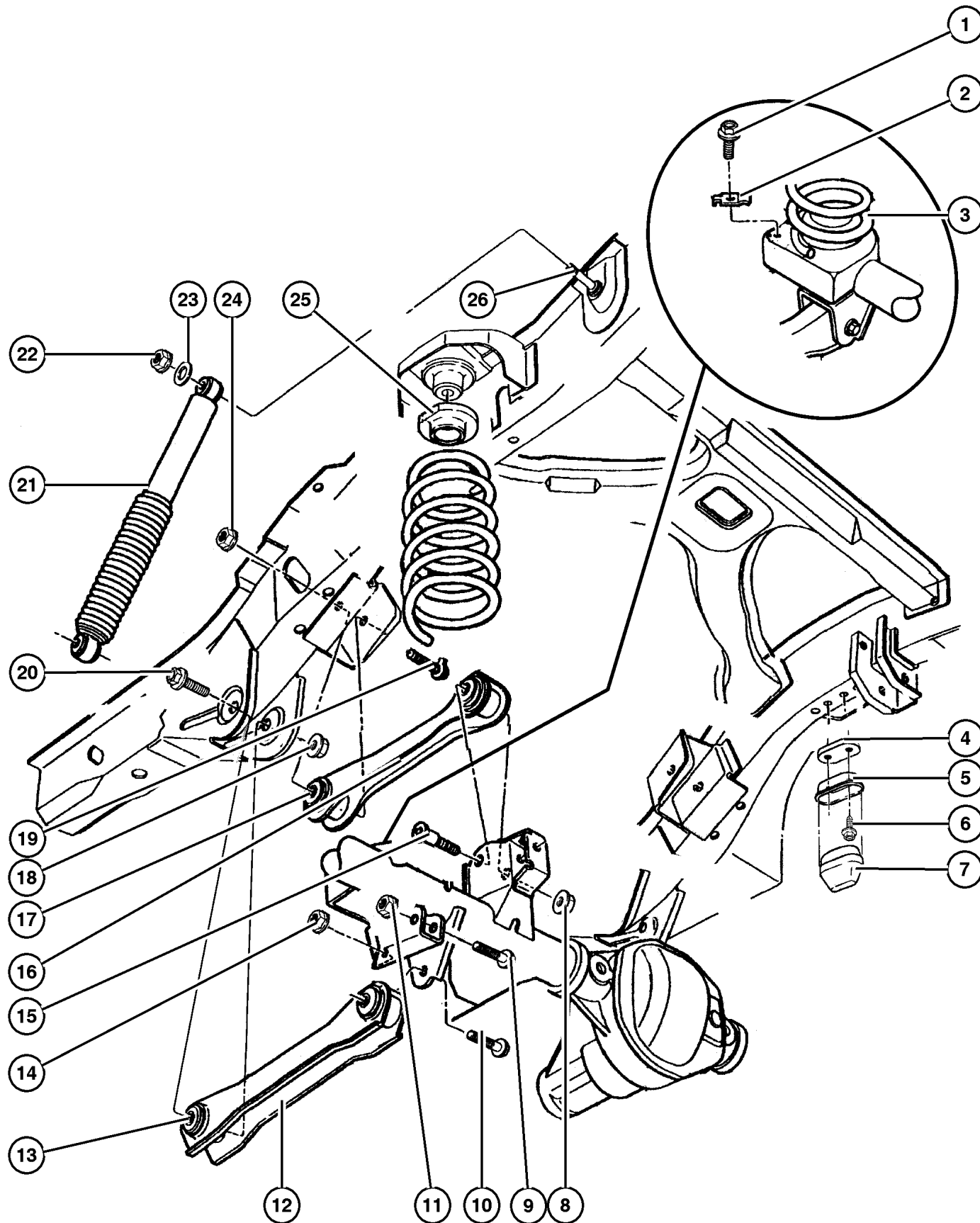
LINE
J = 4WD
T = 2WD

BODY
74 = 4 Door

ENGINE
ERH, ER0 = 4.0L Power Tech I-6.
ELF, EL0 = 5.2L V8 MPI
EML, EM0 = 5.9L V8 MPI

TRANSMISSION
DGW = 4 Speed Auto. 44RE
DGK = 4 Speed Auto. 42RE
DGT = 4 Speed Auto. 46RE
DGO = All Speed Auto.

Suspension,Rear,Springs,Shocks Figure 017-110



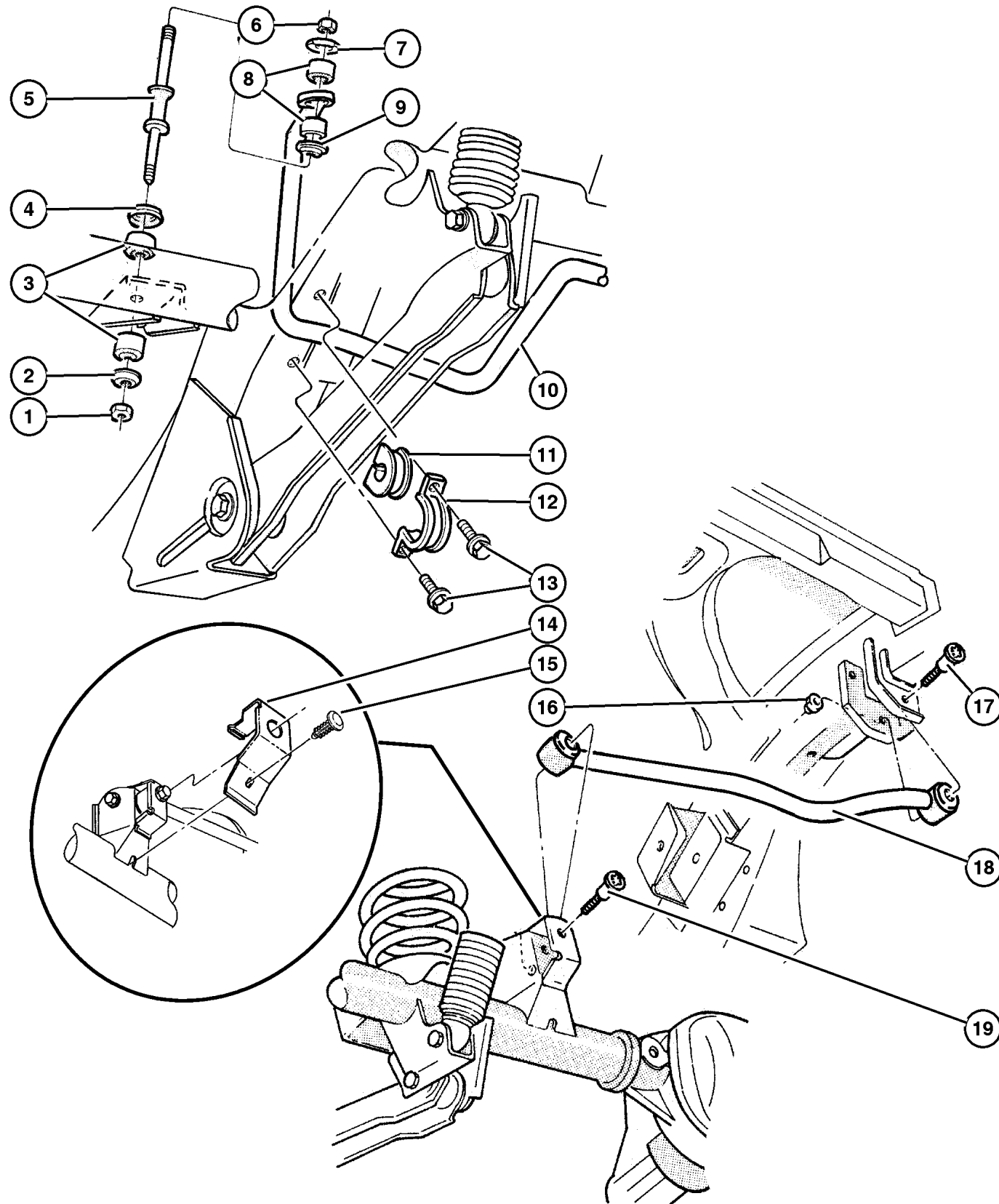
ITEM	PART NUMBER	QTY	LINE	SERIES	BODY	ENGINE	TRANS	TRIM	DESCRIPTION
23									WASHER, Flat, I.D.13.07 x O.D.35.00 x THK. 3.50, (NOT SERVICED) (Not Serviced)
24	6502 696	4	J		74				NUT, Hex Flange Lock, M10x1.5
25									ISOLATOR, Spring
	5208 8398	1							[-SDU], Right
	5208 8379	1							[-SDU], Left
	5208 8398	2							[+SDU], Right And Left
26	5503 3077	2							SHAFT, Rear Shock Mount, Upper, Right or Left

JEEP GRAND CHEROKEE (ZJ)				
SERIES	LINE	BODY	ENGINE	TRANSMISSION
L = Low Line	J = 4WD T = 2WD	74 = 4 Door	ERH, ER0 = 4.0L Power Tech I-6. ELF, EL0 = 5.2L V8 MPI EML, EM0 = 5.9L V8 MPI	DGW = 4 Speed Auto. 44RE DGK = 4 Speed Auto. 42RE DGT = 4 Speed Auto. 46RE DGO = All Speed Auto.

AR = Use as required - = Non illustrated part # = New this model year

October 20, 2004

Stabilizer, Rear and Track Bar Figure 017-210



ITEM	PART NUMBER	QTY	LINE	SERIES	BODY	ENGINE	TRANS	TRIM	DESCRIPTION
1	6101 687	4							NUT, Hex Lock, M10x1.5, Sway Bar to Link Mounting, Lower
2	5208 7668	8							RETAINER, Sway Bar, to Link Mounting, Lower
3	5208 7955	4							GROMMET, Sway Bar, to Link Mounting, Lower
4	5208 7668	8							RETAINER, Sway Bar, to Link Mounting, Lower
5	5200 5638	2							LINK, Sway Eliminator
6	6101 687	4							NUT, Hex Lock, M10x1.5, Sway Bar to Link Mounting, Upper
7	5208 7668	8							RETAINER, Sway Bar, to Link Mounting, Upper
8	5200 1132	4							GROMMET, Sway Bar, to Link Mounting, Upper
9	5208 7668	8							RETAINER, Sway Bar, to Link Mounting, Upper
10	5200 5635	1							BAR, Rear Sway
11	5200 6289	2							BUSHING, Sway Bar, to Sill Mounting
12	5208 7865	2							RETAINER, Sway Bar, to Sill Mounting
13	6101 972	4							SCREW AND WASHER, Sway Bar Retainer to Sill Mounting
14	5201 8347	1							COVER, Track Bar Bracket
15	6030 441	1							PIN, Retainer, Track Bar Bracket Cover
16	6502 697	1							NUT, Hex Flange Lock, M12x1.75, Track Bar to Sill Mounting
17	6502 558	1							SCREW, Track Bar to Sill Mounting
18	5208 7968	1							TRACK BAR, Rear
19	6502 883	1							SCREW, Truss Head, M12x1.75x80, Track Bar to Axle Mounting

JEEP GRAND CHEROKEE (ZJ)

SERIES	LINE	BODY	ENGINE	TRANSMISSION
L = Low Line	J = 4WD T = 2WD	74 = 4 Door	ERH, ER0 = 4.0L Power Tech I-6. ELF, EL0 = 5.2L V8 MPI EML, EM0 = 5.9L V8 MPI	DGW = 4 Speed Auto. 44RE DGK = 4 Speed Auto. 42RE DGT = 4 Speed Auto. 46RE DGO = All Speed Auto.

AR = Use as required - = Non illustrated part # = New this model year

October 20, 2004

Group – 019

Steering

GROUP 19 - Steering

Illustration Title

Group-Fig. No.

Steering Wheel

Wheel,Steering Fig. 019-110

Steering Column

Column,Steering Upper And Lower Fig. 019-210

Steering Gear

Gear,Power Steering Fig. 019-310

Steering Linkage

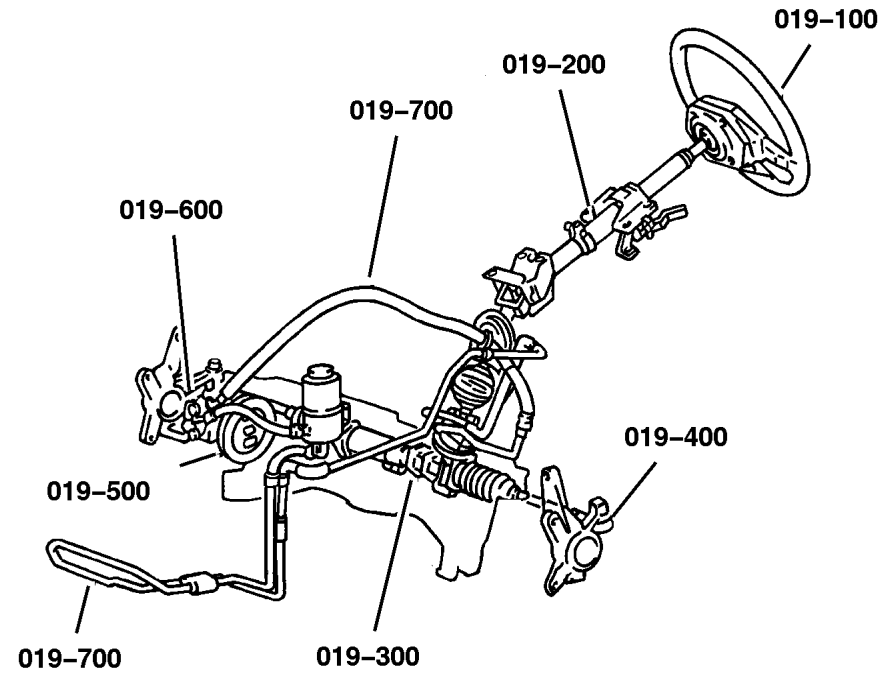
Linkage And Damper Fig. 019-410




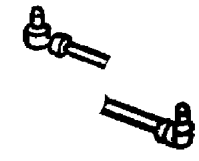


Power Steering Pump

Pump,Power Steering,and Mounting Fig. 019-510

Power Steering Hoses

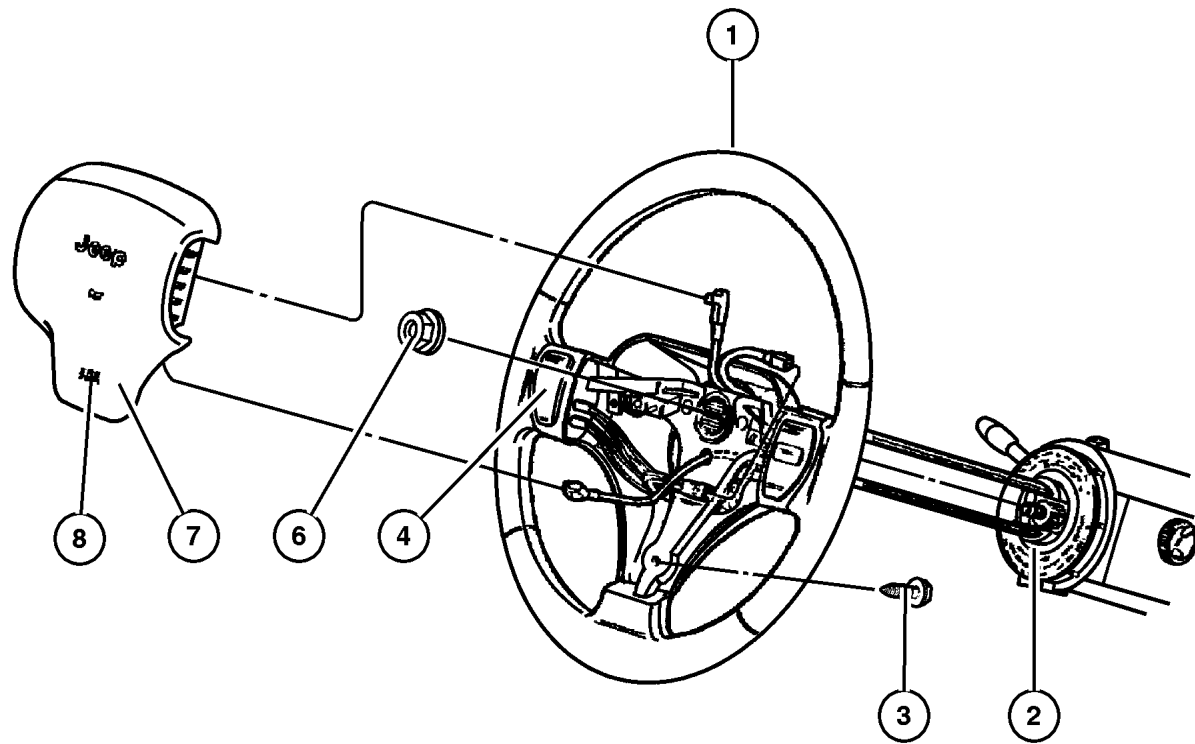
Hoses,Power Steering Fig. 019-710



<p>019-100 Steering Wheel</p> 	<p>019-200 Steering Column</p> 	<p>019-300 Steering Gear</p> 	<p>019-400 Steering Linkage</p> 
<p>019-500 Power Steering Pump</p> 	<p>019-700 Power Steering Hoses</p> 		

Wheel,Steering Figure 019-110

ITEM	PART NUMBER	QTY	LINE	SERIES	BODY	ENGINE	TRANS	TRIM	DESCRIPTION
Note:If Horn Switch is defective, you must replace the AIR BAG COVER WITH SWITCH and not the AIR BAG MODULE ASSEMBLY itself.									
Note:SBC=Speed Sensitive Steering---SCL= Steering Wheel-Leather Wrapped---SCV=Steering Wheel-Leather Wrapped									
1	5FU3 0SX9	1							WHEEL, Steering [SCL]
	5FU3 1SX9	1							[SCV]
2	5604 2107	1							CLOCKSPRING [+SBC]
	5604 2128	1							[-SBC]
3	6503 953	3							SCREW, Air Bag to Steering Wheel Mounting
4	5600 7336	1							SWITCH, Speed Control [SCV], Right
	5600 7337	1							[SCV], Left
-5	5600 8889	1							WIRING, Speed Control Switch Jumper, [SCV]
6	6500 906	1							NUT, Hex Flange Lock, M14x1.5, Steering Wheel Mounting
7	5DU3 9SX8	1							AIR BAG, Driver
8	4856 623	1							COVER, Air Bag Module, Includes Horn Switch
-9	5600 7338	1							SWITCH, Remote Radio [SCL], Right
	5600 7339	1							[SCL], Left



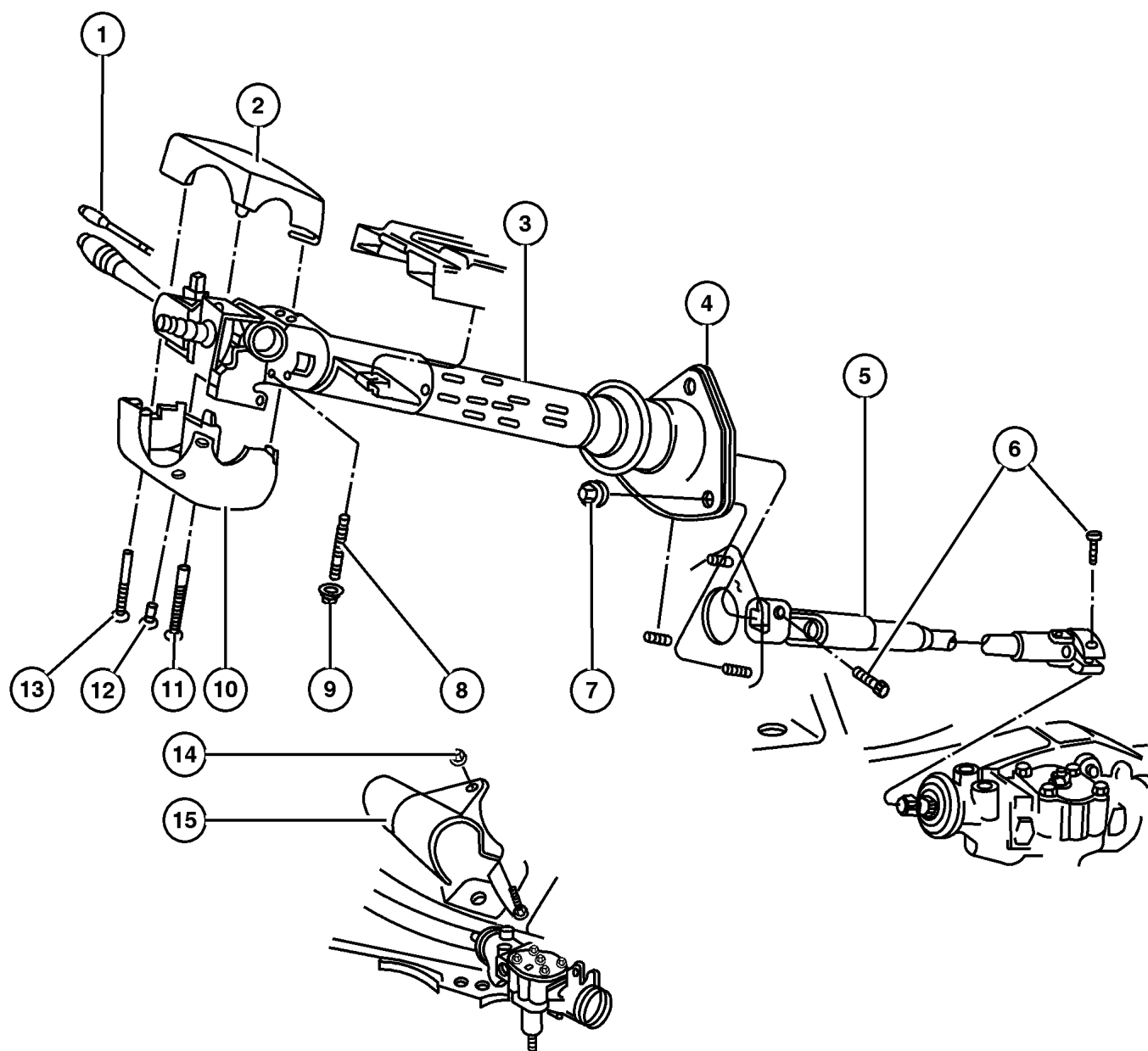
JEEP GRAND CHEROKEE (ZJ)

SERIES	LINE	BODY	ENGINE	TRANSMISSION
L = Low Line	J = 4WD T = 2WD	74 = 4 Door	ERH, ER0 = 4.0L Power Tech I-6. ELF, EL0 = 5.2L V8 MPI EML, EM0 = 5.9L V8 MPI	DGW = 4 Speed Auto. 44RE DGK = 4 Speed Auto. 42RE DGT = 4 Speed Auto. 46RE DG0 = All Speed Auto.

AR = Use as required - = Non illustrated part # = New this model year

October 20, 2004

**Column, Steering Upper And Lower
Figure 019-210**



ITEM	PART NUMBER	QTY	LINE	SERIES	BODY	ENGINE	TRANS	TRIM	DESCRIPTION
1	4470 103	1							LEVER, Tilt Column Release
2	5511 5712	1							SHROUD, Lock Housing, Upper
3	4864 354	1							COLUMN, Steering, Tilt
4	5207 8854	1							PLATE, Steering Column
5	5207 9050	1							SHAFT, Steering Column, Intermediate
6	6503 210	2							SCREW, Hex Flange Head, M10x1.5x35., Intermediate Shaft to Steering Column Mounting
7	3420 1711	3							NUT, Hex Flange, M8x1.25, Toe Plate to Dash Panel Mounting
8	6502 390	2							STUD, M6x1.00x43.80, Steering Column Mounting, Upper
9	6503 014	2							NUT AND WASHER, Hex, M6x1, Steering Column Mounting Bracket, Upper
10	55115 711AB	1							SHROUD, Lock Housing, Lower
11	4470 105	2							SCREW, Filister Head, #8-16x.25, Upper Shroud to Lower Shroud Mounting
12	6035 142	1							SCREW, .164-32x1.00, Shroud to Column Mounting, Lower
13	4470 105	2							SCREW, Filister Head, #8-16x.25, Upper Shroud to Lower Shroud Mounting
14	3420 1711	1							NUT, Hex Flange, M8x1.25, Intermediate Shaft Shield Mounting
15	5207 9269	1							SHIELD, Intermediate Shaft

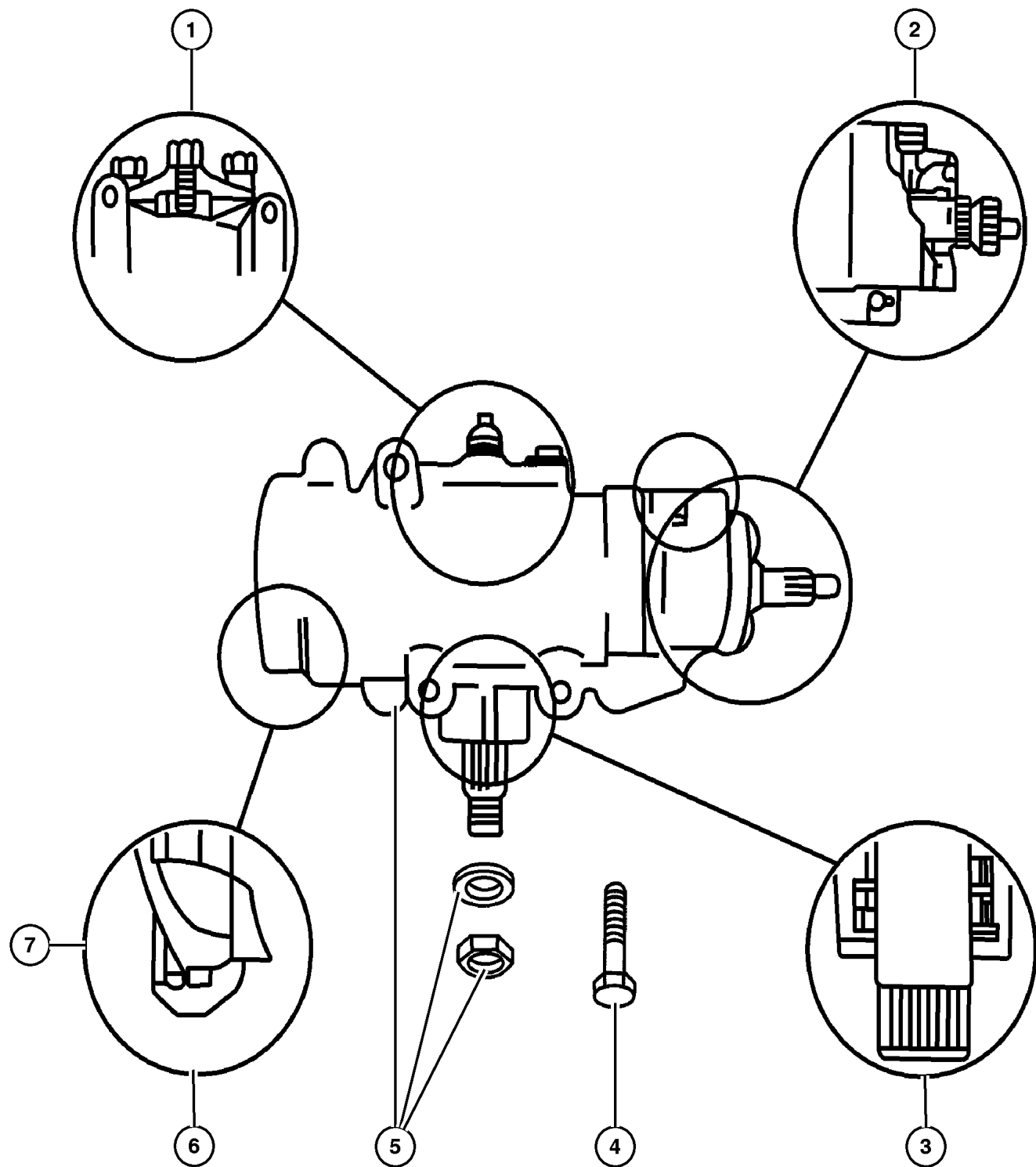
JEEP GRAND CHEROKEE (ZJ)

SERIES	LINE	BODY	ENGINE	TRANSMISSION
L = Low Line	J = 4WD T = 2WD	74 = 4 Door	ERH, ER0 = 4.0L Power Tech I-6. ELF, EL0 = 5.2L V8 MPI EML, EM0 = 5.9L V8 MPI	DGW = 4 Speed Auto. 44RE DGK = 4 Speed Auto. 42RE DGT = 4 Speed Auto. 46RE DGO = All Speed Auto.

AR = Use as required - = Non illustrated part # = New this model year

October 20, 2004

Gear, Power Steering Figure 019-310



ITEM	PART NUMBER	QTY	LINE	SERIES	BODY	ENGINE	TRANS	TRIM	DESCRIPTION
Note: J=4 Wheel Drive Left Hand Drive---U=4 Wheel Drive Right Hand Drive									
1	3893 558	1							SEAL, Steering Gear Cover
2	4897 000AA	1							REPAIR KIT, Thurst Bearing, Steering Gear
3	4470 365	1							SEAL KIT, Steering gear pitman shaft
4	6034 539	3							SCREW AND WASHER, Hex Head, .437-14x4, Steering Gear to Sill Mounting
5	5208 8488	1							GEAR, Power Steering
6	3893 557	1							SEAL KIT, Steering gear end plug
7	4886 349AA	1							SEAL KIT, Steering gear adjuster plug

JEEP GRAND CHEROKEE (ZJ)				
SERIES	LINE	BODY	ENGINE	TRANSMISSION
L = Low Line	J = 4WD T = 2WD	74 = 4 Door	ERH, ER0 = 4.0L Power Tech I-6. ELF, EL0 = 5.2L V8 MPI EML, EM0 = 5.9L V8 MPI	DGW = 4 Speed Auto. 44RE DGK = 4 Speed Auto. 42RE DGT = 4 Speed Auto. 46RE DGO = All Speed Auto.

AR = Use as required - = Non illustrated part # = New this model year

October 20, 2004

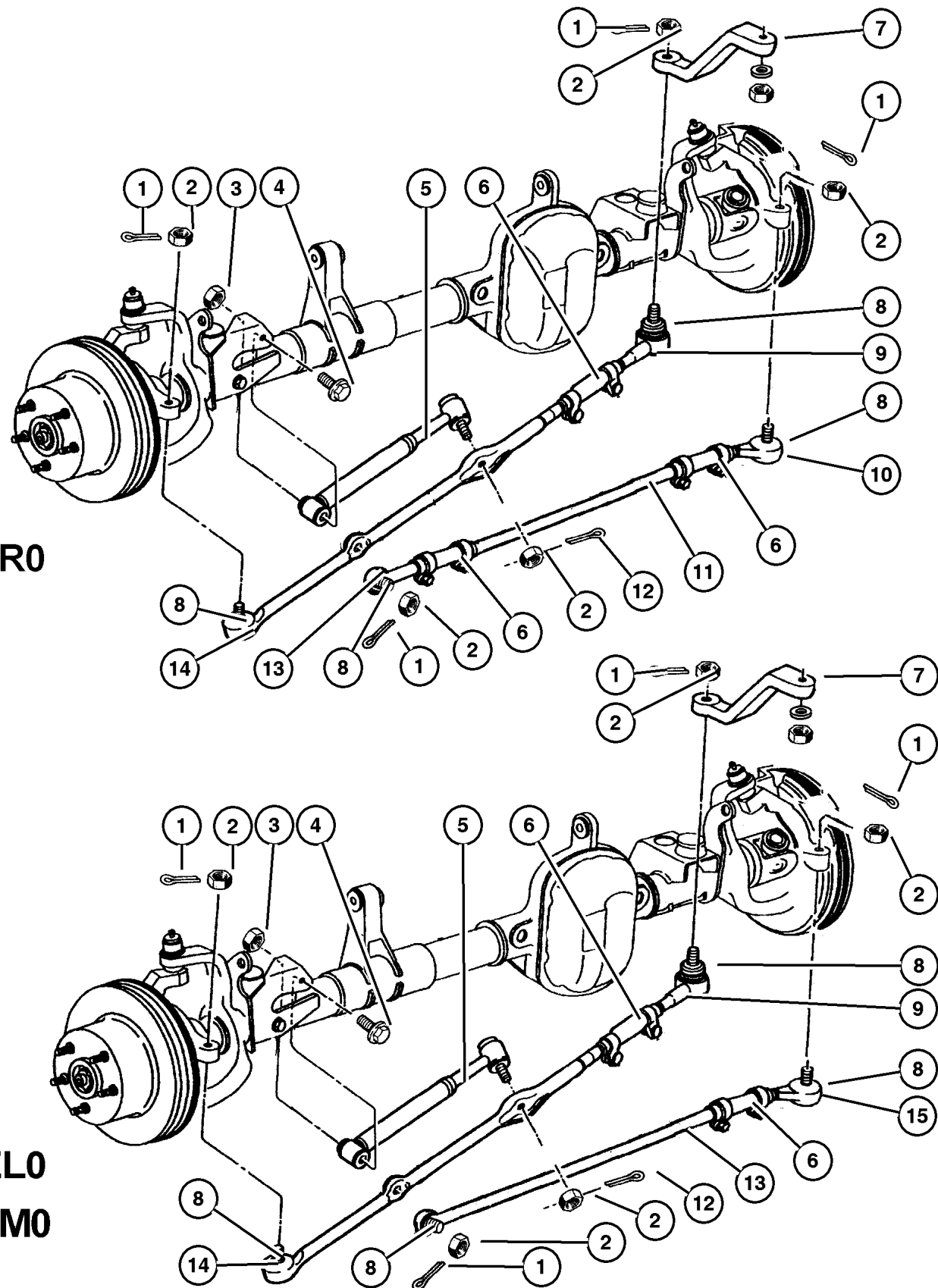
Linkage And Damper Figure 019-410

ITEM	PART NUMBER	QTY	LINE	SERIES	BODY	ENGINE	TRANS	TRIM	DESCRIPTION
Note: Sales Codes;									
ER0=4.0L 6 Cylinder Gas Engine									
EL0=5.2L 8 Cylinder Gas Engine									
EM0=5.9L 8 Cylinder Gas Engine									
1	3420 2101	1							PIN, Cotter, As Required
2	6034 358	1	J						NUT, Hex, .50-20, As Required
3	6502 697	1							NUT, Hex Flange Lock, M12x1.75, Steering Damper to Axle Bracket
4	6502 473	1							BOLT, Hex Flange Head, M12x1. 75x65, Steering Damper to Axle Bracket
5	5208 7827	1				ER0			DAMPER, Steering Linkage
6	5203 7536	1				ER0 EL0, EM0			TUBE, Tie Rod As Required As Required
7	5200 5285	1							ARM, Pitman
8	5200 0988	1				ER0 EL0, EM0			SEAL, Tie Rod End As Required As Required
9	5200 5739	1				ER0 EL0, EM0			SOCKET Drag Link, Inner Drag Link, Inner
10	5200 5741	1				ER0			SOCKET, Tie Rod, Outer, Left
11	5208 7674	1				ER0			TUBE, Tie Rod
12	J010 3374	1							PIN, Cotter, Steering Damper to Drag Link
13	5200 5740	1				ER0 EL0, EM0			SOCKET, Tie Rod, Inner to Drag Link, Right to Drag Link, Right
14	5200 5738	1				ER0 EL0, EM0			SOCKET, Drag Link, Outer to Knuckle, Right to Knuckle, Right
15	5200 5739	1				EL0, EM0			SOCKET, Tie Rod, Outer

JEEP GRAND CHEROKEE (ZJ)
 SERIES LINE BODY ENGINE TRANSMISSION
 L = Low Line J = 4WD 74 = 4 Door ERH, ER0 = 4.0L Power Tech I-6.
 T = 2WD ELF, EL0 = 5.2L V8 MPI DGW = 4 Speed Auto. 44RE
 EML, EM0 = 5.9L V8 MPI DGT = 4 Speed Auto. 42RE
 DGO = All Speed Auto.

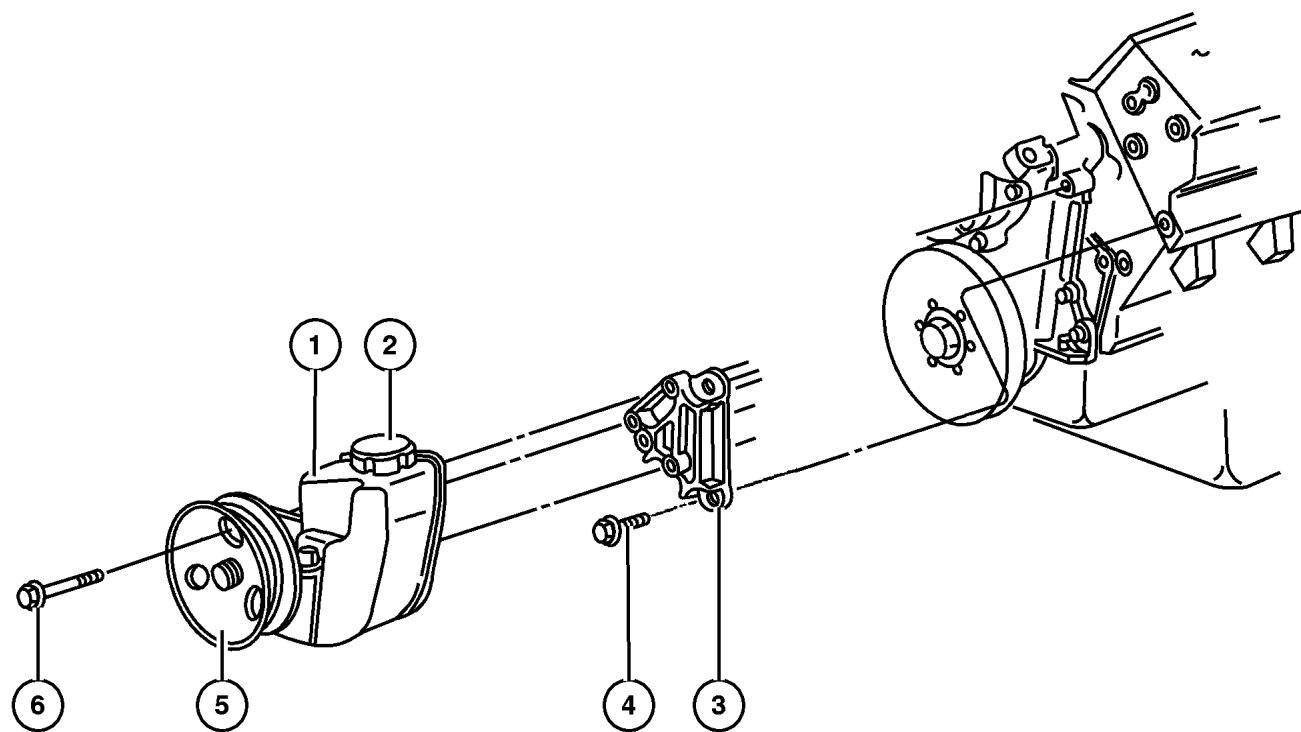
AR = Use as required - = Non illustrated part # = New this model year

October 20, 2004



**Pump,Power Steering,and Mounting
Figure 019-510**

ITEM	PART NUMBER	QTY	LINE	SERIES	BODY	ENGINE	TRANS	TRIM	DESCRIPTION
1									PUMP, Power Steering
	5208 8139	1				ER0			[SBA]
		1				EL0, EM0			[SBA]
	5208 8250	1				EL0, EM0, ER0			[SBC]
2									CAP, Power Steering Reservoir
	4897 287AA	1				ER0			
		1				EL0, EM0			
3	5301 0256	1				EL0, EM0			BRACKET, Power Steering Pump
4									SCREW AND WASHER, Hex Head, .375-16x1.00, Quantity 5, (NOT SERVICED) (Not Serviced)
5									PULLEY, Power Steering Pump
	5301 0258	1				ER0			
	5301 1017	1				EL0, EM0			
6									SCREW AND WASHER, Hex Head, .312-18x.75, Quantity 3, (NOT SERVICED) (Not Serviced)



JEEP GRAND CHEROKEE (ZJ)


SERIES	LINE	BODY	ENGINE	TRANSMISSION
L = Low Line	J = 4WD T = 2WD	74 = 4 Door	ERH, ER0 = 4.0L Power Tech I-6. ELF, EL0 = 5.2L V8 MPI EML, EM0 = 5.9L V8 MPI	DGW = 4 Speed Auto. 44RE DGK = 4 Speed Auto. 42RE DGT = 4 Speed Auto. 46RE DG0 = All Speed Auto.

AR = Use as required - = Non illustrated part # = New this model year

October 20, 2004

Hoses, Power Steering
Figure 019-710

ITEM	PART NUMBER	QTY	LINE	SERIES	BODY	ENGINE	TRANS	TRIM	DESCRIPTION
1	5208 8538	1							HOSE, Power Steering Pressure
2	6502 017	2				ER0			CLAMP, Heater Hose
		2				EL0, EM0			
3	5208 7748	1				EL0, EM0, ER0			HOSE, Power Steering Return
4	5205 254	1							O RING, Power Steering Hose, as Required



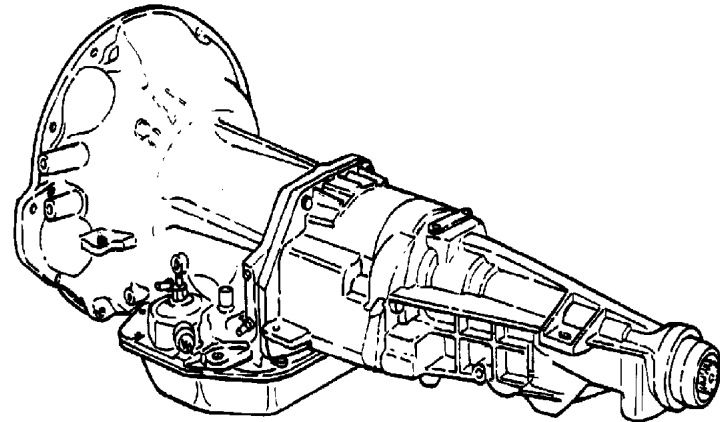
JEEP GRAND CHEROKEE (ZJ)				
SERIES	LINE	BODY	ENGINE	TRANSMISSION
L = Low Line	J = 4WD T = 2WD	74 = 4 Door	ERH, ER0 = 4.0L Power Tech I-6. ELF, EL0 = 5.2L V8 MPI EML, EM0 = 5.9L V8 MPI	DGW = 4 Speed Auto. 44RE DGK = 4 Speed Auto. 42RE DGT = 4 Speed Auto. 46RE DGO = All Speed Auto.

AR = Use as required - = Non illustrated part # = New this model year

October 20, 2004

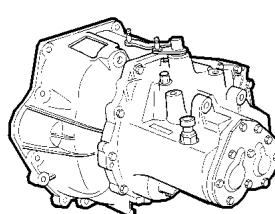
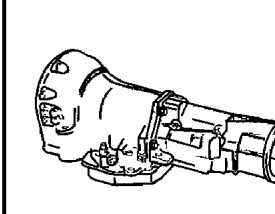


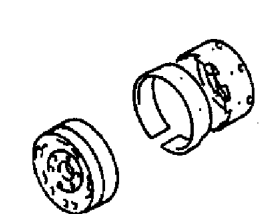
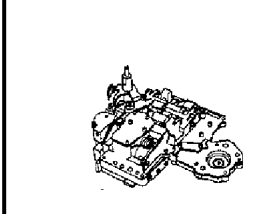
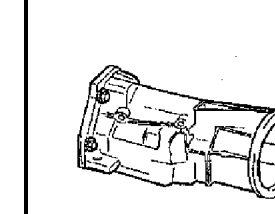

Group – 42RE

Automatic Transmission 4 Speed



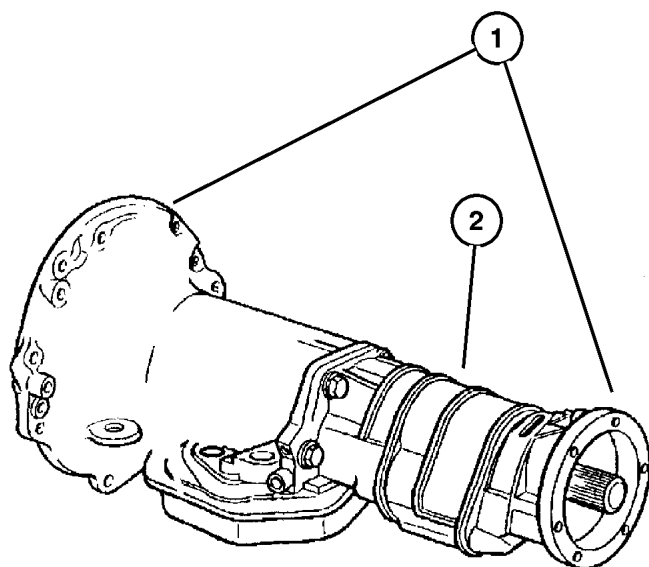
GROUP 42RE - Automatic Transmission 4 Speed

Illustration Title	Group-Fig. No.
Transmission Assembly	
Transmission Assembly Automatic Transmission, 4 Speed, 42Re	Fig. 42RE-110
Case and Extension	
Case, And Related Parts Automatic Transmission, 4 Speed, 42Re	Fig. 42RE-210
Extension Automatic Transmission, 4 Speed, 42Re	Fig. 42RE-220
Oil Pump	
Pump, Oil With Reaction Shaft Automatic Transmission, 4 Speed, 42Re	Fig. 42RE-310
Gear Train	
Clutch, Front And Rear With Gear Train Automatic Transmission, 4 Speed, 42Re	Fig. 42RE-410
Gear Train And Intermediate Shaft Automatic Transmission, 4 Speed, 42Re	Fig. 42RE-420
Output Shaft Automatic Transmission, 4 Speed, 42Re	Fig. 42RE-430
Bands, Reverse and Kickdown	
Bands, Reverse And Kickdown With Linkage Automatic Transmission, 4 Speed, 42Re	Fig. 42RE-510
Valve Body	
Valve Body Automatic Transmission, 4 Speed, 42Re	Fig. 42RE-710
Servos, Accumulator Piston And Spring Automatic Transmission	Fig. 42RE-720
Parking Sprag Automatic Transmission, 4 Speed, 42Re	Fig. 42RE-730
Overdrive Gear Train	
Clutch, Overdrive With Gear Train Automatic Transmission, 4 Speed, 42Re	Fig. 42RE-1010
Gearshift Controls	
Controls, Gearshift, Floor Mounted Automatic Transmission, 4 Speed, 42Re	Fig. 42RE-1210

42RE-100 Transmission Assembly 	42RE-200 Case and Extension 	42RE-300 Oil Pump 	42RE-400 Gear Train 
42RE-500 Bands, Reverse and Kickdown 	42RE-700 Valve Body 	42RE-1000 Overdrive Gear Train 	42RE-1200 Gearshift Controls 

**Transmission Assembly Automatic Transmission, 4 Speed, 42Re
Figure 42RE-110**

ITEM	PART NUMBER	QTY	LINE	SERIES	BODY	ENGINE	TRANS	TRIM	DESCRIPTION
1									TRANSMISSION PACKAGE
	4883 732AA	1	T			ER0	DGK		Two Wheel Drive
	4883 733AA	1	J			ER0	DGK		Four Wheel Drive
2									OVERDRIVE
	5211 8150	1	T			ER0	DGK		Two Wheel Drive
	5211 8154	1	J			ER0	DGK		Four Wheel Drive



JEEP GRAND CHEROKEE (ZJ)

SERIES	LINE	BODY	ENGINE	TRANSMISSION
L = Low Line	J = 4WD T = 2WD	74 = 4 Door	ERH, ER0 = 4.0L Power Tech I-6. ELF, EL0 = 5.2L V8 MPI EML, EM0 = 5.9L V8 MPI	DGW = 4 Speed Auto. 44RE DGK = 4 Speed Auto. 42RE DGT = 4 Speed Auto. 46RE DG0 = All Speed Auto.

AR = Use as required - = Non illustrated part # = New this model year

October 20, 2004

**Case, And Related Parts Automatic Transmission, 4 Speed, 42Re
Figure 42RE-210**

ITEM	PART NUMBER	QTY	LINE	SERIES	BODY	ENGINE	TRANS	TRIM	DESCRIPTION
-1	4863 907	1				ER0	DGK		SEAL AND GASKET PACKAGE, Transmission, 42RE, Major Repair ***
2	5209 7701	1	J						FILTER, Transfer Case Oil, And Filter Assy.
3									TUBE, Transfer Case Vent, (NOT SERVICED) (Not Serviced)
4	5211 8641	1					DG0		INDICATOR, Transmission Fluid Level, Trans. Oil Level ***
5	J021 9422	2				ER0	DGK		NUT, Hex, 3/8-16
6	5211 8626	1				EL0, EM0			TUBE, Oil Filler, Trans. Oil Filler
7	J400 1885	4				ER0	DGK		BOLT, Hex Head, .375-16x2.19, Case Mounting, 3/8-16 x 2-1/8"
8	5211 8629	1					DG0		SEAL, Oil Filler Tube, Oil Filler Tube
9									CASE, Transmission
	5211 8291	1	J			ER0	DGK		Transmission ***
		1	T			ER0	DGK		Transmission ***
10	J400 4370	2				ER0	DGK		BOLT AND WASHER, Hex Head, .437-14x2.75, Case Mtg., 7/16-14 x 2-3/4"
11									ADAPTER, Transfer Case, (Refer to Illus.220), (NOT SERVICED) (Not Serviced)
12									CONNECTOR, Oil Cooler Tube, .375 Tube x .25 Thread
	5202 8471	1	T			ER0	DGK		1/4 - 18
		1	J			ER0	DGK		1/4 - 18
	5202 8629	2	J			ER0	DGK		3/8
		2	T			ER0	DGK		3/8
13									NUT, Inverted Flare, .62-18
	6033 879	1	T			ER0	DGK		
		1	J			ER0	DGK		
14	2408 143	1					DG0		WASHER, Switch, B/U Light Switch
15	3747 361	1	T			ER0	DGK		SWITCH, Neutral, Safety, Back Up w/Washer, Neutral Starter and B/U Light, w/3 Prongs
		1	J			ER0	DGK		w/Washer, Neutral Starter and B/U Light, w/3 Prongs
16									MAGNET, Transmission

JEEP GRAND CHEROKEE (ZJ)
 SERIES LINE
 L = Low Line J = 4WD
 T = 2WD

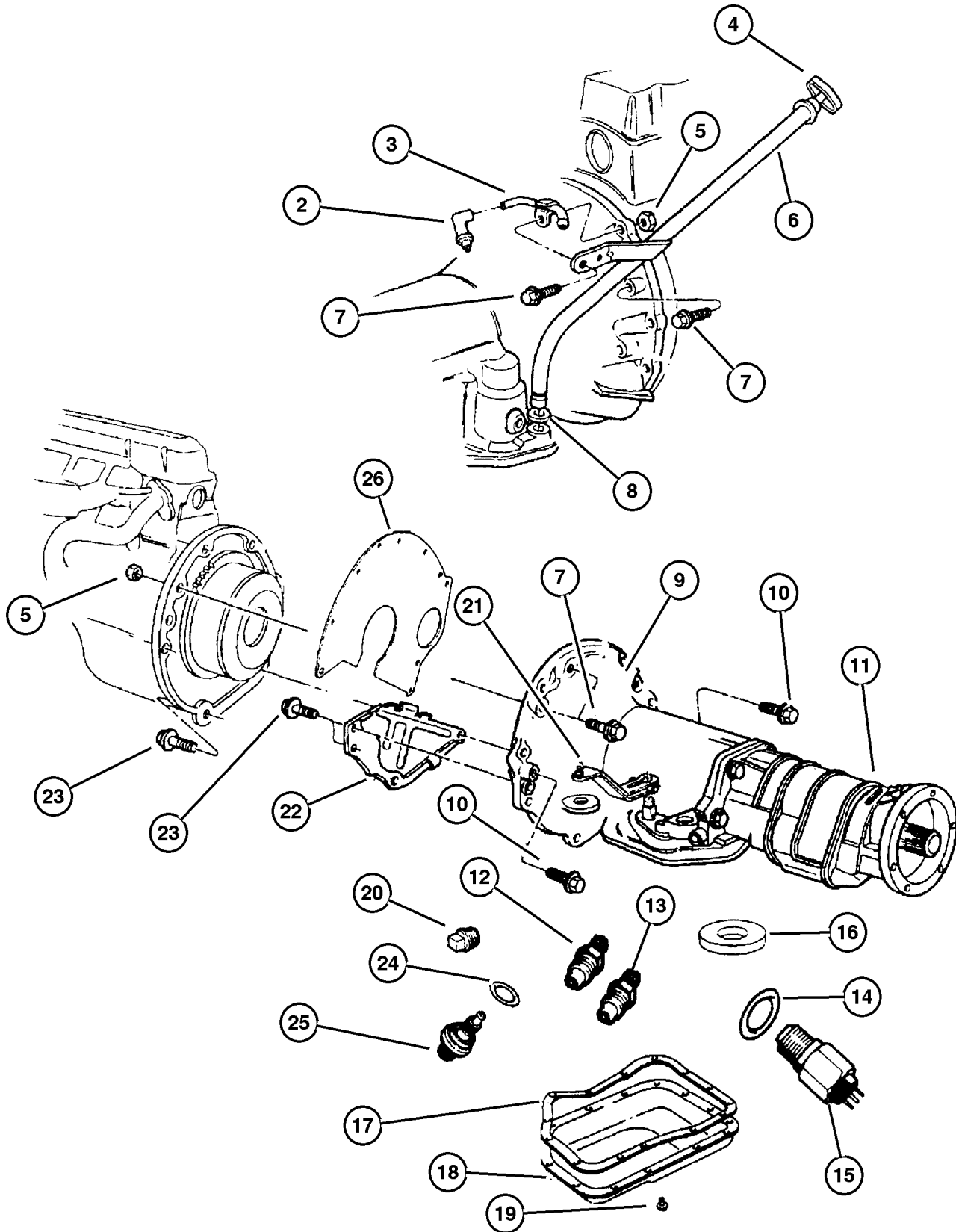
BODY
 74 = 4 Door

ENGINE
 ERH, ER0 = 4.0L Power Tech I-6.
 ELF, EL0 = 5.2L V8 MPI
 EML, EM0 = 5.9L V8 MPI

TRANSMISSION
 DGW = 4 Speed Auto. 44RE
 DGK = 4 Speed Auto. 42RE
 DGT = 4 Speed Auto. 46RE
 DG0 = All Speed Auto.

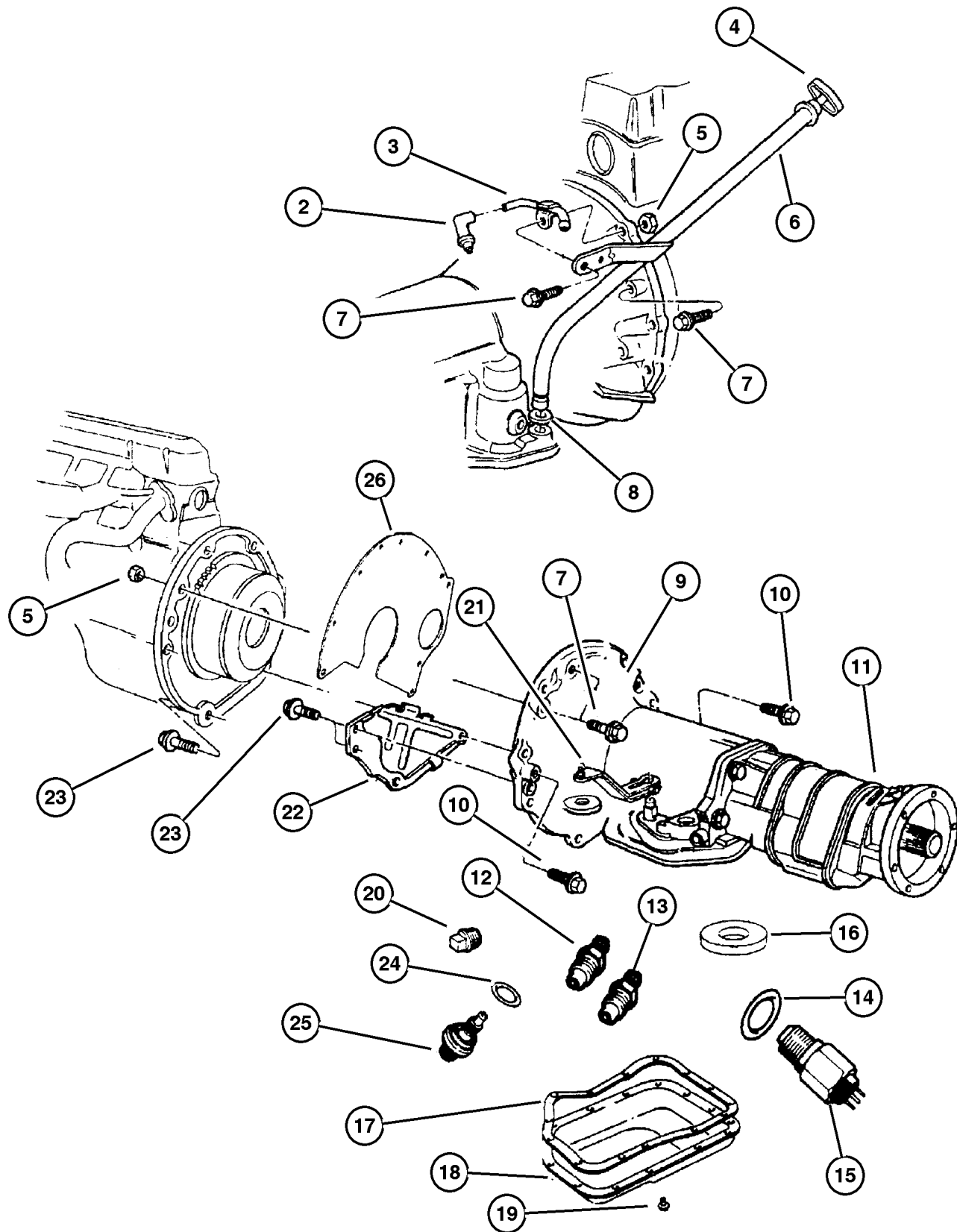
AR = Use as required - = Non illustrated part # = New this model year

October 20, 2004



Case, And Related Parts Automatic Transmission, 4 Speed, 42Re
Figure 42RE-210

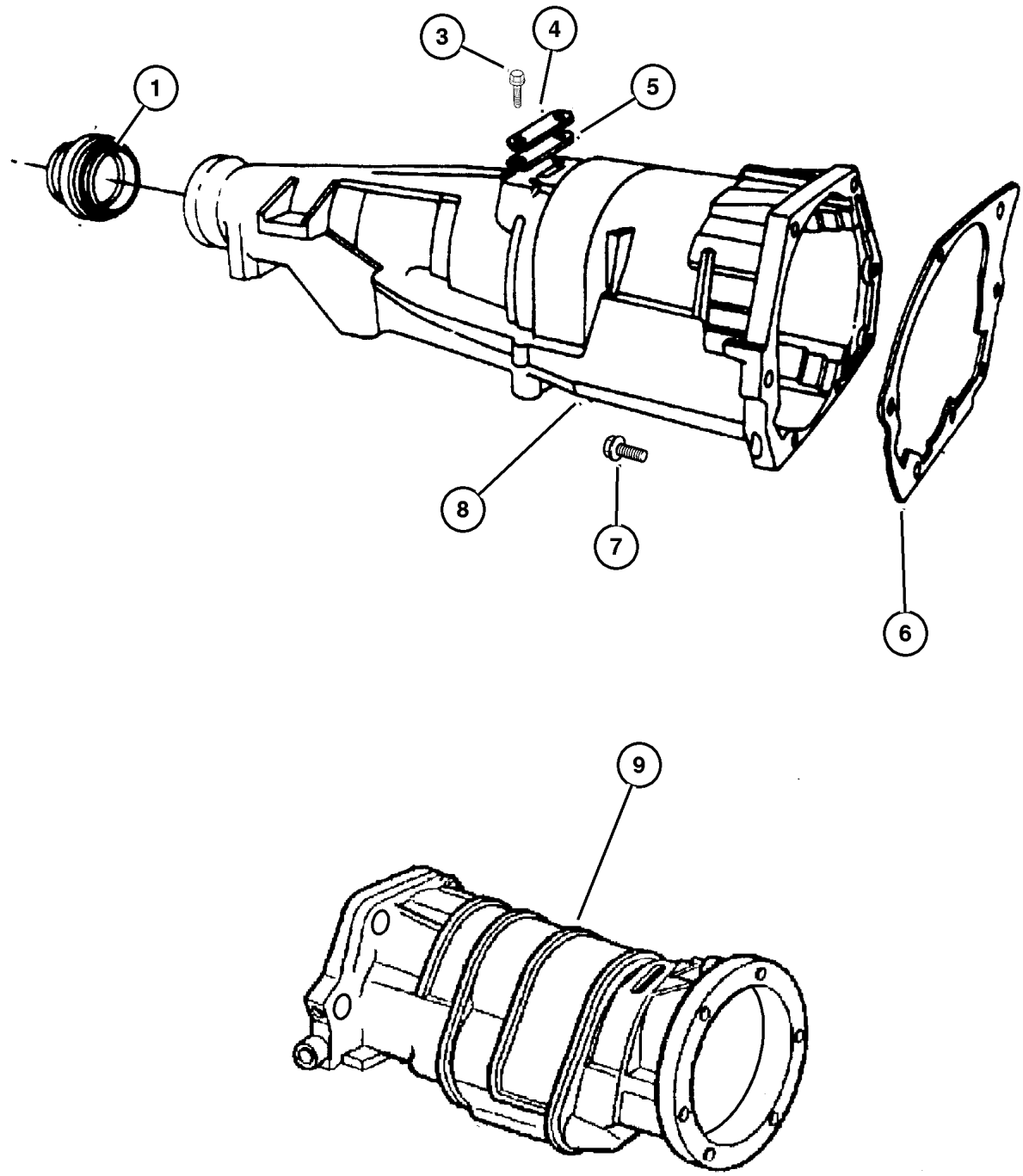
ITEM	PART NUMBER	QTY	LINE	SERIES	BODY	ENGINE	TRANS	TRIM	DESCRIPTION
	3681 601	1	J			EL0, EM0, ER0	DG0		Case Chip Collector
17		1	T			ER0	DGK		Case Chip Collector GASKET, Oil Pan
	4295 875	1	J			ER0	DGK		Oil Pan
		1	T			ER0	DGK		Oil Pan
18									PAN, Transmission Oil
	5211 8806	1	T			ER0	DGK		Trans. Oil
		1	J			ER0	DGK		Trans. Oil
19									SCREW AND WASHER, Hex Head, .312-18x.625
	4723 548	12	J			ER0	DGK		
		12	T			ER0	DGK		
20									PLUG Pressure
	5211 8746	1	T			ER0	DGK		Pressure
		1	J			ER0	DGK		Pressure
21	5207 9168	1					DG0		LEVER, Manual Control, Manual Control
22	5211 8136	1				ER0	DGK		COVER, Converter, Case Dust Shield, Lower
23	6035 031	3				ER0	DGK		SCREW AND WASHER, Hex Head, .312-18x.625, w/Washer, Case Cover, .312-18x.625
24									O RING, Trans Speedo Adapter
	6501 701	1	T			ER0	DGK		Speed Sensor (24mm)
		1	J			ER0	DGK		Speed Sensor (24mm)
25									SENSOR, Transmission Output Speed
	4412 879	1	T			ER0	DGK		Output Speed (24mm)
		1	J			ER0	DGK		Output Speed (24mm)
26	J323 7847	1				ER0	DG0		COVER, Converter, Trans. to Eng. Block, Upper



JEEP GRAND CHEROKEE (ZJ)
 SERIES LINE BODY ENGINE TRANSMISSION
 L = Low Line J = 4WD 74 = 4 Door ERH, ER0 = 4.0L Power Tech I-6. DGW = 4 Speed Auto. 44RE
 ELF, EL0 = 5.2L V8 MPI DGK = 4 Speed Auto. 42RE
 EML, EM0 = 5.9L V8 MPI DGT = 4 Speed Auto. 46RE
 DG0 = All Speed Auto.

Extension Automatic Transmission, 4 Speed, 42Re

Figure 42RE-220



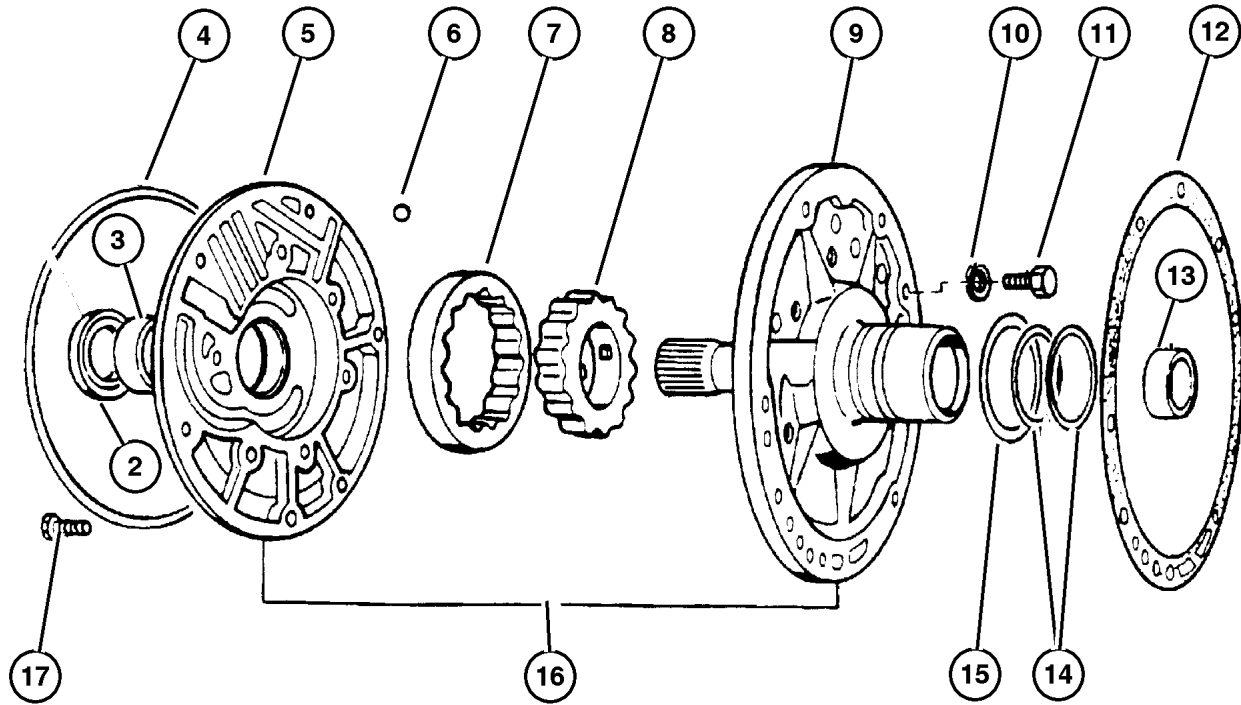
ITEM	PART NUMBER	QTY	LINE	SERIES	BODY	ENGINE	TRANS	TRIM	DESCRIPTION
1	4531 216	1	T			ER0	DGK		SEAL, Extension Yoke
-2	5210 7563	1	T			EL0, ER0	DGK, DGW		SPLINE SEAL, Extension Yoke ***
3									SCREW, .25-20x.62, (NOT SERVICED) (Not Serviced)
4	2466 957	1	J			EL0, EM0, ER0	DG0		COVER, Transmission Converter Ext. Bearing
5	2801 398	1	T			ER0	DGK		Ext. Bearing GASKET, Transmission Cover
6	4471 564	1	T			ER0	DGK		COVER GASKET, Overdrive Piston Retainer Extension or Adapter
7	6033 745	7	J			ER0	DGK		SCREW, Hex Flange Head, .375-16x1.44
8	4461 184	1	T			ER0	DGK		CASE, Transmission Rear, w/ Bushing, Case
9	4797 342	1	J			ER0	DGK		ADAPTER, Transfer Case
-10	4269 956	1	J			ER0	DGK		SEAL, Adapter

JEEP GRAND CHEROKEE (ZJ)

SERIES	LINE	BODY	ENGINE	TRANSMISSION
L = Low Line	J = 4WD T = 2WD	74 = 4 Door	ERH, ER0 = 4.0L Power Tech I-6. ELF, EL0 = 5.2L V8 MPI EML, EM0 = 5.9L V8 MPI	DGW = 4 Speed Auto. 44RE DGK = 4 Speed Auto. 42RE DGT = 4 Speed Auto. 46RE DG0 = All Speed Auto.

Pump, Oil With Reaction Shaft Automatic Transmission, 4 Speed, 42Re
Figure 42RE-310

ITEM	PART NUMBER	QTY	LINE	SERIES	BODY	ENGINE	TRANS	TRIM	DESCRIPTION
-1									GASKET AND SEAL PACKAGE, Transmission Oil Pump
	4713 108	1	T			ER0	DGK		Repair Front Pump
		1	J			ER0	DGK		Repair Front Pump
2									SEAL, Impeller Hub, 57.25mm OD
	4412 475	1	T			ER0	DGK		T/C Impeller Hub, 57.25mm O.D.
		1	J			ER0	DGK		T/C Impeller Hub, 57.25mm O.D.
3									BUSHING, Front Pump
	2466 796	1	T			ER0	DGK		Frnt. Pump Hsg.
		1	J			ER0	DGK		Frnt. Pump Hsg.
4									SEAL, Front Pump Housing
	2204 709	1	J			ER0	DGK		Frnt. Pump Hsg. 8-17/64" O.D.
		1	T			ER0	DGK		Frnt. Pump Hsg. 8-17/64" O.D.
5									HOUSING, Pump, w/Bushing, Rotors and Seal, Frt. Pump (Serviced in Assy. Item No. 16), (NOT SERVICED) (Not Serviced)
6									BALL, Valve Body Check
	0104 918	1	J			ER0	DGK		Reaction Shaft Suppt., 1/4" Dia.
		1	T			ER0	DGK		Reaction Shaft Suppt., 1/4" Dia.
7									ROTOR, Oil Pump, ROTOR, (Serviced in Assy.), (NOT SERVICED) (Not Serviced)
8									ROTOR, Oil Pump, ROTOR, (Serviced in Assy.), (NOT SERVICED) (Not Serviced)
9									REACTION SHAFT, Transmission Oil Pump, (Serviced in Item No. 16), (NOT SERVICED) (Not Serviced)
10									LOCK WASHER, (NOT SERVICED) (Not Serviced)
11									SCREW, Hex Head, .312-18x.687
	0179 815	6	J			ER0	DGK		Support, 5/16-18 x 11/16"
		6	T			ER0	DGK		Support, 5/16-18 x 11/16"
12									GASKET, Transmission Oil Pump
	5211 8266	1	J			ER0	DGK		Reaction Shaft Support
		1	T			ER0	DGK		Reaction Shaft Support
13									BUSHING, Reaction Shaft
	4058 635	1	J			ER0	DGK		Reaction Shaft
		1	T			ER0	DGK		Reaction Shaft
14									SEAL, Ring Reaction Support, 2 1/16 O.D.



JEEP GRAND CHEROKEE (ZJ)

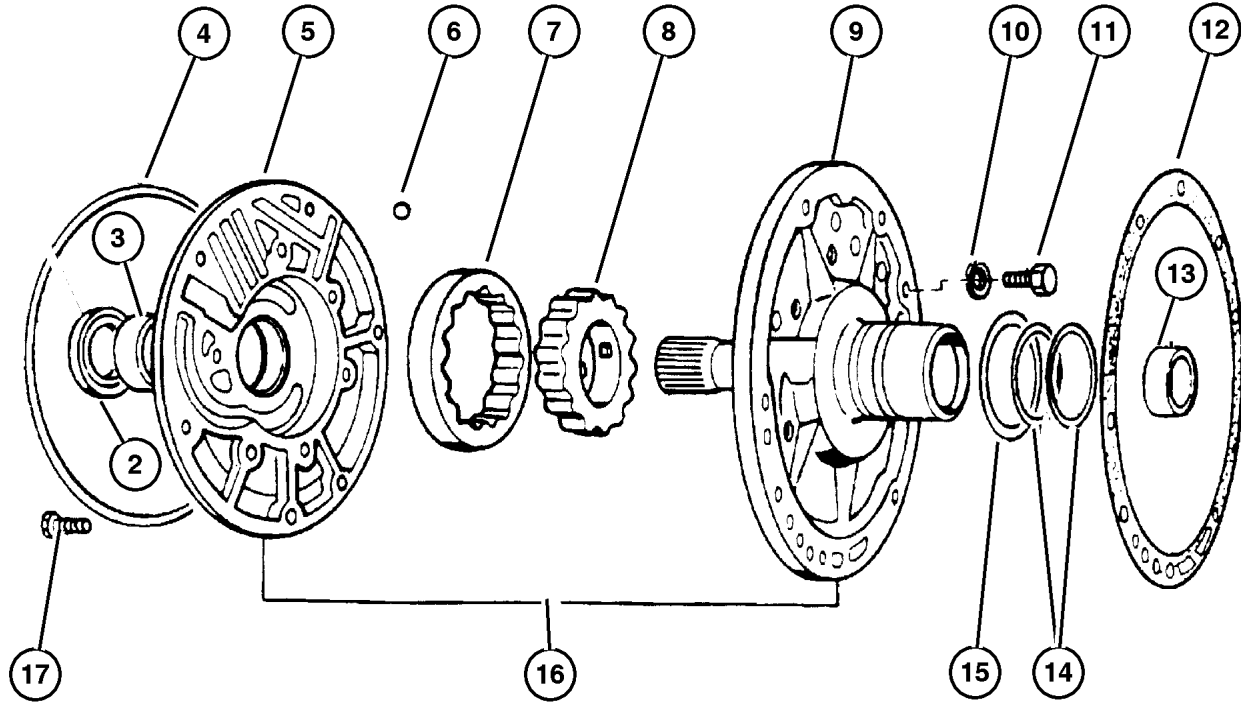
SERIES	LINE	BODY	ENGINE	TRANSMISSION
L = Low Line	J = 4WD T = 2WD	74 = 4 Door	ERH, ER0 = 4.0L Power Tech I-6. ELF, EL0 = 5.2L V8 MPI EML, EM0 = 5.9L V8 MPI	DGW = 4 Speed Auto. 44RE DGK = 4 Speed Auto. 42RE DGT = 4 Speed Auto. 46RE DG0 = All Speed Auto.

AR = Use as required - = Non illustrated part # = New this model year

October 20, 2004

Pump, Oil With Reaction Shaft Automatic Transmission, 4 Speed, 42Re
Figure 42RE-310

ITEM	PART NUMBER	QTY	LINE	SERIES	BODY	ENGINE	TRANS	TRIM	DESCRIPTION
	4471 874	2	J			ER0	DGK		Seal Reaction Shaft Support, 2-1/16" I.D.
		2	T			ER0	DGK		Seal Reaction Shaft Support, 2-1/16" I.D.
15									THRUST WASHER, Front Clutch
	4617 786	1	J			ER0	DGK		
		1	T			ER0	DGK		
16	5211 8267	1	J			ER0	DGK		PUMP, Transmission Oil Oil, Housing, Support and Reaction Shaft, w/Lock-Up ***
		1	T			ER0	DGK		Oil, Housing, Support and Reaction Shaft, w/Lock-Up ***
17									SCREW AND WASHER, Hex Flange Head, .312-18x1.375
	6023 943	6	J			ER0	DGK		w/Washer, Hsg. 5/16-18 x 1-3/8"
		6	T			ER0	DGK		w/Washer, Hsg. 5/16-18 x 1-3/8"

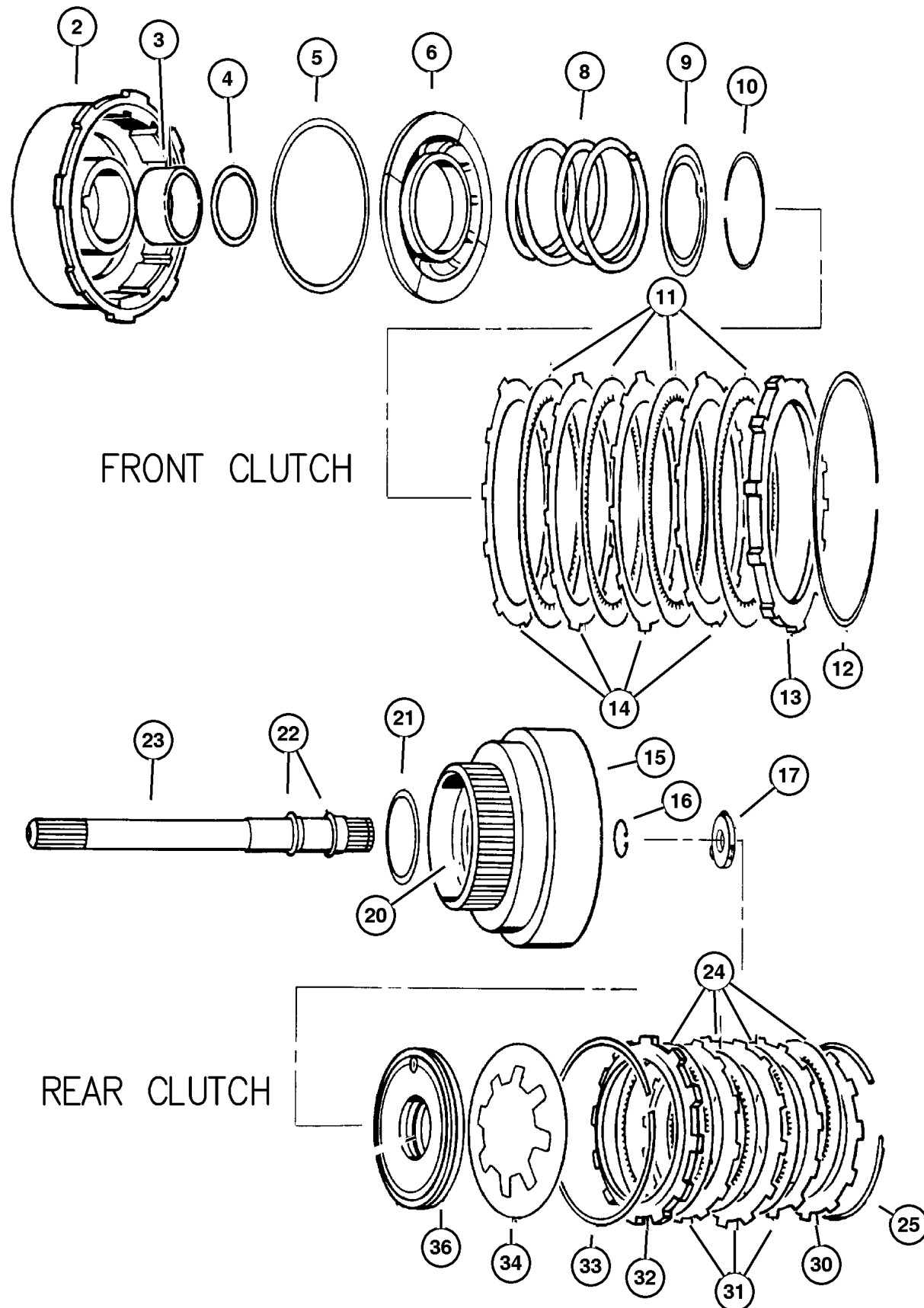


JEEP GRAND CHEROKEE (ZJ)				
SERIES	LINE	BODY	ENGINE	TRANSMISSION
L = Low Line	J = 4WD T = 2WD	74 = 4 Door	ERH, ER0 = 4.0L Power Tech I-6. ELF, EL0 = 5.2L V8 MPI EML, EM0 = 5.9L V8 MPI	DGW = 4 Speed Auto. 44RE DGK = 4 Speed Auto. 42RE DGT = 4 Speed Auto. 46RE DG0 = All Speed Auto.

AR = Use as required - = Non illustrated part # = New this model year

October 20, 2004

Clutch, Front And Rear With Gear Train Automatic Transmission, 4 Speed, 42Re
Figure 42RE-410



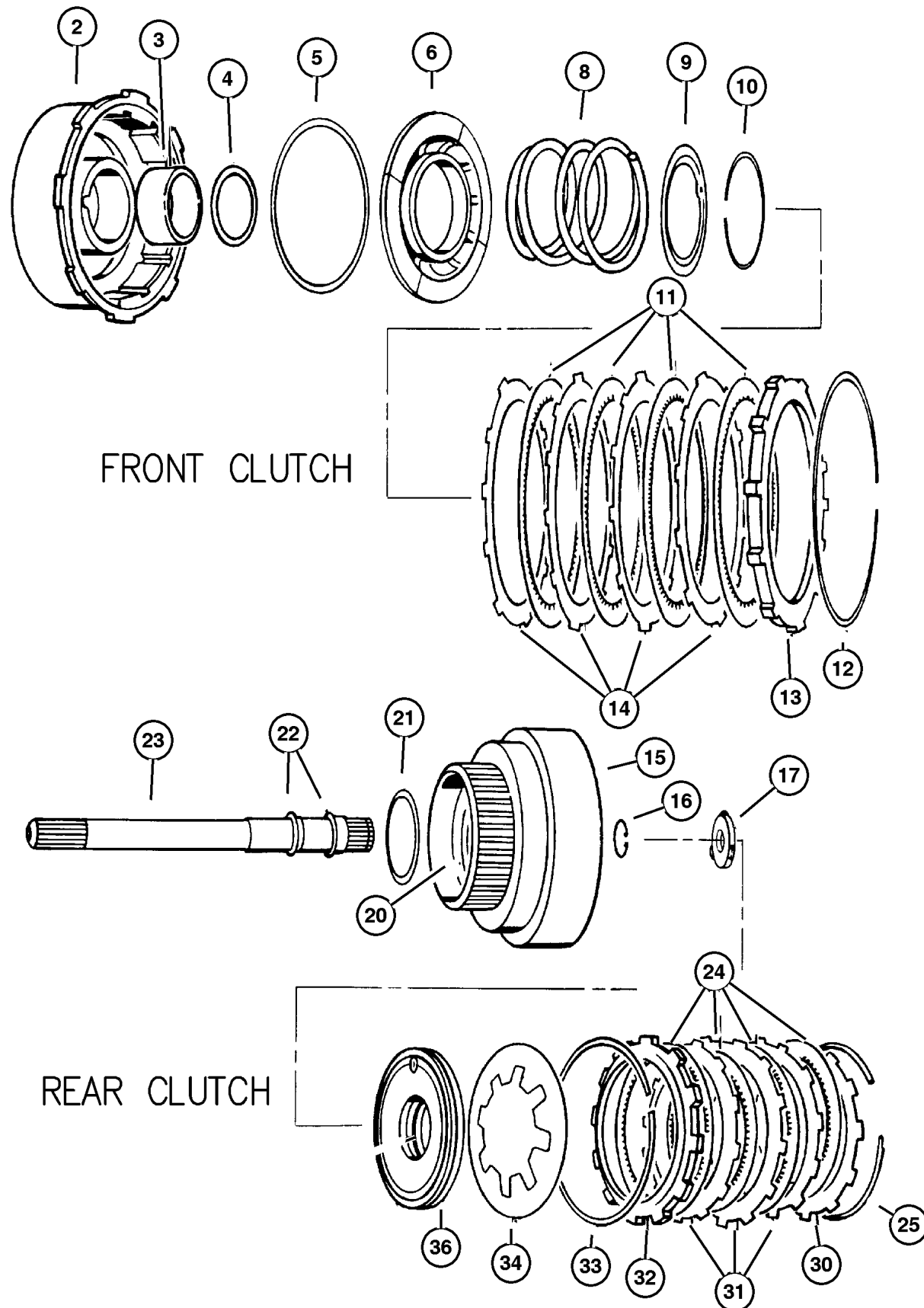
ITEM	PART NUMBER	QTY	LINE	SERIES	BODY	ENGINE	TRANS	TRIM	DESCRIPTION
-1	5252 926	1				ER0	DGK		SEAL PACKAGE, Transmission
2									Clutch, Front and Rear Clutch RETAINER AND BUSHING, Transmission Front Clutch
	4531 285	1	J			ER0	DGK		w/Bushings, w/o Seals Frt. Clutch
		1	T			ER0	DGK		w/Bushings, w/o Seals Frt. Clutch
3	4617 157	1	J			ER0	DGK		BUSHING, Front Clutch
		1	T			ER0	DGK		
4	3515 176	1	J			ER0	DGK		SEAL, Front Clutch Piston
		1	T			ER0	DGK		Frt. Clutch Piston, Rubber, Inner
5									Frt. Clutch Piston, Rubber, Inner
	4058 487	1	J			ER0	DGK		SEAL, Front Piston Clutch
		1	T			ER0	DGK		
6	4617 154	1	J			ER0	DGK		Frt. Clutch Piston, Outer
		1	T			ER0	DGK		Frt. Clutch Piston, Outer
									PISTON, Clutch
-7	0147 483	1	J			ER0	DGK		Frt. Clutch
		1	T			ER0	DGK		Frt. Clutch
									CHECK BALL, Dia-.187
8	4329 809	1	J			ER0	DGK		3/16" Dia.
		1	T			ER0	DGK		3/16" Dia.
									SPRING, Front Clutch
									Frt. Clutch Piston, Yellow
									Frt. Clutch Piston, Yellow
9									RETAINER, Transmission Front
	4617 516	1	J			ER0	DGK		Clutch Piston Spring
		1	T			ER0	DGK		Frt. Clutch Piston Spring
10									Frt. Clutch Piston Spring
	1942 400	1	J			ER0	DGK		SNAP RING
		1	T			ER0	DGK		Frt. Clutch Inner, 2-7/16" O.D.
11	4617 362	4	J			ER0	DGK		Frt. Clutch Inner, 2-7/16" O.D.
		4	T			ER0	DGK		DISC, Direct Clutch
12	3410 571	1	J			ER0	DGK		Frt. Clutch
		1	T			ER0	DGK		Frt. Clutch
									SNAP RING
									Frt. Clutch, Outer
									Frt. Clutch, Outer
13	4617 176	1	J			ER0	DGK		PLATE, Transmission Clutch
		1	T			ER0	DGK		Reaction
									Frt. Clutch Pressure
14									Frt. Clutch Pressure
									PLATE, Front and Rear Clutch

JEEP GRAND CHEROKEE (ZJ)
 SERIES LINE BODY ENGINE TRANSMISSION
 L = Low Line J = 4WD 74 = 4 Door ERH, ER0 = 4.0L Power Tech I-6. DGW = 4 Speed Auto. 44RE
 ELF, EL0 = 5.2L V8 MPI DGK = 4 Speed Auto. 42RE
 EML, EM0 = 5.9L V8 MPI DGT = 4 Speed Auto. 46RE
 DGO = All Speed Auto.

AR = Use as required - = Non illustrated part # = New this model year

October 20, 2004

Clutch, Front And Rear With Gear Train Automatic Transmission, 4 Speed, 42Re
Figure 42RE-410



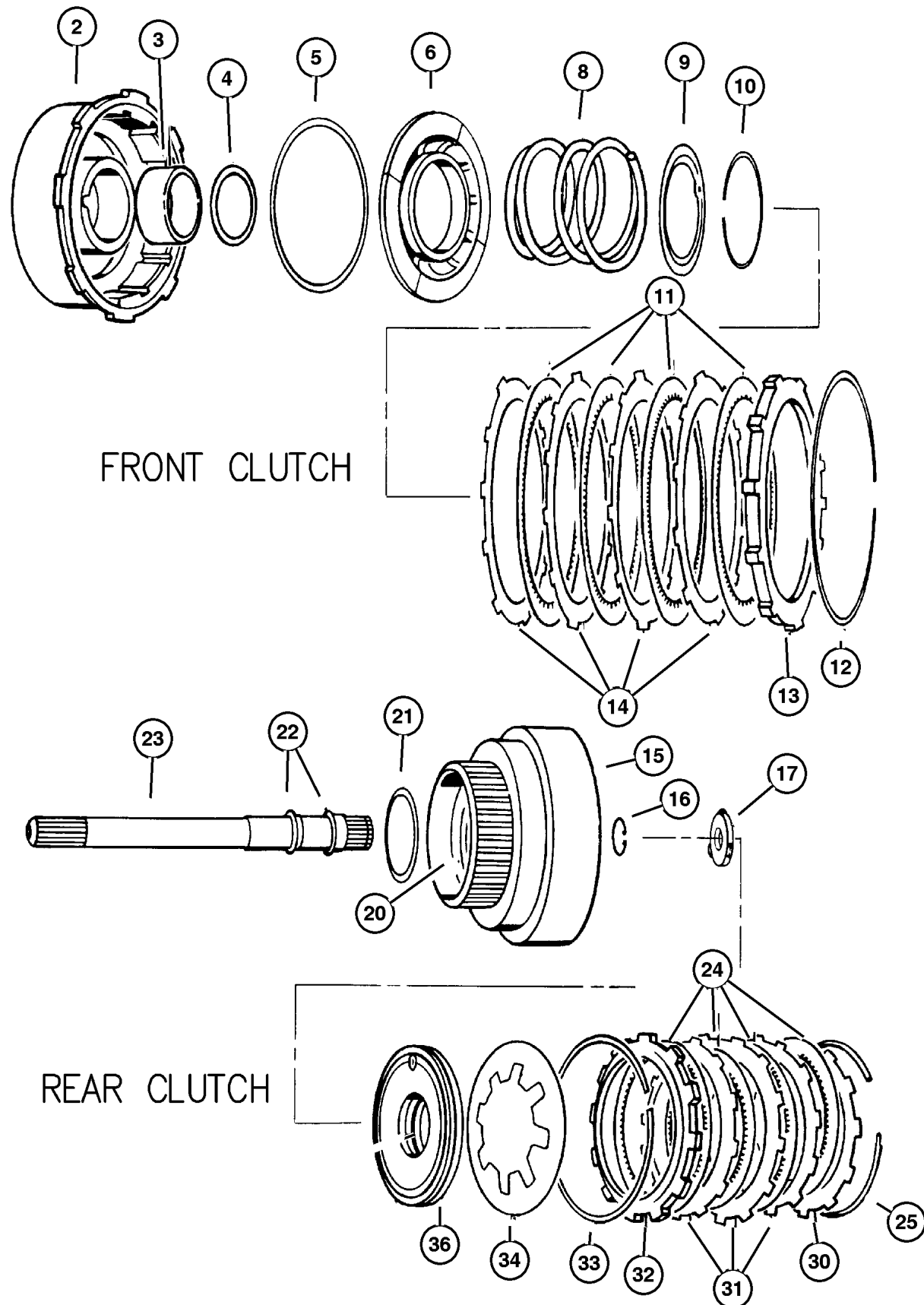
ITEM	PART NUMBER	QTY	LINE	SERIES	BODY	ENGINE	TRANS	TRIM	DESCRIPTION
	1942 403	4	J			ER0	DGK		Frnt. Clutch
		4	T			ER0	DGK		Frnt. Clutch
15									RETAINER, Transmission Rear Clutch
	4505 199	1	J			ER0	DGK		Rear Clutch
		1	T			ER0	DGK		Rear Clutch
16									SNAP RING, .890625
	6022 859	1	J			ER0	DGK		Input Shaft 57/64", .059" Thk.
		1	T			ER0	DGK		Input Shaft 57/64", .059" Thk.
17									THRUST WASHER, Output Shaft, Gray .052
	4505 185	1	J			ER0	DGK		Grey
		1	T			ER0	DGK		Grey
-18									THRUST WASHER, Output Shaft, Red .068
	4505 186	1	J			ER0	DGK		
		1	T			ER0	DGK		
-19									THRUST WASHER, Output Shaft, Green .083
	4505 187	1	J			ER0	DGK		
		1	T			ER0	DGK		
20									SEAL, Rear Clutch Retainer
	4617 063	1	J			ER0	DGK		
		1	T			ER0	DGK		
21									THRUST WASHER, Front Clutch
	4617 786	1	J			ER0	DGK		
		1	T			ER0	DGK		
22									SEAL, Input Shaft
	1401 221	1	J			ER0	DGK		
		1	T			ER0	DGK		
23									INPUT SHAFT, Transmission
	4505 189	1	J			ER0	DGK		Input
		1	T			ER0	DGK		Input
24									DISC, Clutch
	4713 880	4	J			ER0	DGK		Rear Clutch
		4	T			ER0	DGK		Rear Clutch
25									SNAP RING
	4130 761	1	J			ER0	DGK		
		1	T			ER0	DGK		
-26									SNAP RING, Rear Clutch, .076
	4539 121	1	J			ER0	DGK		
		1	T			ER0	DGK		
-27									SNAP RING, Rear Clutch, .098

JEEP GRAND CHEROKEE (ZJ)
 SERIES LINE BODY ENGINE TRANSMISSION
 L = Low Line J = 4WD 74 = 4 Door ERH, ER0 = 4.0L Power Tech I-6. DGW = 4 Speed Auto. 44RE
 ELF, EL0 = 5.2L V8 MPI DGK = 4 Speed Auto. 42RE
 EML, EM0 = 5.9L V8 MPI DGT = 4 Speed Auto. 46RE
 DGO = All Speed Auto.

AR = Use as required - = Non illustrated part # = New this model year

October 20, 2004

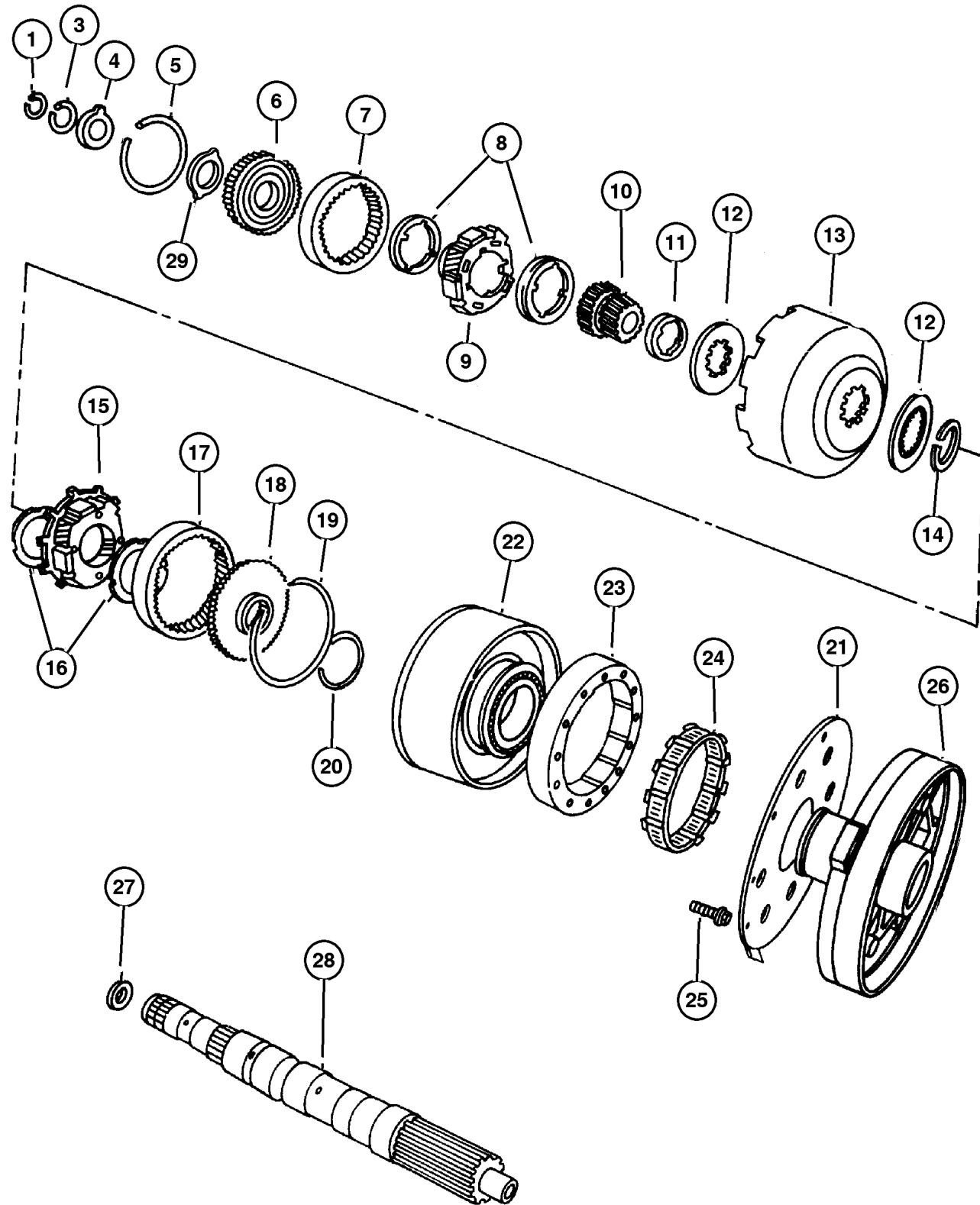
Clutch, Front And Rear With Gear Train Automatic Transmission, 4 Speed, 42Re
Figure 42RE-410



ITEM	PART NUMBER	QTY	LINE	SERIES	BODY	ENGINE	TRANS	TRIM	DESCRIPTION
	4539 122	1	J			ER0	DGK		
-28		1	T			ER0	DGK		SNAP RING, Rear Clutch, .095
	4539 123	1	J			ER0	DGK		
		1	T			ER0	DGK		
-29		1	J			ER0	DGK		SNAP RING, Rear Clutch, .107
	4539 124	1	J			ER0	DGK		
		1	T			ER0	DGK		
30									PLATE, Transmission Clutch Reaction
	4617 176	1	J			ER0	DGK		Rr. Clutch Pressure, Rear
		1	T			ER0	DGK		Rr. Clutch Pressure, Rear
31									PLATE, Front and Rear Clutch
	1942 403	3	J			ER0	DGK		Rear Clutch
		3	T			ER0	DGK		Rear Clutch
32									PLATE, Clutch Pressure
	2466 281	1	J			ER0	DGK		Rear Clutch Pressure, Front
		1	T			ER0	DGK		Rear Clutch Pressure, Front
33									SPRING, Rear Clutch
	2466 283	1	J			ER0	DGK		Rear Clutch Wave
		1	T			ER0	DGK		Rear Clutch Wave
34									SPRING, Rear Clutch Piston
	4728 487	1	J			ER0	DGK		Rear Clutch Piston
		1	T			ER0	DGK		Rear Clutch Piston
-35									SEAL, Rear Clutch Piston
	2538 695	1	J			ER0	DGK		Rear Clutch Piston, Rubber, Outer
		1	T			ER0	DGK		Rear Clutch Piston, Rubber, Outer
36									PISTON, Clutch
	3515 716	1	J			ER0	DGK		Rear Clutch
		1	T			ER0	DGK		Rear Clutch
-37									SEAL, Rear Clutch Piston
	2538 510	1	J			ER0	DGK		Rear Clutch Piston, Rubber, Inner
		1	T			ER0	DGK		Rear Clutch Piston, Rubber, Inner
-38	4798 133	1	J			EL0, EM0, ER0	DG0		GEAR, Differential

JEEP GRAND CHEROKEE (ZJ)
 SERIES LINE BODY ENGINE TRANSMISSION
 L = Low Line J = 4WD 74 = 4 Door ERH, ER0 = 4.0L Power Tech I-6. DGW = 4 Speed Auto. 44RE
 ELF, EL0 = 5.2L V8 MPI DGK = 4 Speed Auto. 42RE
 EML, EM0 = 5.9L V8 MPI DGT = 4 Speed Auto. 46RE
 DG0 = All Speed Auto.

Gear Train And Intermediate Shaft Automatic Transmission, 4 Speed, 42Re
Figure 42RE-420



ITEM	PART NUMBER	QTY	LINE	SERIES	BODY	ENGINE	TRANS	TRIM	DESCRIPTION
1									SNAP RING, .946 ID
	6026 289	1	J			ER0	DGK		
		1	T			ER0	DGK		
-2									SNAP RING, Output Shaft, 1.029 OD
	6030 404	1	J			ER0	DGK		
		1	T			ER0	DGK		
3									SNAP RING, Annulus Gear, 1.375 ID
	6030 576	1	J			ER0	DGK		Frnt. Annulus Gear Support, 1-3/8" I.D.
		1	T			ER0	DGK		Frnt. Annulus Gear Support, 1-3/8" I.D.
4									THRUST WASHER, Annulus Gear
	3681 969	1	J			ER0	DGK		Frnt. Annulus Gear Support, Thrust w/Lip, 2-1/8" O.D.
		1	T			ER0	DGK		Frnt. Annulus Gear Support, Thrust w/Lip, 2-1/8" O.D.
5									SNAP RING
	6035 238	1	J			ER0	DGK		
		1	T			ER0	DGK		
6									SUPPORT, Annulus Gear
	4617 774	1	J			ER0	DGK		w/Bushing, Frnt. Annulus Gear
		1	T			ER0	DGK		w/Bushing, Frnt. Annulus Gear
7									GEAR, Front Annulus
	4130 512	1	J			ER0	DGK		Front Annulus
		1	T			ER0	DGK		Front Annulus
8									THRUST WASHER, Planetary
	4130 518	2	J			ER0	DGK		Carrier
		2	T			ER0	DGK		Frnt. Carrier Thrust, 2-5/8" I.D., w/4 Tabs I.D.
		2	T			ER0	DGK		Frnt. Carrier Thrust, 2-5/8" I.D., w/4 Tabs I.D.
9									CARRIER, Planetary Pinion
	4130 514	1	J			ER0	DGK		Front Planet Pinion
		1	T			ER0	DGK		Front Planet Pinion
10									GEAR, Sun
	4130 685	1	J			ER0	DGK		w/Bushing, Sun 38T-28T
		1	T			ER0	DGK		w/Bushing, Sun 38T-28T
11									SPACER, Sun Gear
	4130 736	1	J			ER0	DGK		Sun Gear, 4 Inner Teeth, 2" O.D.
		1	T			ER0	DGK		Sun Gear, 4 Inner Teeth, 2" O.D.
12									PLATE, Transmission Module
	4471 566	2	J			ER0	DGK		Sun Gear Driving Shell, Thrust

JEEP GRAND CHEROKEE (ZJ)

SERIES	LINE	BODY	ENGINE	TRANSMISSION
L = Low Line	J = 4WD T = 2WD	74 = 4 Door	ERH, ER0 = 4.0L Power Tech I-6. ELF, EL0 = 5.2L V8 MPI EML, EM0 = 5.9L V8 MPI	DGW = 4 Speed Auto. 44RE DGK = 4 Speed Auto. 42RE DGT = 4 Speed Auto. 46RE DGO = All Speed Auto.

AR = Use as required - = Non illustrated part # = New this model year

October 20, 2004

Gear Train And Intermediate Shaft Automatic Transmission, 4 Speed, 42Re
Figure 42RE-420

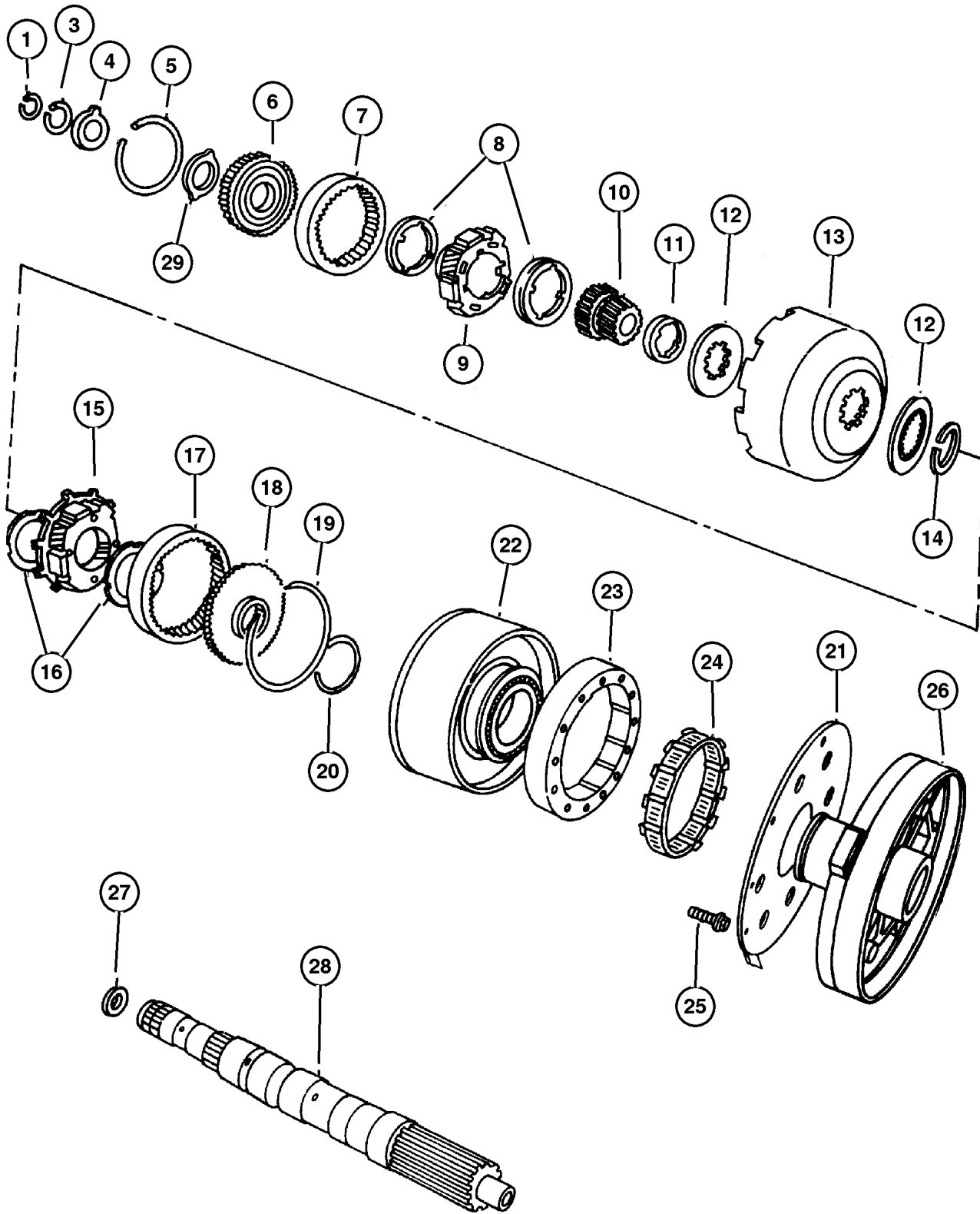
ITEM	PART NUMBER	QTY	LINE	SERIES	BODY	ENGINE	TRANS	TRIM	DESCRIPTION
		2	T			ER0	DGK		Sun Gear Driving Shell, Thrust
13	4531 288	1	J			ER0	DGK		SHELL, Sun Gear
		1	T			ER0	DGK		Sun Gear Driving
14	1942 439	1	J			ER0	DGK		SNAP RING, Sun Gear Shell
		1	T			ER0	DGK		Sun Gear Driving Shell, Lock 1-41/64" O.D.
15	4431 438	1	J			ER0	DGK		CARRIER, Planetary Pinion
		1	T			ER0	DGK		Rear Planet Pinion
16	3681 935	1	J			ER0	DGK		Rear Planet Pinion
		1	T			ER0	DGK		THRUST WASHER, Planetary Carrier
17	3743 184	1	J			ER0	DGK		GEAR, Rear Annulus
		1	T			ER0	DGK		Rear Annulus
18	3515 501	1	J			ER0	DGK		SUPPORT, Annulus Gear
		1	T			ER0	DGK		Rr. Annulus Gear, 62T-28T, 4" O.D.
19	1942 444	1	J			ER0	DGK		Rr. Annulus Gear, 62T-28T, 4" O.D.
		1	T			ER0	DGK		SNAP RING
20	6033 480	1	J			ER0	DGK		Rr. Annulus Gear, 4-1/16" O.D.
		1	T			ER0	DGK		Rr. Annulus Gear, 4-1/16" O.D.
21	4471 564	1	J			ER0	DGK		SNAP RING, Reverse Drum
		1	T			ER0	DGK		Reverse Drum Retaining
22	4637 956	1	J			ER0	DGK		Reverse Drum Retaining
		1	T			ER0	DGK		GASKET, Overdrive Piston Retainer O/Drive Cl. Piston Retainer To Case
23	4431 690	1	J			ER0	DGK		O/Drive Cl. Piston Retainer To Case
		1	T			ER0	DGK		DRUM PACKAGE, Transmission Reverse
24	4471 564	1	J			ER0	DGK		Reverse
		1	T			ER0	DGK		CAM, Overrunning Clutch
		1	T			ER0	DGK		"O" Running Clutch
		1	T			ER0	DGK		"O" Running Clutch
24									CLUTCH, Overrunning

JEEP GRAND CHEROKEE (ZJ)

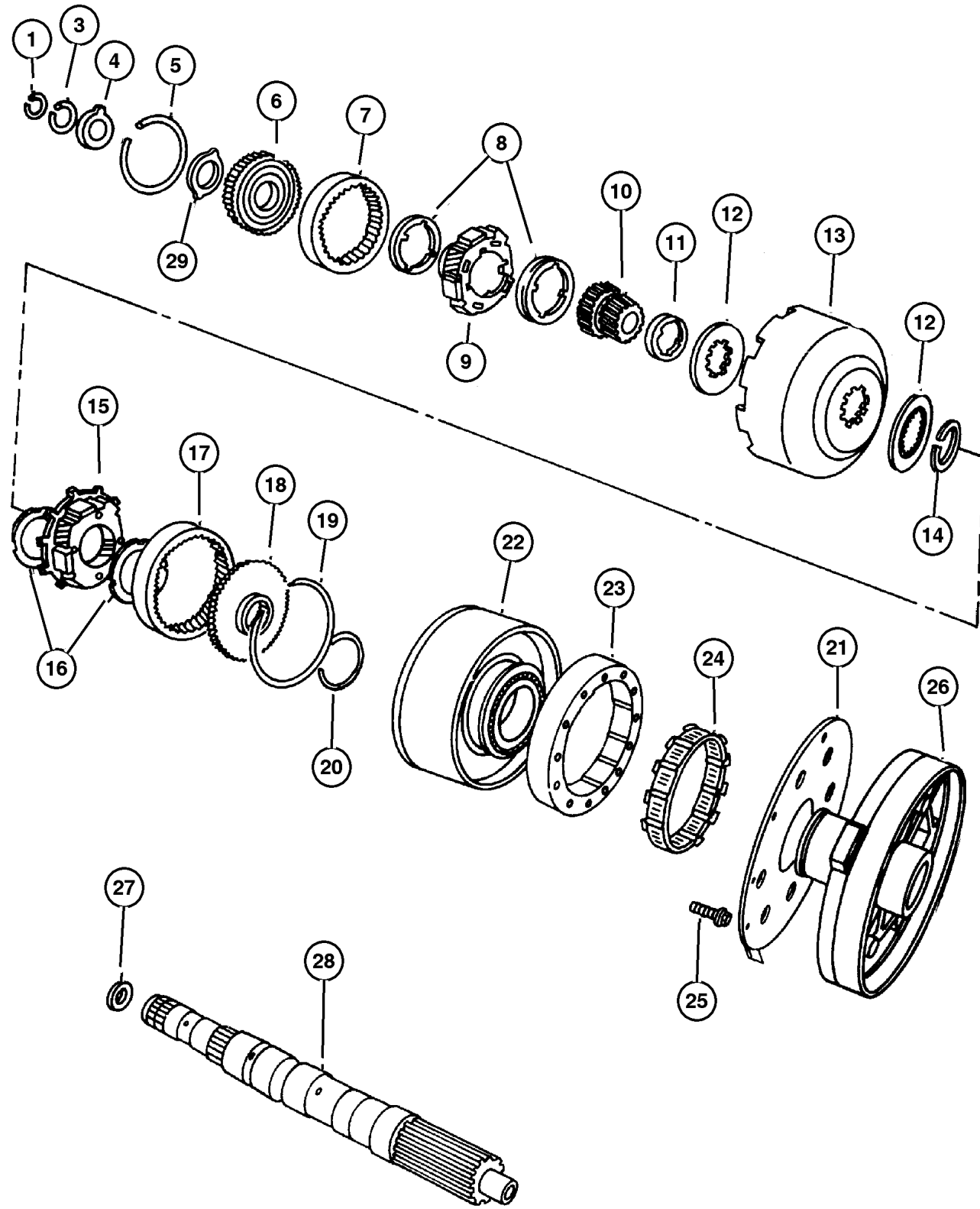
SERIES	LINE	BODY	ENGINE	TRANSMISSION
L = Low Line	J = 4WD T = 2WD	74 = 4 Door	ERH, ER0 = 4.0L Power Tech I-6. ELF, EL0 = 5.2L V8 MPI EML, EM0 = 5.9L V8 MPI	DGW = 4 Speed Auto. 44RE DGK = 4 Speed Auto. 42RE DGT = 4 Speed Auto. 46RE DGO = All Speed Auto.

AR = Use as required - = Non illustrated part # = New this model year

October 20, 2004



Gear Train And Intermediate Shaft Automatic Transmission, 4 Speed, 42Re
Figure 42RE-420



ITEM	PART NUMBER	QTY	LINE	SERIES	BODY	ENGINE	TRANS	TRIM	DESCRIPTION
	4431 432	1	J			ER0	DGK		w/Rollers and Springs, "O" Running Clutch
		1	T			ER0	DGK		w/Rollers and Springs, "O" Running Clutch
25									SCREW, Hex Flange Head, .25-28x.875
	6033 616	5	J			ER0	DGK		
		5	T			ER0	DGK		
26									RETAINER, Transmission Overdrive Clutch Piston
	4617 246	1	J			ER0	DGK		Piston
		1	T			ER0	DGK		Piston
27									PLATE, Transmission Module
	4505 188	1	J			ER0	DGK		Intermediate Shaft Thrust, .060" Thk.
		1	T			ER0	DGK		Intermediate Shaft Thrust, .060" Thk.
28									INTERMEDIATE SHAFT, Transmission
	4617 604	1	J			ER0	DGK		w/Plug, Intermediate
		1	T			ER0	DGK		w/Plug, Intermediate
29									PLATE, Annulus Gear Thrust
	4617 775	1	J			ER0	DGK		Front Annulus Gear Support Thrust, 2.168"O.D., 1.515", .030" Thick
		1	T			ER0	DGK		Front Annulus Gear Support Thrust, 2.168"O.D., 1.515", .030" Thick

JEEP GRAND CHEROKEE (ZJ)

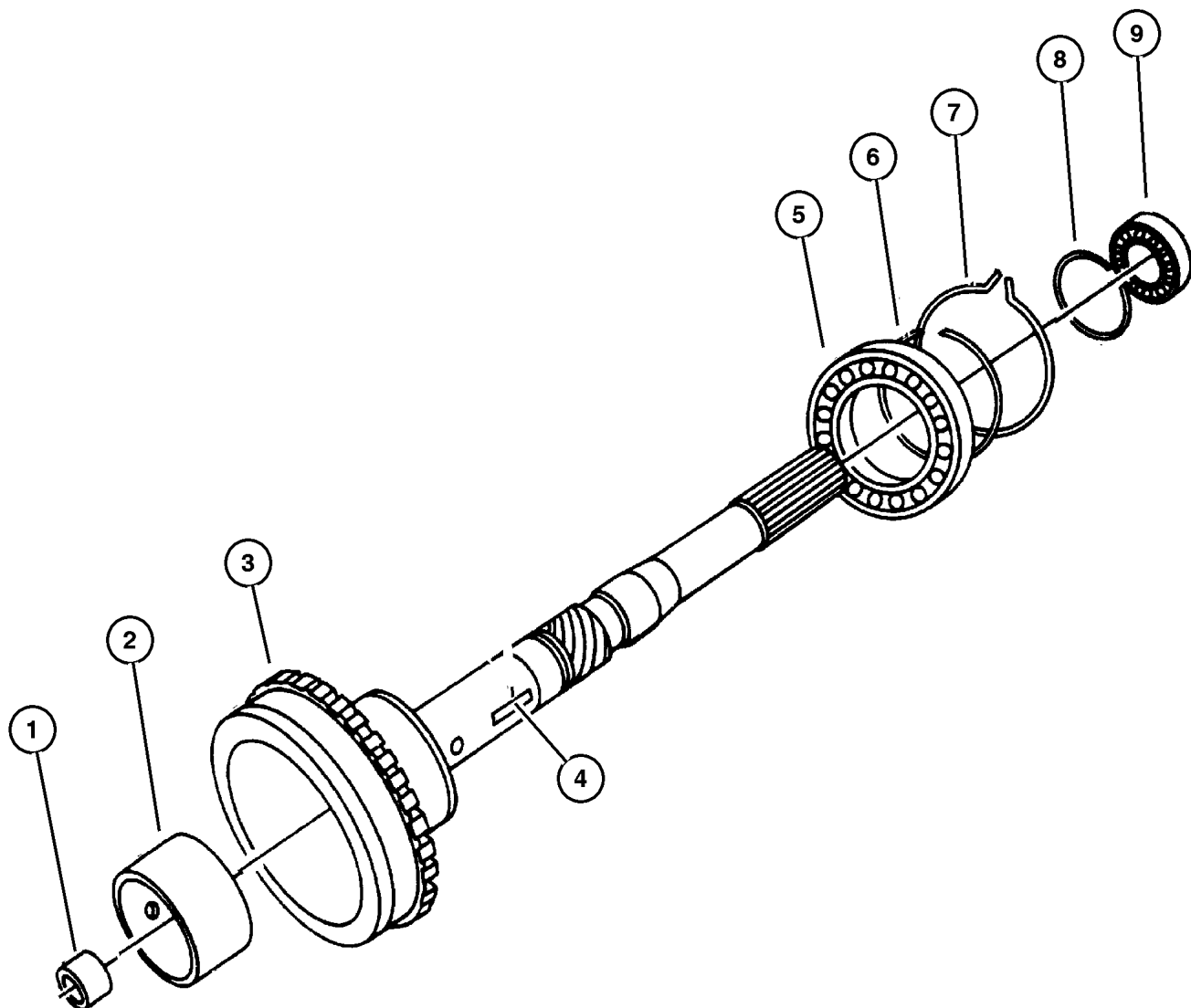
SERIES	LINE	BODY	ENGINE	TRANSMISSION
L = Low Line	J = 4WD T = 2WD	74 = 4 Door	ERH, ER0 = 4.0L Power Tech I-6. ELF, EL0 = 5.2L V8 MPI EML, EM0 = 5.9L V8 MPI	DGW = 4 Speed Auto. 44RE DGK = 4 Speed Auto. 42RE DGT = 4 Speed Auto. 46RE DG0 = All Speed Auto.

AR = Use as required - = Non illustrated part # = New this model year

October 20, 2004

**Output Shaft Automatic Transmission, 4 Speed, 42Re
Figure 42RE-430**

ITEM	PART NUMBER	QTY	LINE	SERIES	BODY	ENGINE	TRANS	TRIM	DESCRIPTION
1									BUSHING, O/P Shaft Pilot, (Serviced in O/P Shaft), (NOT SERVICED) (Not Serviced)
2									BUSHING, Not Serviced, (NOT SERVICED) (Not Serviced)
3	4864 501	1	T			ER0	DGK		SHAFT, Output
	4798 536	1	J			ER0	DGK		
4									KEY, Shaft, O/P Shaft Gov. Drive (Not Serviced), (NOT SERVICED) (Not Serviced)
5	4461 008	1	T			ER0	DGK		BEARING, Output Shaft Front
		1	J			EM0	DGW		
6	4461 068	1	T			EL0	DGW		SNAP RING O/P Shaft Front Bearing
		1	T			ER0	DGK		
		1	J			ER0	DGK		
		1	J			EM0	DGW		
		1	J			EL0	DGW		
7	4461 057	1	T			EL0	DGW		SNAP RING O/P Shaft Brg. to Case
		1	J			ER0	DGK		
		1	J			EM0	DGW		
		1	J			EL0	DGW		
8	4461 069	1	T			EL0	DGW		SNAP RING O/P Shaft Rear Bearing
		1	T			ER0	DGK		
9	2466 224	1	T			ER0	DGK		BEARING, Output Shaft O/P Shaft, Rear, 2.8344 O.D.
		1	J			EL0, EM0, ER0	DG0		

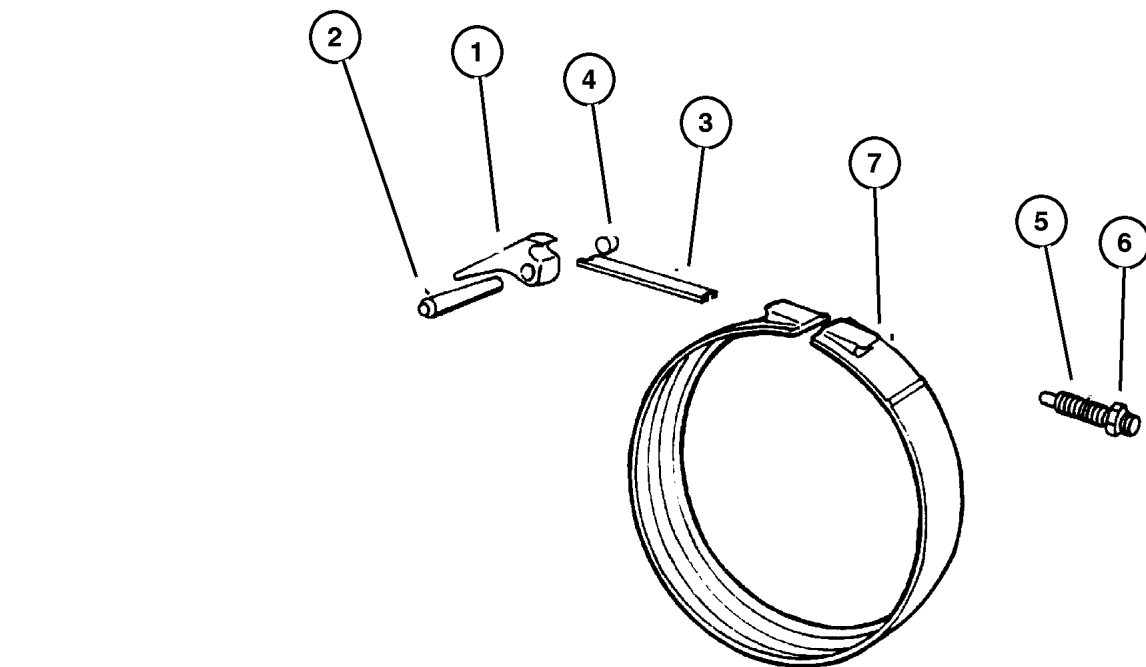


JEEP GRAND CHEROKEE (ZJ)
 SERIES LINE BODY ENGINE TRANSMISSION
 L = Low Line J = 4WD 74 = 4 Door ERH, ER0 = 4.0L Power Tech I-6. DGW = 4 Speed Auto. 44RE
 ELF, EL0 = 5.2L V8 MPI DGK = 4 Speed Auto. 42RE
 EML, EM0 = 5.9L V8 MPI DGT = 4 Speed Auto. 46RE
 DG0 = All Speed Auto.

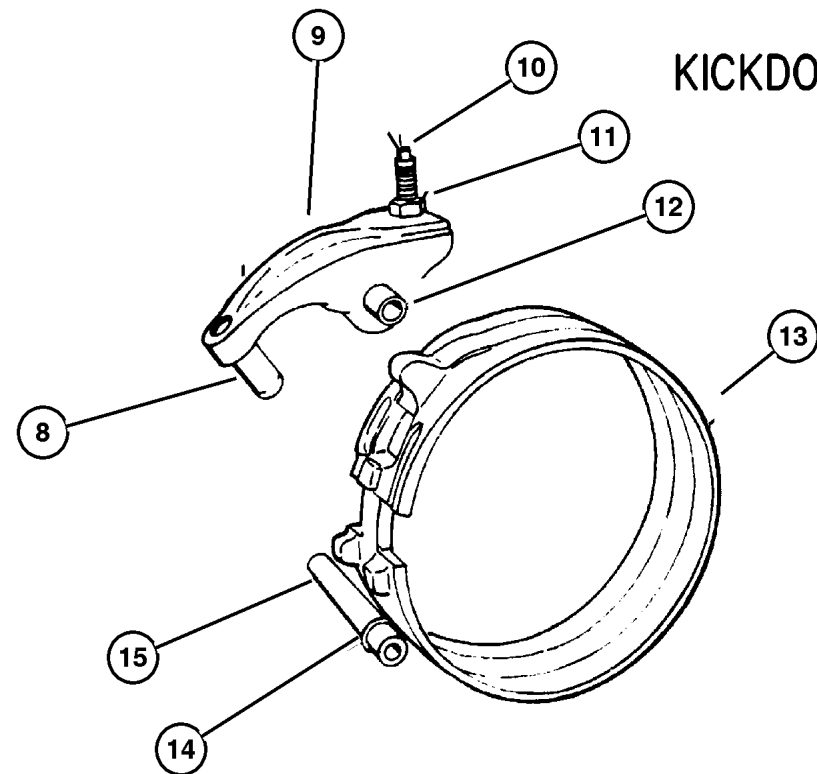
AR = Use as required - = Non illustrated part # = New this model year

October 20, 2004

Bands, Reverse And Kickdown With Linkage Automatic Transmission, 4 Speed, 42Re
Figure 42RE-510



KICKDOWN BAND



DOUBLE WRAP REVERSE BAND

ITEM	PART NUMBER	QTY	LINE	SERIES	BODY	ENGINE	TRANS	TRIM	DESCRIPTION
1									LEVER, Kickdown
	5211 8264	1	J			ER0	DGK		Kickdown Band
		1	T			ER0	DGK		Kickdown Band
2									SHAFT, Band Lever
	4531 181	1	J			ER0	DGK		Kickdown
		1	T			ER0	DGK		Kickdown
3									STRUT, Kickdown Band
	3515 084	1	J			ER0	DGK		Kickdown Band
		1	T			ER0	DGK		Kickdown Band
4									PLUG, Pipe, .250-18x.560, (NOT SERVICED) (Not Serviced)
5									SCREW, Trans Kickdown Band Adjusting, .5-20x2.88
	1942 477	1	J			ER0	DGK		Kickdown Band Adjusting
		1	T			ER0	DGK		Kickdown Band Adjusting
6									NUT, Hex Jam, .50-20
	0124 934	1	J			ER0	DGK		Kickdown Band Adjust Screw
		1	T			ER0	DGK		Kickdown Band Adjust Screw
7									BAND, Kickdown
	4617 849	1	J			ER0	DGK		
		1	T			ER0	DGK		
8									LEVER, Reverse Band
	4202 764	1	J			ER0	DGK		w/Stem
		1	T			ER0	DGK		w/Stem
9									LEVER, Reverse Band
	4202 765	1	J			ER0	DGK		
		1	T			ER0	DGK		
10									SCREW, Trans Reverse Band Adjusting, .375-24-1.88
	2538 472	1	J			ER0	DGK		Reverse Band Adjusting
		1	T			ER0	DGK		Reverse Band Adjusting
11									NUT, Hex, .375-24
	0114 942	1	T			ER0	DGK		Reverse Band Adjusting
		1	J			ER0	DGK		Reverse Band Adjusting
12									SHAFT, Reverse Band
	3410 102	1	J			ER0	DGK		Reverse Band Lever
		1	T			ER0	DGK		Reverse Band Lever
13									BAND, Reverse
	4431 406	1	J			ER0	DGK		
		1	T			ER0	DGK		
14									O RING, Steering Gear
	6030 657	1	J			ER0	DGK		

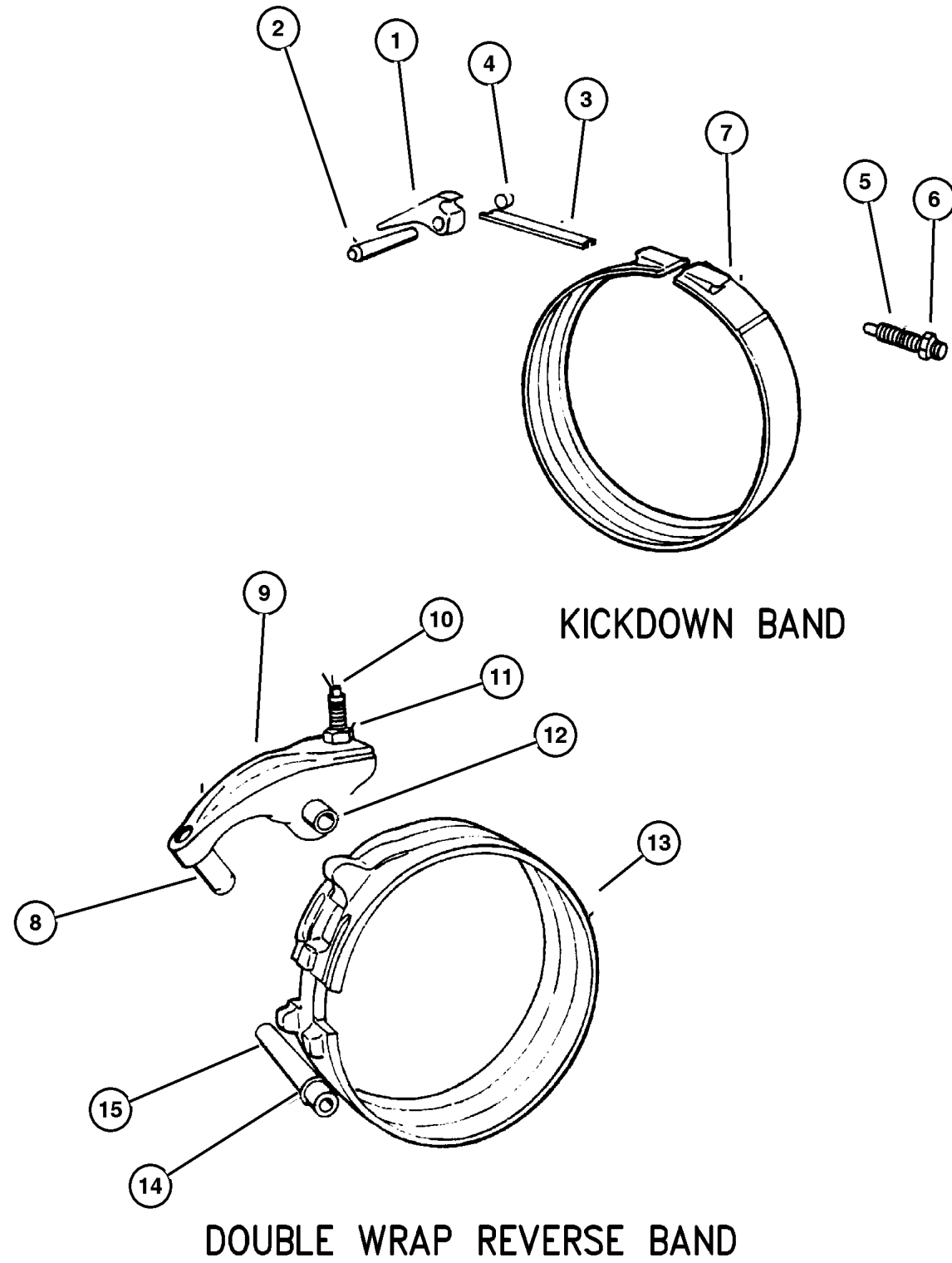
JEEP GRAND CHEROKEE (ZJ)

SERIES	LINE	BODY	ENGINE	TRANSMISSION
L = Low Line	J = 4WD T = 2WD	74 = 4 Door	ERH, ER0 = 4.0L Power Tech I-6. ELF, EL0 = 5.2L V8 MPI EML, EM0 = 5.9L V8 MPI	DGW = 4 Speed Auto. 44RE DGK = 4 Speed Auto. 42RE DGT = 4 Speed Auto. 46RE DGO = All Speed Auto.

AR = Use as required - = Non illustrated part # = New this model year

October 20, 2004

Bands, Reverse And Kickdown With Linkage Automatic Transmission, 4 Speed, 42Re
Figure 42RE-510



ITEM	PART NUMBER	QTY	LINE	SERIES	BODY	ENGINE	TRANS	TRIM	DESCRIPTION
		1	T			ER0	DGK		
15	3410 102	1	J			ER0	DGK		SHAFT, Reverse Band
		1	T			ER0	DGK		Reverse Band Reaction

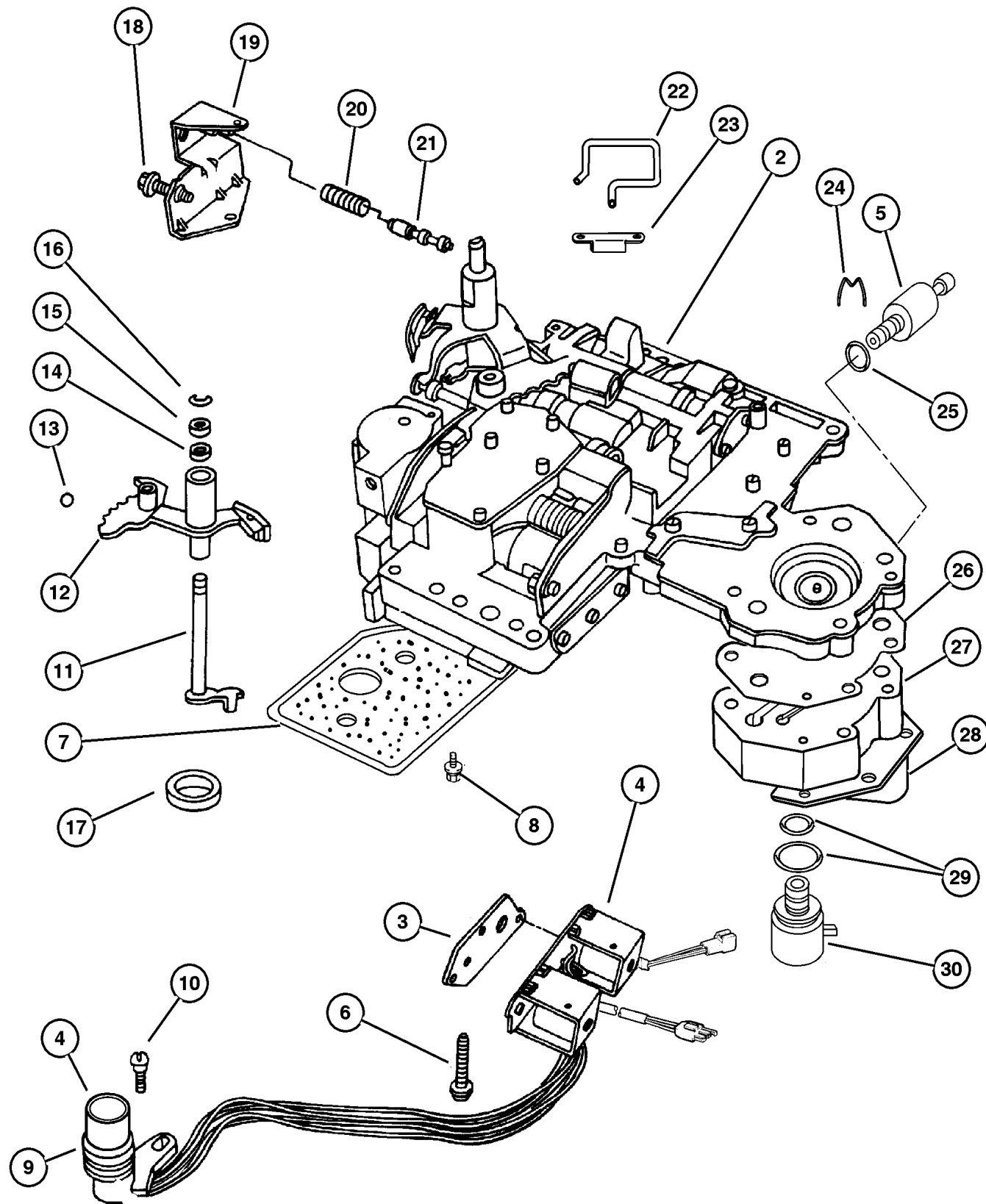
JEEP GRAND CHEROKEE (ZJ)

SERIES	LINE	BODY	ENGINE	TRANSMISSION
L = Low Line	J = 4WD T = 2WD	74 = 4 Door	ERH, ER0 = 4.0L Power Tech I-6. ELF, EL0 = 5.2L V8 MPI EML, EM0 = 5.9L V8 MPI	DGW = 4 Speed Auto. 44RE DGK = 4 Speed Auto. 42RE DGT = 4 Speed Auto. 46RE DGO = All Speed Auto.

AR = Use as required - = Non illustrated part # = New this model year

October 20, 2004

Valve Body Automatic Transmission, 4 Speed, 42Re
Figure 42RE-710



ITEM	PART NUMBER	QTY	LINE	SERIES	BODY	ENGINE	TRANS	TRIM	DESCRIPTION
-1									SEAL AND GASKET PACKAGE, Valve Body and Servo
	4863 933	1	T			ER0	DGK		Valve Body and Servo Recondition ***
		1	J			ER0	DGK		Valve Body and Servo Recondition ***
2	5211 8649	1	T			ER0	DGK		BODY, Transfer Plate and Transfer Plate Assy., w/Lock- Up Valve ***
		1	J			ER0	DGK		and Transfer Plate Assy., w/Lock- Up Valve ***
3	5211 8510	1	J			ER0	DGK		GASKET, Transmission Solenoid
		1	T			ER0	DGK		
4	4798 221	1	J			ER0	DGK		SOLENOID, Transmission Overdrive
		1	T			ER0	DGK		
5	5602 7720	1	J			ER0	DGK		TRANSDUCER, Pressure Sensor
		1	T			ER0	DGK		
6	0181 071	3	J			ER0	DGK		BOLT, Valve Body, .25-20x1.75
		3	T			ER0	DGK		Valve Body to Case, 1/4-20 x 1- 3/4"
		3	T			ER0	DGK		Valve Body to Case, 1/4-20 x 1- 3/4"
7	3515 996	1	J			ER0	DGK		FILTER, Valve Body
		1	T			ER0	DGK		Trans. Oil
8									SCREW AND WASHER, Oil Filter
	6033 826	3	J			ER0	DGK		Mounting, Fillester Head .190-24x2. 500
		3	T			ER0	DGK		Oil Filter
									Oil Filter
9	6034 748	2	J			ER0	DGK		O RING, Solenoid Wiring, Transmission
		2	T			ER0	DGK		
10	6033 985	1	J			ER0	DGK		SCREW, Tapping, .19-24x.75
		1	T			ER0	DGK		Solenoid Wiring Conn. Mtg. Solenoid Wiring Conn. Mtg.
11	3681 227	1	J			ER0	DGK		LEVER, Throttle Valve
									Throttle Valve

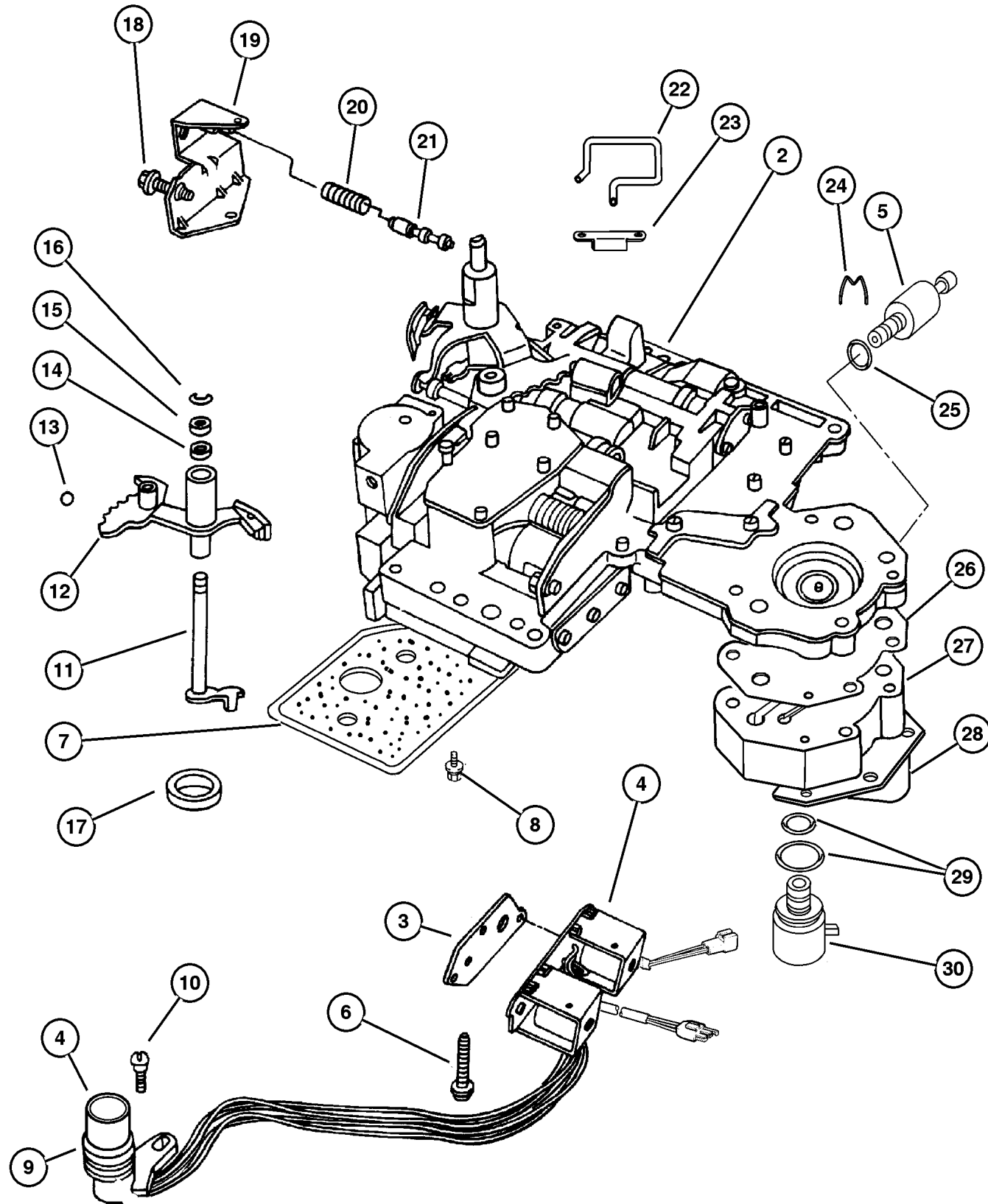
JEEP GRAND CHEROKEE (ZJ)

SERIES	LINE	BODY	ENGINE	TRANSMISSION
L = Low Line	J = 4WD T = 2WD	74 = 4 Door	ERH, ER0 = 4.0L Power Tech I-6. ELF, EL0 = 5.2L V8 MPI EML, EM0 = 5.9L V8 MPI	DGW = 4 Speed Auto. 44RE DGK = 4 Speed Auto. 42RE DGT = 4 Speed Auto. 46RE DGO = All Speed Auto.

AR = Use as required - = Non illustrated part # = New this model year

October 20, 2004

Valve Body Automatic Transmission, 4 Speed, 42Re
Figure 42RE-710



ITEM	PART NUMBER	QTY	LINE	SERIES	BODY	ENGINE	TRANS	TRIM	DESCRIPTION
		1	T			ER0	DGK		Throttle Valve
12	4617 439	1	J			ER0	DGK		LEVER, Manual Valve w/Insulator, Manual Valve
		1	T			ER0	DGK		w/Insulator, Manual Valve
13									BALL, Manual Lever Detent, .343 Diameter
	0147 488	1	J			ER0	DGK		Manual Lever Detent, 11/32" Dia.
		1	T			ER0	DGK		Manual Lever Detent, 11/32" Dia.
14									SEAL, Valve Lever Shift
	2466 548	1	J			ER0	DGK		Throttle Lever Shaft, Rubber, 5/8" O.D.
		1	T			ER0	DGK		Throttle Lever Shaft, Rubber, 5/8" O.D.
15									WASHER, Manual Valve Lever Throttle Valve Lever Shaft
	2538 062	1	J			ER0	DGK		Throttle Valve Lever Shaft
		1	T			ER0	DGK		Throttle Valve Lever Shaft
16									SNAP RING
	6035 208	AR	J			ER0	DGK		Throttle Valve Lever Shaft
		AR	T			ER0	DGK		Throttle Valve Lever Shaft
17									SEAL, Manual Shift Valve, 1.25 OD Manual Valve , 1-1/4" O.D.
	4505 098	1	J			ER0	DGK		Manual Valve , 1-1/4" O.D.
		1	T			ER0	DGK		SCREW, Cap Head Lock, .312-24x1. 25
18									Throttle Pressure Adjusting
	6030 609	1	J			ER0	DGK		Throttle Pressure Adjusting
		1	T			ER0	DGK		Throttle Pressure Adjusting
19									BRACKET, Valve Body Switch
	4617 010	1	J			ER0	DGK		Throttle Pressure Adj. Screw
		1	T			ER0	DGK		Throttle Pressure Adj. Screw
20									SPRING, Switch Valve
	4130 492	1	J			ER0	DGK		Switch Valve
		1	T			ER0	DGK		Switch Valve
21									VALVE, Trans Lockup Switch
	4505 036	1	J			ER0	DGK		Trans. Switch
		1	T			ER0	DGK		Trans. Switch
22									TUBE, Boost Valve
	4617 008	1	J			ER0	DGK		Trans. Line Pressure Boost Valve Oil ***
		1	T			ER0	DGK		Trans. Line Pressure Boost Valve Oil ***
23									RETAINER, Boost Valve Oil Supply Tube

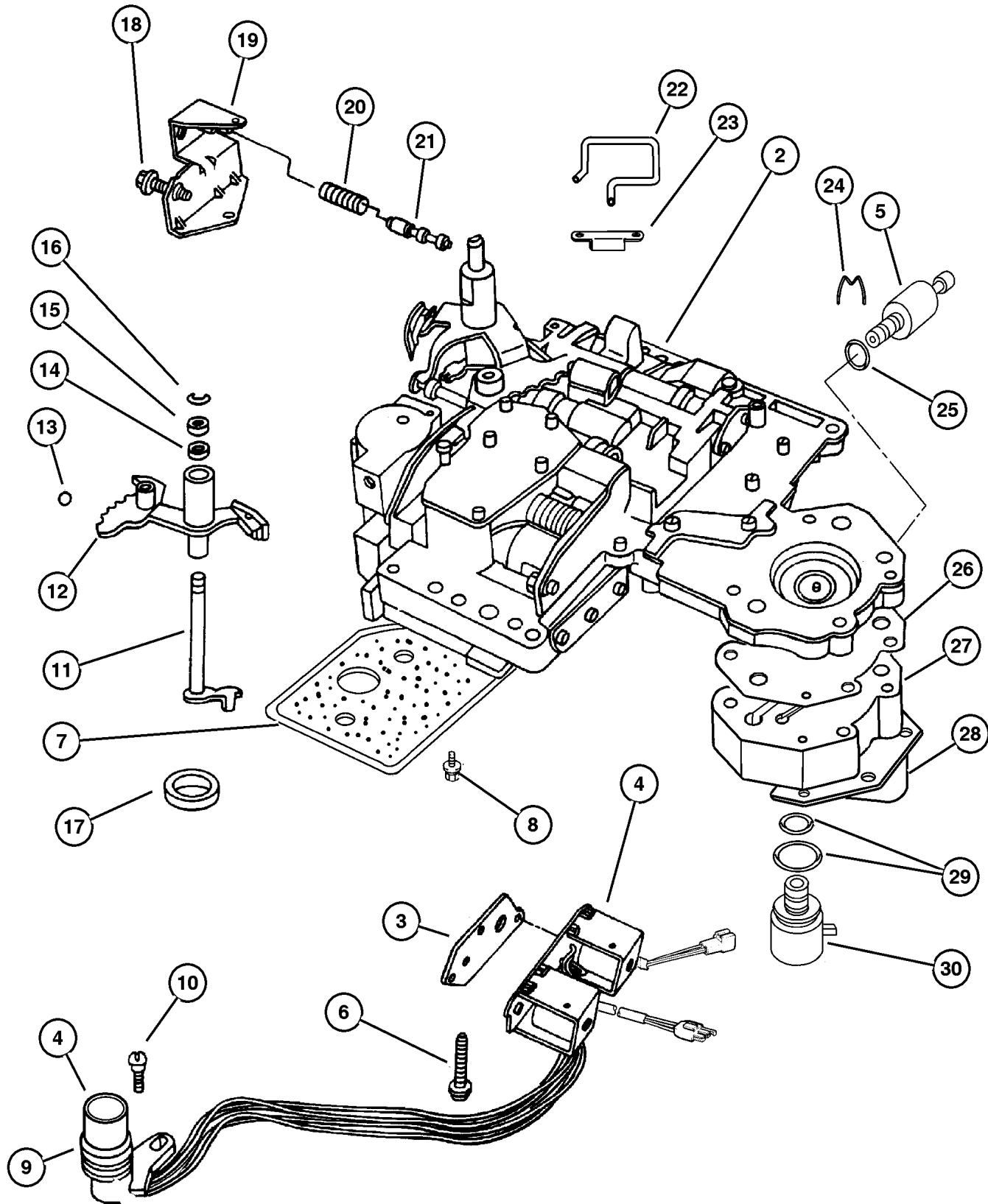
JEEP GRAND CHEROKEE (ZJ)

SERIES	LINE	BODY	ENGINE	TRANSMISSION
L = Low Line	J = 4WD T = 2WD	74 = 4 Door	ERH, ER0 = 4.0L Power Tech I-6. ELF, EL0 = 5.2L V8 MPI EML, EM0 = 5.9L V8 MPI	DGW = 4 Speed Auto. 44RE DGK = 4 Speed Auto. 42RE DGT = 4 Speed Auto. 46RE DGO = All Speed Auto.

AR = Use as required - = Non illustrated part # = New this model year

October 20, 2004

Valve Body Automatic Transmission, 4 Speed, 42Re
Figure 42RE-710



ITEM	PART NUMBER	QTY	LINE	SERIES	BODY	ENGINE	TRANS	TRIM	DESCRIPTION
	5211 7958	1	J			ER0	DGK		Line Pressure Boost Valve Oil Tube
		1	T			ER0	DGK		Line Pressure Boost Valve Oil Tube
24									CLIP, Transmission Governor Transducer
	4617 219	1	J			ER0	DGK		Gov. Pressure Transducer Retaining
		1	T			ER0	DGK		Gov. Pressure Transducer Retaining
25	6034 493	1	J			ER0	DGK		O RING, Pressure Switch Pressure Sensor, .369 I.D.
		1	T			ER0	DGK		Pressure Sensor, .369 I.D.
26	4617 216	1	J			ER0	DGK		GASKET, Transmission Solenoid Gov. Pressure Solenoid Body
		1	T			ER0	DGK		Gov. Pressure Solenoid Body BODY, Governor, BODY, Gov.
27									Pressure Solenoid (Serviced in Assy.), (NOT SERVICED) (Not Serviced)
28									RETAINER, Transmission Governor Solenoid
	4617 211	1	J			ER0	DGK		Gov. Pressure Solenoid
		1	T			ER0	DGK		Gov. Pressure Solenoid
29									O RING PACKAGE, Valve Body, Transmission
	4723 549	1	J			ER0	DGK		Solenoid, .494 I.D., .873 I.D. ***
		1	T			ER0	DGK		Solenoid, .494 I.D., .873 I.D. ***
30									SOLENOID, Transmission Governor
	4617 210	1	J			ER0	DGK		Trans. Governor Pressure, 2 Prong Connector
		1	T			ER0	DGK		Trans. Governor Pressure, 2 Prong Connector
-31									SCREEN, Transmission Regulator Valve
	3878 313	1	T			ER0	DGK		Regulator Valve
		1	J			ER0	DGK		Regulator Valve
-32									SPRING, Limit Valve
	4348 907	1	J			ER0	DGK		Limit Valve
		1	T			ER0	DGK		Limit Valve

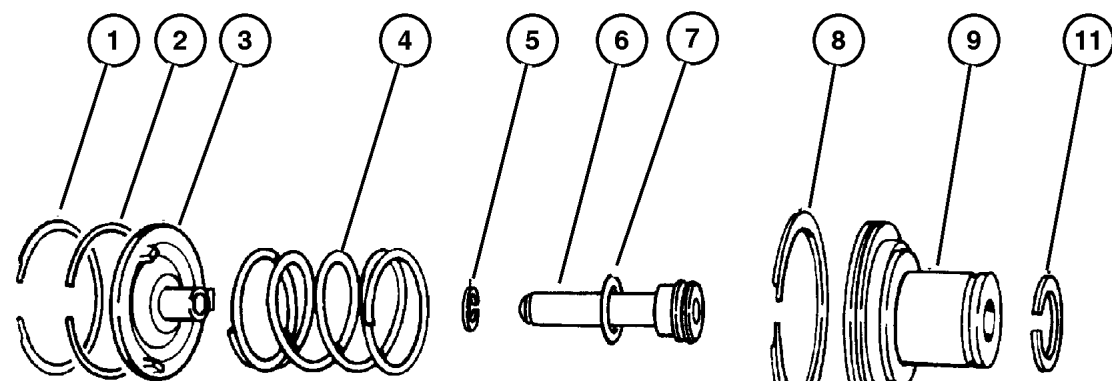
JEEP GRAND CHEROKEE (ZJ)

SERIES	LINE	BODY	ENGINE	TRANSMISSION
L = Low Line	J = 4WD T = 2WD	74 = 4 Door	ERH, ER0 = 4.0L Power Tech I-6. ELF, EL0 = 5.2L V8 MPI EML, EM0 = 5.9L V8 MPI	DGW = 4 Speed Auto. 44RE DGK = 4 Speed Auto. 42RE DGT = 4 Speed Auto. 46RE DGO = All Speed Auto.

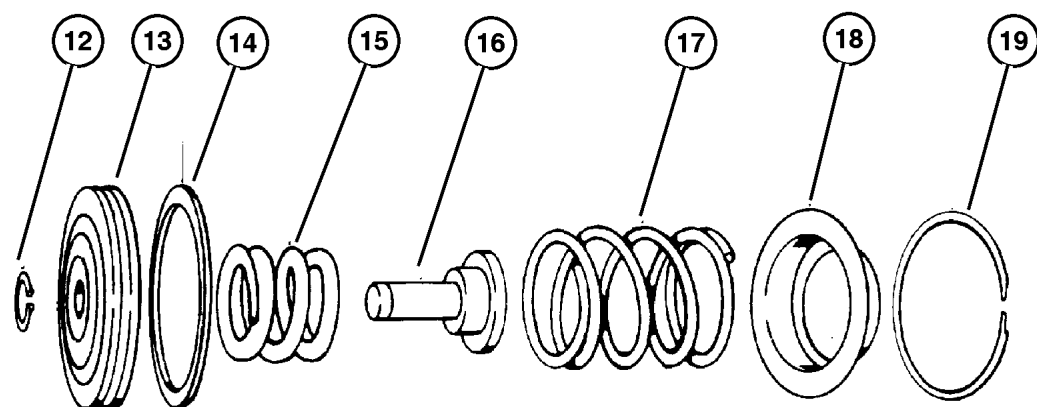
AR = Use as required - = Non illustrated part # = New this model year

October 20, 2004

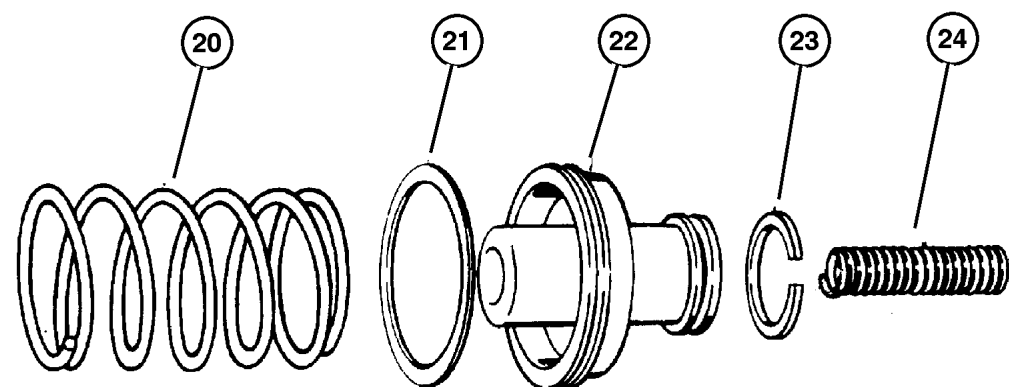
Servos, Accumulator Piston And Spring Automatic Transmission
Figure 42RE-720



KICKDOWN SERVO



LOW AND REVERSE SERVO



ACCUMULATOR PISTON AND SPRING

ITEM	PART NUMBER	QTY	LINE	SERIES	BODY	ENGINE	TRANS	TRIM	DESCRIPTION
1	6028 863	1	J			ER0	DGK		SNAP RING, Kickdown, 2.377
		1	T			ER0	DGK		Kickdown Servo Piston Rod Guide
2	4295 966	1	J			ER0	DGK		SEAL, Servo Guide
		1	T			ER0	DGK		Kickdown Servo Piston Rod Guide
3	3410 332	1	J			ER0	DGK		Kickdown Servo Piston Rod Guide
		1	T			ER0	DGK		GUIDE, Kickdown Servo
4	4531 119	1	J			ER0	DGK		SPRING, Kickdown Servo Piston
		1	T			ER0	DGK		
5	6031 392	1	T			ER0	DGK		SNAP RING, Brake Master Cylinder
		1	J			ER0	DGK		1-1/8" I.D., Inner
6	4058 780	1	J			ER0	DGK		1-1/8" I.D., Inner
		1	T			ER0	DGK		ROD, Kickdown Servo Piston
7	6028 864	1	J			ER0	DGK		O RING, Kick Down Servo
		1	T			ER0	DGK		
8	4295 966	1	J			ER0	DGK		SEAL, Servo Guide
		1	T			ER0	DGK		Piston, 2-3/8" O.D., Large
9	4058 777	1	J			ER0	DGK		Piston, 2-3/8" O.D., Large
		1	T			ER0	DGK		PISTON, Kickdown Servo
-10	6028 864	1	J			ER0	DGK		O RING, Kick Down Servo
		1	T			ER0	DGK		Inner
11	3743 033	1	J			ER0	DGK		SEAL, Kickdown Servo
		1	T			ER0	DGK		1" O.D., Small
12	6027 153	1	J			ER0	DGK		SNAP RING, .435 ID
		1	T			ER0	DGK		Reverse Servo Piston Plug, 7/16" I.D.
13	5211 8744	1	J			ER0	DGK		Reverse Servo Piston Plug, 7/16" I.D.
		1	T			ER0	DGK		PISTON, Reverse Servo
14	4202 864	1	T			ER0	DGK		SEAL, Reverse Servo Piston
15									SPRING, Reverse Servo Piston

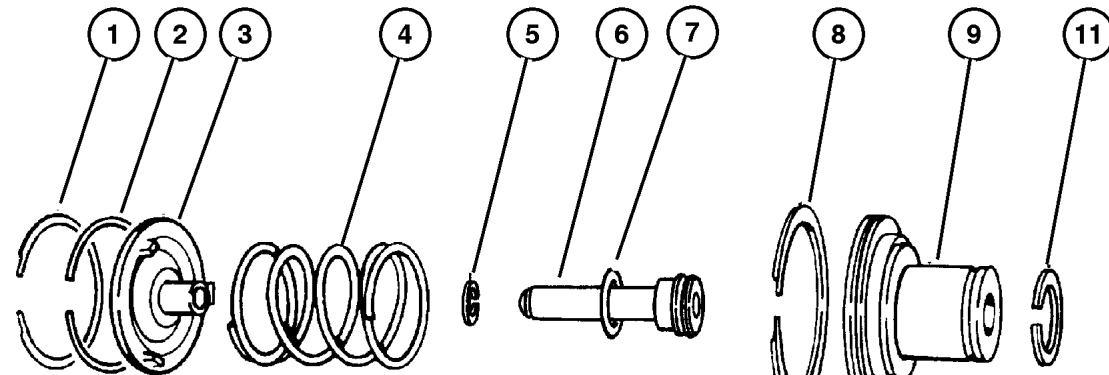
JEEP GRAND CHEROKEE (ZJ)

SERIES	LINE	BODY	ENGINE	TRANSMISSION
L = Low Line	J = 4WD T = 2WD	74 = 4 Door	ERH, ER0 = 4.0L Power Tech I-6. ELF, EL0 = 5.2L V8 MPI EML, EM0 = 5.9L V8 MPI	DGW = 4 Speed Auto. 44RE DGK = 4 Speed Auto. 42RE DGT = 4 Speed Auto. 46RE DGO = All Speed Auto.

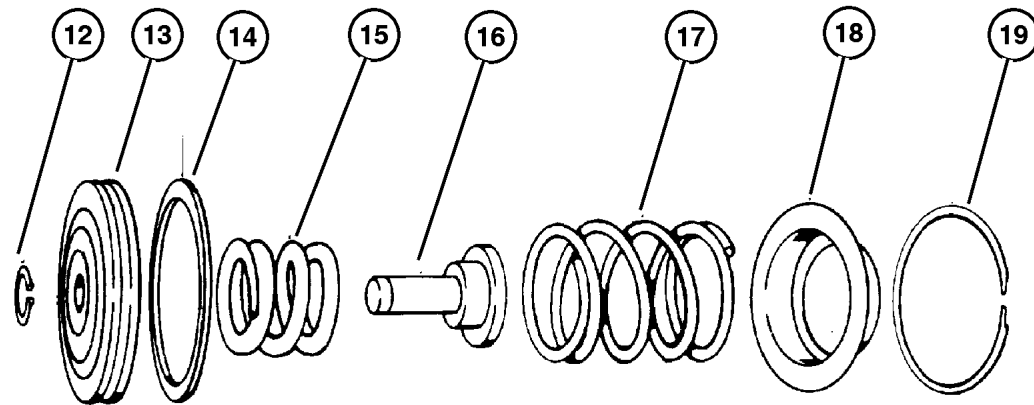
AR = Use as required - = Non illustrated part # = New this model year

October 20, 2004

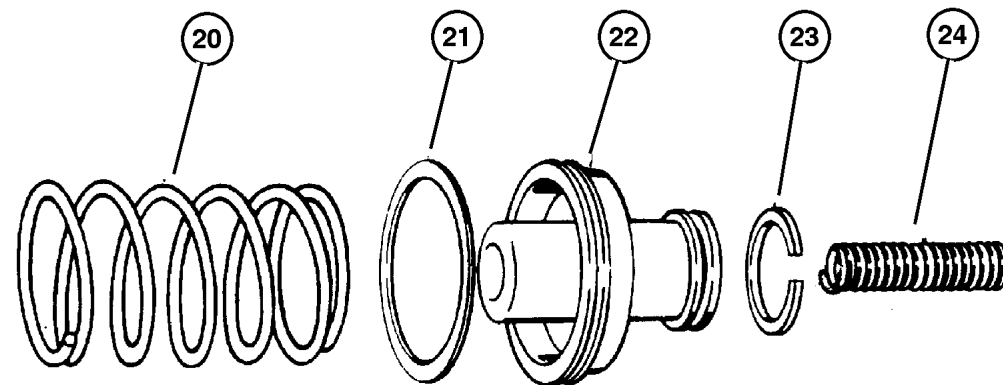
Servos, Accumulator Piston And Spring Automatic Transmission
Figure 42RE-720



KICKDOWN SERVO



LOW AND REVERSE SERVO



ACCUMULATOR PISTON AND SPRING

ITEM	PART NUMBER	QTY	LINE	SERIES	BODY	ENGINE	TRANS	TRIM	DESCRIPTION
	4130 824	1	J			ER0	DGK		
16	5211 8740	1	T			ER0	DGK		PLUG, Reverse Servo Piston
		1	J			ER0	DGK		
		1	T			ER0	DGK		
17	2801 274	1	J			ER0	DGK		SPRING, Reverse Servo Piston
		1	T			ER0	DGK		
18									RETAINER, Transmission Rear
	2464 463	1	J			ER0	DGK		Clutch
		1	T			ER0	DGK		Reverse Servo Piston Spring
19									Reverse Servo Piston Spring
									SNAP RING
	2464 464	1	J			ER0	DGK		Reverse Servo Piston Spring
		1	T			ER0	DGK		Retainer
20									Reverse Servo Piston Spring
									Retainer
	4531 259	1	J			ER0	DGK		SPRING, Transmission Accumulator
		1	T			ER0	DGK		Lower
21									Lower
	3743 013	1	J			ER0	DGK		SEAL, Piston Accumulator
		1	T			ER0	DGK		Large
22									Large
	3743 650	1	J			ER0	DGK		PISTON, Accumulator
		1	T			ER0	DGK		
23									SEAL, Piston Accumulator
	3743 010	1	J			ER0	DGK		Small
		1	T			ER0	DGK		Small
24									SPRING, Accumulator Piston
	4617 529	1	J			ER0	DGK		Upper
		1	T			ER0	DGK		Upper

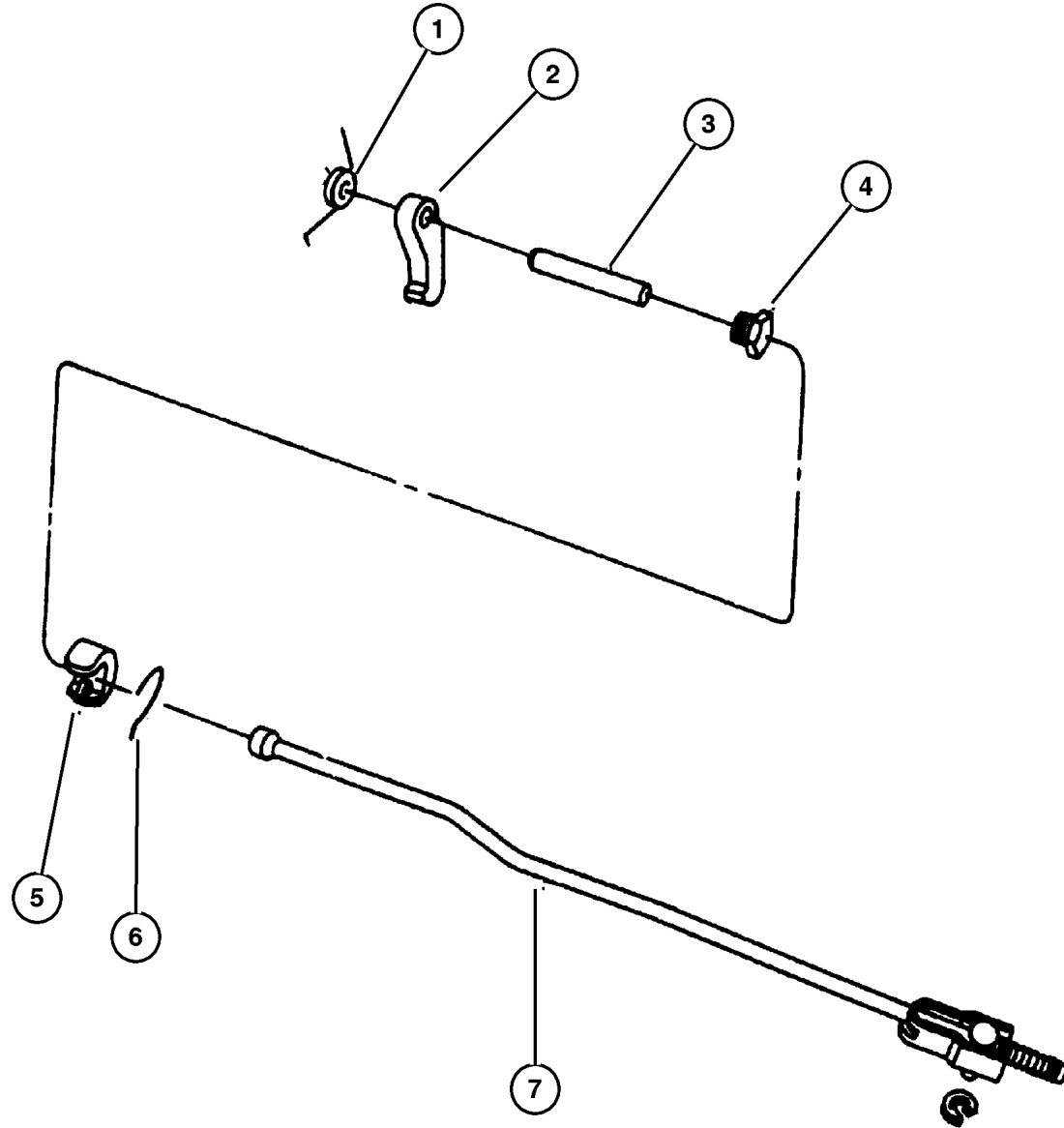
JEEP GRAND CHEROKEE (ZJ)

SERIES	LINE	BODY	ENGINE	TRANSMISSION
L = Low Line	J = 4WD T = 2WD	74 = 4 Door	ERH, ER0 = 4.0L Power Tech I-6. ELF, EL0 = 5.2L V8 MPI EML, EM0 = 5.9L V8 MPI	DGW = 4 Speed Auto. 44RE DGK = 4 Speed Auto. 42RE DGT = 4 Speed Auto. 46RE DG0 = All Speed Auto.

AR = Use as required - = Non illustrated part # = New this model year

October 20, 2004

Parking Sprag Automatic Transmission, 4 Speed, 42Re
Figure 42RE-730



ITEM	PART NUMBER	QTY	LINE	SERIES	BODY	ENGINE	TRANS	TRIM	DESCRIPTION
1									SPRING, Parking Sprag
	2466 909	1	T			ER0	DGK		
		1	J			ER0	DGK		
2									SPRAG, Transmission Parking (5/8" Thick)
	4471 415	1	T			ER0	DGK		
		1	J			ER0	DGK		(5/8" Thick)
3									SHAFT, Parking Sprag
	2466 892	1	T			ER0	DGK		
		1	J			ER0	DGK		
4									PLUG, Parking Sprag
	2538 042	1	T			ER0	DGK		
		1	J			ER0	DGK		
5									SNAP RING, Transmission
	2538 034	1	T			ER0	DGK		Reaction Plug
		1	J			ER0	DGK		Reaction Plug
6									ROD, Parking Sprag
	4431 748	1	J			ER0	DGK		
		1	T			ER0	DGK		
7									SNAP RING, Rod
	6035 256	1	T			ER0	DGK		
		1	J			ER0	DGK		

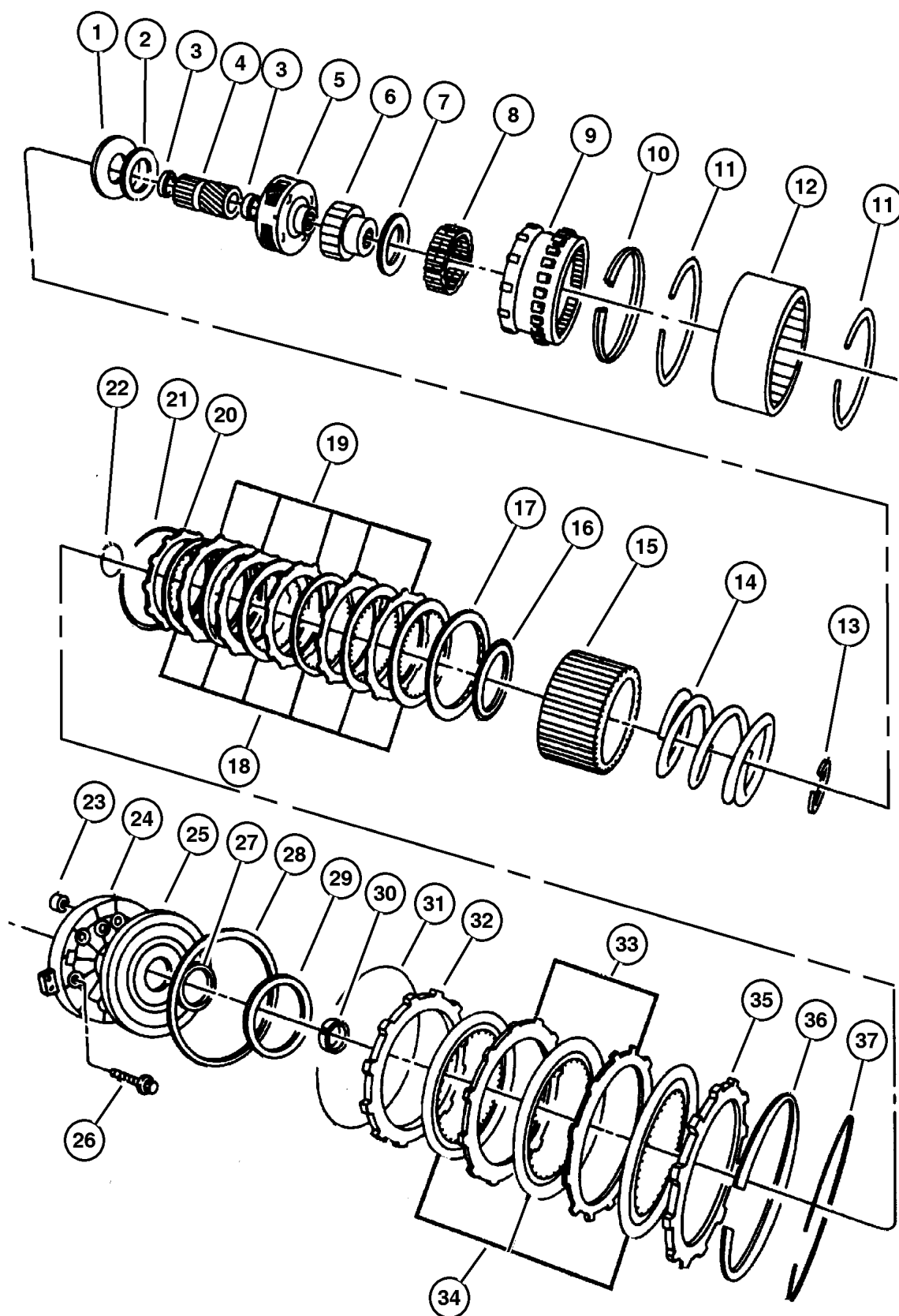
JEEP GRAND CHEROKEE (ZJ)

SERIES	LINE	BODY	ENGINE	TRANSMISSION
L = Low Line	J = 4WD T = 2WD	74 = 4 Door	ERH, ER0 = 4.0L Power Tech I-6. ELF, EL0 = 5.2L V8 MPI EML, EM0 = 5.9L V8 MPI	DGW = 4 Speed Auto. 44RE DGK = 4 Speed Auto. 42RE DGT = 4 Speed Auto. 46RE DG0 = All Speed Auto.

AR = Use as required - = Non illustrated part # = New this model year

October 20, 2004

Clutch, Overdrive With Gear Train Automatic Transmission, 4 Speed, 42Re
Figure 42RE-1010



ITEM	PART NUMBER	QTY	LINE	SERIES	BODY	ENGINE	TRANS	TRIM	DESCRIPTION
1									PLATE PACKAGE, Transmission Module
	4740 774	1	T			ER0	DGK		w/Bearing, Direct Clutch Spring, Thrust ***
		1	J			ER0	DGK		w/Bearing, Direct Clutch Spring, Thrust ***
2									BEARING, Overdrive, Thrust (Serviced in 4740774 Plate Pkg.), (NOT SERVICED) (Not Serviced)
3									BUSHING, O/Drive Sun Gear (Serv. in Sun Gear), (NOT SERVICED) (Not Serviced)
4									GEAR, Overdrive Sun
	4778 742	1	T			ER0	DGK		
		1	J			ER0	DGK		
5									CARRIER, O/Drive Planet Pinion (4 Pinion)
	4798 520	1	T			ER0	DGK		
		1	J			ER0	DGK		
6									RACE, Overrunning Clutch
	4461 124	1	T			ER0	DGK		
		1	J			ER0	DGK		
7									THRUST BEARING, Ovedrive Third Position
	4461 014	1	T			ER0	DGK		O/Drive Race, Thrust
		1	J			ER0	DGK		O/Drive Race, Thrust
8									CLUTCH, Overdrive Overrunning w/Rollers and Springs
	4461 015	1	T			ER0	DGK		
		1	J			ER0	DGK		w/Rollers and Springs
9									GEAR, Overdrive Annulus
	4761 010	1	T			ER0	DGK		
		1	J			ER0	DGK		
10									SNAP RING, 5.25 OD
	4461 059	1	T			ER0	DGK		O/Drive Annulus Gear, 5-1/4" O.D.
		1	J			ER0	DGK		O/Drive Annulus Gear, 5-1/4" O.D.
11									SNAP RING, 6.00 OD, Direct Clutch Drum to Annulus, 6" O.D.
	4461 060	2	T			ER0	DGK		
12									DRUM, Automatic Transmission
	4461 040	1	T			ER0	DGK		Direct Clutch
		1	J			ER0	DGK		Direct Clutch
13									SNAP RING, 2.1875 OD
	4461 063	1	T			ER0	DGK		Direct Clutch Spring Plate, 2-3/16" O.D.

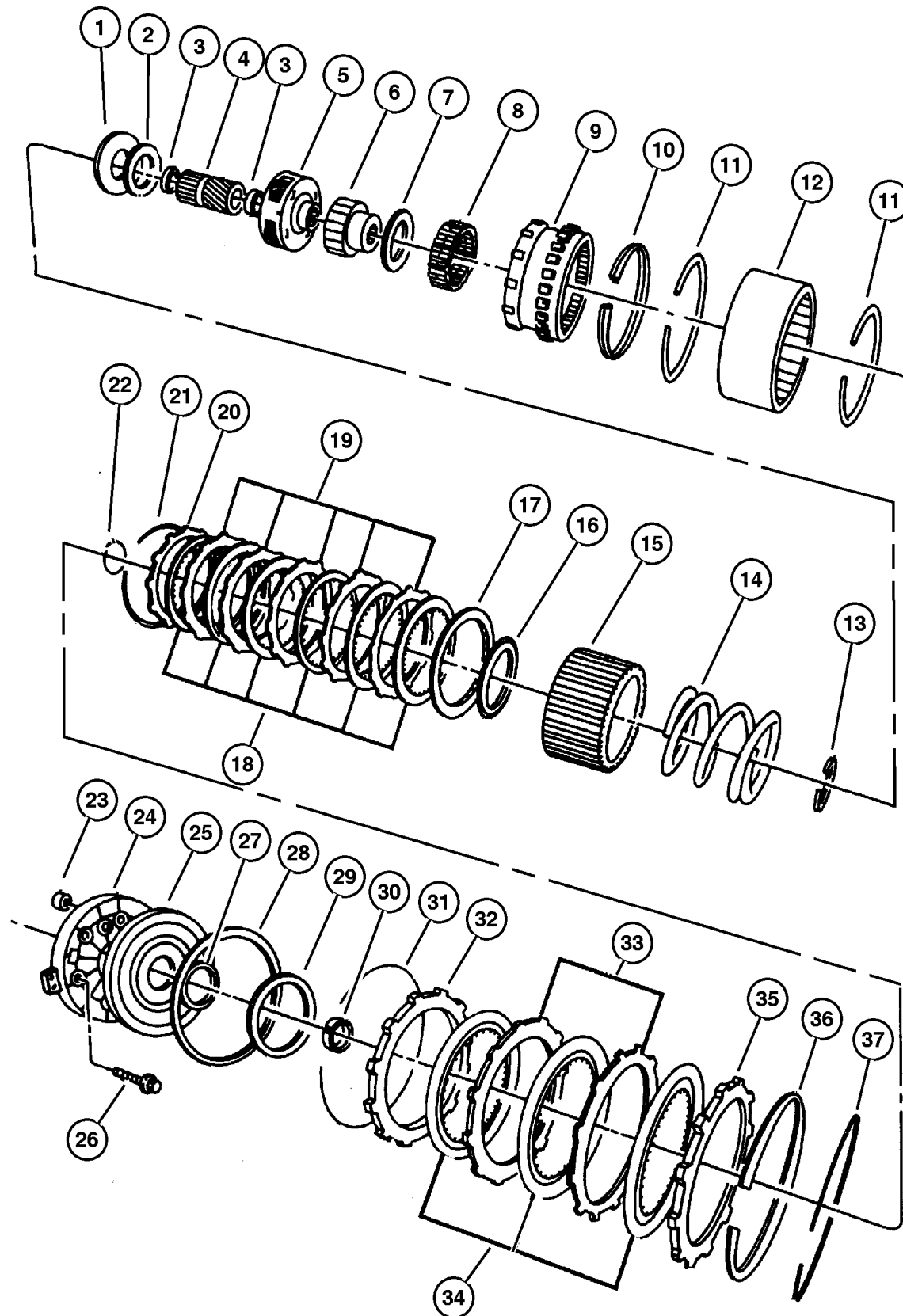
JEEP GRAND CHEROKEE (ZJ)

SERIES	LINE	BODY	ENGINE	TRANSMISSION
L = Low Line	J = 4WD T = 2WD	74 = 4 Door	ERH, ER0 = 4.0L Power Tech I-6. ELF, EL0 = 5.2L V8 MPI EML, EM0 = 5.9L V8 MPI	DGW = 4 Speed Auto. 44RE DGK = 4 Speed Auto. 42RE DGT = 4 Speed Auto. 46RE DGO = All Speed Auto.

AR = Use as required - = Non illustrated part # = New this model year

October 20, 2004

Clutch, Overdrive With Gear Train Automatic Transmission, 4 Speed, 42Re
Figure 42RE-1010



ITEM	PART NUMBER	QTY	LINE	SERIES	BODY	ENGINE	TRANS	TRIM	DESCRIPTION
		1	J			ER0	DGK		Direct Clutch Spring Plate, 2-3/16" O.D.
14	4461 027	1	T			ER0	DGK		SPRING, Direct Clutch
		1	J			ER0	DGK		Direct Clutch Coil
15	4461 072	1	T			ER0	DGK		HUB, Direct Clutch
		1	J			ER0	DGK		Direct Clutch Spring Sliding
16	4446 724	1	J			ER0	DGK		THRUST BEARING, Overdrive
		1	T			ER0	DGK		O/Drive Clutch Piston, Thrust
17									O/Drive Clutch Piston, Thrust
									PLATE, Transmission Clutch Reaction
	4461 030	1	T			ER0	DGK		Direct Clutch Pressure
		1	J			ER0	DGK		Direct Clutch Pressure
18	4461 042	6	J			ER0	DGK		DISC, Direct Clutch
		6	T			ER0	DGK		
19									PLATE, Transmission Clutch Reaction
	4461 054	5	J			ER0	DGK		Direct Clutch
		5	T			ER0	DGK		Direct Clutch
20									PLATE, Transmission Clutch Reaction
	4461 031	1	T			ER0	DGK		Direct Clutch Reaction
		1	J			ER0	DGK		Direct Clutch Reaction
21	4461 032	1	T			ER0	DGK		SPRING, Direct Clutch
		1	J			ER0	DGK		Wave
									Wave
22	4461 064	1	T			ER0	DGK		SNAP RING, 1.875" OD
		1	J			ER0	DGK		Direct Clutch Spring Sliding Hub, Round 1-7/8" O.D.
									Direct Clutch Spring Sliding Hub, Round 1-7/8" O.D.
23	4412 583	1	J			ER0	DGK		FILTER, Overdrive Clutch
		1	T			ER0	DGK		Piston Retainer
									Piston Retainer
24	4617 246	1	J			ER0	DGK		RETAINER, Transmission Overdrive Clutch Piston
		1	T			ER0	DGK		O/Drive Clutch Piston
									O/Drive Clutch Piston
25									PISTON, Overdrive Clutch

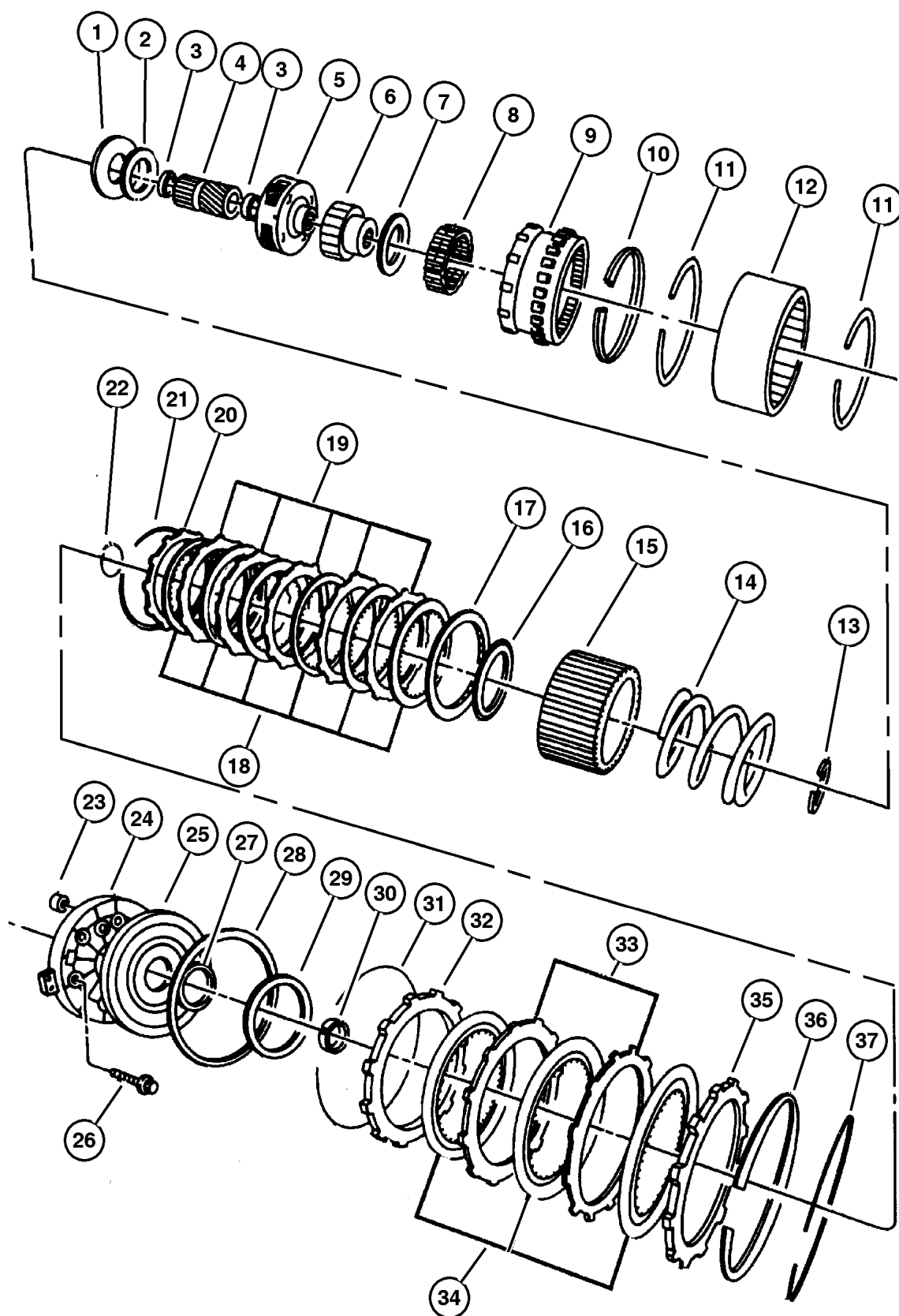
JEEP GRAND CHEROKEE (ZJ)

SERIES	LINE	BODY	ENGINE	TRANSMISSION
L = Low Line	J = 4WD T = 2WD	74 = 4 Door	ERH, ER0 = 4.0L Power Tech I-6. ELF, EL0 = 5.2L V8 MPI EML, EM0 = 5.9L V8 MPI	DGW = 4 Speed Auto. 44RE DGK = 4 Speed Auto. 42RE DGT = 4 Speed Auto. 46RE DGO = All Speed Auto.

AR = Use as required - = Non illustrated part # = New this model year

October 20, 2004

**Clutch, Overdrive With Gear Train Automatic Transmission, 4 Speed, 42Re
Figure 42RE-1010**



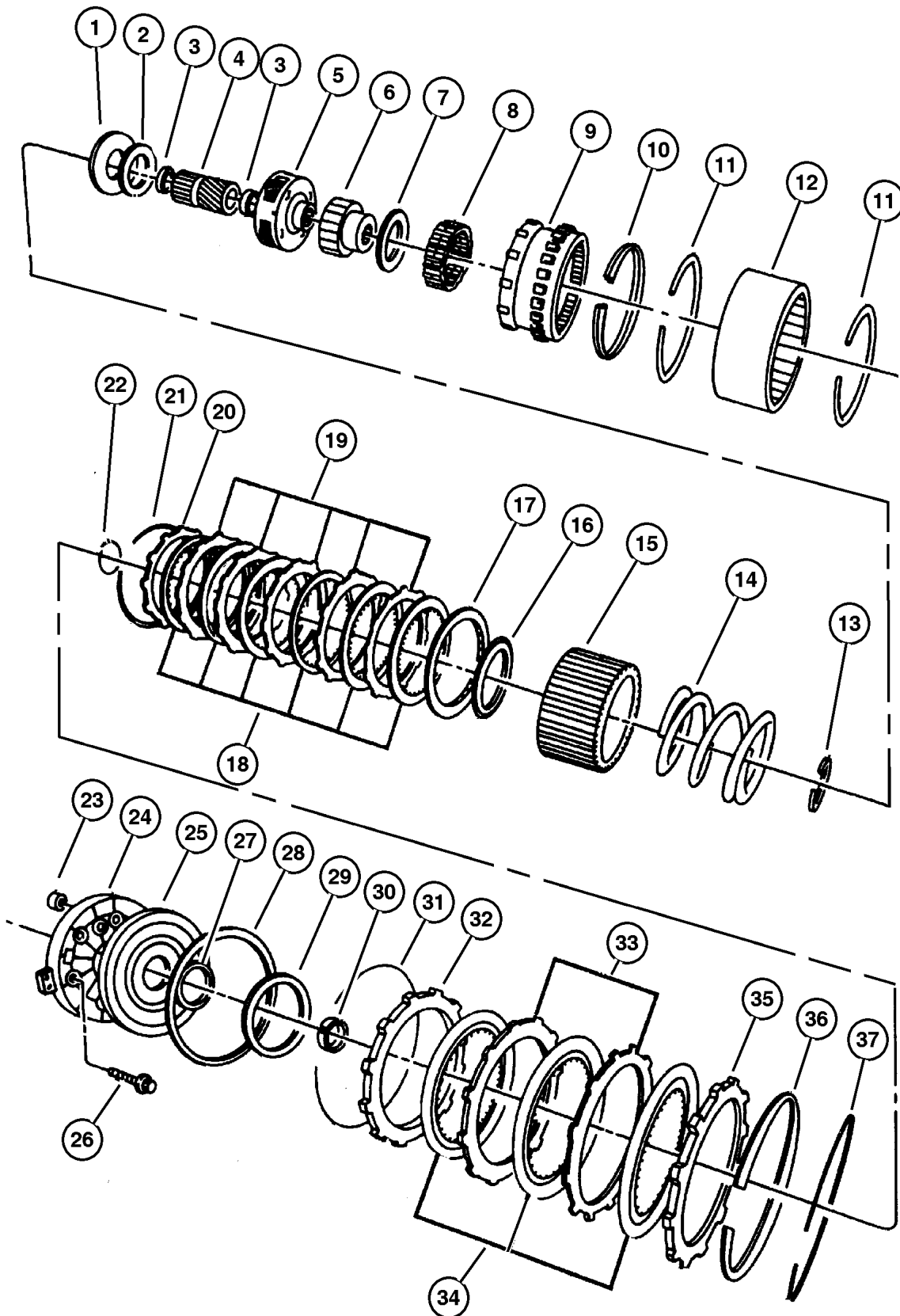
ITEM	PART NUMBER	QTY	LINE	SERIES	BODY	ENGINE	TRANS	TRIM	DESCRIPTION
	5211 8599	1	J			ER0	DGK		
		1	T			ER0	DGK		
26	6033 479	6	J			ER0	DGK		BOLT, Hex Head, .25-28x1-5/8
		6	T			ER0	DGK		Retainer to Case
						ER0	DGK		Retainer to Case
27	4431 697	1	J			ER0	DGK		SEAL, Overdrive Clutch Piston
		1	T			ER0	DGK		Inner
						ER0	DGK		Inner
28	4431 696	1	J			ER0	DGK		SEAL, Overdrive Clutch Piston
		1	T			ER0	DGK		Outer
						ER0	DGK		Outer
29	4431 585	1	J			ER0	DGK		PLATE, Transmission O/Drive Clutch
		1	T			ER0	DGK		.123'-.125' Thick
		1	T			ER0	DGK		.123'-.125' Thick
	4431 586	1	J			ER0	DGK		.153'-.170' Thick
		1	T			ER0	DGK		.153'-.170' Thick
	4431 587	1	J			ER0	DGK		.183'-.185' Thick
		1	T			ER0	DGK		.183'-.185' Thick
	4431 588	1	J			ER0	DGK		.213'-.215' Thick
		1	T			ER0	DGK		.213'-.215' Thick
	4431 590	1	J			ER0	DGK		.243'-.245' Thick
		1	T			ER0	DGK		.243'-.245' Thick
	4431 731	1	J			ER0	DGK		.138'-.140' Thick
		1	T			ER0	DGK		.138'-.140' Thick
	4431 732	1	J			ER0	DGK		.168'-.170' Thick
		1	T			ER0	DGK		.168'-.170' Thick
	4431 733	1	J			ER0	DGK		.198'-.200' Thick
		1	T			ER0	DGK		.198'-.200' Thick
	4431 734	1	J			ER0	DGK		.228'-.230' Thick
		1	T			ER0	DGK		.228'-.230' Thick
	4431 735	1	J			ER0	DGK		
		1	T			ER0	DGK		
30									SPACER, Intermediate Shaft, 1.58mm
	4431 916	1	J			ER0	DGK		
		1	T			ER0	DGK		
31	4461 082	1	T			ER0	DGK		SNAP RING, Overdrive Clutch
						ER0	DGK		O/Drive Clutch Pressure Plate, Round 7" O.D.
		1	J			ER0	DGK		O/Drive Clutch Pressure Plate, Round 7" O.D.
32									PLATE, Transmission Clutch Reaction

JEEP GRAND CHEROKEE (ZJ)
 SERIES LINE BODY ENGINE TRANSMISSION
 L = Low Line J = 4WD 74 = 4 Door ERH, ER0 = 4.0L Power Tech I-6. DGW = 4 Speed Auto. 44RE
 ELF, EL0 = 5.2L V8 MPI DGK = 4 Speed Auto. 42RE
 EML, EM0 = 5.9L V8 MPI DGT = 4 Speed Auto. 46RE
 DG0 = All Speed Auto.

AR = Use as required - = Non illustrated part # = New this model year

October 20, 2004

Clutch, Overdrive With Gear Train Automatic Transmission, 4 Speed, 42Re
Figure 42RE-1010

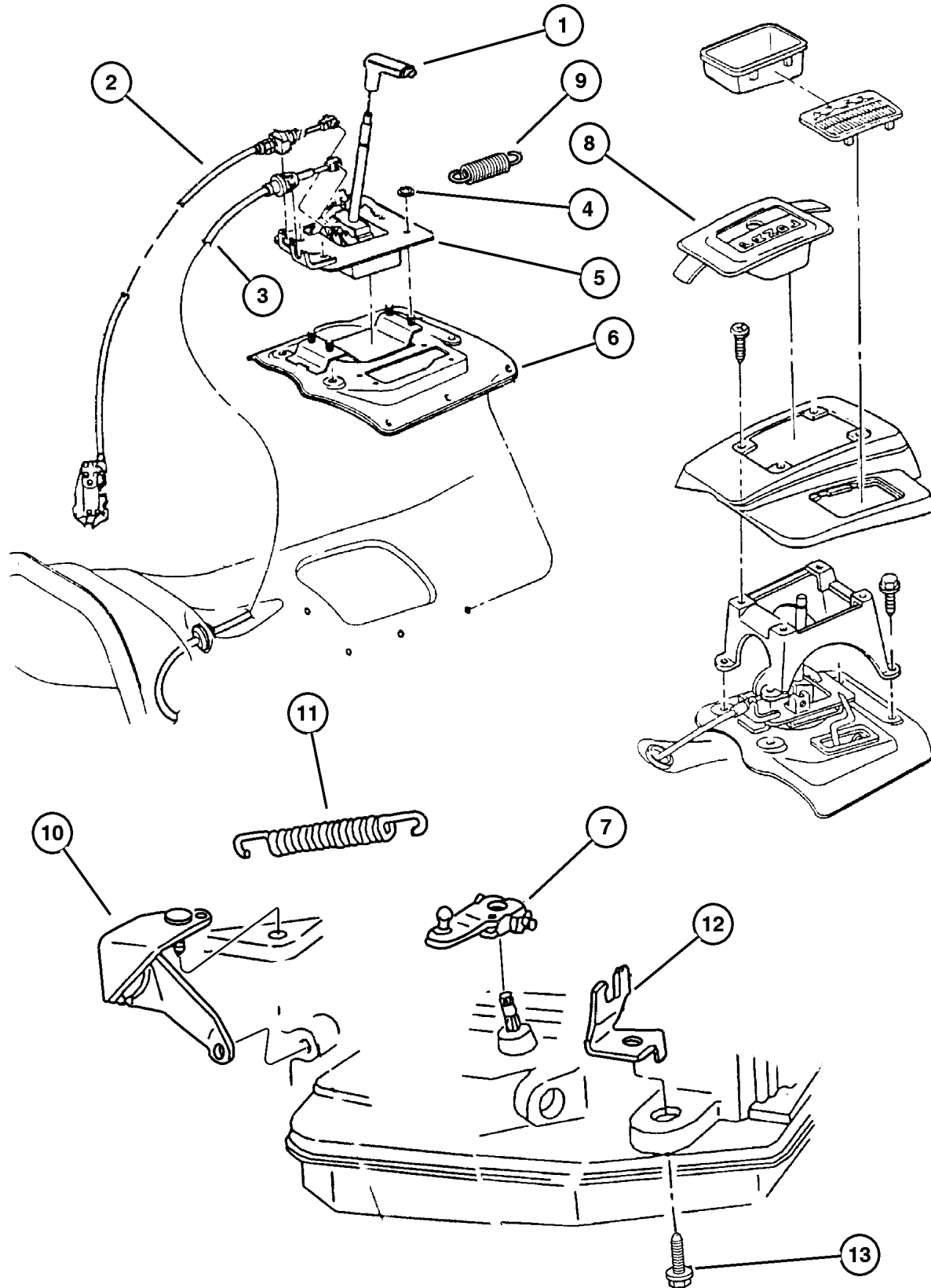


ITEM	PART NUMBER	QTY	LINE	SERIES	BODY	ENGINE	TRANS	TRIM	DESCRIPTION
	4461 048	1	T			ER0	DGK		O/Drive Clutch Pressure
33		1	J			ER0	DGK		O/Drive Clutch Pressure PLATE, Transmission Clutch Reaction
	4461 047	2	T			ER0	DGK		O/Drive Clutch Separator
34		2	J			ER0			O/Drive Clutch Separator DISC, Direct Clutch
	4461 181	3	J			ER0	DGK		
		3	T			ER0	DGK		
35									PLATE, Transmission Clutch Reaction
	4461 033	1	T			ER0	DGK		O/Drive Clutch Reaction
		1	J			ER0	DGK		O/Drive Clutch Reaction
36									SPRING, Overdrive Clutch
	4461 066	1	T			ER0	DGK		Wave
		1	J			ER0	DGK		Wave
37									SNAP RING, 6.50 OD
	4461 065	1	T			ER0	DGK		O/Drive Clutch Reaction Plate, 6- 1/2" O.D.
		1	J			ER0	DGK		O/Drive Clutch Reaction Plate, 6- 1/2" O.D.

JEEP GRAND CHEROKEE (ZJ)

SERIES	LINE	BODY	ENGINE	TRANSMISSION
L = Low Line	J = 4WD T = 2WD	74 = 4 Door	ERH, ER0 = 4.0L Power Tech I-6. ELF, EL0 = 5.2L V8 MPI EML, EM0 = 5.9L V8 MPI	DGW = 4 Speed Auto. 44RE DGK = 4 Speed Auto. 42RE DGT = 4 Speed Auto. 46RE DGO = All Speed Auto.

Controls, Gearshift, Floor Mounted Automatic Transmission, 4 Speed, 42Re
Figure 42RE-1210



ITEM	PART NUMBER	QTY	LINE	SERIES	BODY	ENGINE	TRANS	TRIM	DESCRIPTION
1	5300 7750	1				EL0, ER0	DG0		HANDLE, Gearshift
2	5210 4187	1					DG0		CABLE, Park Interlock
3	5210 4095	1					DG0		CABLE, Gearshift Control
4	6101 695	4							NUT, Hex Flange Lock, M8x1.25
5	5210 4067	1					DG0		HOUSING AND LEVER, Shifter
6	5529 5725	1	J				DG0		COVER, Gearshift
7	5207 8723	1				EL0, EM0, ER0	DGK, DGW		LEVER, Throttle Valve
8	5511 6071	1					DG0		BEZEL, Floor Console
9	5300 3350	1					DG0		SPRING, Pawl Return
10	5207 8255	1					DG0		BRACKET, Shift Cable
11	5300 9055	1					DG0		SPRING, Throttle Valve Return
12	5207 8867	1				EL0, EM0, ER0	DGK, DGW		BRACKET, Cable
13	0181 112	1					DGK, DGW		SCREW AND WASHER, .375-16x1.00

JEEP GRAND CHEROKEE (ZJ)				
SERIES	LINE	BODY	ENGINE	TRANSMISSION
L = Low Line	J = 4WD T = 2WD	74 = 4 Door	ERH, ER0 = 4.0L Power Tech I-6. ELF, EL0 = 5.2L V8 MPI EML, EM0 = 5.9L V8 MPI	DGW = 4 Speed Auto. 44RE DGK = 4 Speed Auto. 42RE DGT = 4 Speed Auto. 46RE DG0 = All Speed Auto.

AR = Use as required - = Non illustrated part # = New this model year

October 20, 2004

Group – 44RE

Automatic Transmission 4 Speed

GROUP 44RE - Automatic Transmission 4 Speed

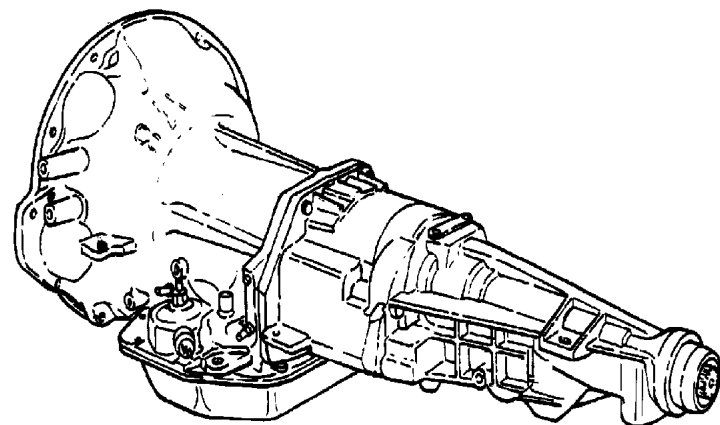


Illustration Title

Group-Fig. No.

Transmission Assembly

Transmission 44RE (DGW) Fig. 44RE-110

Case and Extension

Case, And Related Parts 44RE (DGW) Fig. 44RE-210

Extension 44RE (DGW) Fig. 44RE-220

Oil Pump

Pump, Oil With Reaction Shaft 44RE (DGW) Fig. 44RE-310

Gear Train

Clutch, Front And Rear 44RE (DGW) Fig. 44RE-410

Gear Train 44RE (DGW) Fig. 44RE-420

Output Shaft 44RE (DGW) Fig. 44RE-430

Bands, Reverse and Kickdown

Bands, 44RE (DGW) Fig. 44RE-510

Valve Body

Valve Body 44RE (DGW) Fig. 44RE-710

Servos, 44RE (DGW) Fig. 44RE-720

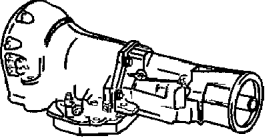
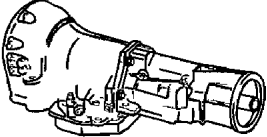


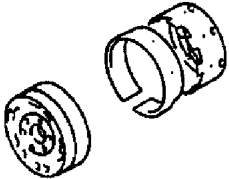

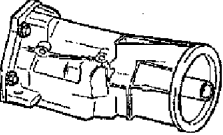
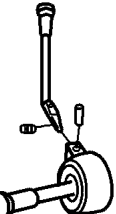
Parking Sprag 44RE (DGW) Fig. 44RE-730

Overdrive Gear Train

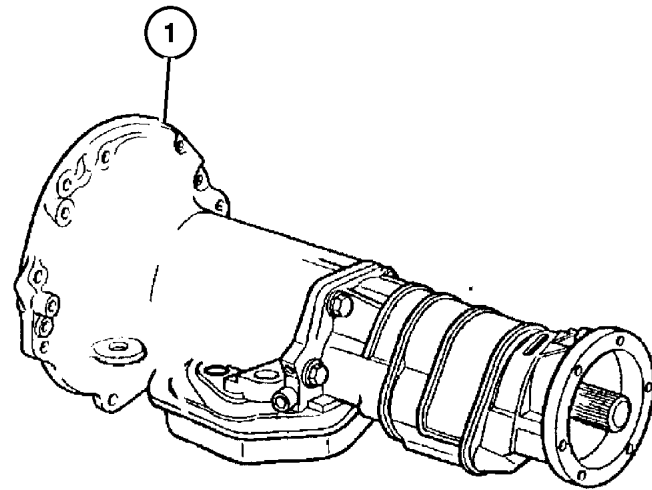
Clutch, 44RE (DGW) Fig. 44RE-1010

Gearshift Controls

Controls, 44RE (DGW) Fig. 44RE-1210

<p>44RE-100 Transmission Assembly</p> 	<p>44RE-200 Case and Extension</p> 	<p>44RE-300 Oil Pump</p> 	<p>44RE-400 Gear Train</p> 
<p>44RE-500 Bands, Reverse and Kickdown</p> 	<p>44RE-700 Valve Body</p> 	<p>44RE-1000 Overdrive Gear Train</p> 	<p>44RE-1200 Gearshift Controls</p> 

Transmission 44RE (DGW)
Figure 44RE-110

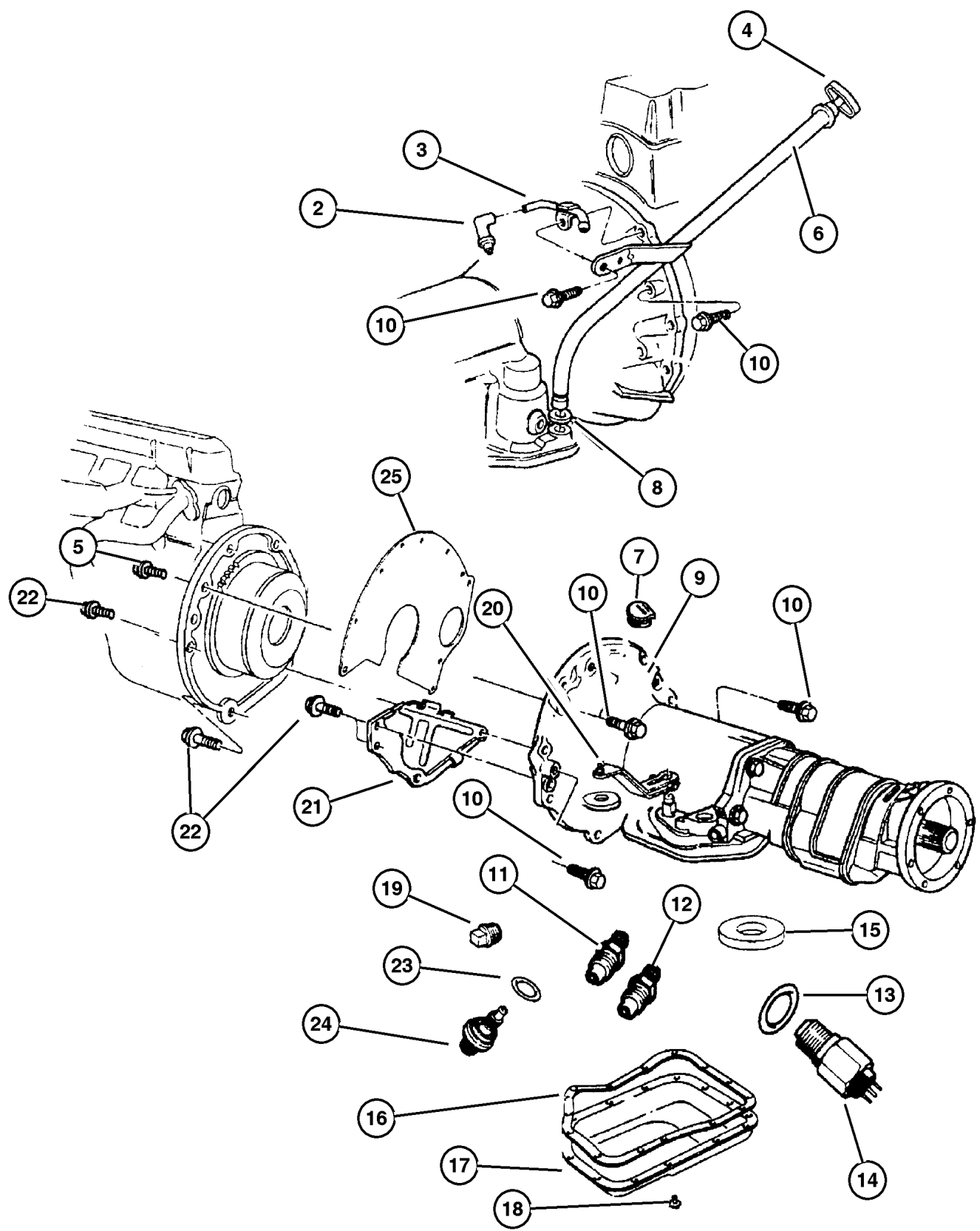


ITEM	PART NUMBER	QTY	LINE	SERIES	BODY	ENGINE	TRANS	TRIM	DESCRIPTION
1									TRANSMISSION PACKAGE
	4883 234	1	T			EL0	DGW		52119287 (Package Contains 52119287 Transmission, 52119792 Converter, K1949765 Screws)
	4883 734AA	1	J			EL0	DGW		52119532 (Package Contains 52119532 Transmission, 52119792 Converter, K1949765 Screws)
-2									OVERDRIVE
	5211 8151	1	T			EL0	DGW		
	5211 8155	1	J			EL0	DGW		w/52119532

JEEP GRAND CHEROKEE (ZJ)

SERIES	LINE	BODY	ENGINE	TRANSMISSION
L = Low Line	J = 4WD T = 2WD	74 = 4 Door	ERH, ER0 = 4.0L Power Tech I-6. ELF, EL0 = 5.2L V8 MPI EML, EM0 = 5.9L V8 MPI	DGW = 4 Speed Auto. 44RE DGK = 4 Speed Auto. 42RE DGT = 4 Speed Auto. 46RE DG0 = All Speed Auto.

Case, And Related Parts 44RE (DGW)
Figure 44RE-210

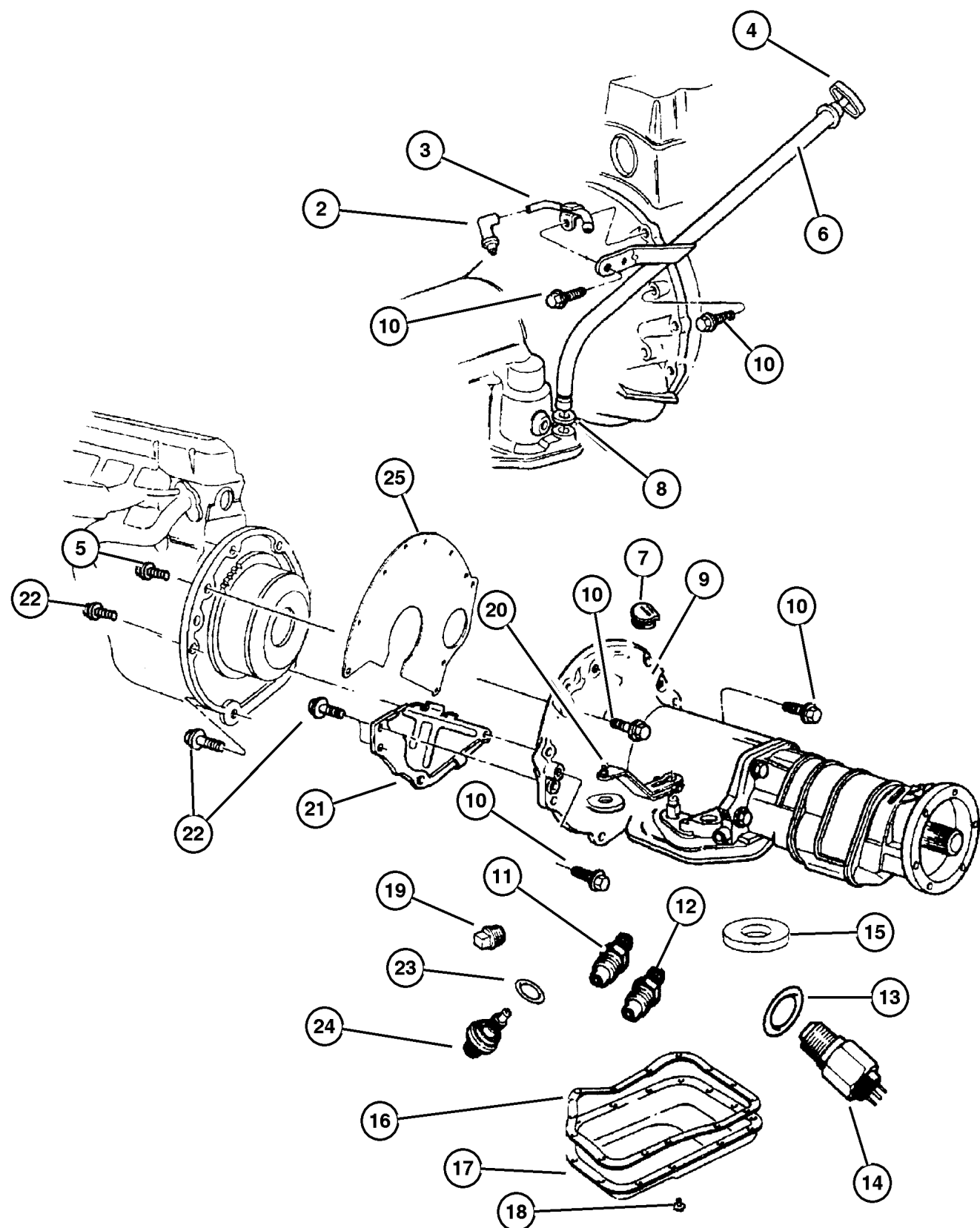


ITEM	PART NUMBER	QTY	LINE	SERIES	BODY	ENGINE	TRANS	TRIM	DESCRIPTION
-1	4863 907	1	T			EL0	DGW		SEAL AND GASKET PACKAGE, Transmission, Major Repair
2	5209 7701	1	J						FILTER, Transfer Case Oil
3									TUBE, Transfer Case Vent, (NOT SERVICED) (Not Serviced)
4	5211 8641	1					DG0		INDICATOR, Transmission Fluid Level
5	6024 473	2				EL0, EMO	DGW		SCREW AND WASHER, Hex Head, .437-14x2.00
6	5202 8391	1				EL0, EMO	DGW		TUBE, Transmission Oil Filler
7	5211 7709	1				EL0, EMO			GROMMET, Timing Probe
8	5211 8629	1					DG0		SEAL, Oil Filler Tube
9	5211 8482	1	T			EL0	DGW		CASE, Transmission
10	6022 266	4				EL0, EMO	DGW		SCREW, Hex Head, .375-16x1.5
11									CONNECTOR, Oil Cooler Tube, .375 Tube x .25 Thread
	5202 8471	1	J			EL0	DGW		
		1	T			EL0	DGW		
12									NUT, Inverted Flare, .62-18
	6033 879	1	T			EL0	DGW		
		1	J			EL0	DGW		
13	2408 143	1					DG0		WASHER, Switch, B/U Light Switch
14									SWITCH, Neutral, Safety, Back Up w/Washer, Neutral Starter and B/U Light, w/3 Prongs
	3747 361	1	T			EL0	DGW		
									w/Washer, Neutral Starter and B/U Light, w/3 Prongs
		1	J			EL0	DGW		
15									MAGNET, Transmission Case Chip Collector
	3681 601	1	T			EL0	DGW		
		1	J			EL0	DGW		Case Chip Collector
16									GASKET, Oil Pan
	4295 875	1	T			EL0	DGW		
		1	J			EL0	DGW		Oil Pan
17									PAN, Transmission Oil
	5211 8806	1	J			EL0	DGW		
		1	T			EL0	DGW		
18									SCREW AND WASHER, Hex Head, .312-18x.625
	4723 548	12	T			EL0	DGW		

JEEP GRAND CHEROKEE (ZJ)
 SERIES LINE BODY ENGINE TRANSMISSION
 L = Low Line J = 4WD 74 = 4 Door ERH, ER0 = 4.0L Power Tech I-6. DGW = 4 Speed Auto. 44RE
 ELF, EL0 = 5.2L V8 MPI DGK = 4 Speed Auto. 42RE
 EML, EMO = 5.9L V8 MPI DGT = 4 Speed Auto. 46RE
 DG0 = All Speed Auto.

AR = Use as required - = Non illustrated part # = New this model year

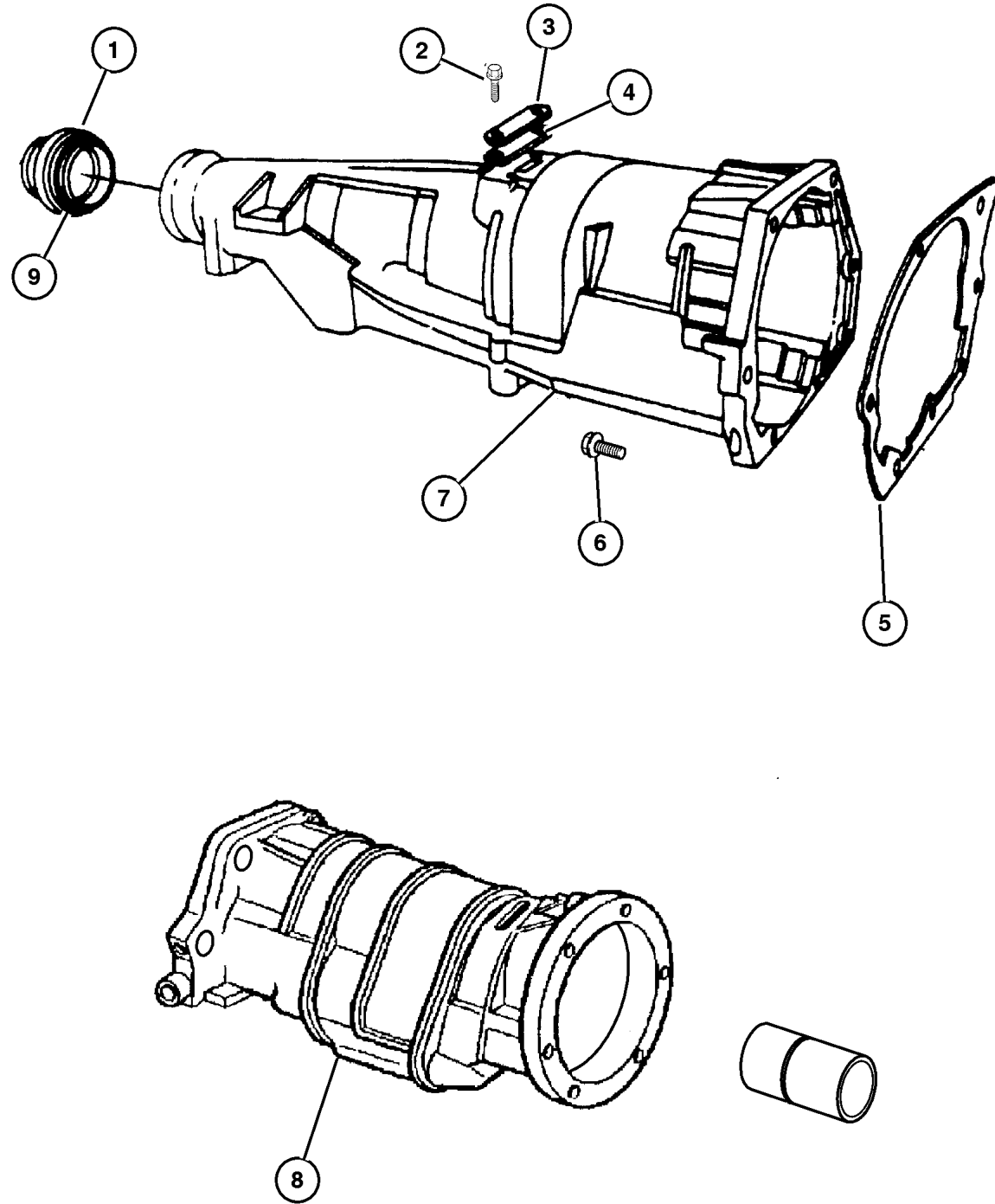
Case, And Related Parts 44RE (DGW)
Figure 44RE-210



ITEM	PART NUMBER	QTY	LINE	SERIES	BODY	ENGINE	TRANS	TRIM	DESCRIPTION
		12	J			EL0	DGW		
19	6028 095	1	J			EL0	DGW		PLUG, Pressure Check 1/8-27 Pipe
		1	T			EL0	DGW		
20	5207 9168	1					DG0		LEVER, Manual Control
21	5211 7556	1				EL0, EM0	DGW		COVER, Transmission Dust, Case Dust Shield, Lower
22	6023 092	4				EL0, EM0	DGW		SCREW AND WASHER, Hex Head, .25-20x.50
23	6501 701	1	T			EL0	DGW		O RING, Trans Speed Sensor
		1	J			EL0	DGW		
24									SENSOR, Transmission Output Speed
	4412 879	1	T			EL0	DGW		
		1	J			EL0	DGW		
25	J323 7847	1				ER0	DG0		SPACER, Clutch Housing

JEEP GRAND CHEROKEE (ZJ)
 SERIES LINE BODY ENGINE TRANSMISSION
 L = Low Line J = 4WD 74 = 4 Door ERH, ER0 = 4.0L Power Tech I-6. DGW = 4 Speed Auto. 44RE
 ELF, EL0 = 5.2L V8 MPI DGK = 4 Speed Auto. 42RE
 EML, EM0 = 5.9L V8 MPI DGT = 4 Speed Auto. 46RE
 DG0 = All Speed Auto.

Extension 44RE (DGW)
Figure 44RE-220



ITEM	PART NUMBER	QTY	LINE	SERIES	BODY	ENGINE	TRANS	TRIM	DESCRIPTION
1	4531 216	1	T			EL0	DGW		SEAL, Extension Yoke
2									SCREW, 1/4-20 x 5/8", (NOT SERVICED) (Not Serviced)
3	2466 957	1	T			EL0	DGW		COVER, Transmission Converter, Ext. Bearing
4	2801 398	1	T			EL0	DGW		GASKET, Transmission, Cover
5	4471 564	1	T			EL0	DGW		GASKET, Overdrive Piston Retainer, Extension or Adapter
6	6033 745	7	T			EL0	DGW		SCREW, Hex Flange Head, .375-16x1.44
7	4461 184	1	T			EL0	DGW		CASE, Transmission Rear, w/ Bushing
8	4797 342	1	J			EL0	DGW		ADAPTER, Transfer Case
9	4269 956	1	J			EL0	DGW		SEAL, Adapter

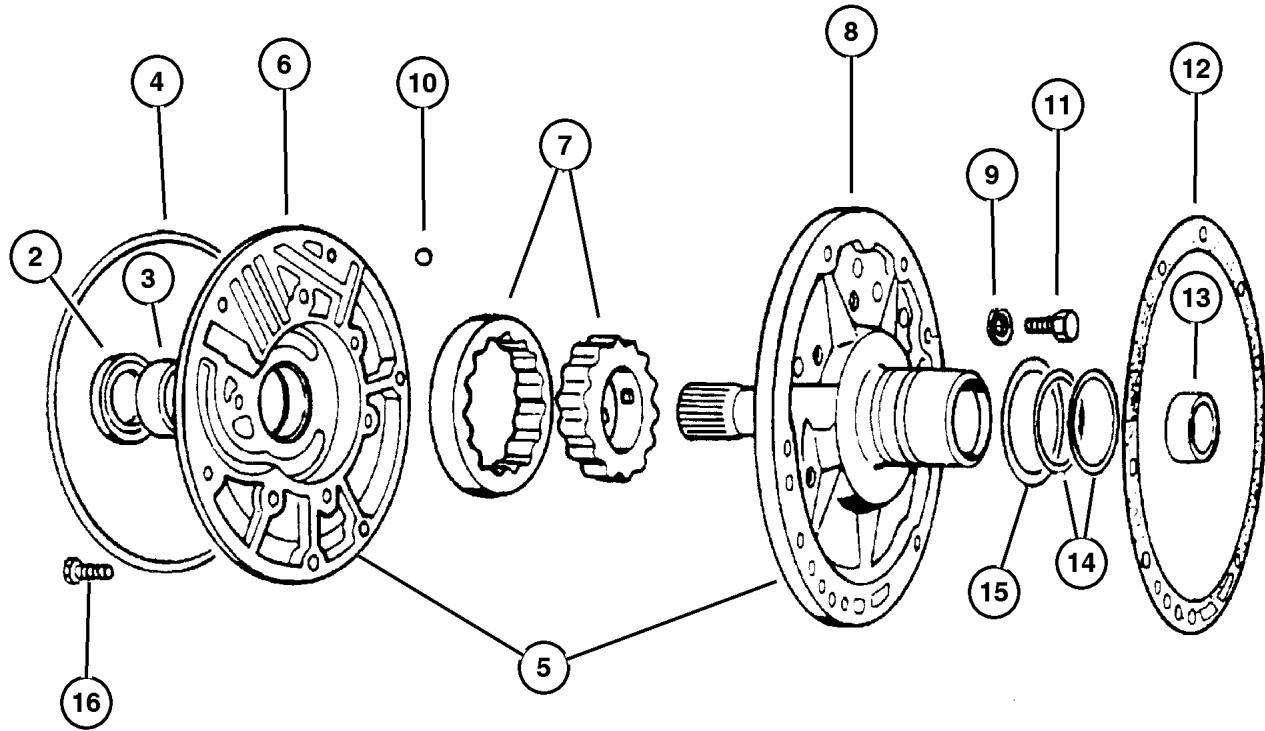
JEEP GRAND CHEROKEE (ZJ)

SERIES	LINE	BODY	ENGINE	TRANSMISSION
L = Low Line	J = 4WD T = 2WD	74 = 4 Door	ERH, ER0 = 4.0L Power Tech I-6. ELF, EL0 = 5.2L V8 MPI EML, EM0 = 5.9L V8 MPI	DGW = 4 Speed Auto. 44RE DGK = 4 Speed Auto. 42RE DGT = 4 Speed Auto. 46RE DG0 = All Speed Auto.

AR = Use as required - = Non illustrated part # = New this model year

October 20, 2004

**Pump, Oil With Reaction Shaft 44RE (DGW)
Figure 44RE-310**



ITEM	PART NUMBER	QTY	LINE	SERIES	BODY	ENGINE	TRANS	TRIM	DESCRIPTION
-1									GASKET AND SEAL PACKAGE, Transmission Oil Pump
	4713 108	1	T			EL0	DGW		
		1	J			EL0	DGW		
2									SEAL, Impeller Hub, 57.25mm OD
	4412 475	1	J			EL0	DGW		
		1	J			EM0	DGW		
		1	T			EL0	DGW		
3									BUSHING, Front Pump
	2466 796	1	J			EL0	DGW		
		1	J			EM0	DGW		
		1	T			EL0	DGW		
4									SEAL, Front Pump Housing
	2204 709	1	J			EM0	DGW		
		1	J			EL0	DGW		
		1	T			EL0	DGW		
5									PUMP, Transmission Oil
	4778 552	1	J			EM0	DGW		
		1	J			EL0	DGW		
		1	T			EL0	DGW		
6									HOUSING, Pump, (NOT SERVICED) (Not Serviced)
7									ROTOR SET, Oil Pump, (NOT SERVICED) (Not Serviced)
8									SHAFT, Oil Pump, (NOT SERVICED) (Not Serviced)
9									WASHER, Lock, (NOT SERVICED) (Not Serviced)
10									BALL, Valve Body Check
	0104 918	1	J			EM0	DGW		
		1	J			EL0	DGW		
		1	T			EL0	DGW		
11									SCREW, Hex Head, .312-18x.687
	0179 815	6	J			EM0	DGW		
		6	J			EL0	DGW		
		6	T			EL0	DGW		
12									GASKET, Transmission Oil Pump
	5211 8266	1	J			EM0	DGW		
		1	J			EL0	DGW		
		1	T			EL0	DGW		
13									BUSHING, Reaction Shaft
	4058 635	1	J			EM0	DGW		

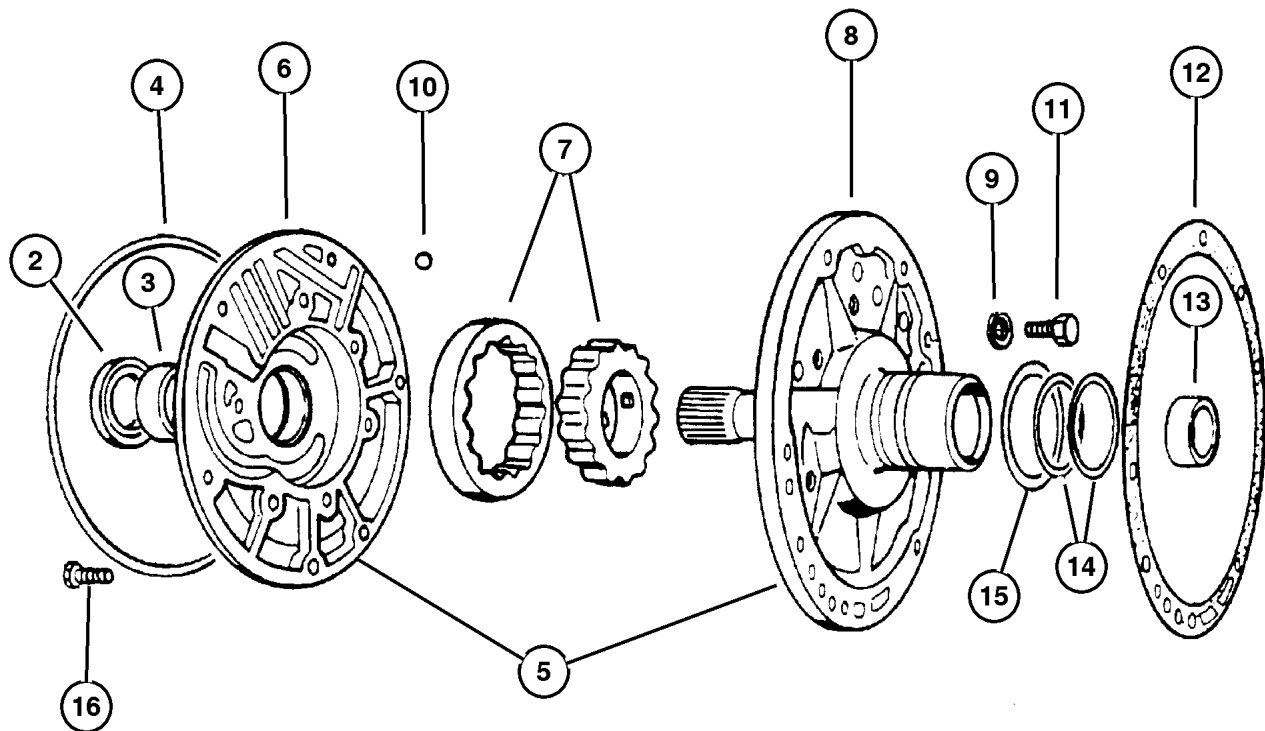
JEEP GRAND CHEROKEE (ZJ)

SERIES	LINE	BODY	ENGINE	TRANSMISSION
L = Low Line	J = 4WD T = 2WD	74 = 4 Door	ERH, ER0 = 4.0L Power Tech I-6. ELF, EL0 = 5.2L V8 MPI EML, EM0 = 5.9L V8 MPI	DGW = 4 Speed Auto. 44RE DGK = 4 Speed Auto. 42RE DGT = 4 Speed Auto. 46RE DGO = All Speed Auto.

AR = Use as required - = Non illustrated part # = New this model year

October 20, 2004

Pump, Oil With Reaction Shaft 44RE (DGW)
Figure 44RE-310



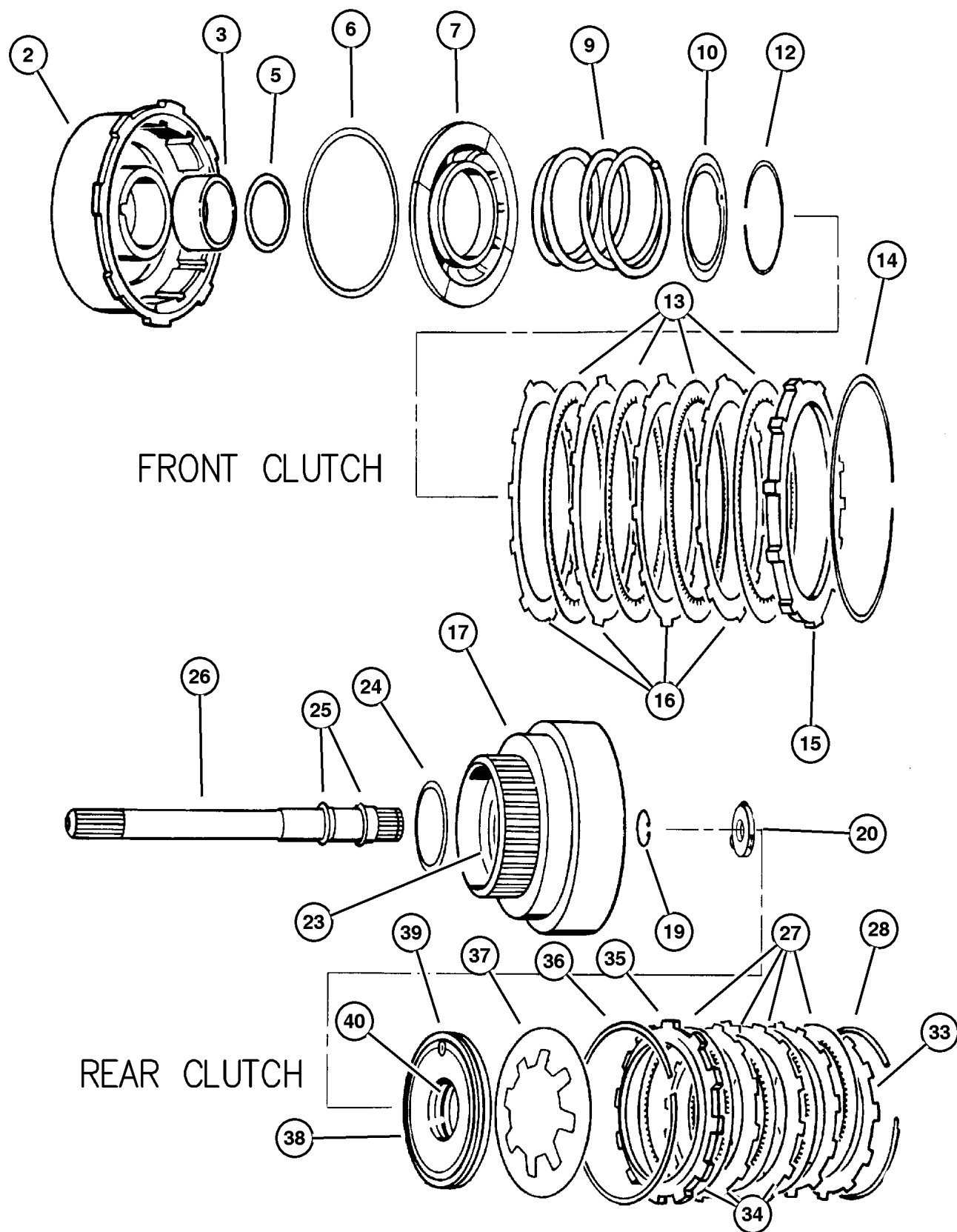
ITEM	PART NUMBER	QTY	LINE	SERIES	BODY	ENGINE	TRANS	TRIM	DESCRIPTION
		1	J			EL0	DGW		
		1	T			EL0	DGW		
14									SEAL, Ring Reaction Support, 2 1/16 O.D.
	4471 874	2	J			EM0	DGW		
		2	T			EL0	DGW		
		2	J			EL0	DGW		
15									THRUST WASHER, Front Clutch
	4617 786	1	J			EM0	DGW		
		1	J			EL0	DGW		
		1	T			EL0	DGW		
16									SCREW AND WASHER, Hex Flange Head, .312-18x1.375
	6023 943	6	J			EM0	DGW		
		6	J			EL0	DGW		
		6	T			EL0	DGW		

JEEP GRAND CHEROKEE (ZJ)				
SERIES	LINE	BODY	ENGINE	TRANSMISSION
L = Low Line	J = 4WD T = 2WD	74 = 4 Door	ERH, ER0 = 4.0L Power Tech I-6. ELF, EL0 = 5.2L V8 MPI EML, EM0 = 5.9L V8 MPI	DGW = 4 Speed Auto. 44RE DGK = 4 Speed Auto. 42RE DGT = 4 Speed Auto. 46RE DGO = All Speed Auto.

AR = Use as required - = Non illustrated part # = New this model year

October 20, 2004

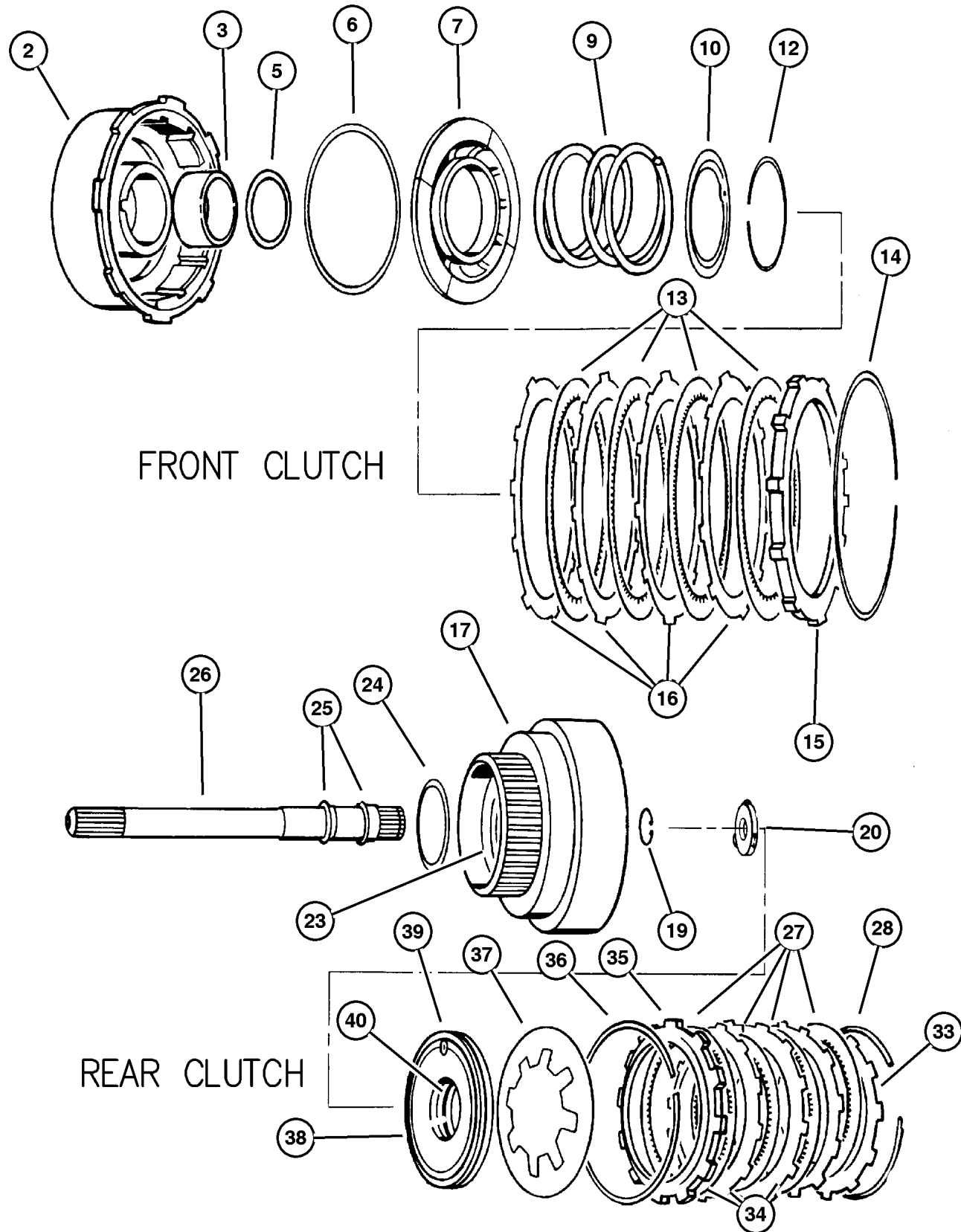
**Clutch, Front And Rear 44RE (DGW)
Figure 44RE-410**



ITEM	PART NUMBER	QTY	LINE	SERIES	BODY	ENGINE	TRANS	TRIM	DESCRIPTION
-1									SEAL PACKAGE, Transmission Clutch
	5252 926	1	T			EL0	DGW		
		1	J			EL0	DGW		
2									RETAINER, Transmission Front Clutch
	4617 153	1	J			EM0	DGW		
		1	J			EL0	DGW		
		1	T			EL0	DGW		
3									BUSHING, Front Clutch
	4617 157	1	J			EM0	DGW		
		1	J			EL0	DGW		
		1	T			EL0	DGW		
-4									BUSHING, Rear Clutch
	4617 159	1	J			EM0	DGW		
		1	J			EL0	DGW		
		1	T			EL0	DGW		
5									SEAL, Front Clutch Piston
	3515 176	1	J			EM0	DGW		
		1	J			EL0	DGW		
		1	T			EL0	DGW		
6									SEAL, Front Piston Clutch
	4058 487	1	J			EM0	DGW		
		1	J			EL0	DGW		
		1	T			EL0	DGW		
7									PISTON, Clutch
	4617 154	1	J			EM0	DGW		
		1	J			EL0	DGW		
		1	T			EL0	DGW		
-8									CHECK BALL, Dia-.187
	0147 483	1	J			EL0	DGW		
		1	J			EM0	DGW		
		1	T			EL0	DGW		
9									SPRING, Front Clutch
	4329 809	1	J			EM0	DGW		
		1	T			EL0	DGW		
		1	J			EL0	DGW		
10									RETAINER, Transmission Front Clutch Piston Spring
	4617 516	1	J			EM0	DGW		
		1	J			EL0	DGW		
		1	T			EL0	DGW		
-11									CHECK BALL, Dia-.187

JEEP GRAND CHEROKEE (ZJ)
 SERIES LINE BODY ENGINE TRANSMISSION
 L = Low Line J = 4WD 74 = 4 Door ERH, ER0 = 4.0L Power Tech I-6. DGW = 4 Speed Auto. 44RE
 ELF, EL0 = 5.2L V8 MPI DGT = 4 Speed Auto. 42RE
 EML, EM0 = 5.9L V8 MPI DG0 = All Speed Auto.

**Clutch, Front And Rear 44RE (DGW)
Figure 44RE-410**



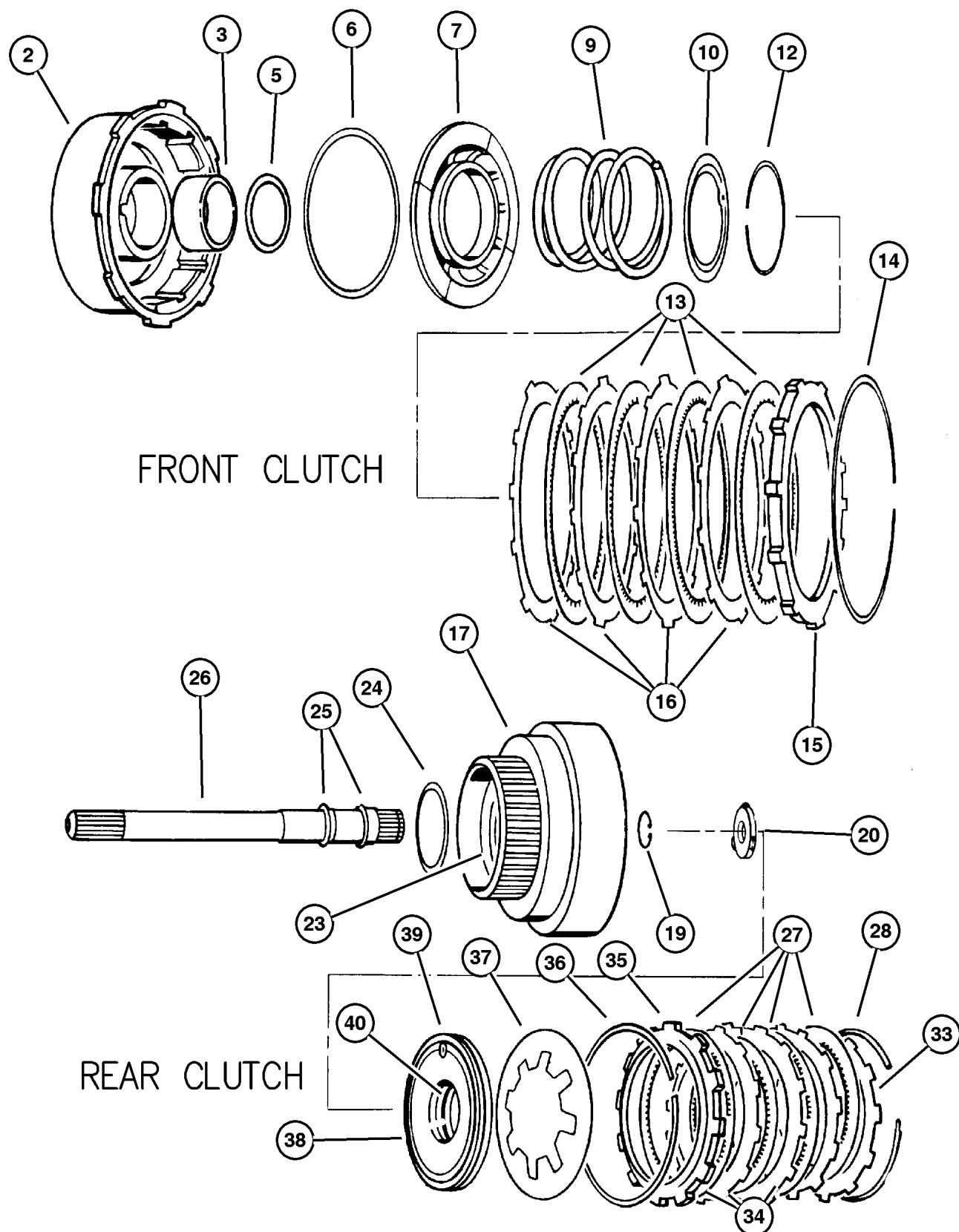
ITEM	PART NUMBER	QTY	LINE	SERIES	BODY	ENGINE	TRANS	TRIM	DESCRIPTION
	0147 483	1	J			EL0	DGW		
12	1942 400	1	J			EM0	DGW		SNAP RING
		1	J			EL0	DGW		
		1	T			EL0	DGW		
13	4617 362	4	J			EM0	DGW		DISC, Direct Clutch
		4	J			EL0	DGW		
		4	T			EL0	DGW		
14	3410 571	1	J			EM0	DGW		SNAP RING
		1	J			EL0	DGW		
		1	T			EL0	DGW		
15	4617 176	1	J			EM0	DGW		PLATE, Transmission Clutch Reaction
		1	J			EL0	DGW		
		1	T			EL0	DGW		
16	1942 403	4	J			EM0	DGW		PLATE, Clutch Separator
		4	J			EL0	DGW		
		4	T			EL0	DGW		
17	4505 199	1	J			EM0	DGW		RETAINER, Transmission Rear Clutch
		1	J			EL0	DGW		
		1	T			EL0	DGW		
-18	0147 483	1	J			EL0	DGW		CHECK BALL, Dia-.187
		1	J			EM0	DGW		
		1	T			EL0	DGW		
19	6022 859	1	J			EM0	DGW		SNAP RING, .890625
		1	J			EL0	DGW		
		1	T			EL0	DGW		
20	4505 185	1	J			EM0	DGW		THRUST WASHER, Output Shaft, Gray .052
		1	J			EL0	DGW		
		1	T			EL0	DGW		
-21									THRUST WASHER, Output Shaft, Red .068

JEEP GRAND CHEROKEE (ZJ)
 SERIES LINE BODY ENGINE TRANSMISSION
 L = Low Line J = 4WD 74 = 4 Door ERH, ER0 = 4.0L Power Tech I-6. DGW = 4 Speed Auto. 44RE
 ELF, EL0 = 5.2L V8 MPI DGK = 4 Speed Auto. 42RE
 EML, EM0 = 5.9L V8 MPI DGT = 4 Speed Auto. 46RE
 DGO = All Speed Auto.

AR = Use as required - = Non illustrated part # = New this model year

October 20, 2004

**Clutch, Front And Rear 44RE (DGW)
Figure 44RE-410**



ITEM	PART NUMBER	QTY	LINE	SERIES	BODY	ENGINE	TRANS	TRIM	DESCRIPTION
	4505 186	1	J			EM0	DGW		
		1	J			EL0	DGW		
		1	T			EL0	DGW		
-22									THRUST WASHER, Output Shaft, Green .083
	4505 187	1	J			EM0	DGW		
		1	J			EL0	DGW		
		1	T			EL0	DGW		
23									SEAL, Rear Clutch, 1.50 ODx.009 Thk, 04028333, (NOT SERVICED) (Not Serviced)
24									THRUST WASHER, Front Clutch
	4617 786	1	J			EM0	DGW		
		1	J			EL0	DGW		
		1	T			EL0	DGW		
25									SEAL, Input Shaft
	1401 221	1	J			EM0	DGW		
		1	J			EL0	DGW		
		1	T			EL0	DGW		
26									SHAFT, Input
	5211 8478	1	J			EM0	DGW		
		1	J			EL0	DGW		
		1	T			EL0	DGW		
27									DISC, Clutch
	4713 880	4	J			EM0	DGW		
		4	T			EL0	DGW		
		4	J			EL0	DGW		
28									SNAP RING
	4130 761	1	J			EM0	DGW		
		1	J			EL0	DGW		
		1	T			EL0	DGW		
-29									SNAP RING, Rear Clutch, .076
	4539 121	1	J			EM0	DGW		
		1	J			EL0	DGW		
		1	T			EL0	DGW		
-30									SNAP RING, Rear Clutch, .098
	4539 122	1	J			EM0	DGW		
		1	J			EL0	DGW		
		1	T			EL0	DGW		
-31									SNAP RING, Rear Clutch, .095
	4539 123	1	J			EM0	DGW		
		1	J			EL0	DGW		

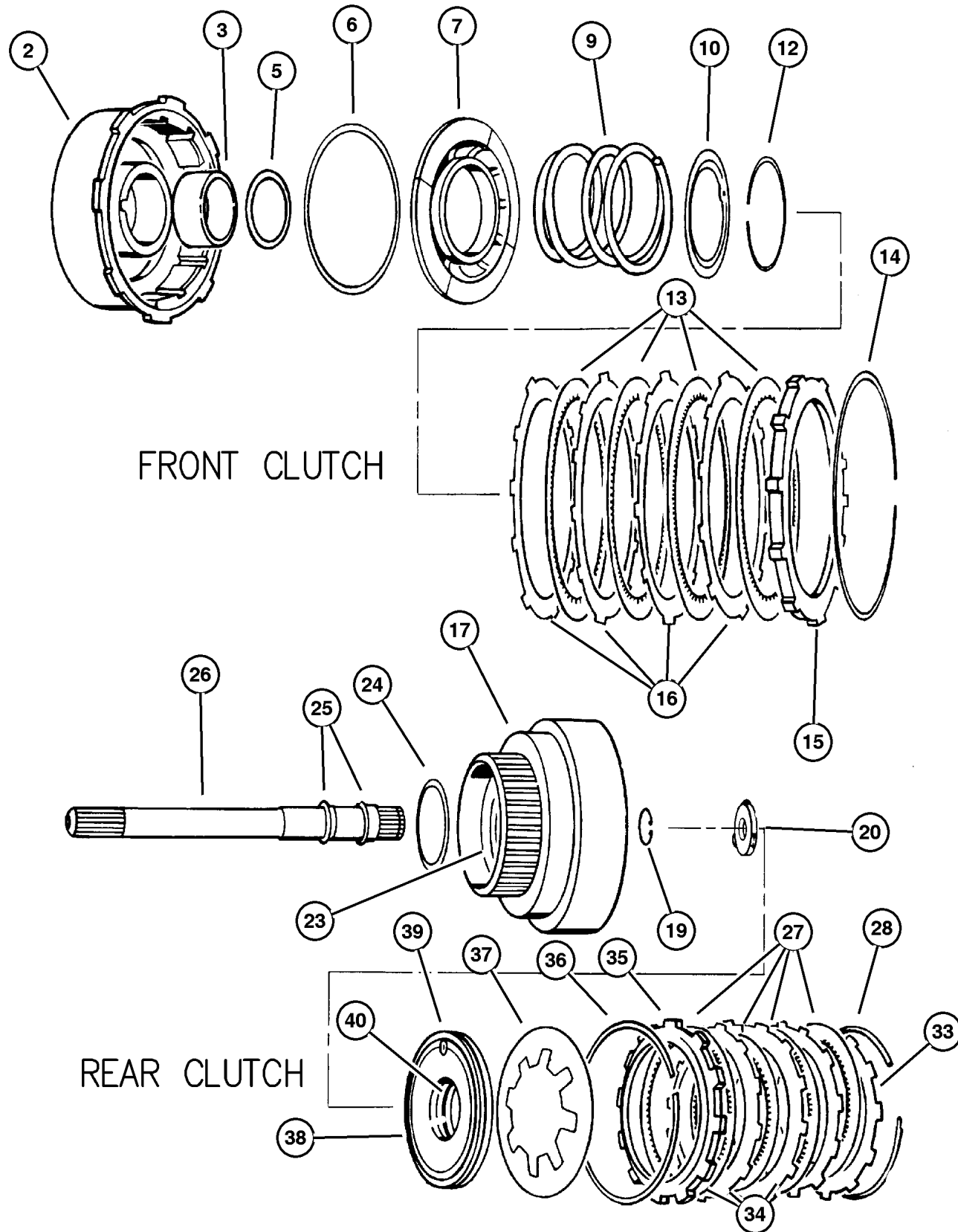
JEEP GRAND CHEROKEE (ZJ)

SERIES	LINE	BODY	ENGINE	TRANSMISSION
L = Low Line	J = 4WD T = 2WD	74 = 4 Door	ERH, ER0 = 4.0L Power Tech I-6. ELF, EL0 = 5.2L V8 MPI EML, EM0 = 5.9L V8 MPI	DGW = 4 Speed Auto. 44RE DGK = 4 Speed Auto. 42RE DGT = 4 Speed Auto. 46RE DGO = All Speed Auto.

AR = Use as required - = Non illustrated part # = New this model year

October 20, 2004

Clutch, Front And Rear 44RE (DGW)
Figure 44RE-410



ITEM	PART NUMBER	QTY	LINE	SERIES	BODY	ENGINE	TRANS	TRIM	DESCRIPTION
		1	T			ELO	DGW		
-32	4539 124	1	J			EM0	DGW		SNAP RING, Rear Clutch, .107
		1	J			ELO	DGW		
		1	T			ELO	DGW		
33	4617 176	1	J			EM0	DGW		PLATE, Transmission Clutch Reaction
		1	J			ELO	DGW		
		1	T			ELO	DGW		
34	1942 403	4	J			EM0	DGW		PLATE, Clutch Separator
		4	J			ELO	DGW		
		4	T			ELO	DGW		
35	2466 281	1	J			EM0	DGW		PLATE, Clutch Pressure
		1	T			ELO	DGW		
		1	J			ELO	DGW		
36	2466 283	1	J			EM0	DGW		SPRING, Rear Clutch
		1	J			ELO	DGW		
		1	T			ELO	DGW		
37	4728 487	1	J			EM0	DGW		SPRING, Rear Clutch Piston
		1	J			ELO	DGW		
		1	T			ELO	DGW		
38	2538 695	1	J			EM0	DGW		SEAL, Rear Clutch Piston
		1	J			ELO	DGW		
		1	T			ELO	DGW		
39	3515 716	1	J			EM0	DGW		PISTON, Clutch
		1	J			ELO	DGW		
		1	T			ELO	DGW		
40	2538 510	1	J			EM0	DGW		SEAL, Rear Clutch Piston
		1	J			ELO	DGW		
		1	T			ELO	DGW		

JEEP GRAND CHEROKEE (ZJ)
 SERIES LINE BODY ENGINE TRANSMISSION
 L = Low Line J = 4WD 74 = 4 Door ERH, ER0 = 4.0L Power Tech I-6. DGW = 4 Speed Auto. 44RE
 ELF, EL0 = 5.2L V8 MPI DGK = 4 Speed Auto. 42RE
 EML, EM0 = 5.9L V8 MPI DGT = 4 Speed Auto. 46RE
 DG0 = All Speed Auto.

AR = Use as required - = Non illustrated part # = New this model year

October 20, 2004

**Gear Train 44RE (DGW)
Figure 44RE-420**

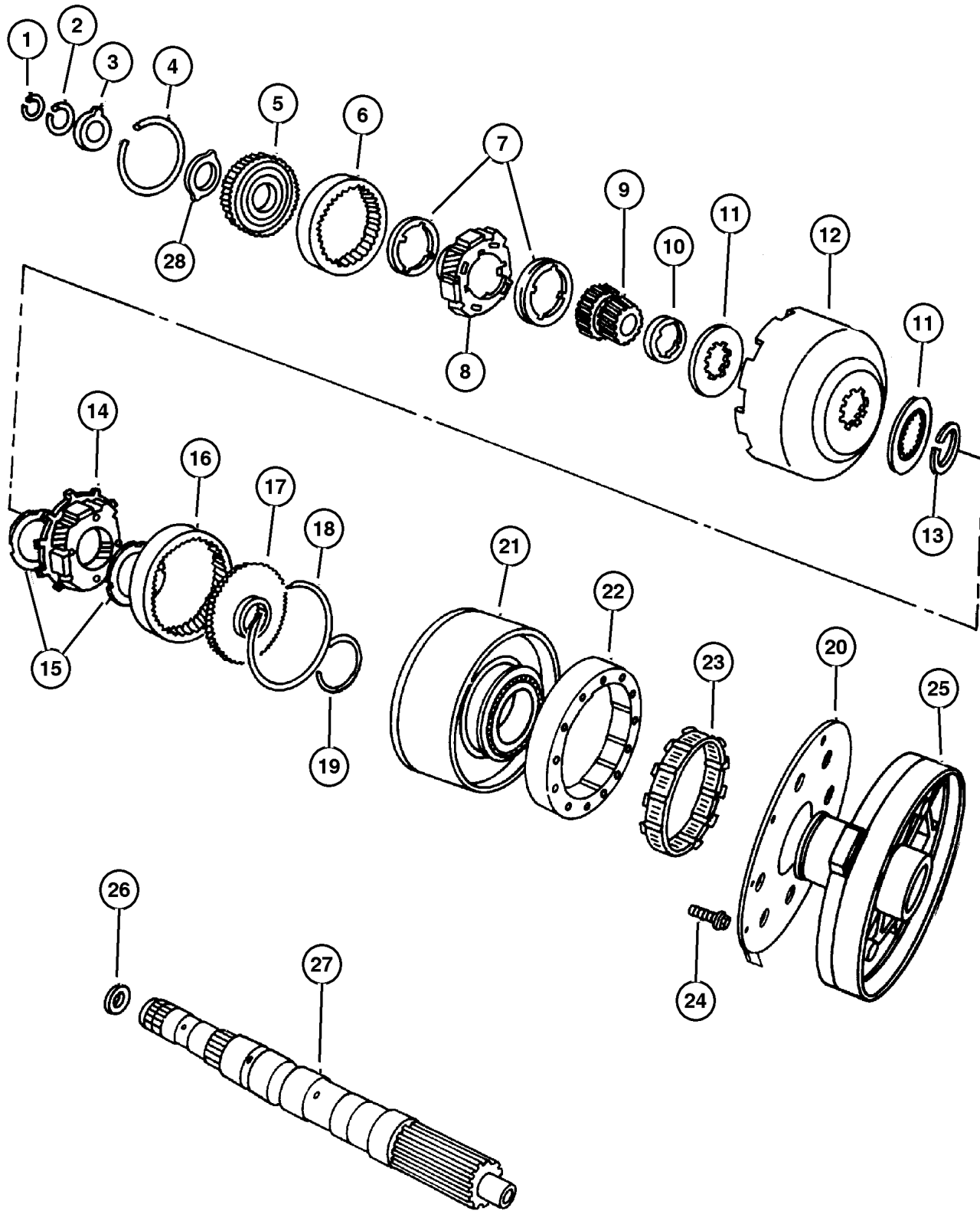
ITEM	PART NUMBER	QTY	LINE	SERIES	BODY	ENGINE	TRANS	TRIM	DESCRIPTION
1									SNAP RING, .946 ID
	6026 289	1	J			EM0	DGW		
		1	J			EL0	DGW		
		1	T			EL0	DGW		
2									SNAP RING, Annulus Gear, 1.375 ID
	6030 576	1	T			EL0	DGW		
		1	J			EL0	DGW		
		1	J			EM0	DGW		
3									THRUST WASHER, Annulus Gear
	3681 969	1	T			EL0	DGW		Fr. Annulus Gear Support, Thrust w/Lip, 2-1/8" O.D.
		1	J			EL0	DGW		Fr. Annulus Gear Support, Thrust w/Lip, 2-1/8" O.D.
		1	J			EM0	DGW		
4									SNAP RING
	6035 238	1	J			EM0	DGW		
		1	J			EL0	DGW		
		1	T			EL0	DGW		
5									SUPPORT, Annulus Gear w/Bushing, Frt. Annulus Gear w/Bushing, Frt. Annulus Gear
	4617 774	1	T			EL0	DGW		
		1	J			EL0	DGW		
6									GEAR, Front Annulus
	4130 512	1	T			EL0	DGW		
		1	J			EL0	DGW		
7									THRUST WASHER, Planetary Carrier
	4130 518	2	T			EL0	DGW		Fr. Carrier Thrust, 2-5/8" I.D., w/4 Tabs I.D.
		2	J			EL0	DGW		Fr. Carrier Thrust, 2-5/8" I.D., w/4 Tabs I.D.
8									CARRIER, Planetary Pinion
	4431 438	1	J			EM0	DGW		
		1	T			EL0	DGW		
		1	J			EL0	DGW		
9									GEAR, Sun w/Bushing, Sun 38T-28T w/Bushing, Sun 38T-28T
	4130 685	1	T			EL0	DGW		
		1	J			EL0	DGW		
10									SPACER, Sun Gear 4 Inner Teeth, 2" O.D. 4 Inner Teeth, 2" O.D.
	4130 736	1	T			EL0	DGW		
		1	J			EL0	DGW		
11									PLATE, Transmission Module Sun Gear Driving Shell, Thrust
	4471 566	2	T			EL0	DGW		

JEEP GRAND CHEROKEE (ZJ)

SERIES	LINE	BODY	ENGINE	TRANSMISSION
L = Low Line	J = 4WD T = 2WD	74 = 4 Door	ERH, ER0 = 4.0L Power Tech I-6. ELF, EL0 = 5.2L V8 MPI EML, EM0 = 5.9L V8 MPI	DGW = 4 Speed Auto. 44RE DGK = 4 Speed Auto. 42RE DGT = 4 Speed Auto. 46RE DGO = All Speed Auto.

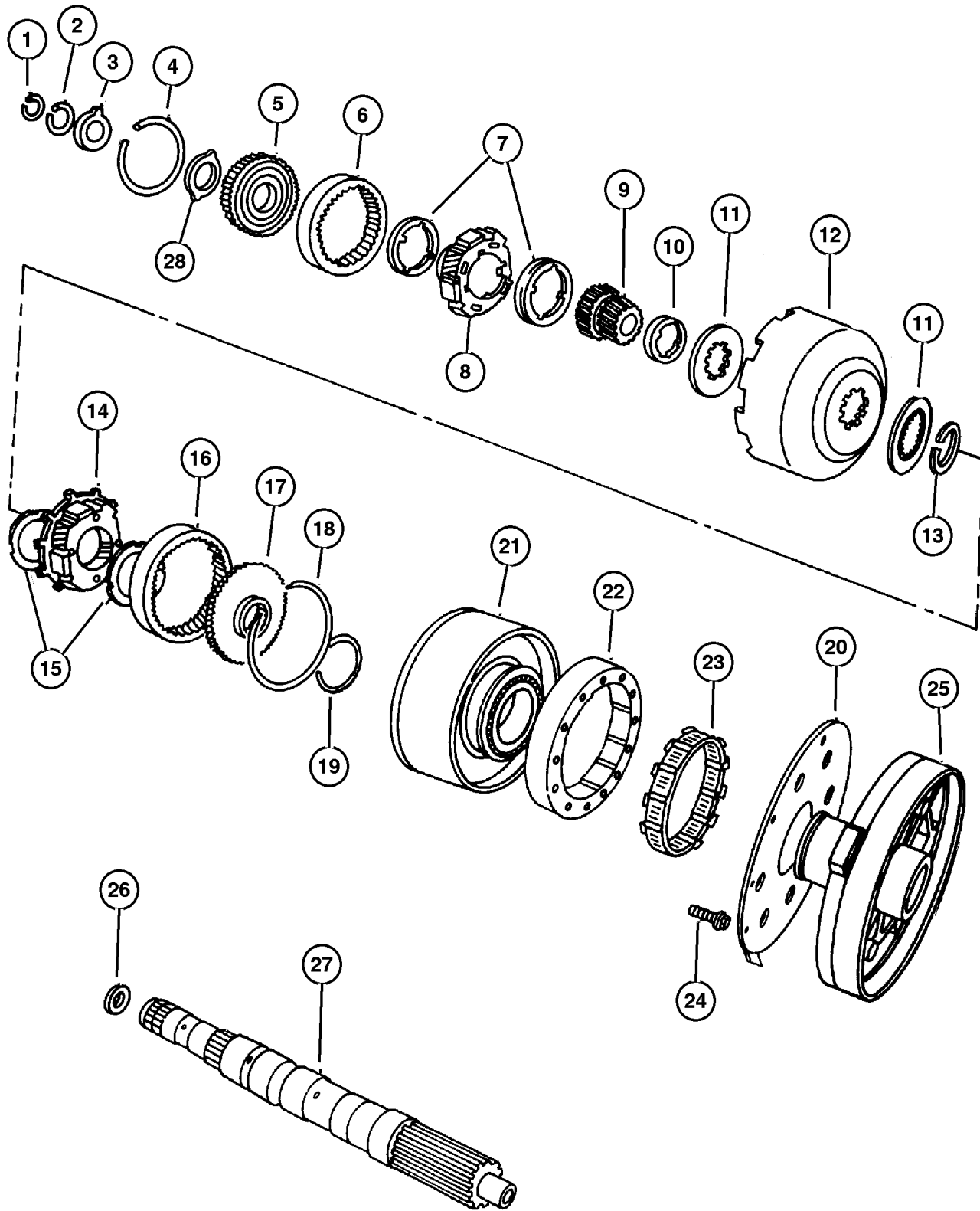
AR = Use as required - = Non illustrated part # = New this model year

October 20, 2004



**Gear Train 44RE (DGW)
Figure 44RE-420**

ITEM	PART NUMBER	QTY	LINE	SERIES	BODY	ENGINE	TRANS	TRIM	DESCRIPTION
		2	J			EL0	DGW		Sun Gear Driving Shell, Thrust
12	4531 288	1	J			EL0	DGW		SHELL, Sun Gear Driving
		1	T			EL0	DGW		Driving
13	1942 439	1	T			EL0	DGW		SNAP RING, Sun Gear Shell
		1	J			EL0	DGW		Driving Shell, Lock 1-41/64" O.D.
14	4431 438	1	T			EL0	DGW		Driving Shell, Lock 1-41/64" O.D.
		1	J			EL0	DGW		CARRIER, Planetary Pinion
		1	T			EL0	DGW		Rear Planet Pinion
15	3681 935	1	J			EM0	DGW		Rear Planet Pinion
		1	J			EL0	DGW		THRUST WASHER, Planetary Carrier
		1	T			EL0	DGW		
16	3743 184	1	T			EL0	DGW		GEAR, Rear Annulus
		1	J			EL0	DGW		
		1	J			EM0	DGW		
17	3515 501	AR							SUPPORT, Annulus Gear, Rr. , 62T-28T, 4" O.D.
18	1942 444	1	T			EL0	DGW		SNAP RING
		1	J			EL0	DGW		Rr. Annulus Gear, 4-1/16" O.D.
		1	J			EM0	DGW		Rr. Annulus Gear, 4-1/16" O.D.
19	6033 480	1	T			EL0	DGW		SNAP RING, Reverse Drum
		1	J			EL0	DGW		
		1	J			EM0	DGW		
20	4471 564	1	T			EL0	DGW		GASKET, Overdrive Piston Retainer
		1	J			EL0	DGW		
		1	J			EM0	DGW		
21	4637 956	1	T			EL0	DGW		DRUM PACKAGE, Transmission Reverse
		1	J			EM0	DGW		
		1	J			EL0	DGW		
22	4431 690	1	T			EL0	DGW		CAM, Overrunning Clutch
		1	J			EL0	DGW		
		1	J			EM0	DGW		
23									CLUTCH, Overrunning

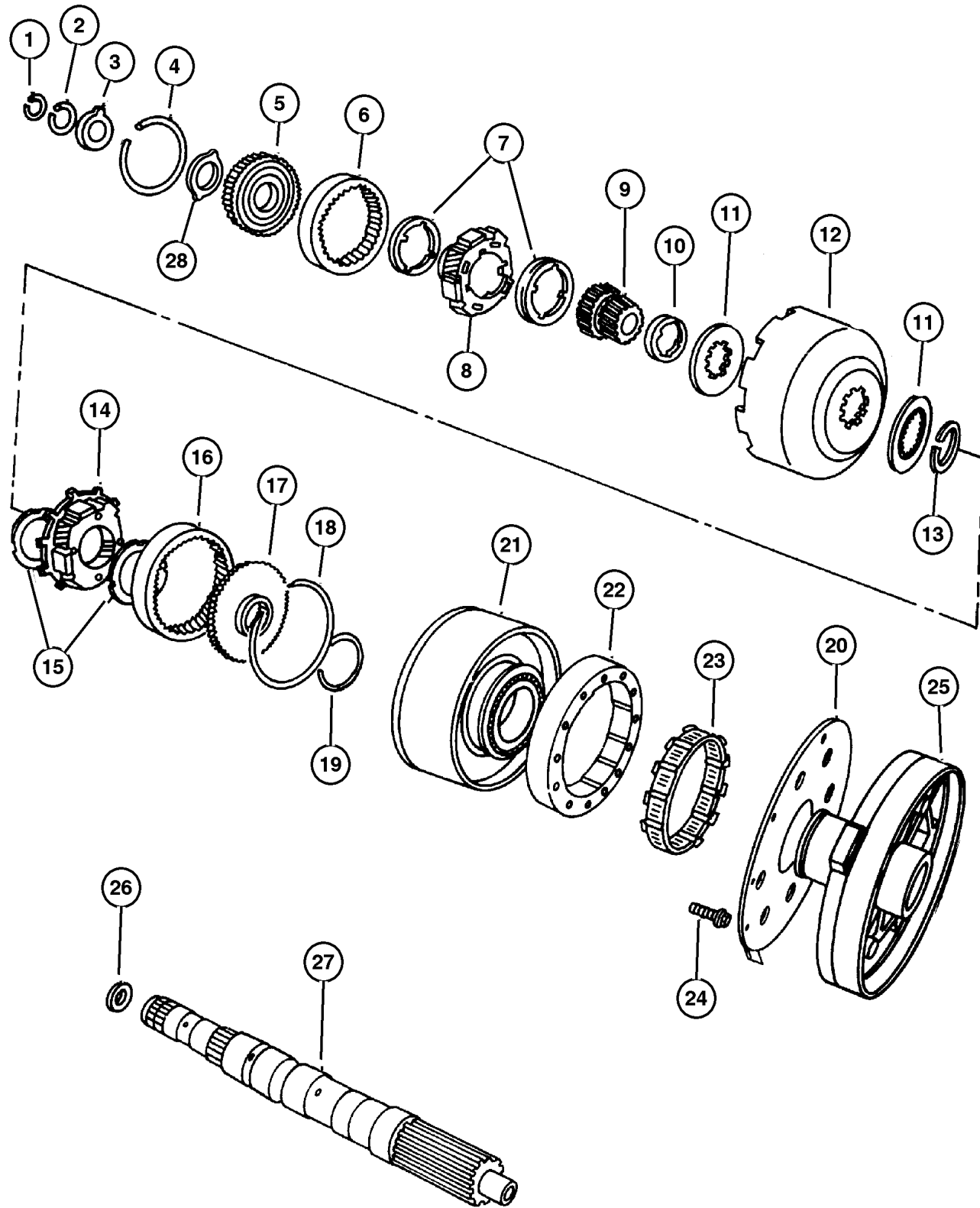


JEEP GRAND CHEROKEE (ZJ)
 SERIES LINE BODY ENGINE TRANSMISSION
 L = Low Line J = 4WD 74 = 4 Door ERH, ER0 = 4.0L Power Tech I-6. DGW = 4 Speed Auto. 44RE
 ELF, EL0 = 5.2L V8 MPI DGK = 4 Speed Auto. 42RE
 EML, EM0 = 5.9L V8 MPI DGT = 4 Speed Auto. 46RE
 DG0 = All Speed Auto.

AR = Use as required - = Non illustrated part # = New this model year

October 20, 2004

Gear Train 44RE (DGW)
Figure 44RE-420



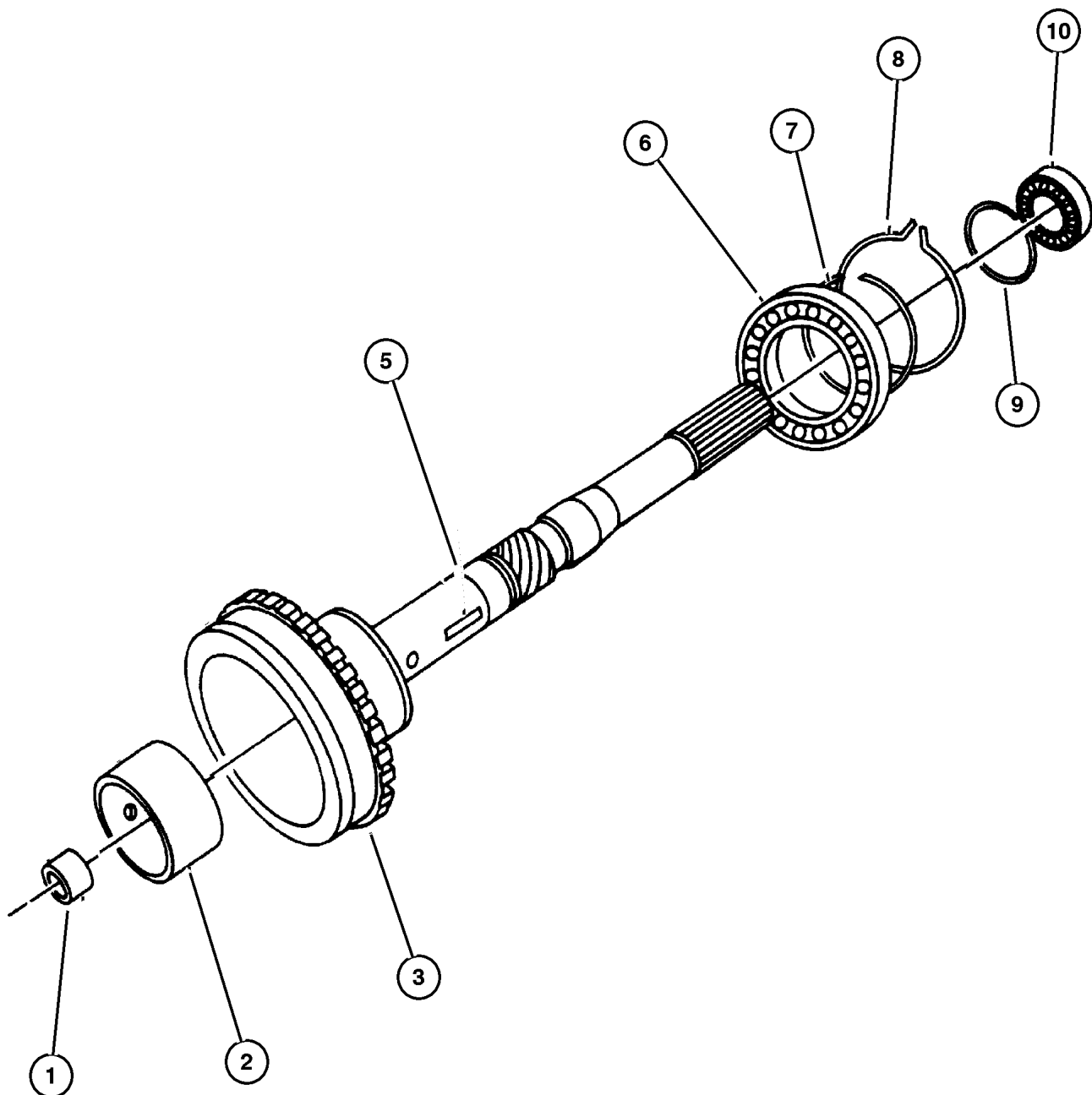
ITEM	PART NUMBER	QTY	LINE	SERIES	BODY	ENGINE	TRANS	TRIM	DESCRIPTION
	4431 432	1	T			EL0	DGW		w/Rollers and Springs
		1	J			EL0	DGW		w/Rollers and Springs
		1	J			EM0	DGW		w/Rollers and Springs
24									SCREW, Hex Flange Head, .25-28x.875
	6033 616	5	J			EM0	DGW		
		5	J			EL0	DGW		
		5	T			EL0	DGW		
25									RETAINER, Transmission Overdrive
									Clutch Piston
	4617 246	1	T			EL0	DGW		Piston
		1	J			EL0	DGW		Piston
		1	J			EM0	DGW		Piston
26									PLATE, Transmission Module
	4505 188	1	T			EL0	DGW		Intermediate Shaft Thrust, .060" Thk.
		1	J			EL0	DGW		Intermediate Shaft Thrust, .060" Thk.
		1	J			EM0	DGW		Intermediate Shaft Thrust, .060" Thk.
27									INTERMEDIATE SHAFT, Transmission
	4617 604	1	T			EL0	DGW		w/Plug
		1	J			EL0	DGW		w/Plug
		1	J			EM0	DGW		w/Plug
28									PLATE, Annulus Gear Thrust
	4617 775	1	T			EL0	DGW		Front , 2.168"O.D., 1.515", .030" Thick
		1	J			EL0	DGW		Front , 2.168"O.D., 1.515", .030" Thick
		1	J			EM0	DGW		Front , 2.168"O.D., 1.515", .030" Thick

JEEP GRAND CHEROKEE (ZJ)
 SERIES LINE BODY ENGINE TRANSMISSION
 L = Low Line J = 4WD 74 = 4 Door ERH, ER0 = 4.0L Power Tech I-6. DGW = 4 Speed Auto. 44RE
 ELF, EL0 = 5.2L V8 MPI DGK = 4 Speed Auto. 42RE
 EML, EM0 = 5.9L V8 MPI DGT = 4 Speed Auto. 46RE
 DG0 = All Speed Auto.

AR = Use as required - = Non illustrated part # = New this model year

October 20, 2004

Output Shaft 44RE (DGW)
Figure 44RE-430



ITEM	PART NUMBER	QTY	LINE	SERIES	BODY	ENGINE	TRANS	TRIM	DESCRIPTION
1									BUSHING, (NOT SERVICED) (Not Serviced)
2									BUSHING, (NOT SERVICED) (Not Serviced)
3									SHAFT, Output
	4864 501	1	T			EL0	DGW		w/Key, Output ***
		1	T			EL0	DGW		
-4	4798 536	1	J			EM0	DGW		SHAFT, Output
		1	J			EL0	DGW		
5									KEY, Shaft, (NOT SERVICED) (Not Serviced)
6									BEARING, Output Shaft
	4461 008	1	T			EL0	DGW		O/P Shaft Front
		1	J			EM0	DGW		O/P Shaft Front
		1	J			EL0	DGW		O/P Shaft Front
7									SNAP RING
	4461 068	1	T			EL0	DGW		O/P Shaft Front Bearing
		1	J			EM0	DGW		O/P Shaft Front Bearing
		1	J			EL0	DGW		O/P Shaft Front Bearing
8									SNAP RING
	4461 057	1	T			EL0	DGW		O/P Shaft Brg. to Case
		1	J			EM0	DGW		O/P Shaft Brg. to Case
		1	J			EL0	DGW		O/P Shaft Brg. to Case
9	4461 069	1	T			EL0	DGW		SNAP RING, O/P Shaft Rear Bearing
10									BEARING, Output Shaft
	2466 224	1	T			EL0	DGW		O/P Shaft, Rear, 2.8344 O.D.
		1	J			EL0,	DG0		O/P Shaft, Rear, 2.8344 O.D.
						EM0,			
						ER0			

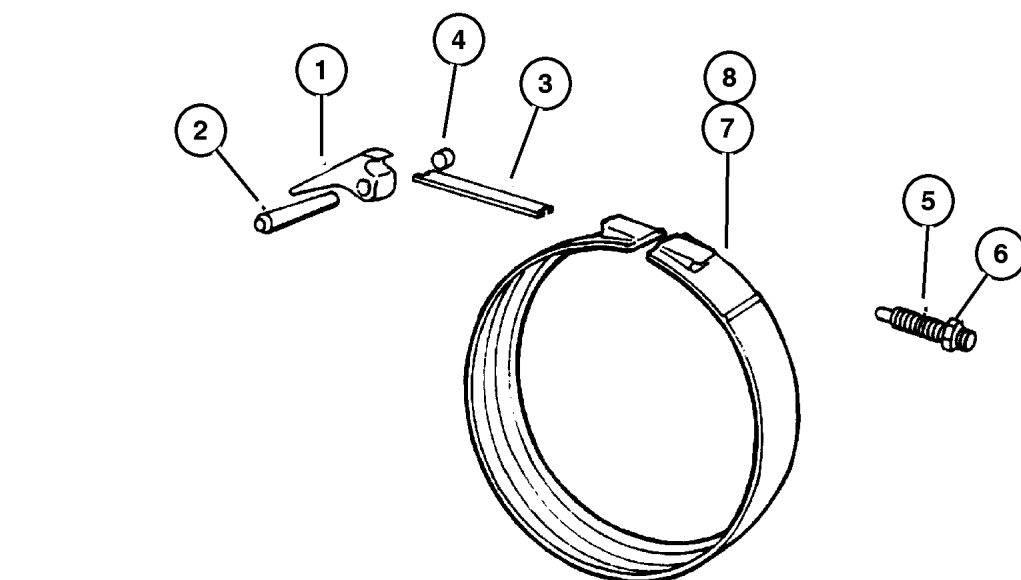
JEEP GRAND CHEROKEE (ZJ)

SERIES	LINE	BODY	ENGINE	TRANSMISSION
L = Low Line	J = 4WD T = 2WD	74 = 4 Door	ERH, ER0 = 4.0L Power Tech I-6. ELF, EL0 = 5.2L V8 MPI EML, EM0 = 5.9L V8 MPI	DGW = 4 Speed Auto. 44RE DGK = 4 Speed Auto. 42RE DGT = 4 Speed Auto. 46RE DG0 = All Speed Auto.

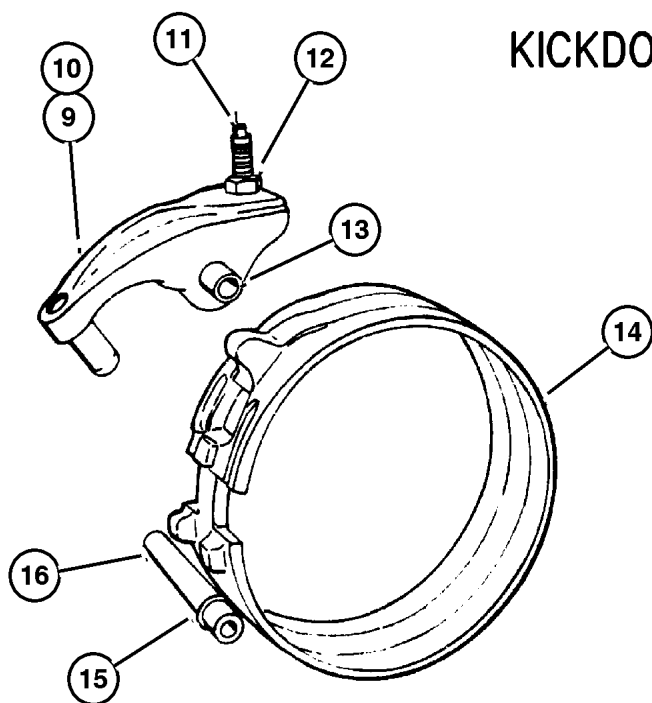
AR = Use as required - = Non illustrated part # = New this model year

October 20, 2004

**Bands, 44RE (DGW)
Figure 44RE-510**



KICKDOWN BAND



DOUBLE WRAP REVERSE BAND

ITEM	PART NUMBER	QTY	LINE	SERIES	BODY	ENGINE	TRANS	TRIM	DESCRIPTION
1									LEVER, Kickdown
	2124 666	1	T			EL0	DGW		
		1	J			EL0	DGW		
2									SHAFT, Band Lever
	4531 181	1	T			EL0	DGW		Kickdown Lever
		1	J			EL0	DGW		Kickdown Lever
3									STRUT, Kickdown Band
	3515 084	1	T			EL0	DGW		Kickdown Band
		1	J			EL0	DGW		Kickdown Band
4									PLUG, 1/4"-18 Pipe, (NOT SERVICED) (Not Serviced)
5									SCREW, Trans Kickdown Band Adjusting, .5-20x2.88
	1942 477	1	T			EL0	DGW		Kickdown Band Adjusting
		1	J			EL0	DGW		Kickdown Band Adjusting
6									NUT, Hex Jam, .50-20
	0124 934	1	T			EL0	DGW		Kickdown Band Adj. Screw, 1/2-20
		1	J			EL0	DGW		Kickdown Band Adj. Screw, 1/2-20
7									BAND, Kickdown
	4617 899	1	J			EL0	DGW		
		1	T			EL0	DGW		
8									BAND, Kickdown
	4617 899	1	J			EL0	DGW		With Transmisssion (52119532)
		1	T			EL0	DGW		With Transmisssion (52119532)
9									LEVER, Reverse Band
	4202 764	1	T			EL0	DGW		w/Stem
		1	J			EL0	DGW		w/Stem
10									LEVER, Reverse Band
	4202 765	1	T			EL0	DGW		
		1	J			EL0	DGW		
11									SCREW, Trans Reverse Band Adjusting, .375-24-1.88
	2538 472	1	T			EL0	DGW		
		1	J			EL0	DGW		
12									NUT, Hex, .375-24
	0114 942	1	T			EL0	DGW		
		1	J			EL0	DGW		
13									SHAFT, Reverse Band
	3410 102	1	T			EL0	DGW		Lever
		1	J			EL0	DGW		Lever
14									BAND, Reverse
	4431 406	1	T			EL0	DGW		

JEEP GRAND CHEROKEE (ZJ)

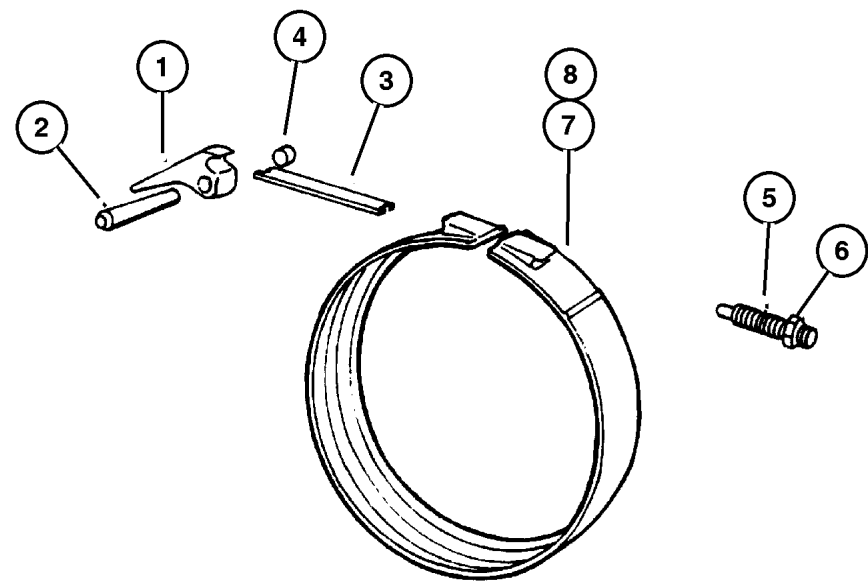
SERIES	LINE	BODY	ENGINE	TRANSMISSION
L = Low Line	J = 4WD T = 2WD	74 = 4 Door	ERH, ER0 = 4.0L Power Tech I-6. ELF, EL0 = 5.2L V8 MPI EML, EM0 = 5.9L V8 MPI	DGW = 4 Speed Auto. 44RE DGK = 4 Speed Auto. 42RE DGT = 4 Speed Auto. 46RE DGO = All Speed Auto.

AR = Use as required - = Non illustrated part # = New this model year

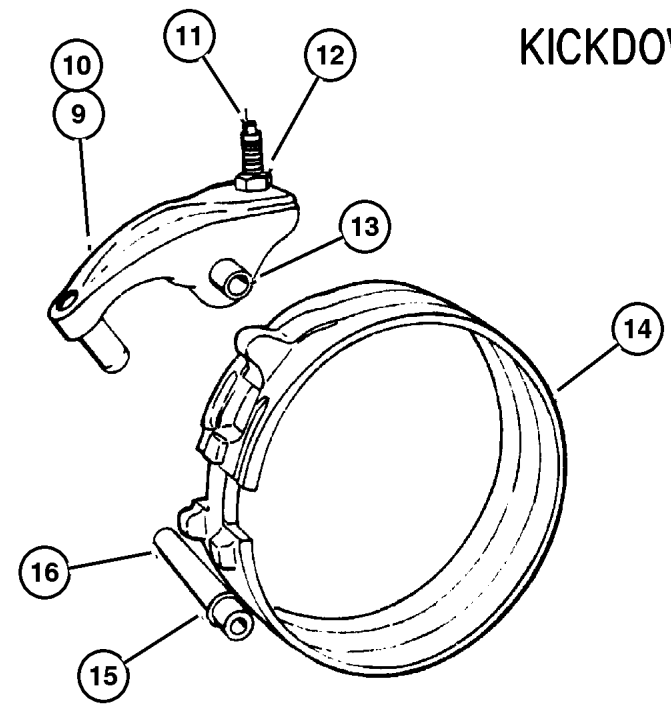
October 20, 2004

**Bands, 44RE (DGW)
Figure 44RE-510**

ITEM	PART NUMBER	QTY	LINE	SERIES	BODY	ENGINE	TRANS	TRIM	DESCRIPTION
		1	J			EL0	DGW		
15	6030 657	1	J			EM0	DGW		O RING, Steering Gear
		1	T			EL0	DGW		
16	3410 102	1	T			EL0	DGW		SHAFT, Reverse Band
		1	J			EL0	DGW		Reaction
									Reaction



KICKDOWN BAND



DOUBLE WRAP REVERSE BAND

JEEP GRAND CHEROKEE (ZJ)

SERIES	LINE	BODY	ENGINE	TRANSMISSION
L = Low Line	J = 4WD T = 2WD	74 = 4 Door	ERH, ER0 = 4.0L Power Tech I-6. ELF, EL0 = 5.2L V8 MPI EML, EM0 = 5.9L V8 MPI	DGW = 4 Speed Auto. 44RE DGK = 4 Speed Auto. 42RE DGT = 4 Speed Auto. 46RE DG0 = All Speed Auto.

AR = Use as required - = Non illustrated part # = New this model year

October 20, 2004

Valve Body 44RE (DGW)
Figure 44RE-710

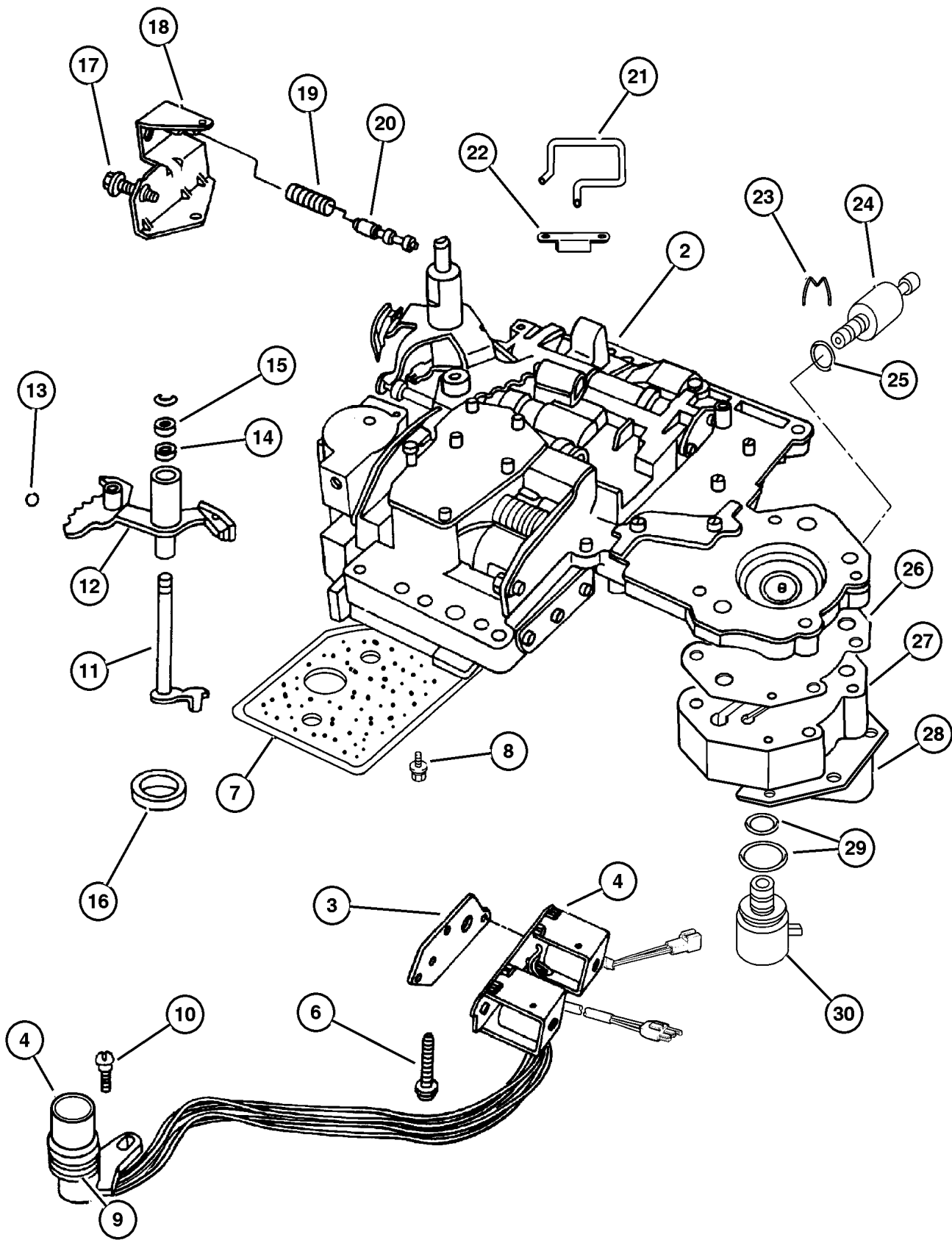
ITEM	PART NUMBER	QTY	LINE	SERIES	BODY	ENGINE	TRANS	TRIM	DESCRIPTION
-1	4863 933	1	T			EL0	DGW		SEAL AND GASKET PACKAGE, Valve Body and Servo
2	5211 8649	1	T			EL0	DGW		BODY, Transfer Plate
		1	J			EL0	DGW		
3	4446 194	1	T			EL0	DGW		GASKET, Lock-up Solenoid, Solenoid
4	4798 221	1	T			EL0	DGW		SOLENOID, Transmission Overdrive
		1	J			EL0	DGW		
-5	5602 7720	1	T			EL0	DGW		TRANSDUCER, Pressure Sensor
		1	J			EL0	DGW		
6	0181 071	3	T			EL0	DGW		BOLT, Valve Body, .25-20x1.75
		3	J			EL0	DGW		
7	3515 996	1	T			EL0	DGW		FILTER, Valve Body
		1	J			EL0	DGW		
8									SCREW AND WASHER, Oil Filter Mounting, Fillester Head .190-24x2. 500
	6033 826	3	T			EL0	DGW		
		3	J			EL0	DGW		
9									O RING, Solenoid Wiring, Transmission
	6034 748	2	J			EL0	DGW		
		2	T			EL0	DGW		
10									SCREW, Tapping, .19-24x.75
	6033 985	1	T			EL0	DGW		Solenoid Wiring Conn. Mtg.
		1	J			EL0	DGW		Solenoid Wiring Conn. Mtg.
11									LEVER, Throttle Valve
	3681 227	1	T			EL0	DGW		
		1	J			EL0	DGW		
12									LEVER, Manual Valve w/Insulator
	4617 439	1	T			EL0	DGW		
		1	J			EL0	DGW		w/Insulator
13									BALL, Manual Lever Detent, .343 Diameter
	0147 488	1	T			EL0	DGW		
		1	J			EL0	DGW		
14									SEAL, Valve Lever Shift

JEEP GRAND CHEROKEE (ZJ)

SERIES	LINE	BODY	ENGINE	TRANSMISSION
L = Low Line	J = 4WD T = 2WD	74 = 4 Door	ERH, ER0 = 4.0L Power Tech I-6. ELF, EL0 = 5.2L V8 MPI EML, EM0 = 5.9L V8 MPI	DGW = 4 Speed Auto. 44RE DGK = 4 Speed Auto. 42RE DGT = 4 Speed Auto. 46RE DGO = All Speed Auto.

AR = Use as required - = Non illustrated part # = New this model year

October 20, 2004



Valve Body 44RE (DGW)
Figure 44RE-710

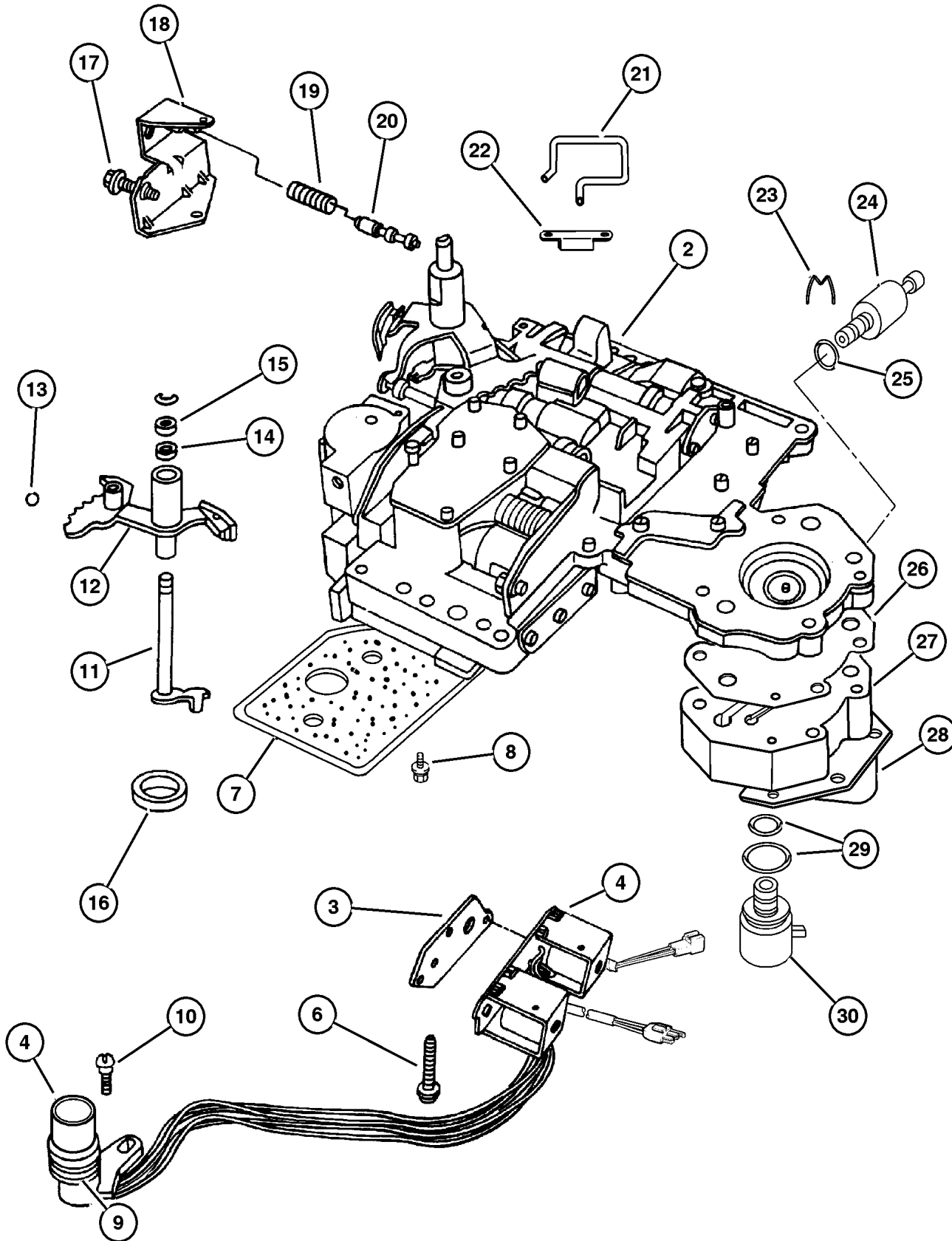
ITEM	PART NUMBER	QTY	LINE	SERIES	BODY	ENGINE	TRANS	TRIM	DESCRIPTION
	2466 548	1	T			EL0	DGW		
		1	J			EL0	DGW		
15	2538 062	1	T			EL0	DGW		WASHER, Manual Valve Lever
		1	J			EL0	DGW		
16	4505 098	1	T			EL0	DGW		SEAL, Manual Shift Valve, 1.25 OD
		1	J			EL0	DGW		
17									SCREW, Cap Head Lock, .312-24x1.
	6030 609	1	T			EL0	DGW		25 Throttle Pressure Adjusting
		1	J			EL0	DGW		Throttle Pressure Adjusting
18									BRACKET, Valve Body Switch
	4617 010	1	T			EL0	DGW		Throttle Pressure Adj. Screw
		1	J			EL0	DGW		Throttle Pressure Adj. Screw
19	4130 492	1	T			EL0	DGW		SPRING, Switch Valve
		1	J			EL0	DGW		
20	4505 036	1	T			EL0	DGW		VALVE, Trans Lockup Switch
		1	J			EL0	DGW		
21	4617 008	1	T			EL0	DGW		TUBE, Boost Valve
		1	J			EL0	DGW		
22									RETAINER, Boost Valve Oil Supply Tube
	5211 7958	1	T			EL0	DGW		
		1	J			EL0	DGW		
23									CLIP, Transmission Governor Transducer
	4617 219	1	T			EL0	DGW		
		1	J			EL0	DGW		
24									TRANSDUCER, Pressure Sensor
	5602 7720	1	T			EL0	DGW		4 Prong Connector
		1	J			EL0	DGW		4 Prong Connector
25	6034 493	1	T			EL0	DGW		O RING, Pressure Switch .369 I.D.
		1	J			EL0	DGW		.369 I.D.
26	4617 216	1	T			EL0	DGW		GASKET, Transmission Solenoid Gov. Pressure Solenoid Body
		1	J			EL0	DGW		Gov. Pressure Solenoid Body
27									BODY, Governor, (NOT SERVICED) (Not Serviced)

JEEP GRAND CHEROKEE (ZJ)

SERIES	LINE	BODY	ENGINE	TRANSMISSION
L = Low Line	J = 4WD T = 2WD	74 = 4 Door	ERH, ER0 = 4.0L Power Tech I-6. ELF, EL0 = 5.2L V8 MPI EML, EM0 = 5.9L V8 MPI	DGW = 4 Speed Auto. 44RE DGK = 4 Speed Auto. 42RE DGT = 4 Speed Auto. 46RE DGO = All Speed Auto.

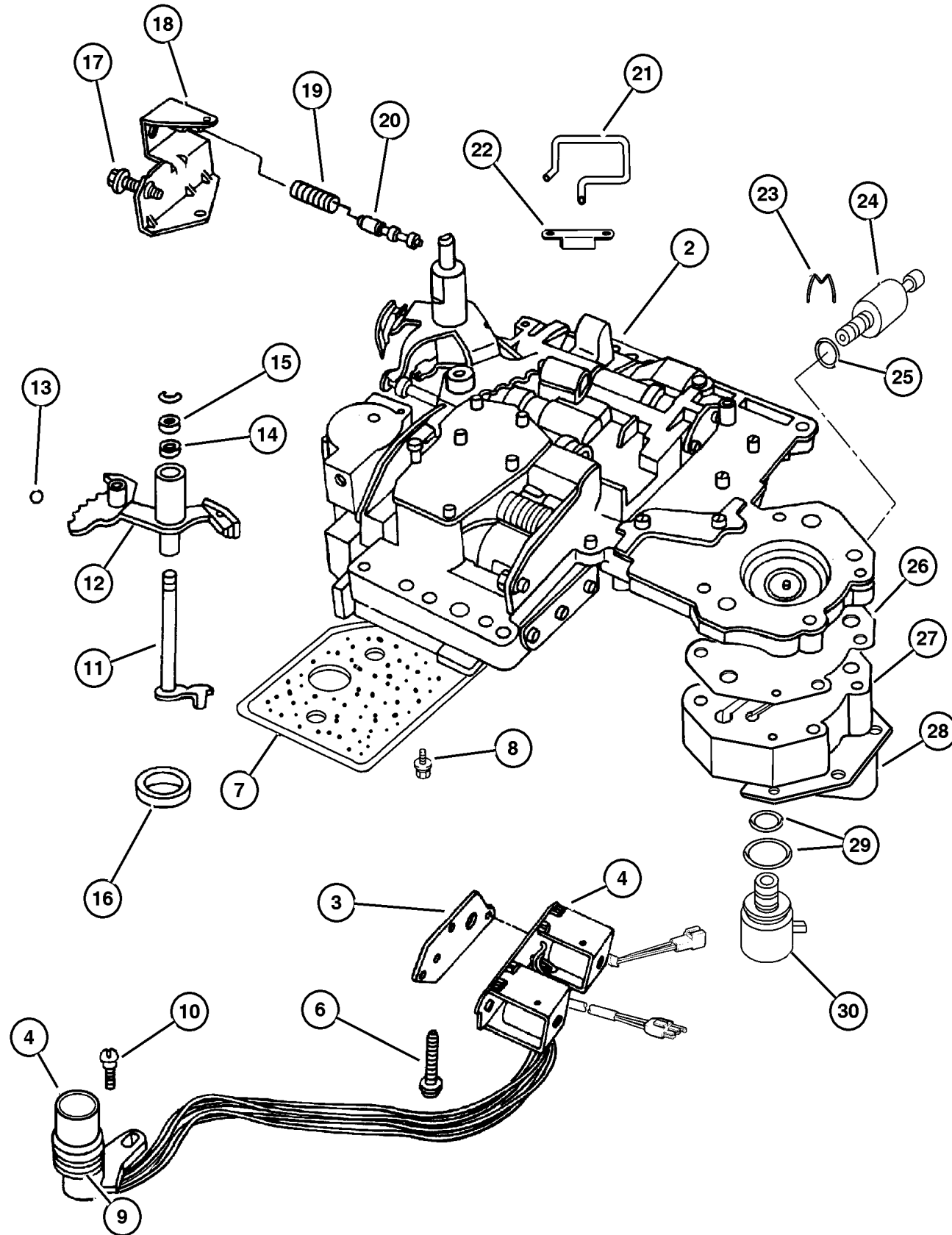
AR = Use as required - = Non illustrated part # = New this model year

October 20, 2004



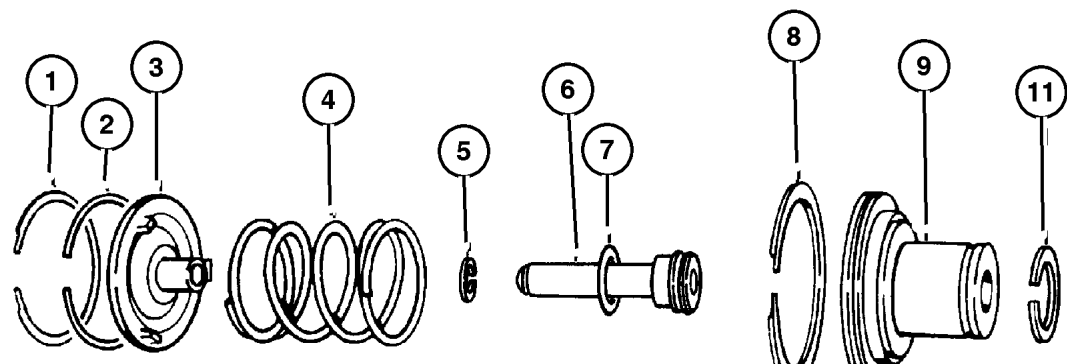
Valve Body 44RE (DGW)
Figure 44RE-710

ITEM	PART NUMBER	QTY	LINE	SERIES	BODY	ENGINE	TRANS	TRIM	DESCRIPTION
28									RETAINER, Transmission Governor Solenoid
	4617 211	1	T			EL0	DGW		Gov. Pressure Solenoid
		1	J			EL0	DGW		Gov. Pressure Solenoid
29									O RING PACKAGE, Valve Body, Transmission
	4723 549	1	T			EL0	DGW		Solenoid, .494 I.D., .873 I.D.
		1	J			EL0	DGW		Solenoid, .494 I.D., .873 I.D.
30									SOLENOID, Transmission Governor
	4617 210	1	T			EL0	DGW		2 Prong Connector
		1	J			EL0	DGW		2 Prong Connector
-31									SCREEN, Transmission Regulator Valve
	3878 313	1	T			EL0	DGW		
		1	J			EL0	DGW		
-32									SPRING, Limit Valve
	4348 907	1	T			EL0	DGW		
		1	J			EL0	DGW		

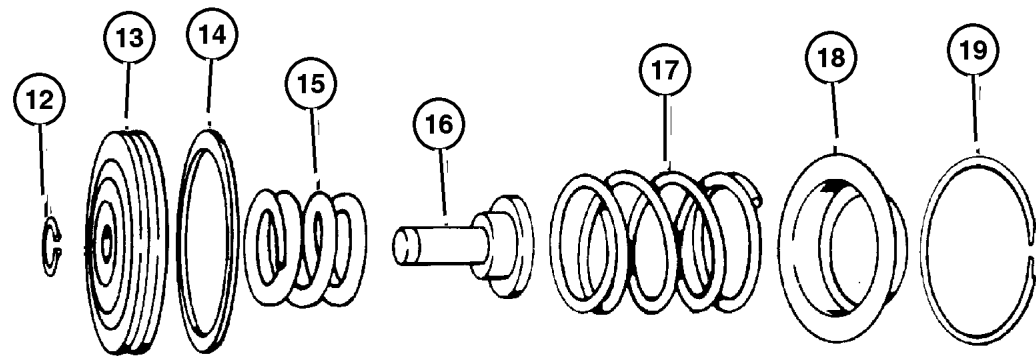


JEEP GRAND CHEROKEE (ZJ)
 SERIES LINE BODY ENGINE TRANSMISSION
 L = Low Line J = 4WD 74 = 4 Door ERH, ER0 = 4.0L Power Tech I-6. DGW = 4 Speed Auto. 44RE
 ELF, EL0 = 5.2L V8 MPI DGK = 4 Speed Auto. 42RE
 EML, EM0 = 5.9L V8 MPI DGT = 4 Speed Auto. 46RE
 DG0 = All Speed Auto.

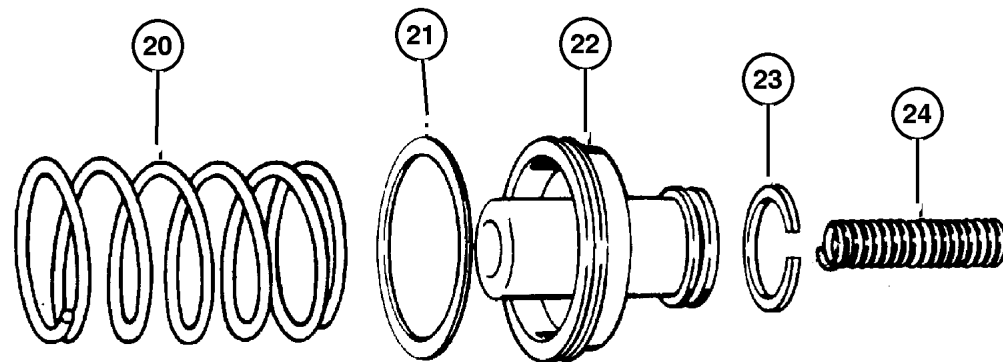
Servos, 44RE (DGW)
Figure 44RE-720



KICKDOWN SERVO



LOW AND REVERSE SERVO



ACCUMULATOR PISTON AND SPRING

ITEM	PART NUMBER	QTY	LINE	SERIES	BODY	ENGINE	TRANS	TRIM	DESCRIPTION
1	6028 863	1	T			EL0	DGW		SNAP RING, Kickdown, 2.377
		1	J			EL0	DGW		
2	4295 966	1	T			EL0	DGW		SEAL, Servo Guide
		1	J			EL0	DGW		
3	3410 332	1	T			EL0	DGW		GUIDE, Kickdown Servo
		1	J			EL0	DGW		
4	4531 119	1	T			EL0	DGW		SPRING, Kickdown Servo Piston
		1	J			EL0	DGW		
5	6031 392	1	T			EL0	DGW		SNAP RING, Brake Master Cylinder
		1	J			EL0	DGW		Inner, 1-1/8" I.D.
6	4058 780	1	T			EL0	DGW		ROD, Kickdown Servo Piston
		1	J			EL0	DGW		
7	6028 864	1	T			EL0	DGW		O RING, Kick Down Servo
		1	J			EL0	DGW		
8	4295 966	1	T			EL0	DGW		SEAL, Servo Guide
		1	J			EL0	DGW		Kickdown Servo Piston, Large 2-3/8" O.D.
		1	J			EL0	DGW		Kickdown Servo Piston, Large 2-3/8" O.D.
9	4058 777	1	T			EL0	DGW		PISTON, Kickdown Servo
		1	J			EL0	DGW		
-10	6028 864	1	T			EL0	DGW		O RING, Kick Down Servo
		1	J			EL0	DGW		
11	3743 033	1	T			EL0	DGW		SEAL, Kickdown Servo
		1	J			EL0	DGW		
12	6027 153	1	T			EL0	DGW		SNAP RING, .435 ID
		1	J			EL0	DGW		Reverse Servo Piston Plug,
13	5211 8744	1	T			EL0	DGW		Reverse Servo Piston Plug,
		1	J			EL0	DGW		PISTON, Reverse Servo
14									SEAL, Reverse Servo Piston

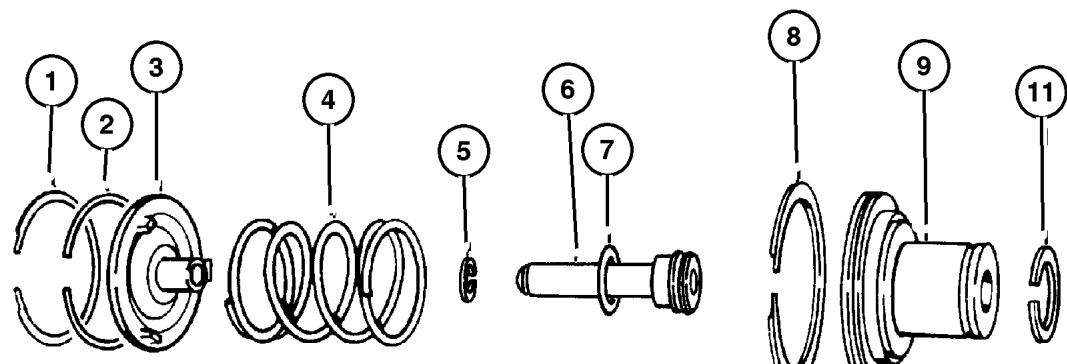
JEEP GRAND CHEROKEE (ZJ)

SERIES	LINE	BODY	ENGINE	TRANSMISSION
L = Low Line	J = 4WD T = 2WD	74 = 4 Door	ERH, ER0 = 4.0L Power Tech I-6. ELF, EL0 = 5.2L V8 MPI EML, EM0 = 5.9L V8 MPI	DGW = 4 Speed Auto. 44RE DGK = 4 Speed Auto. 42RE DGT = 4 Speed Auto. 46RE DG0 = All Speed Auto.

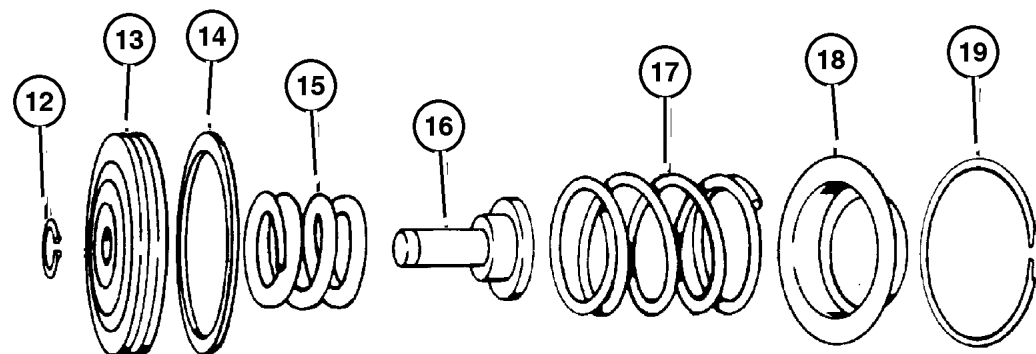
AR = Use as required - = Non illustrated part # = New this model year

October 20, 2004

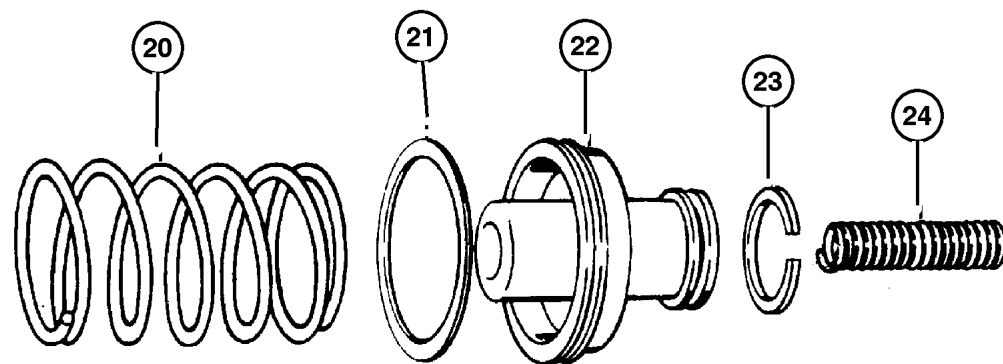
Servos, 44RE (DGW)
Figure 44RE-720



KICKDOWN SERVO



LOW AND REVERSE SERVO



ACCUMULATOR PISTON AND SPRING

ITEM	PART NUMBER	QTY	LINE	SERIES	BODY	ENGINE	TRANS	TRIM	DESCRIPTION
	4202 864	1	T			EL0	DGW		
		1	J			EL0	DGW		
15	4130 824	1	T			EL0	DGW		SPRING, Reverse Servo Piston
		1	J			EL0	DGW		
16	5211 8740	1	T			EL0	DGW		PLUG, Reverse Servo Piston
		1	J			EL0	DGW		
17									SPRING, Reverse Servo Piston
	2801 274	1	J			ER0	DGK		
		1	T			ER0	DGK		
18									RETAINER, Transmission Rear Clutch
	2464 463	1	J			ER0	DGK		
		1	T			ER0	DGK		
19									SNAP RING
	2464 464	1	T			EL0	DGW		
		1	J			EL0	DGW		
20									SPRING, Transmission Accumulator
	4531 259	1	J			EL0	DGW		
		1	T			EL0	DGW		
21									SEAL, Piston Accumulator Large
	3743 013	1	T			EL0	DGW		
		1	J			EL0	DGW		
22									PISTON, Accumulator Accumulator
	3743 650	1	J			EL0	DGW		
		1	T			EL0	DGW		
23									SEAL, Piston Accumulator Small
	3743 010	1	T			EL0	DGW		
		1	J			EL0	DGW		
24									SPRING, Accumulator Piston Upper
	4617 529	1	T			EL0	DGW		
		1	J			EL0	DGW		

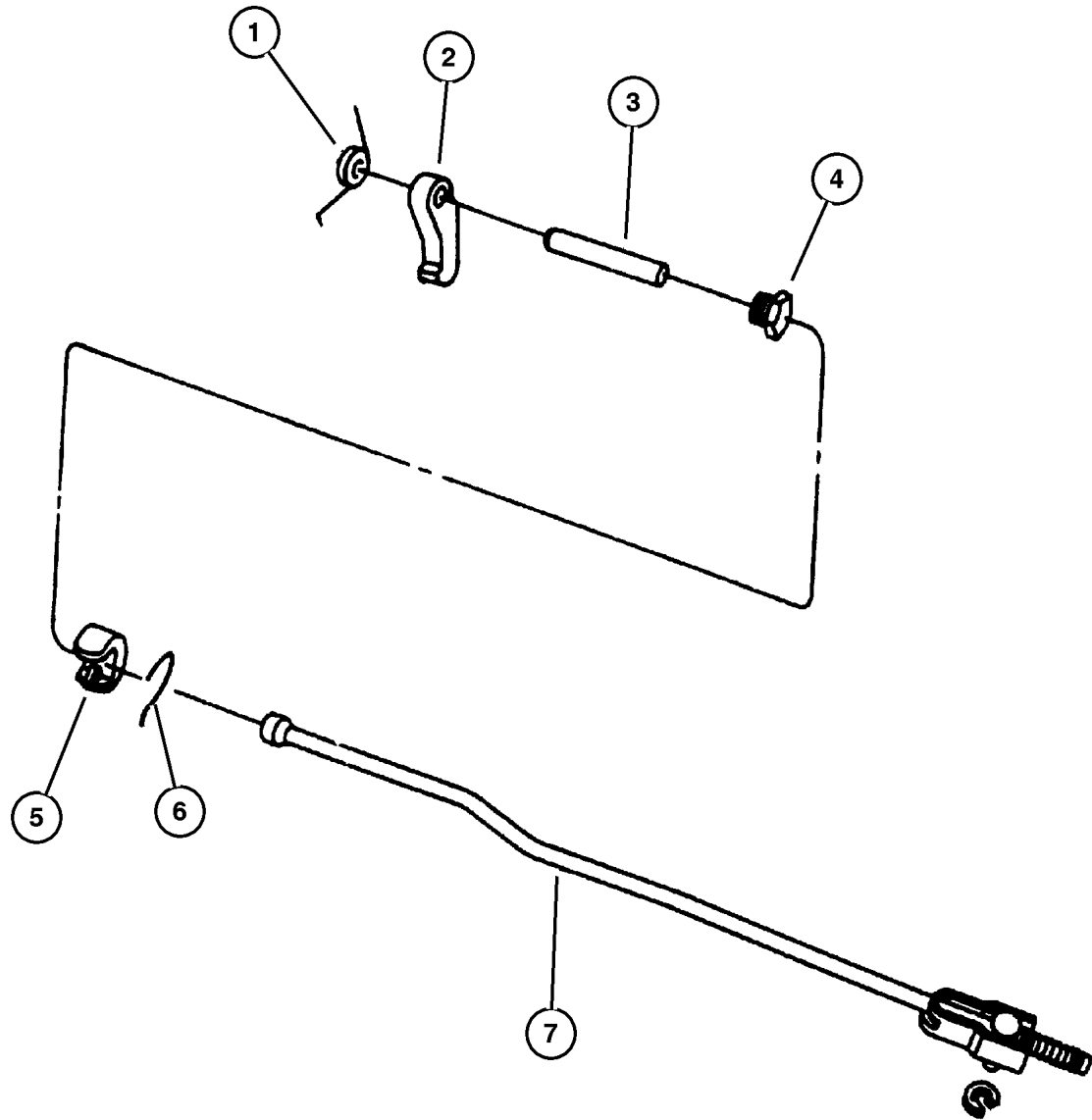
JEEP GRAND CHEROKEE (ZJ)

SERIES	LINE	BODY	ENGINE	TRANSMISSION
L = Low Line	J = 4WD T = 2WD	74 = 4 Door	ERH, ER0 = 4.0L Power Tech I-6. ELF, EL0 = 5.2L V8 MPI EML, EM0 = 5.9L V8 MPI	DGW = 4 Speed Auto. 44RE DGK = 4 Speed Auto. 42RE DGT = 4 Speed Auto. 46RE DG0 = All Speed Auto.

AR = Use as required - = Non illustrated part # = New this model year

October 20, 2004

**Parking Sprag 44RE (DGW)
Figure 44RE-730**



ITEM	PART NUMBER	QTY	LINE	SERIES	BODY	ENGINE	TRANS	TRIM	DESCRIPTION
1	2466 909	1	T			EL0	DGW		SPRING, Parking Sprag
2	4471 415	1	T			EL0	DGW		SPRAG, Transmission Parking, (5/8" Thick)
3	2466 892	1	T			EL0	DGW		SHAFT, Parking Sprag
4	2538 042	1	T			EL0	DGW		PLUG, Parking Sprag
5	2538 034	1	T			EL0	DGW		SNAP RING, Transmission, Reaction Plug
6	4431 748	1	T			EL0	DGW		ROD, Parking Sprag
7	6035 256	1	J			EL0	DGW		SNAP RING, Rod
		1	T			EL0	DGW		
		1	J			EL0	DGW		

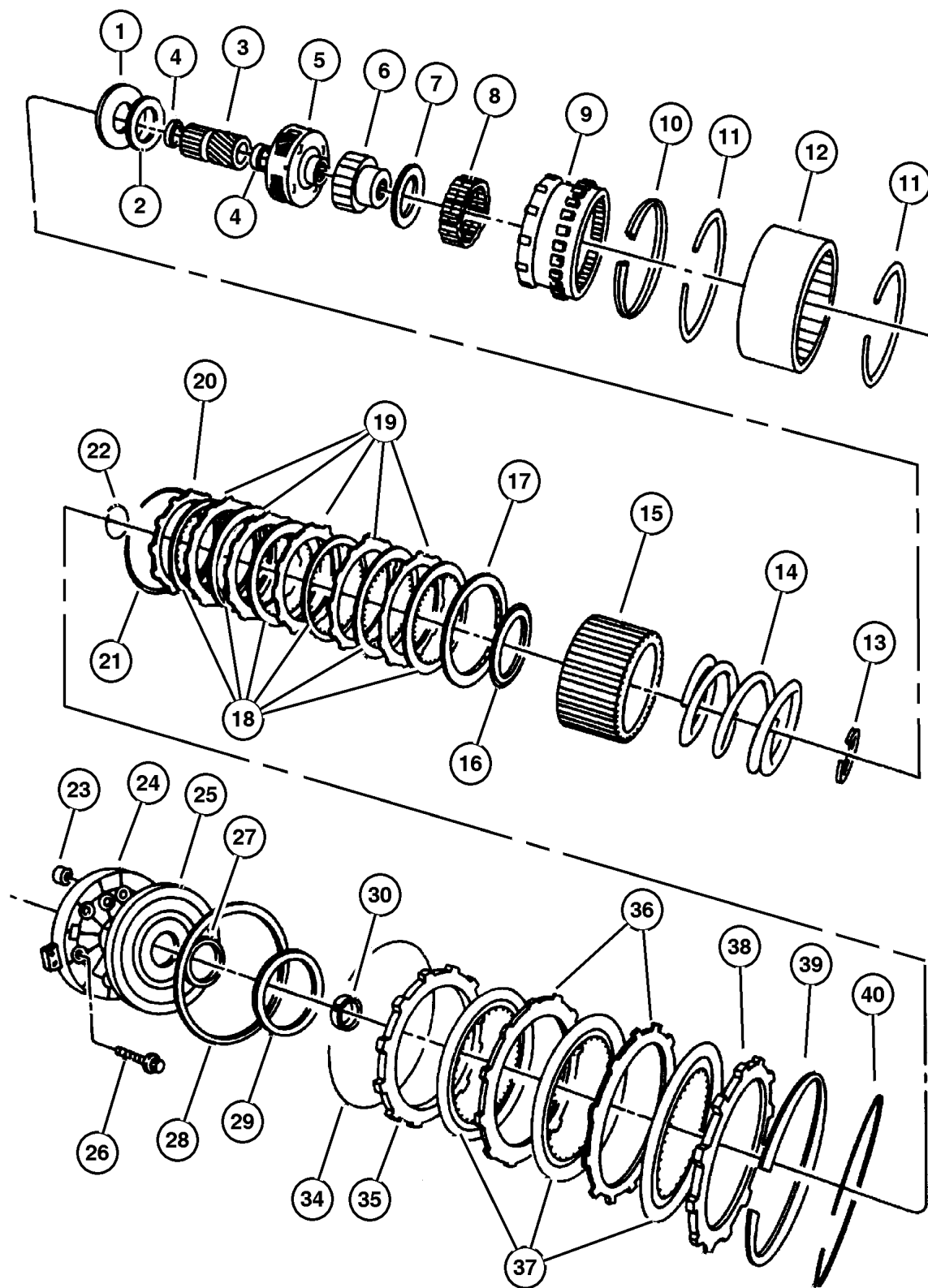
JEEP GRAND CHEROKEE (ZJ)

SERIES	LINE	BODY	ENGINE	TRANSMISSION
L = Low Line	J = 4WD T = 2WD	74 = 4 Door	ERH, ER0 = 4.0L Power Tech I-6. ELF, EL0 = 5.2L V8 MPI EML, EM0 = 5.9L V8 MPI	DGW = 4 Speed Auto. 44RE DGK = 4 Speed Auto. 42RE DGT = 4 Speed Auto. 46RE DG0 = All Speed Auto.

AR = Use as required - = Non illustrated part # = New this model year

October 20, 2004

Clutch, 44RE (DGW)
Figure 44RE-1010



ITEM	PART NUMBER	QTY	LINE	SERIES	BODY	ENGINE	TRANS	TRIM	DESCRIPTION
1	4740 774	1	T			EL0	DGW		PLATE PACKAGE, Transmission Module, w/Bearing, Direct Clutch Spring, Thrust ***
2									BEARING, Overdrive, (NOT SERVICED) (Not Serviced)
3	4778 742	1	T			EL0	DGW		GEAR, Overdrive Sun
4									BUSHING, (NOT SERVICED) (Not Serviced)
5	4798 520	1	T			EL0	DGW		CARRIER, O/Drive Planet Pinion, (4 Pinion)
6	4461 124	1	T			EL0	DGW		RACE, Overrunning Clutch
7	4461 014	1	T			EL0	DGW		THRUST BEARING, Ovedrive Third Position
8	4461 015	1	T			EL0	DGW		CLUTCH, Overdrive Overrunning
9	4761 010	1	T			EL0	DGW		GEAR, Overdrive Annulus
10	4461 059	1	T			EL0	DGW		SNAP RING, 5.25 OD, O/Drive Annulus Gear
11									SNAP RING, 6.00 OD
		2	T			ER0	DGK		Direct Clutch Drum to Annulus, 6" O.D.
		2	J			EM0			Direct Clutch Drum to Annulus, 6" O.D.
		2	J			EL0	DGW		Direct Clutch Drum to Annulus, 6" O.D.
12	4461 089	1	T			EL0	DGW		DRUM, Automatic Transmission, Direct Clutch
13	4461 063	1	T			EL0	DGW		SNAP RING, 2.1875 OD, Direct Clutch Spring Plate
14	4461 027	1	T			EL0	DGW		SPRING, Direct Clutch
15	4461 072	1	T			EL0	DGW		HUB, Direct Clutch
16									THRUST BEARING, Overdrive
	4446 724	1	T			EL0	DGW		
		1	J			EL0	DGW		
17	4461 030	1	T			EL0	DGW		PLATE, Transmission Clutch Reaction
18	4461 042	1	T			EL0	DGW		DISC, Direct Clutch
19	4461 054	7	J			EL0			PLATE, Transmission Clutch Reaction, Direct Clutch
20	4461 031	1	T			EL0	DGW		PLATE, Transmission Clutch Reaction
21	4461 032	1	T			EL0	DGW		SPRING, Direct Clutch, Wave
22	4461 064	1	T			EL0	DGW		SNAP RING, 1.875" OD
23									FILTER, Overdrive Clutch

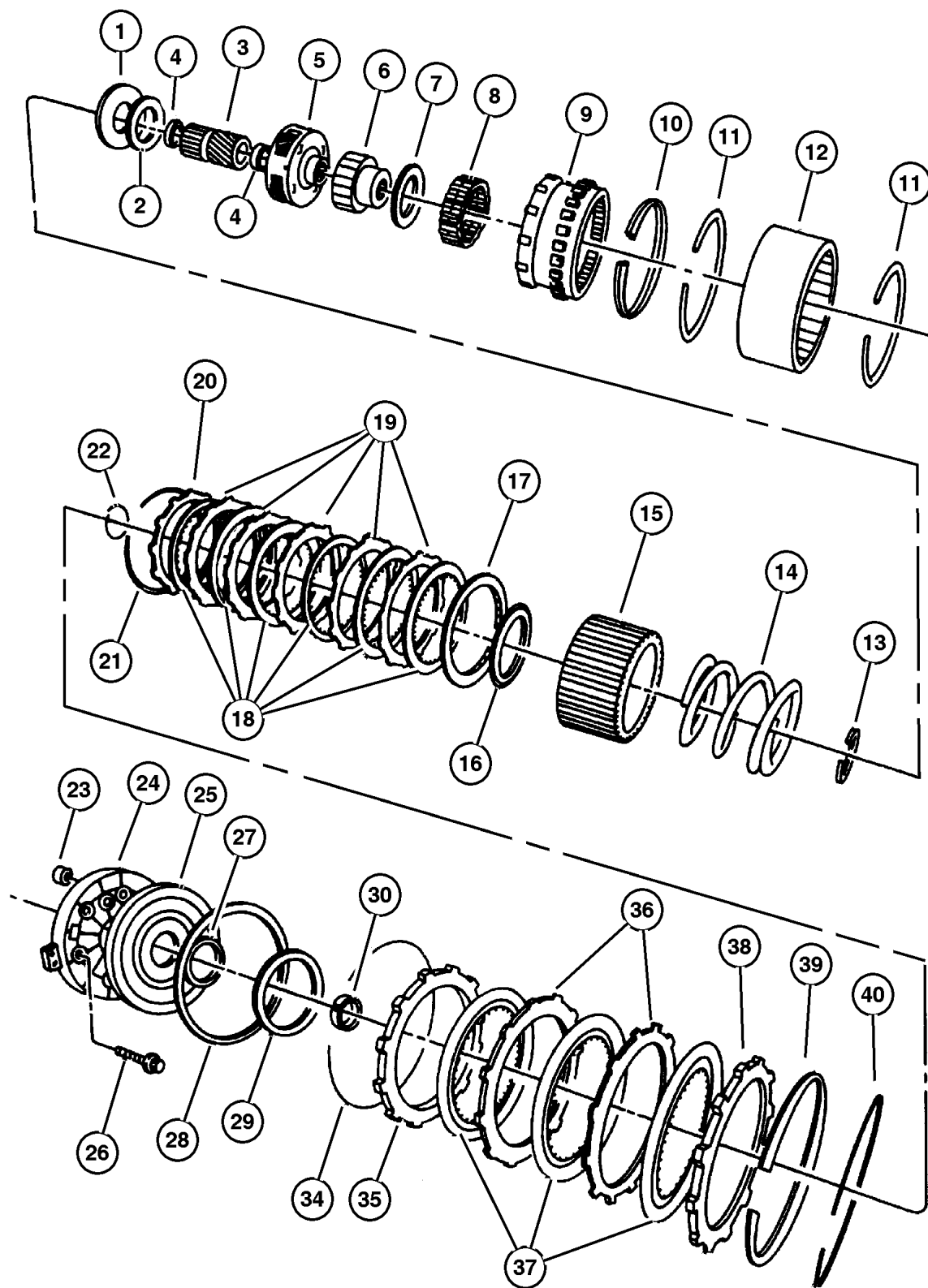
JEEP GRAND CHEROKEE (ZJ)

SERIES	LINE	BODY	ENGINE	TRANSMISSION
L = Low Line	J = 4WD T = 2WD	74 = 4 Door	ERH, ER0 = 4.0L Power Tech I-6. ELF, EL0 = 5.2L V8 MPI EML, EM0 = 5.9L V8 MPI	DGW = 4 Speed Auto. 44RE DGK = 4 Speed Auto. 42RE DGT = 4 Speed Auto. 46RE DGO = All Speed Auto.

AR = Use as required - = Non illustrated part # = New this model year

October 20, 2004

Clutch, 44RE (DGW)
Figure 44RE-1010



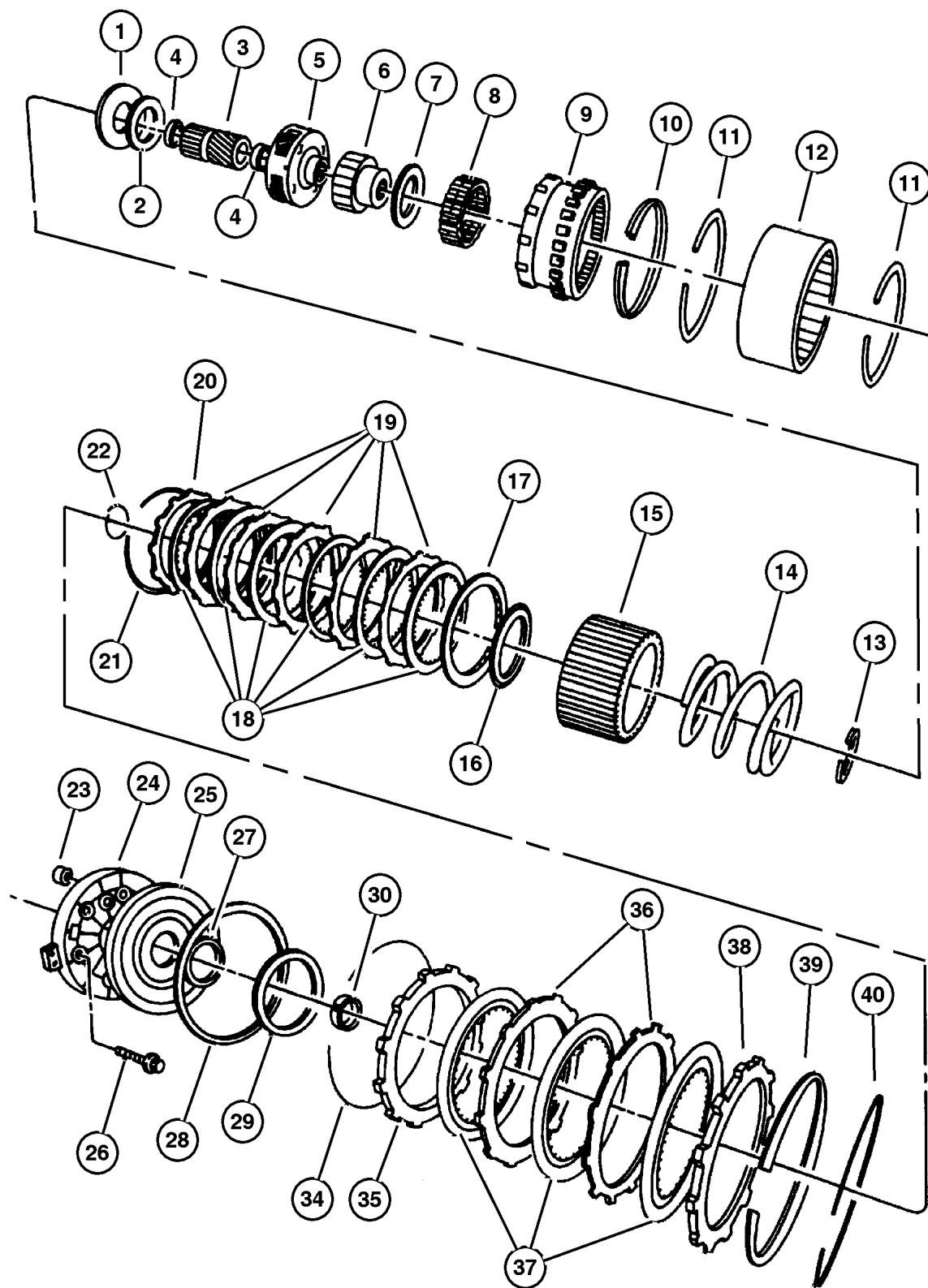
ITEM	PART NUMBER	QTY	LINE	SERIES	BODY	ENGINE	TRANS	TRIM	DESCRIPTION
	4412 583	1	T			EL0	DGW		Piston Retainer
24		1	J			EL0	DGW		Piston Retainer
	4617 246	1	T			EL0	DGW		RETAINER, Transmission Overdrive Clutch Piston
25		1	J			EL0	DGW		PISTON, Overdrive Clutch
	5211 8599	1	J			EM0	DGW		
		1	T			EL0	DGW		
26		1	J			EL0	DGW		
	6033 479	6	T			EL0	DGW		BOLT, Hex Head, .25-28x1-5/8
		6	J			EL0	DGW		
27		1	T			EL0	DGW		SEAL, Overdrive Clutch Piston Inner
	4431 697	1	J			EL0	DGW		Inner
28		1	T			EL0	DGW		SEAL, Overdrive Clutch Piston Outer
	4431 696	1	J			EL0	DGW		Outer
29		1	T			ER0	DGK		PLATE, Transmission O/Drive Clutch .123' - .125'
	4431 585	1	J			ER0	DGK		.123' - .125'
	4431 586	1	T			ER0	DGK		.153' - .155'
		1	J			ER0	DGK		.153' - .155'
	4431 587	1	T			ER0	DGK		.183' - .185'
		1	J			ER0	DGK		.183' - .185'
	4431 588	1	T			ER0	DGK		.213' - .215'
		1	J			ER0	DGK		.213' - .215'
	4431 590	1	T			ER0	DGK		.243' - .245'
		1	J			ER0	DGK		.243' - .245'
	4431 731	1	T			ER0	DGK		.138' - .140'
		1	J			ER0	DGK		.138' - .140'
	4431 732	1	T			ER0	DGK		.168' - .170'
		1	J			ER0	DGK		.168' - .170'
	4431 733	1	T			ER0	DGK		.198' - .200'
		1	J			ER0	DGK		.198' - .200'
	4431 734	1	T			ER0	DGK		.228' - .230'
		1	J			ER0	DGK		.228' - .230'
	4431 735	1	T			ER0	DGK		.258' - .260'
		1	J			ER0	DGK		.258' - .260'
30		1	T						SPACER, Intermediate Shaft, 1.58mm

JEEP GRAND CHEROKEE (ZJ)
 SERIES LINE BODY ENGINE TRANSMISSION
 L = Low Line J = 4WD 74 = 4 Door ERH, ER0 = 4.0L Power Tech I-6. DGW = 4 Speed Auto. 44RE
 ELF, EL0 = 5.2L V8 MPI DGK = 4 Speed Auto. 42RE
 EML, EM0 = 5.9L V8 MPI DGT = 4 Speed Auto. 46RE
 DG0 = All Speed Auto.

AR = Use as required - = Non illustrated part # = New this model year

October 20, 2004

Clutch, 44RE (DGW)
Figure 44RE-1010



ITEM	PART NUMBER	QTY	LINE	SERIES	BODY	ENGINE	TRANS	TRIM	DESCRIPTION
	4431 916	1	J			ER0	DGK		.158
		1	T			ER0	DGK		.158
-31	4431 917	1	J			ER0	DGK		SPACER, Intermediate Shaft, .175
		1	T			ER0	DGK		.175' Thick
-32	4431 918	1	J			ER0	DGK		SPACER, Intermediate Shaft, .193
		1	T			ER0	DGK		.193' Thick
-33	4431 919	1	J			ER0	DGK		SPACER, Intermediate Shaft, .211
		1	T			ER0	DGK		.211' Thick
34	4461 082	1	T			EL0	DGW		SNAP RING, Overdrive Clutch, Round 7" O.D.
35									PLATE, Transmission Clutch Reaction
	4461 048	1	T			ER0	DGK		
		1	J			ER0	DGK		
36									PLATE, Transmission Clutch Reaction
	4461 047	1	T			EL0	DGW		
		2	T			ER0	DGK		
37									DISC, Direct Clutch
	4461 181	4	T			ER0	DGK		
		3	J			ER0	DGK		
38									PLATE, Transmission Clutch Reaction
	4461 033	1	T			ER0	DGK		
		1	J			ER0	DGK		
39									SPRING, Overdrive Clutch
	4461 066	1	T			ER0	DGK		
		1	J			ER0	DGK		
40									SNAP RING, 6.50 OD
	4461 065	1	T			ER0	DGK		
		1	J			ER0	DGK		

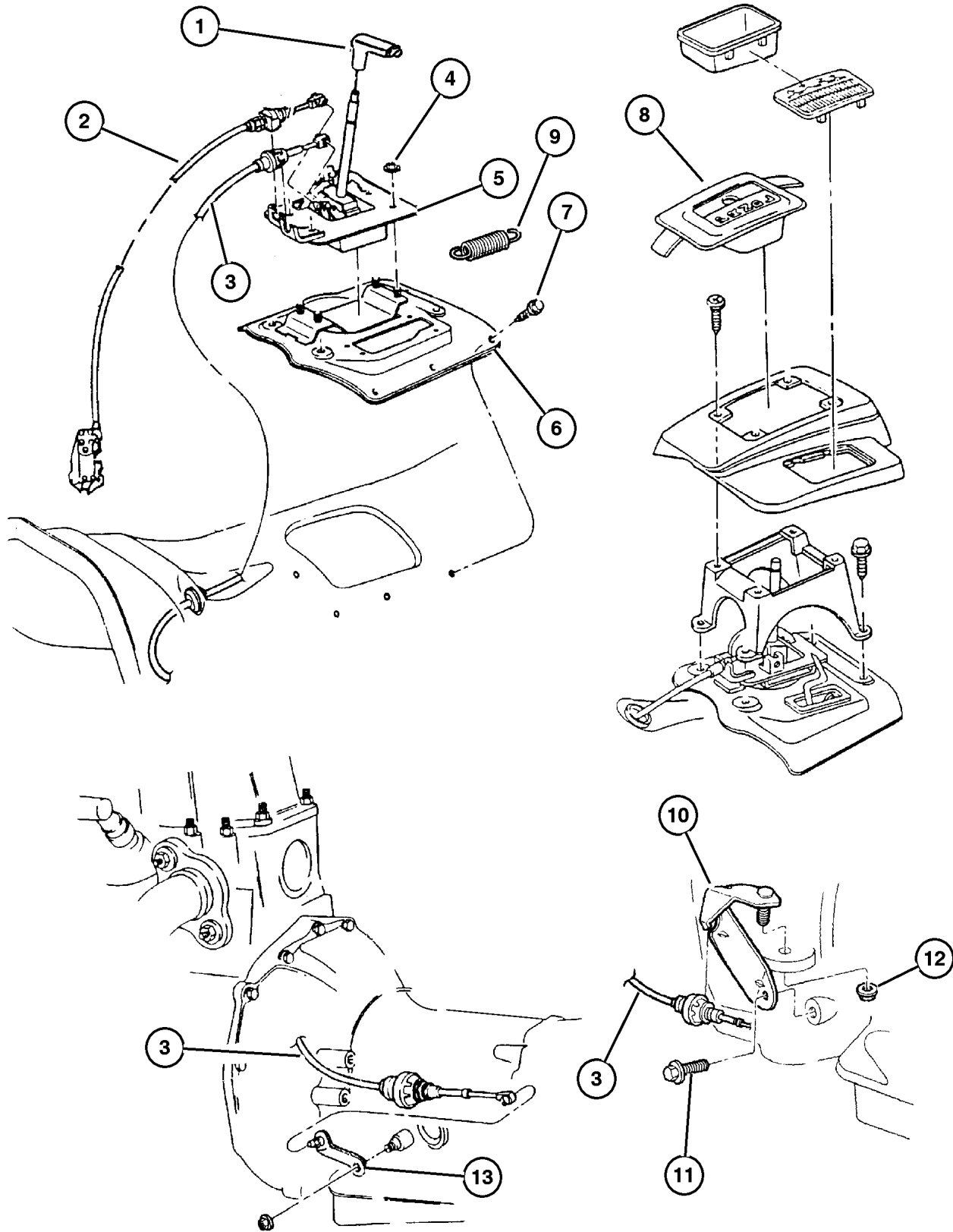
JEEP GRAND CHEROKEE (ZJ)
 SERIES LINE BODY ENGINE TRANSMISSION
 L = Low Line J = 4WD 74 = 4 Door ERH, ER0 = 4.0L Power Tech I-6. DGW = 4 Speed Auto. 44RE
 ELF, EL0 = 5.2L V8 MPI DGK = 4 Speed Auto. 42RE
 EML, EM0 = 5.9L V8 MPI DGT = 4 Speed Auto. 46RE
 DG0 = All Speed Auto.

AR = Use as required - = Non illustrated part # = New this model year

October 20, 2004

**Controls, 44RE (DGW)
Figure 44RE-1210**

ITEM	PART NUMBER	QTY	LINE	SERIES	BODY	ENGINE	TRANS	TRIM	DESCRIPTION
1	5300 7750	1				EL0, ER0	DG0		HANDLE, Gearshift, Trans. Gearshift
2	5207 8961	1					DG0		CABLE, Park Interlock
3	5210 4095	1					DG0		CABLE, Gearshift Control
4	6101 695	4					DG0		NUT, Hex Flange Lock, M8x1.25, Shifter Hsg. Mounting
5	5210 4067	1					DG0		HOUSING AND LEVER, Shifter
6	5529 5725	1	J				DG0		COVER, Gearshift
7	5207 8723	1				EL0, EM0, ER0	DGK, DGW		LEVER, Throttle Valve
8	5511 6071	1					DG0		BEZEL, Floor Console
9	5300 3350	1					DG0		SPRING, Pawl Return, Pawl Return
10	5207 8255	1					DG0		BRACKET, Shift Cable, Shift Cable Mounting
11	5300 9055	1					DG0		SPRING, Throttle Valve Return
12	5207 8867	1				EL0, EM0, ER0	DGK, DGW		BRACKET, Cable
13									SCREW AND WASHER, .375-16x1. 00
	0181 112	1					DGK, DGW		



JEEP GRAND CHEROKEE (ZJ)				
SERIES	LINE	BODY	ENGINE	TRANSMISSION
L = Low Line	J = 4WD T = 2WD	74 = 4 Door	ERH, ER0 = 4.0L Power Tech I-6. ELF, EL0 = 5.2L V8 MPI EML, EM0 = 5.9L V8 MPI	DGW = 4 Speed Auto. 44RE DGK = 4 Speed Auto. 42RE DGT = 4 Speed Auto. 46RE DG0 = All Speed Auto.

AR = Use as required - = Non illustrated part # = New this model year

October 20, 2004

Group – 242

Transfer Case Model 242

GROUP 242 - Transfer Case Model 242

Illustration Title

Group-Fig. No.

Transfer Case Assembly

Transfer Case Select Trac (DHP) Fig. 242-110

Case and Related Parts

Case, Extension And Miscellaneous Parts Select Trac [DHP] Fig. 242-210

Gear Train

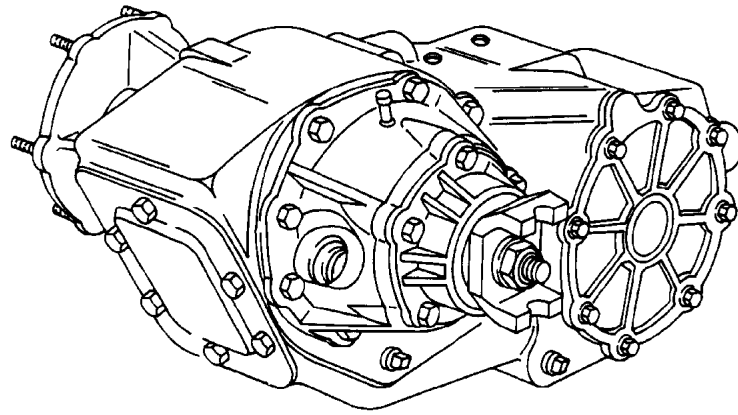
Gear Train Select Trac [DHP] Fig. 242-410

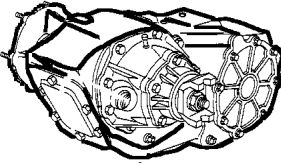
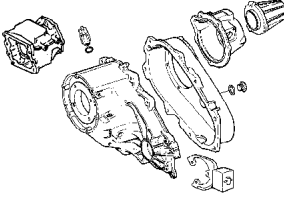
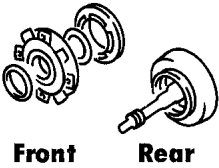
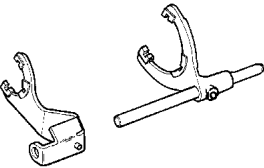

Fork and Rails

Forks, Rails - Shifting Select Trac [DHP] Fig. 242-910

Gearshift Controls

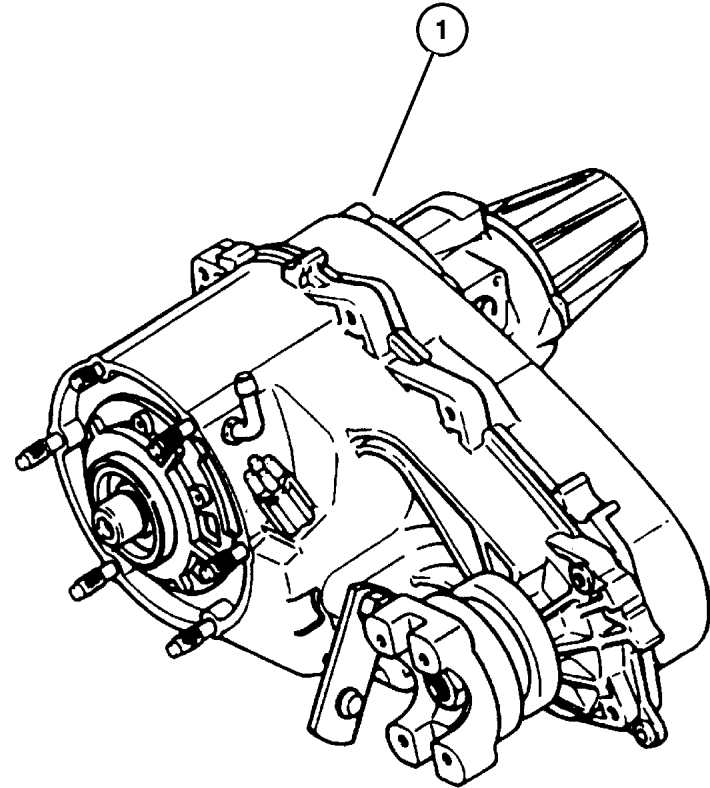
Conrols, Shift Select Trac [DHP] Fig. 242-1210



<p>242-100 Transfer Case Assembly</p> 	<p>242-200 Case and Related Parts</p> 	<p>242-400 Gear Train</p>  <p style="text-align: center;">Front Rear</p>	<p>242-900 Fork and Rails</p> 
<p>242-1200 Gearshift Controls</p> 			

Transfer Case Select Trac (DHP)
Figure 242-110

ITEM	PART NUMBER	QTY	LINE	SERIES	BODY	ENGINE	TRANS	TRIM	DESCRIPTION
1	5209 8917	1	J			ER0	DG0		TRANSFER CASE, NP242, With Stamp # 52098917 & SALES CODES [ER0 + DG0 + DHP]



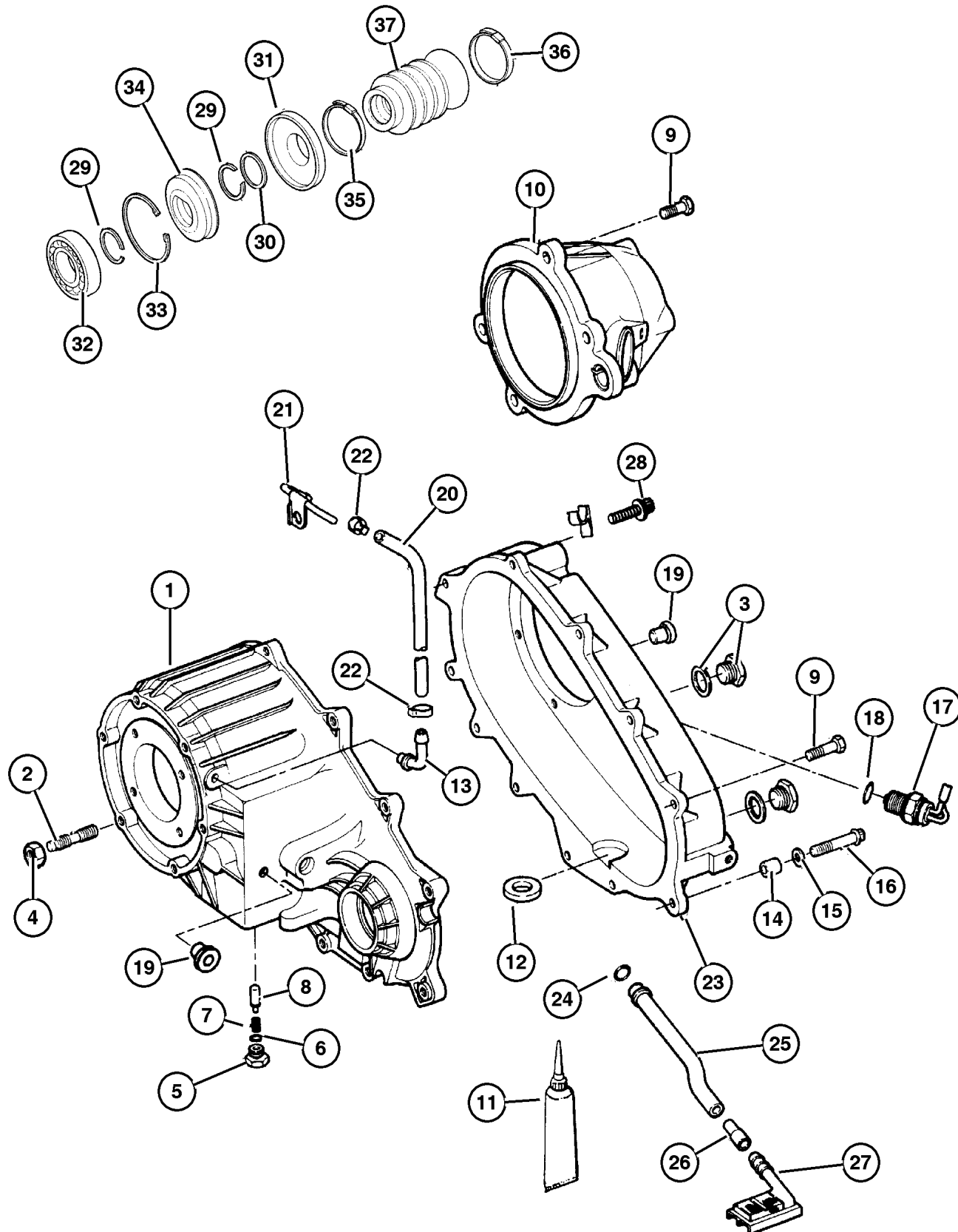
JEEP GRAND CHEROKEE (ZJ)				
SERIES	LINE	BODY	ENGINE	TRANSMISSION
L = Low Line	J = 4WD T = 2WD	74 = 4 Door	ERH, ER0 = 4.0L Power Tech I-6. ELF, EL0 = 5.2L V8 MPI EML, EM0 = 5.9L V8 MPI	DGW = 4 Speed Auto. 44RE DGK = 4 Speed Auto. 42RE DGT = 4 Speed Auto. 46RE DG0 = All Speed Auto.

AR = Use as required - = Non illustrated part # = New this model year

October 20, 2004

Case, Extension And Miscellaneous Parts Select Trac [DHP]
Figure 242-210

ITEM	PART NUMBER	QTY	LINE	SERIES	BODY	ENGINE	TRANS	TRIM	DESCRIPTION
1	4856 389	1	J			ER0	DG0		CASE, Transfer Front
2	4505 365	6	J			ER0	DG0		STUD
3	4856 641	2	J			ER0	DG0		PLUG, Oil Fill
4	J400 6681	6	J						NUT AND CONED WASHER, Hex, .375-24
5	4886 473AA	1	J			ER0	DG0		SCREW
6	4167 963	1	J			ER0	DG0		SEAL, O-Ring
7	4638 497	1	J			ER0	DG0		SPRING, Shift Detent
8	5300 8217	1	J			ER0	DG0		PLUNGER
9	4210 617	12	J			ER0	DG0		BOLT, Transfer Case
10	4856 391	1	J			ER0	DG0		RETAINER, Transfer Case Rear
11	4318 025	1	J			ER0	DG0		SEALANT, RTV
12	3681 601	1	J			ER0	DG0		MAGNET, Transmission
13	4796 910	1	J			ER0	DG0		VENT, Transfer Case
14	4116 310	2	J			ER0	DG0		DOWEL, Transfer Case
15	4210 983	2	J			ER0	DG0		WASHER, Flat
16	4210 614	2	J			ER0	DG0		BOLT, Hex Flange Head
17	5600 6755	1	J			ER0	DG0		SWITCH, Transfer Case Mode, Transfer Case Indicator
18	4338 956	2	J			ER0	DG0		SEAL, Vacuum Switch
19	0015 105	1	J			ER0	DG0		PLUG, Transmission Case
20	4443 176	1	J						HOSE, Fuel, .31 I.D. 50 Foot Roll
21	4796 910	1	J			ER0	DG0		VENT, Transfer Case
22	6502 081	2	J						CLAMP, Oil Cooler Line
23	4886 373AA	1	J			ER0	DG0		CASE, Transfer Case Rear, With Stamp # (52098917, Rear
24	4338 942	1	J			ER0	DG0		SEAL, Oil
25	8350 3523	1	J			ER0	DG0		TUBE, Oil Pickup
26	4338 944	1	J			ER0	DG0		CONNECTOR, Oil Tube Pickup
27	4338 943	1	J			ER0	DG0		FILTER, Transfer Case Oil
28	J813 0979	1	J			ER0	DG0		BOLT, Twelve Point Head, M10x1.5x48
29	J813 4488	2	J			ER0	DG0		SNAP RING, Bearing, Retainer
30	4798 118	1	J			ER0	DG0		WASHER
31	4798 119	1	J			ER0	DG0		SLINGER, Oil
32	4338 892	1	J			ER0	DG0		BEARING
33	4798 116	1	J			ER0	DG0		SNAP RING
34	4798 117	1	J			ER0	DG0		SEAL, Output Shaft
35	4798 121	1	J			ER0	DG0		CLAMP, Boot
36	4798 122	1	J			ER0	DG0		CLAMP, Boot
37	4798 123	1	J			ER0	DG0		BOOT, Driveshaft

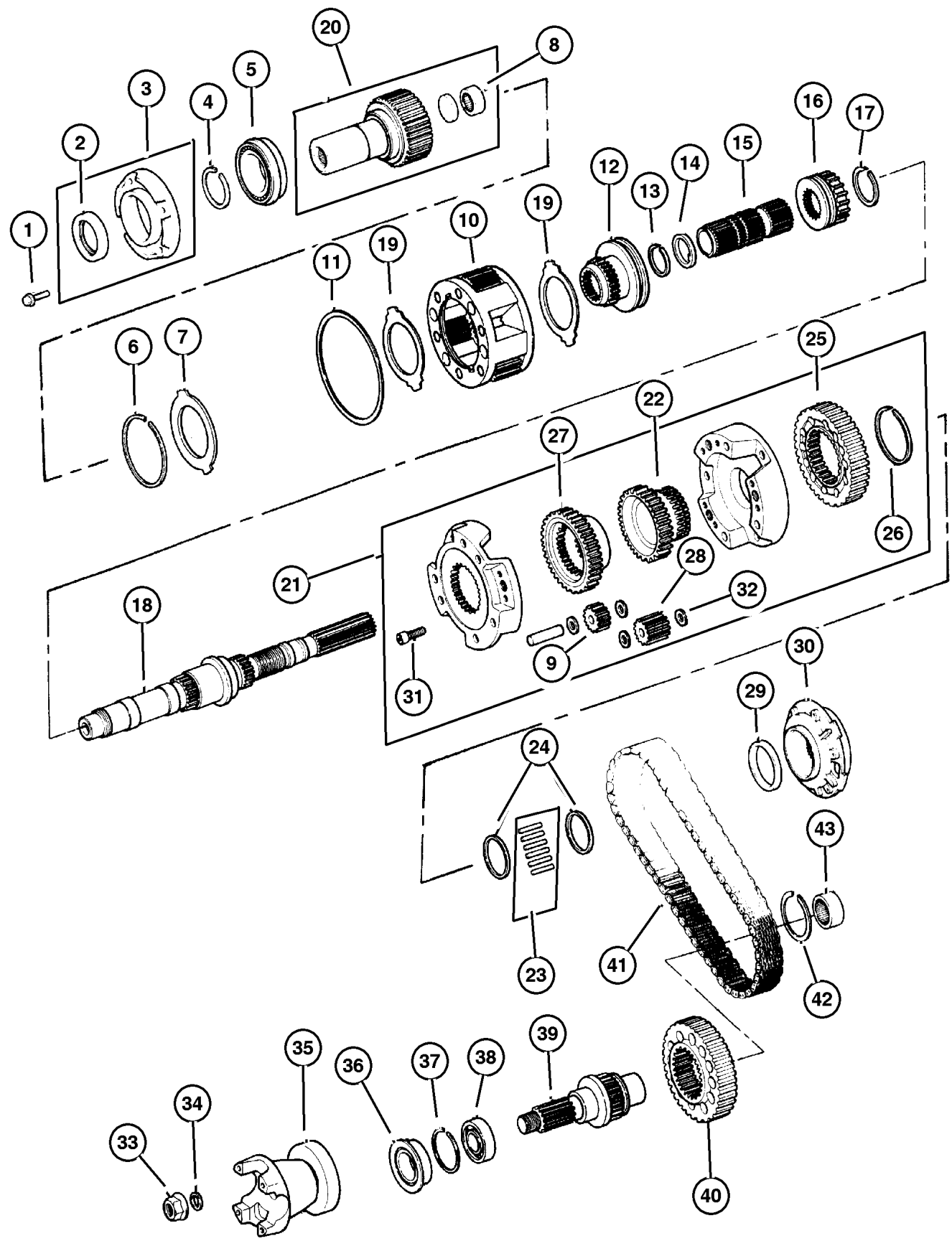


JEEP GRAND CHEROKEE (ZJ)
 SERIES LINE BODY ENGINE TRANSMISSION
 L = Low Line J = 4WD 74 = 4 Door ERH, ER0 = 4.0L Power Tech I-6. DGW = 4 Speed Auto. 44RE
 ELF, EL0 = 5.2L V8 MPI DGK = 4 Speed Auto. 42RE
 EML, EM0 = 5.9L V8 MPI DGT = 4 Speed Auto. 46RE
 DG0 = All Speed Auto.

AR = Use as required - = Non illustrated part # = New this model year

October 20, 2004

**Gear Train Select Trac [DHP]
Figure 242-410**



ITEM	PART NUMBER	QTY	LINE	SERIES	BODY	ENGINE	TRANS	TRIM	DESCRIPTION
1	6500 318	4	J			ER0	DG0		BOLT
2	4167 929	1	J			ER0	DG0		SEAL, Input Gear
3	4338 973	1	J			ER0	DG0		EXTENSION, Transfer Case
4	3821 558	1	J			ER0	DG0		SNAP RING
5	4746 155	1	J			ER0	DG0		BEARING, Input Gear
6	4338 910	1	J			ER0	DG0		SNAP RING
7	4338 909	1	J			ER0	DG0		RING
8	8350 3507	1	J			ER0	DG0		BEARING, Input Shaft
9	8350 4170	3	J			ER0	DG0		GEAR, Planetary, Narrow (Also serviced in item#21)
10	4796 903	1	J			ER0	DG0		PLANETARY, Transfer Case
11	4219 065	1	J			ER0	DG0		SNAP RING, Annulus Gear
12	4798 279	1	J			ER0	DG0		SLEEVE, Shift Range
13	8350 3540	1	J			ER0	DG0		SNAP RING
14	8350 3539	1	J			ER0	DG0		WASHER, Intermediate Sleeve
15	4798 277	1	J			ER0	DG0		SHAFT, Intermediate
16	8350 3542	1	J			ER0	DG0		SLEEVE, Mode Synchronizer
17	8350 3537	1	J			ER0	DG0		SNAP RING
18	4798 145	1	J			ER0	DG0		MAINSHAFT, Transfer Case
19	4338 908	2	J			ER0	DG0		THRUST WASHER, Planetary Carrier
20	4798 126	1	J			ER0	DG0		GEAR, Input
21	8350 3529	1	J			ER0	DG0		CARRIER, Differential
22	8350 3530	1	J			ER0	DG0		GEAR, Differential Drive
23	8350 3543	1	J			ER0	DG0		BEARING PACKAGE, Transfer Case
24	8350 3533	2	J			ER0	DG0		SPACER, Sprocket
25	8350 3531	1	J			ER0	DG0		SPROCKET, Transfer Case
26	8350 3532	1	J			ER0	DG0		SNAP RING, Retaining
27	8350 3536	1	J			ER0	DG0		SPROCKET, Differential
28	8350 4169	3	J			ER0	DG0		GEAR, Planetary, Wide
29	4210 603	1	J			ER0	DG0		SEAL, Main Shaft
30	4338 936	1	J			ER0	DG0		PUMP, Transfer Case Oil
31	3820 898	3	J			ER0	DG0		SCREW, Also serviced in item# 21
32	8350 4168	12	J			ER0	DG0		WASHER, Differential Gear, Also serviced in item# 21
33	4167 924	1	J			ER0	DG0		NUT, Transfer Case Yoke
34	4210 973	1	J			ER0	DG0		WASHER, Transfer Case Yoke, Rubber
35	4798 138	1	J			ER0	DG0		YOKE, Transfer Case, Transfer Case Front
36	4798 125	1	J			ER0	DG0		SEAL, Output Shaft
37	0893 31A	1	J			ER0	DG0		SNAP RING, Snap Bearing Front

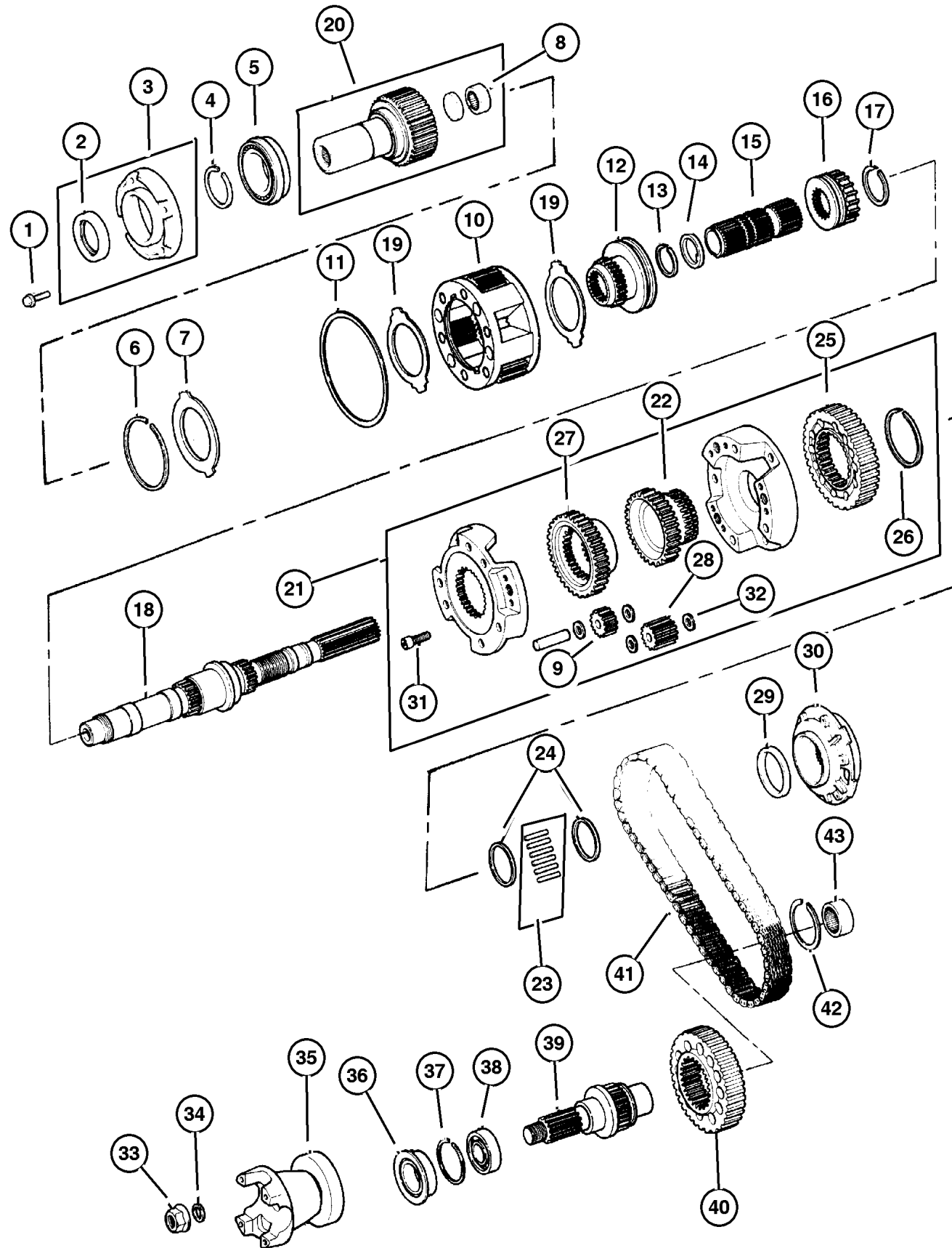
JEEP GRAND CHEROKEE (ZJ)

SERIES	LINE	BODY	ENGINE	TRANSMISSION
L = Low Line	J = 4WD T = 2WD	74 = 4 Door	ERH, ER0 = 4.0L Power Tech I-6. ELF, EL0 = 5.2L V8 MPI EML, EM0 = 5.9L V8 MPI	DGW = 4 Speed Auto. 44RE DGK = 4 Speed Auto. 42RE DGT = 4 Speed Auto. 46RE DG0 = All Speed Auto.

AR = Use as required - = Non illustrated part # = New this model year

October 20, 2004

**Gear Train Select Trac [DHP]
Figure 242-410**



ITEM	PART NUMBER	QTY	LINE	SERIES	BODY	ENGINE	TRANS	TRIM	DESCRIPTION
38	4338 321	1	J			ER0	DG0		BEARING
39	4746 321	1	J			ER0	DG0		OUTPUT SHAFT, Transfer Case
40	8350 3531	1	J			ER0	DG0		SPROCKET, Transfer Case
41	8350 4575	1	J			ER0	DG0		CHAIN, Transfer Case
42	0893 31A	1	J			ER0	DG0		SNAP RING
43	4269 189	1	J			ER0	DG0		BEARING, Output Shaft

JEEP GRAND CHEROKEE (ZJ)

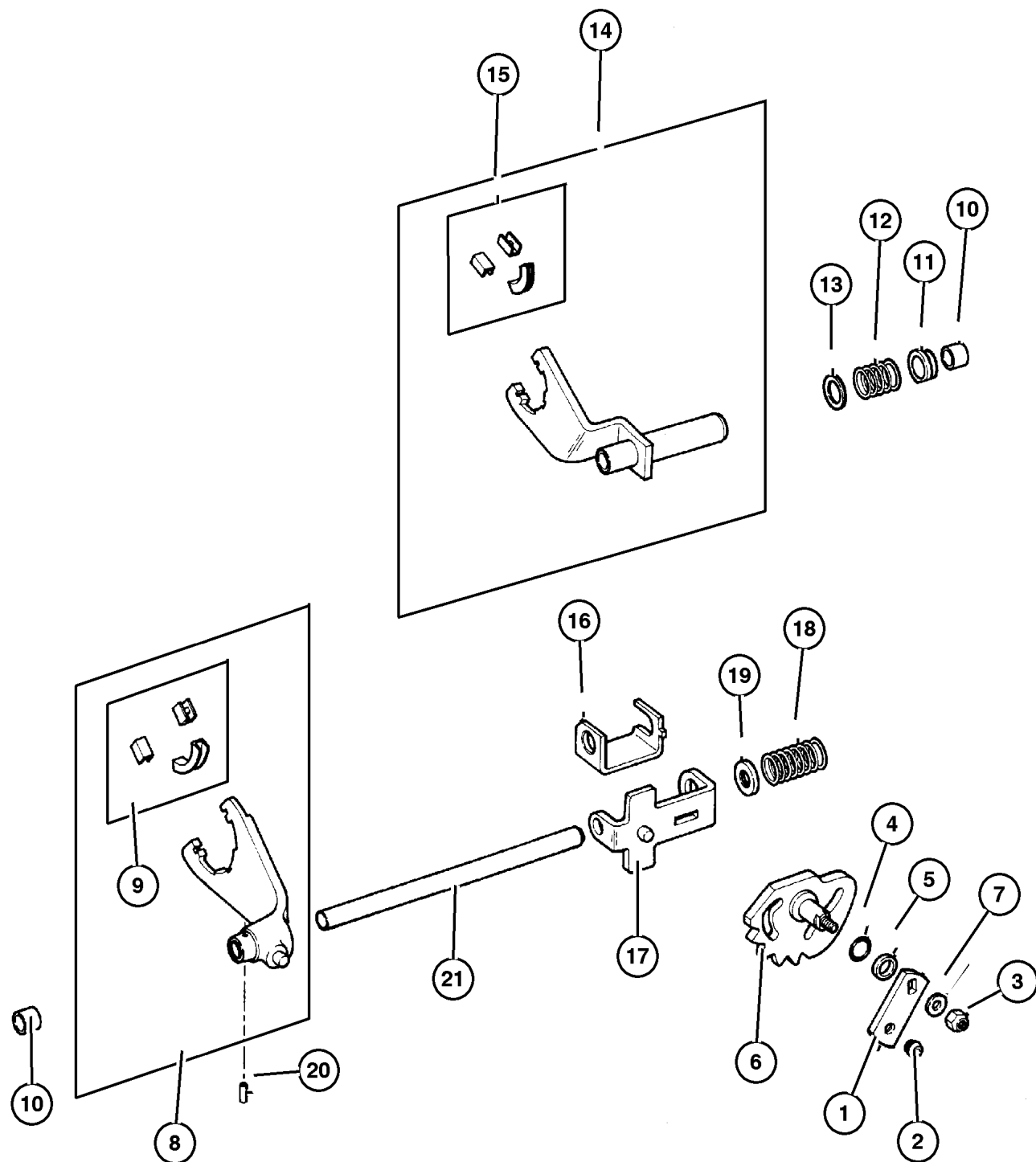
SERIES	LINE	BODY	ENGINE	TRANSMISSION
L = Low Line	J = 4WD T = 2WD	74 = 4 Door	ERH, ER0 = 4.0L Power Tech I-6. ELF, EL0 = 5.2L V8 MPI EML, EM0 = 5.9L V8 MPI	DGW = 4 Speed Auto. 44RE DGK = 4 Speed Auto. 42RE DGT = 4 Speed Auto. 46RE DG0 = All Speed Auto.

AR = Use as required - = Non illustrated part # = New this model year

October 20, 2004

Forks, Rails - Shifting Select Trac [DHP]
Figure 242-910

ITEM	PART NUMBER	QTY	LINE	SERIES	BODY	ENGINE	TRANS	TRIM	DESCRIPTION
1	5300 4227	1	J			ER0	DG0		LEVER, Transfer Case
2	5300 4810	1	J			ER0	DG0		BUSHING, Shift Lever, Shift Lever
3	0152 345	1	J			ER0	DG0		NUT, Hex Flange Lock
4	4167 963	1	J			ER0	DG0		SEAL, O-Ring
5	4167 964	1	J			ER0	DG0		RETAINER, Rear Clutch, Shift Lever
6	4638 949	1	J			ER0	DG0		SECTOR, Transfer Case
7									WASHER, (NOT SERVICED) (Not Serviced)
8	8350 3508	1	J			ER0	DG0		FORK, Range, Range Shift
9	4167 969	4	J			ER0	DG0		PAD, Shift Fork
10	J813 4291	2	J			ER0	DG0		BUSHING, Shift Fork, Mode Shift Rail
11	4338 945	1	J			ER0	DG0		BUSHING, Shift Rail
12	8350 3513	1	J			ER0	DG0		SPRING, Mode Shift Fork, Mode Shift Rail
13	8350 3512	1	J			ER0	DG0		WASHER, Flat, Mode Shift Rail
14	4638 950	1	J			ER0	DG0		FORK, Transfer Case Mode Shift, Mode Shift
15									PAD, Shift Fork Center
	4167 970	1	J			ER0	DG0		
	4338 376	1	J			ER0	DG0		
16	8350 3511	1	J			ER0	DG0		BRACKET, Shift Mode, Shift, Inner
17	8350 3510	1	J			ER0	DG0		BRACKET, Shift Mode, Shift, Outer
18	8350 3516	1	J			ER0	DG0		SPRING, Mode Shift Fork
19	8350 3515	1	J			ER0	DG0		CUP, Shift Fork Spring
20	1664 355	1	J			ER0	DG0		PIN, Shift Fork, Shift Fork
21	8350 4469	1	J			ER0	DG0		RAIL, Transfer Case, Shift Fork



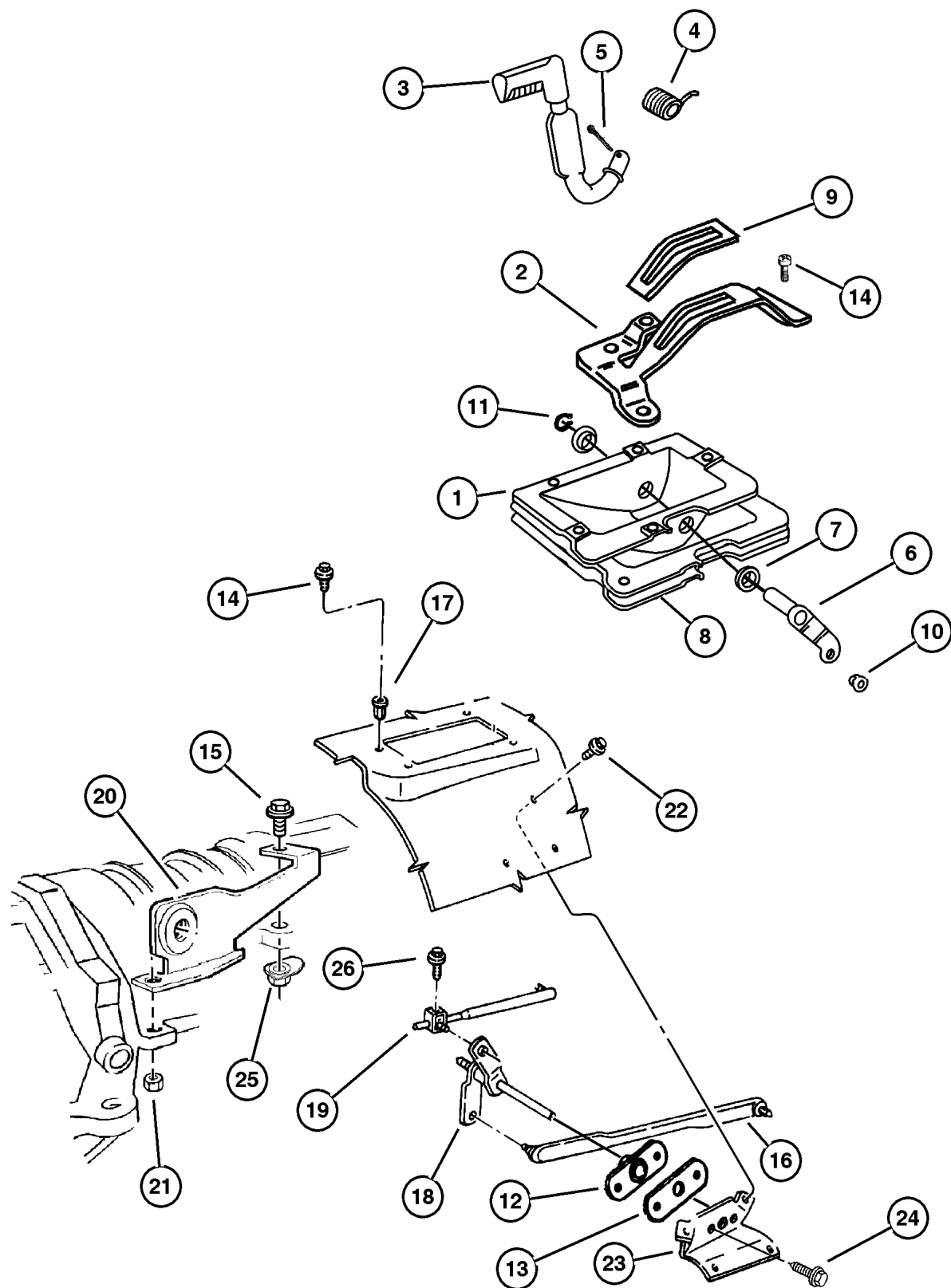
JEEP GRAND CHEROKEE (ZJ)

SERIES	LINE	BODY	ENGINE	TRANSMISSION
L = Low Line	J = 4WD T = 2WD	74 = 4 Door	ERH, ER0 = 4.0L Power Tech I-6. ELF, EL0 = 5.2L V8 MPI EML, EM0 = 5.9L V8 MPI	DGW = 4 Speed Auto. 44RE DGK = 4 Speed Auto. 42RE DGT = 4 Speed Auto. 46RE DG0 = All Speed Auto.

AR = Use as required - = Non illustrated part # = New this model year

October 20, 2004

Conrols, Shift Select Trac [DHP]
Figure 242-1210



ITEM	PART NUMBER	QTY	LINE	SERIES	BODY	ENGINE	TRANS	TRIM	DESCRIPTION
1	5207 8427	1	J						HOUSING, Shift Lever
2	5207 8757	1	J						GATE, Transfer Case Shifter
3	5207 8762	1	J						LEVER, Transfer Case Shifter
4	5210 4021	1	J						SPRING, Transfer Case Lever
5	J400 6723	1	J						PIN, Cotter, Transfer Case
6	5207 8760	1	J						LEVER, Selector
7	5300 0639	2	J						BUSHING, Shift Control
8	5207 8059	1	J						GASKET, Shift Lever Housing
9	5207 8759	1	J						LINER, Transfer Case Selector
10	3575 333	AR	J						GROMMET, Control Rod Front
11	1150 5389	1	J						SNAP RING, Retaining
12	5207 8134	1	J						BEARING, Transfer Case Shift
13	5300 5154	1	J						GASKET, Gearshift Control Rod
14	3420 1277	1	J						SCREW, Hex Head, M5x0.8x16.00
15	6101 062	2	J				DGK, DGW		SCREW AND WASHER, Hex Head, M10x1.5x40
16	5207 8116	1	J			ER0	DGK		ROD, Gear Shift Control, Transfer Case, Transfer Case Shift Lever
17									RIVET, (NOT SERVICED) (Not Serviced)
18	5207 8665	1	J						TORQUE SHAFT, Transfer Case, Transfer Case Shaft
19	5207 8113	1	J						ROD, Gear Shift Control, Transfer Case, Gear Selector
20	5210 4222	1	J			ER0	DGK		BRACKET, Torque Shaft
21	6502 337	1	J				DGK, DGW		NUT, M10x1.5, w/ WASHER M10x1. 50 ***
22	6503 809	4	J						SCREW
23	5207 8022	1	J						BRACKET, Torque Bearing
24	6032 518	2	J						SCREW AND WASHER, Hex Head, .250-14x.75
25	6503 231	1	J				DGK, DGW		NUT, Brake Line
26	J941 9683	1	J						BOLT, Hex Flange Head, .312-18x. 625, .312-18x.625

JEEP GRAND CHEROKEE (ZJ)
 SERIES LINE BODY ENGINE TRANSMISSION
 L = Low Line J = 4WD 74 = 4 Door ERH, ER0 = 4.0L Power Tech I-6. DGW = 4 Speed Auto. 44RE
 ELF, EL0 = 5.2L V8 MPI DGK = 4 Speed Auto. 42RE
 EML, EM0 = 5.9L V8 MPI DGT = 4 Speed Auto. 46RE
 DG0 = All Speed Auto.

AR = Use as required - = Non illustrated part # = New this model year

October 20, 2004

Group – 249

Transfer Case Model 249

GROUP 249 - Transfer Case Model 249

Illustration Title

Group-Fig. No.

Transfer Case Assembly

Transfer Case Model [DHR] Fig. 249-110

Case and Related Parts

Case And Extension And Miscellaneous Parts [DHR] Fig. 249-210

Gear Train

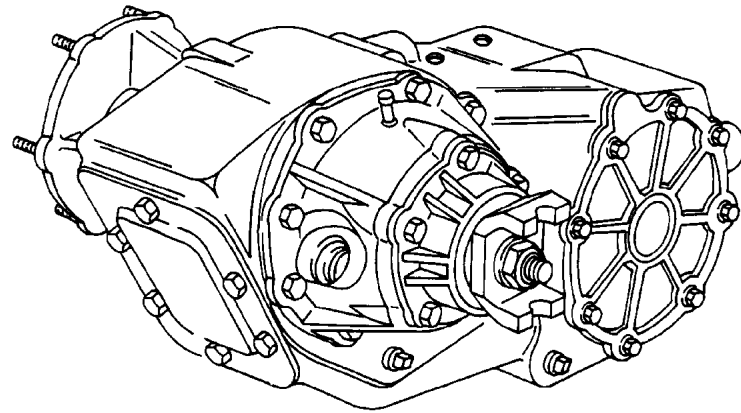
Gear Train [DHR] Fig. 249-410

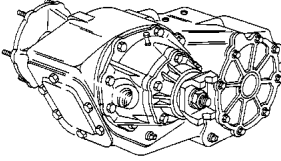
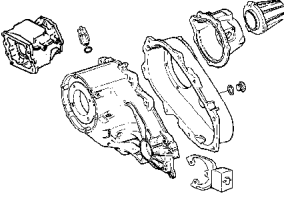

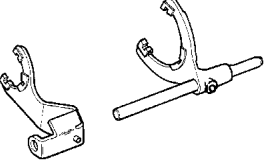
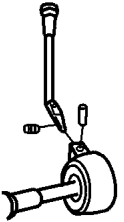
Fork and Rails

Fork And Rails - Shifting [DHR] Fig. 249-910

Gearshift Controls

Controls Shift [DHR] Fig. 249-1210

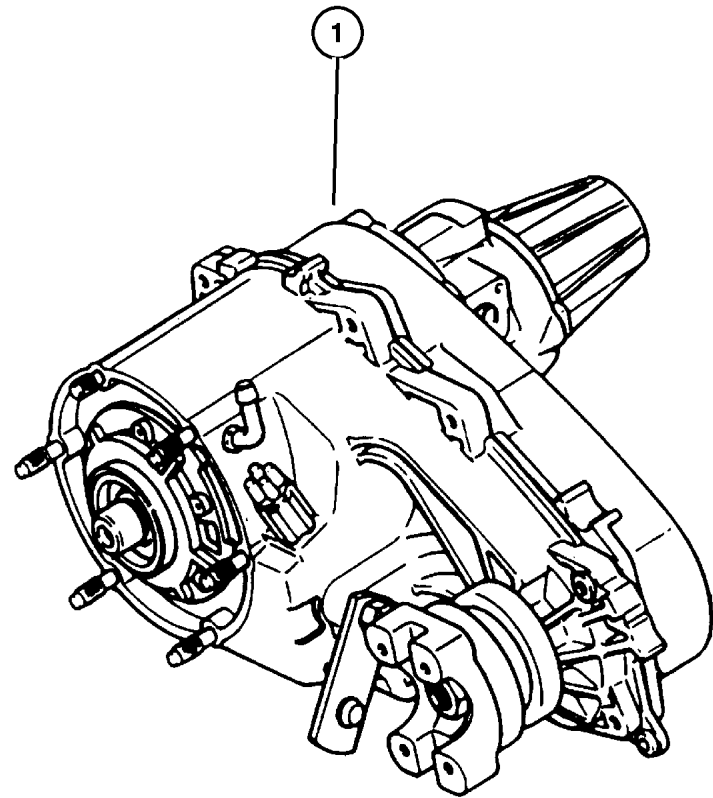


<p>249-100 Transfer Case Assembly</p> 	<p>249-200 Case and Related Parts</p> 	<p>249-400 Gear Train</p> 	<p>249-900 Fork and Rails</p> 
<p>249-1200 Gearshift Controls</p> 			

Transfer Case Model [DHR]
Figure 249-110

ITEM	PART NUMBER	QTY	LINE	SERIES	BODY	ENGINE	TRANS	TRIM	DESCRIPTION
------	-------------	-----	------	--------	------	--------	-------	------	-------------

1	5209 8916	1	J			EL0, EM0, ER0	DG0		TRANSFER CASE, NP249
---	-----------	---	---	--	--	---------------------	-----	--	----------------------

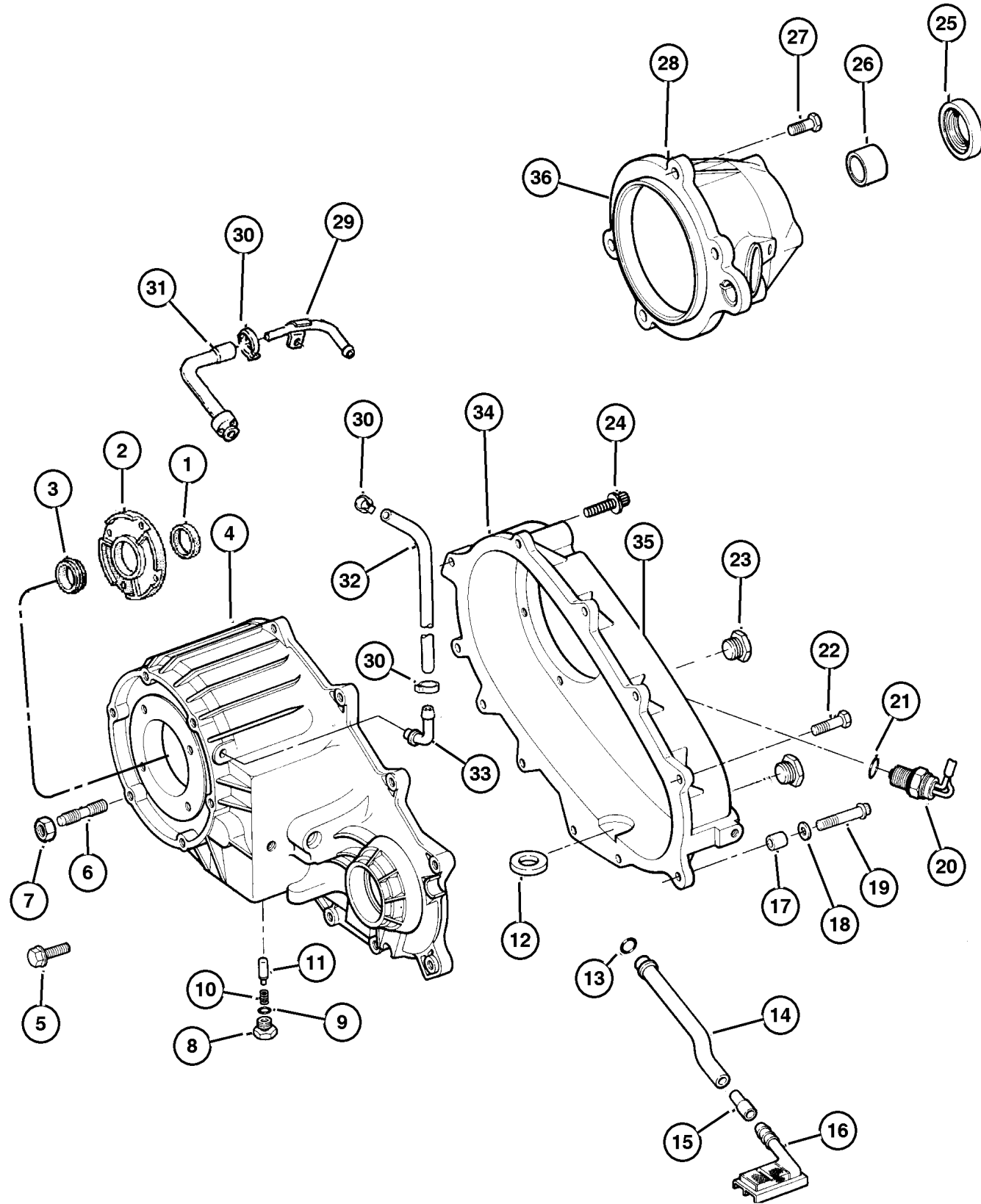


JEEP GRAND CHEROKEE (ZJ)				
SERIES	LINE	BODY	ENGINE	TRANSMISSION
L = Low Line	J = 4WD T = 2WD	74 = 4 Door	ERH, ER0 = 4.0L Power Tech I-6. ELF, EL0 = 5.2L V8 MPI EML, EM0 = 5.9L V8 MPI	DGW = 4 Speed Auto. 44RE DGK = 4 Speed Auto. 42RE DGT = 4 Speed Auto. 46RE DG0 = All Speed Auto.

AR = Use as required - = Non illustrated part # = New this model year

October 20, 2004

Case And Extension And Miscellaneous Parts [DHR]
Figure 249-210



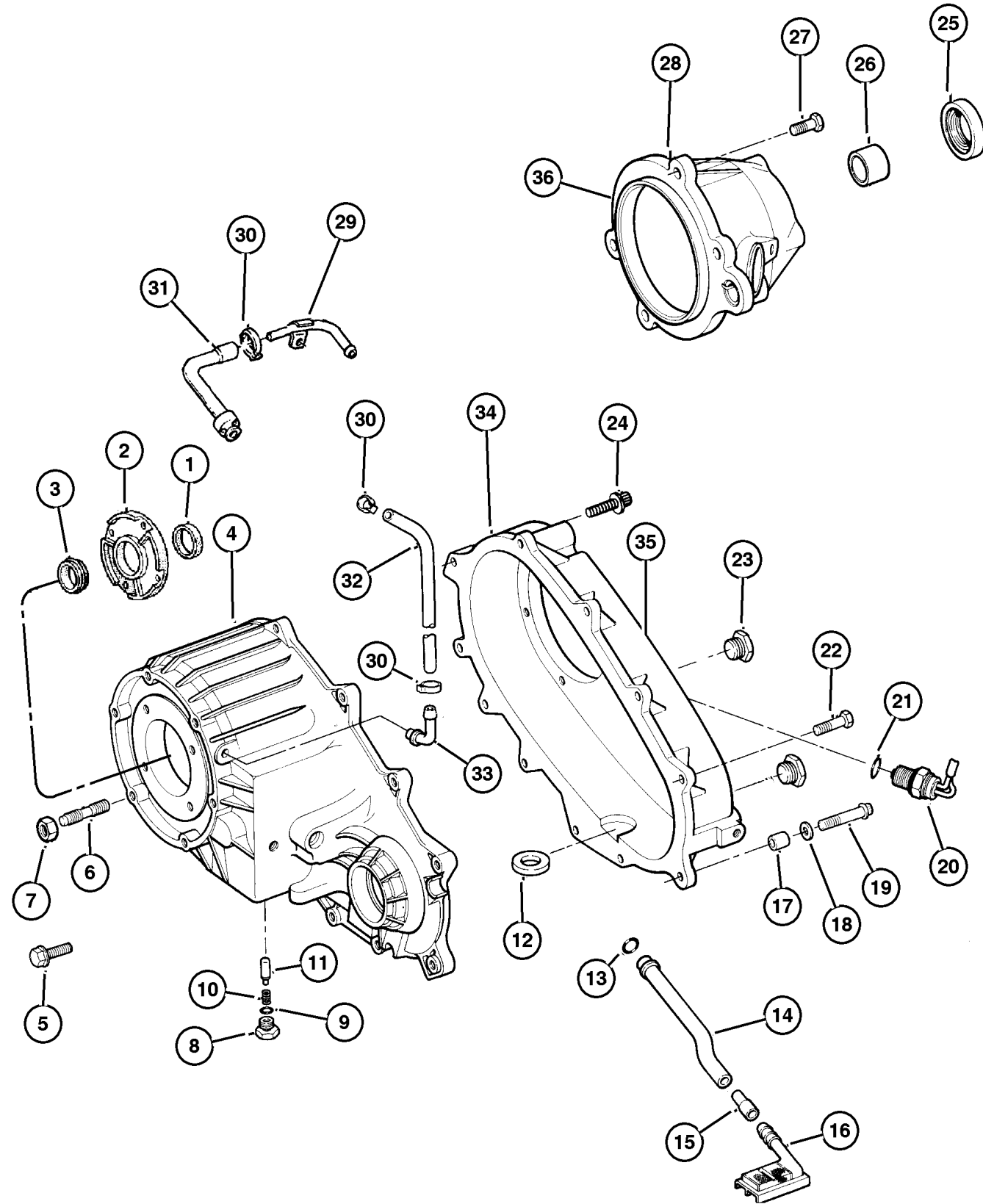
ITEM	PART NUMBER	QTY	LINE	SERIES	BODY	ENGINE	TRANS	TRIM	DESCRIPTION
1	4167 929	1	J			EL0, EM0, ER0	DG0		SEAL, Input Gear, Transfer Case Front Input
2	4338 973	1	J			EL0, EM0, ER0	DG0		EXTENSION, Transfer Case
3	4746 155	1	J			EL0, EM0, ER0	DG0		BEARING, Input Gear, Front Input Shaft
4	4798 124	1	J			EL0, EM0, ER0	DG0		CASE, Transfer Front, Front Half ***
5	6500 318	4	J			EL0, EM0, ER0	DG0		BOLT
6	4505 365	6	J			EL0, EM0, ER0	DG0		STUD, M10x1.54x36
7	J400 6681	6	J						NUT AND CONED WASHER, Hex, .375-24
8	5300 8216	1	J			EL0, EM0, ER0	DG0		SCREW, Poppet
9	4338 956	2	J			EL0, EM0, ER0	DG0		SEAL, Vacuum Switch
10	4638 497	1	J			EL0, EM0, ER0	DG0		SPRING, Shift Detent, Poppet
11	5300 8217	1	J			EL0, EM0, ER0	DG0		PLUNGER, Poppet
12	3681 601	1	J			EL0, EM0, ER0	DG0		MAGNET, Transmission
13	4338 942	1	J			EL0, EM0, ER0	DG0		SEAL, Oil
14	4638 893	1	J			EL0, EM0, ER0	DG0		TUBE, Oil Pickup

JEEP GRAND CHEROKEE (ZJ)
 SERIES LINE BODY ENGINE TRANSMISSION
 L = Low Line J = 4WD 74 = 4 Door ERH, ER0 = 4.0L Power Tech I-6. DGW = 4 Speed Auto. 44RE
 ELF, EL0 = 5.2L V8 MPI DGK = 4 Speed Auto. 42RE
 EML, EM0 = 5.9L V8 MPI DGT = 4 Speed Auto. 46RE
 DG0 = All Speed Auto.

AR = Use as required - = Non illustrated part # = New this model year

October 20, 2004

**Case And Extension And Miscellaneous Parts [DHR]
Figure 249-210**



ITEM	PART NUMBER	QTY	LINE	SERIES	BODY	ENGINE	TRANS	TRIM	DESCRIPTION
15	4338 944	1	J			EL0, EM0, ER0	DG0		CONNECTOR, Oil Tube Pickup, Oil Tube
16	4338 943	1	J			EL0, EM0, ER0	DG0		FILTER, Transfer Case Oil
17	4116 310	2	J			EL0, EM0, ER0	DG0		DOWEL, Transfer Case
18	4210 983	2	J			EL0, EM0, ER0	DG0		WASHER, Flat
19	4210 614	2	J			EL0, EM0, ER0	DG0		BOLT, Hex Flange Head
20	5600 6755	1	J			EL0, EM0, ER0	DG0		SWITCH, Transfer Case Mode, Transfer Case Indicator
21	4338 956	2	J			EL0, EM0, ER0	DG0		SEAL, Vacuum Switch
22	4210 617	7	J			EL0, EM0, ER0	DG0		BOLT, Transfer Case
23	4856 641	2	J			EL0, EM0, ER0	DG0		PLUG, Oil Fill, Fill and Drain
24	J813 0979	2	J			EL0, EM0, ER0	DG0		BOLT, Twelve Point Head, M10x1.5x48
25	4638 904	1	J			EL0, EM0, ER0	DG0		SEAL, Rear Output Shaft
26	4638 902	1	J			EL0, EM0, ER0	DG0		BUSHING, Extension Housing, Extension
27	6501 371	4	J			EL0, EM0, ER0	DG0		BOLT, Retainer, Retainer
28	4728 161	1	J			EL0, EM0, ER0	DG0		EXTENSION, Transfer Case

JEEP GRAND CHEROKEE (ZJ)
 SERIES LINE
 L = Low Line J = 4WD
 T = 2WD

BODY
 74 = 4 Door

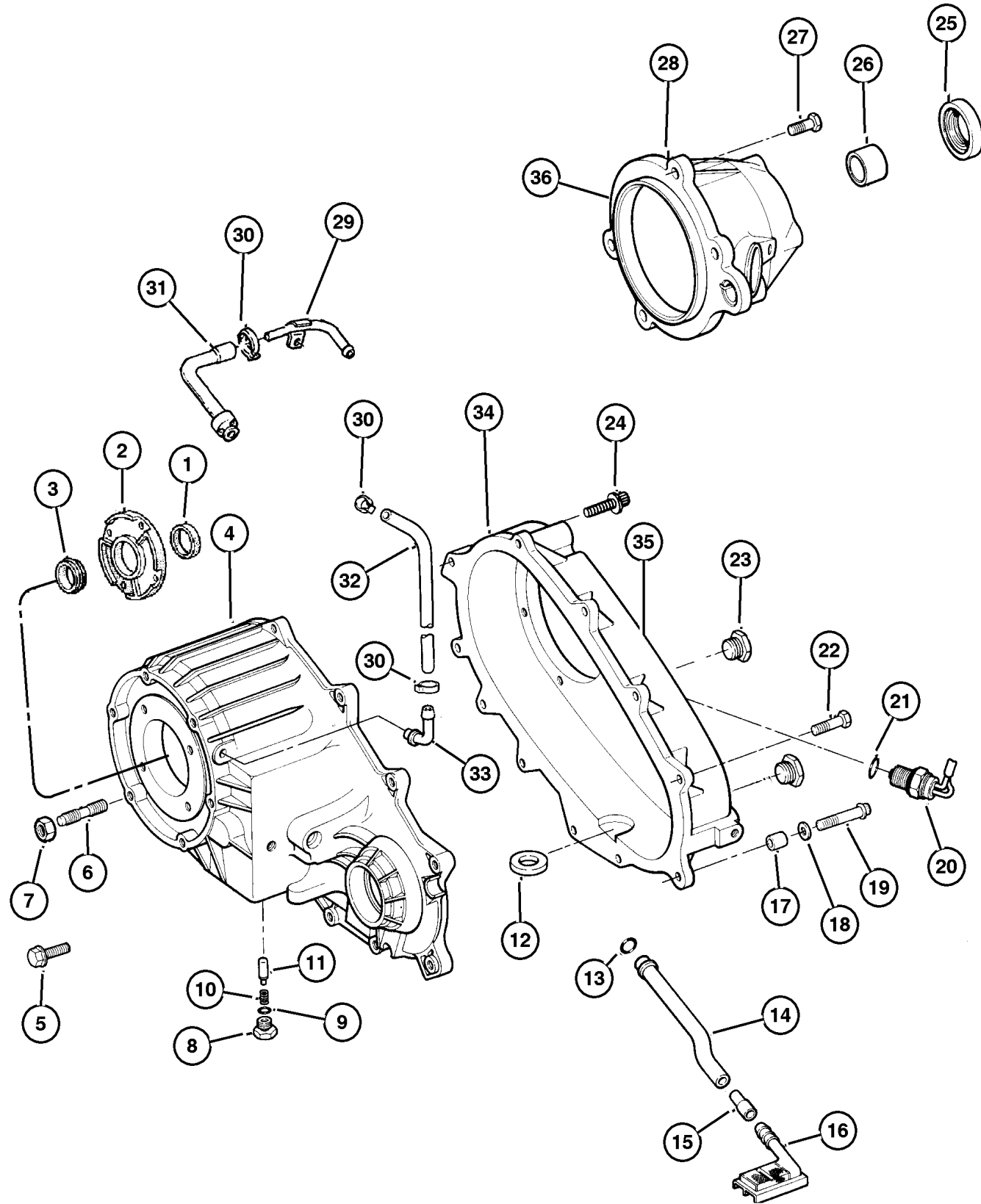
ENGINE
 ERH, ER0 = 4.0L Power Tech I-6.
 ELF, EL0 = 5.2L V8 MPI
 EML, EM0 = 5.9L V8 MPI

TRANSMISSION
 DGW = 4 Speed Auto. 44RE
 DGK = 4 Speed Auto. 42RE
 DGT = 4 Speed Auto. 46RE
 DG0 = All Speed Auto.

AR = Use as required - = Non illustrated part # = New this model year

October 20, 2004

**Case And Extension And Miscellaneous Parts [DHR]
Figure 249-210**



ITEM	PART NUMBER	QTY	LINE	SERIES	BODY	ENGINE	TRANS	TRIM	DESCRIPTION
29	5300 4828	1	J						TUBE, Transfer Case Vent
30	6502 081	2	J						CLAMP, Oil Cooler Line
31	4338 943	1	J			EL0, EM0, ER0	DG0		FILTER, Transfer Case Oil
32	4443 176	1	J						HOSE, Fuel, .31 I.D. 50 Foot Roll, Roll
33	4796 910	1	J			EL0, EM0, ER0	DG0		VENT, Transfer Case
34	4886 206AA	1	J			EL0, EM0, ER0	DG0		CASE, Transfer Rear
35	2466 957	1	J			EL0, EM0, ER0	DG0		COVER, Transmission Converter
36	2801 398	1	J			EL0, EM0, ER0	DG0		GASKET, Transmission

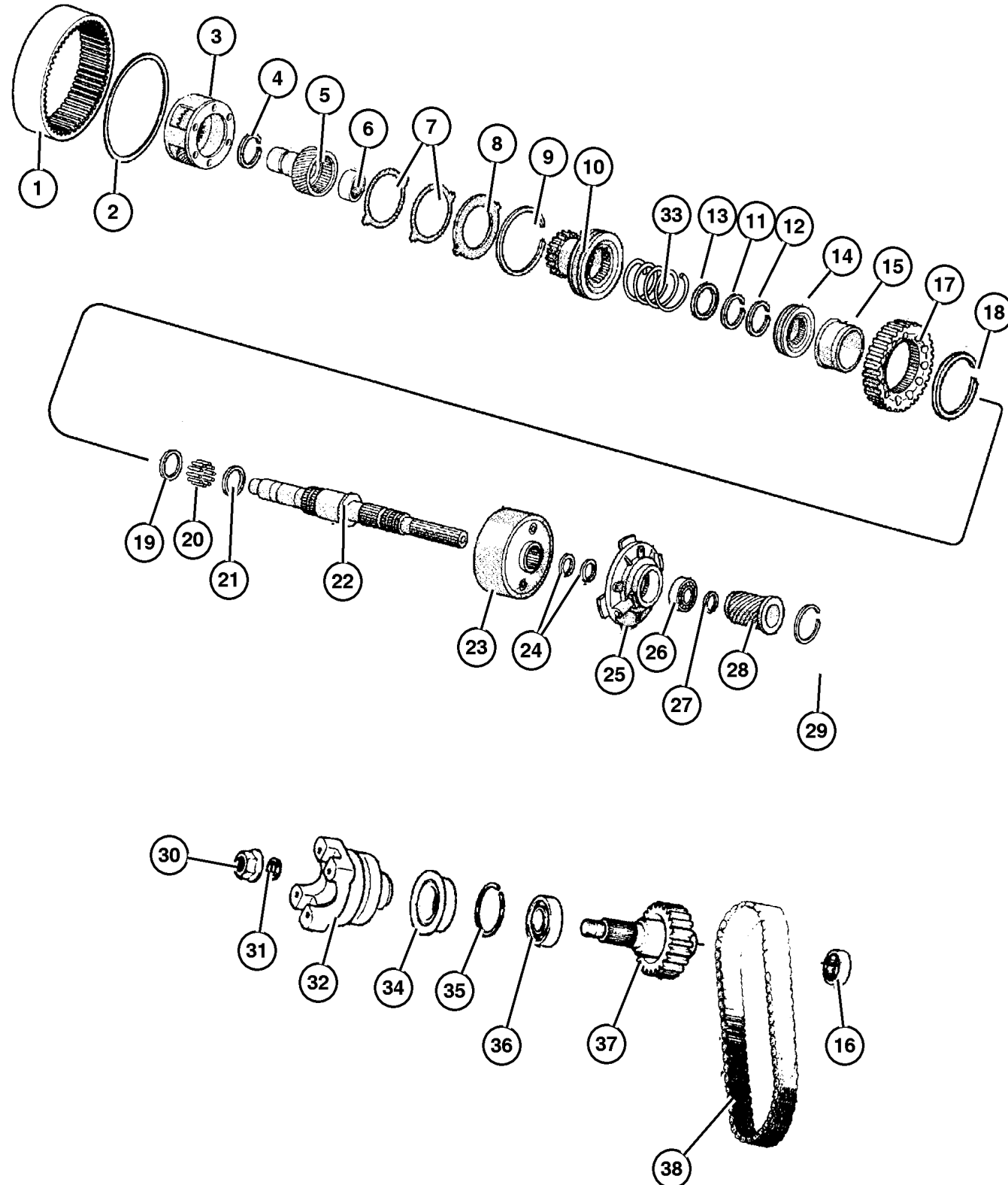
JEEP GRAND CHEROKEE (ZJ)

SERIES	LINE	BODY	ENGINE	TRANSMISSION
L = Low Line	J = 4WD T = 2WD	74 = 4 Door	ERH, ER0 = 4.0L Power Tech I-6. ELF, EL0 = 5.2L V8 MPI EML, EM0 = 5.9L V8 MPI	DGW = 4 Speed Auto. 44RE DGK = 4 Speed Auto. 42RE DGT = 4 Speed Auto. 46RE DG0 = All Speed Auto.

AR = Use as required - = Non illustrated part # = New this model year

October 20, 2004

**Gear Train [DHR]
Figure 249-410**



ITEM	PART NUMBER	QTY	LINE	SERIES	BODY	ENGINE	TRANS	TRIM	DESCRIPTION
1									CAMS Unknown, GEAR, Annulus (Order Front Case) ***, (NOT SERVICED) (Not Serviced)
2	4219 065	1	J			EL0, EM0,	DG0		SNAP RING, Annulus Gear, Annulus
3	4796 903	1	J			ER0 EL0, EM0, ER0	DG0		GEAR, Low Range Planetary
4	4798 130	1	J			EL0, EM0, ER0	DG0		SNAP RING
5	4798 126	1	J			EL0, EM0, ER0	DG0		GEAR, Input, Input ***
6	8350 3507	1	J			EL0, EM0, ER0	DG0		BEARING, Input Shaft, Input Gear
7	4338 908	2	J			EL0, EM0, ER0	DG0		THRUST WASHER, Planetary Carrier, Thrust
8	4338 909	1	J			EL0, EM0, ER0	DG0		RING
9	4338 910	1	J			EL0, EM0, ER0	DG0		SNAP RING, Retaining
10	4798 132	1	J			EL0, EM0, ER0	DG0		SLEEVE, Shift Range, Range
11	4338 910	1	J			EL0, EM0, ER0	DG0		SNAP RING
12	3821 558	1	J			EL0, EM0, ER0	DG0		SNAP RING
13	4798 129	1	J			EL0, EM0, ER0	DG0		WASHER, Clutch Control
14	4798 128	1	J			EL0, EM0, ER0	DG0		CLUTCH, Oneway

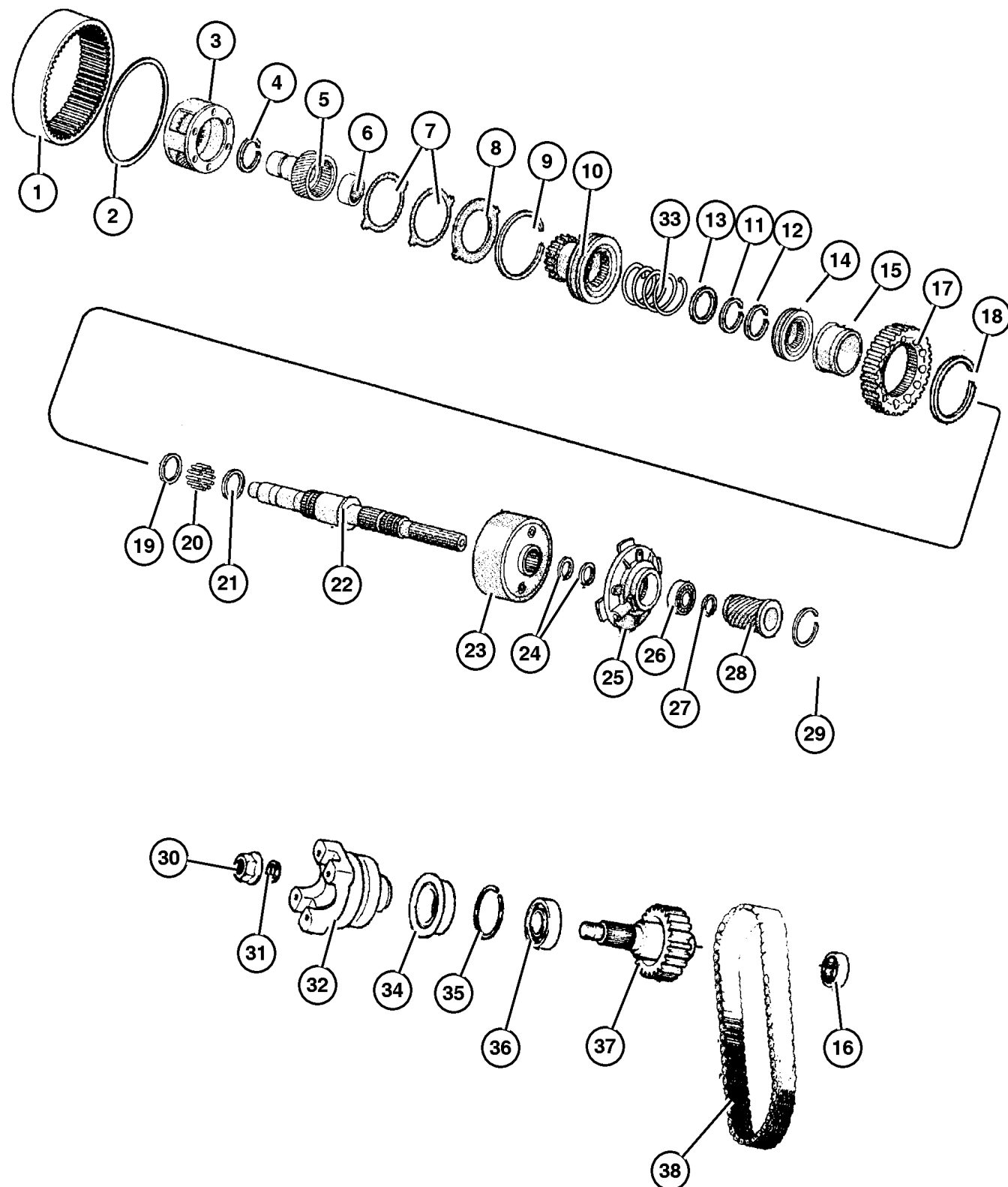
JEEP GRAND CHEROKEE (ZJ)

SERIES	LINE	BODY	ENGINE	TRANSMISSION
L = Low Line	J = 4WD T = 2WD	74 = 4 Door	ERH, ER0 = 4.0L Power Tech I-6. ELF, EL0 = 5.2L V8 MPI EML, EM0 = 5.9L V8 MPI	DGW = 4 Speed Auto. 44RE DGK = 4 Speed Auto. 42RE DGT = 4 Speed Auto. 46RE DG0 = All Speed Auto.

AR = Use as required - = Non illustrated part # = New this model year

October 20, 2004

**Gear Train [DHR]
Figure 249-410**



ITEM	PART NUMBER	QTY	LINE	SERIES	BODY	ENGINE	TRANS	TRIM	DESCRIPTION
15	4798 133	1	J			EL0, EM0, ER0	DG0		GEAR, Differential
16	4269 189	1	J			EL0, EM0, ER0	DG0		BEARING, Output Shaft, Output Shaft Rear
17	4728 157	1	J			EL0, EM0, ER0	DG0		SPROCKET, Transfer Case, Drive (47 Teeth) ***
18	8350 3532	1	J			EL0, EM0, ER0	DG0		SNAP RING, Drive Sprocket Snap
19	8350 3533	2	J			EL0, EM0, ER0	DG0		SPACER, Sprocket
20	8350 3543	1	J			EL0, EM0, ER0	DG0		BEARING PACKAGE, Transfer Case
21	8350 3533	2	J			EL0, EM0, ER0	DG0		SPACER, Sprocket
22	4798 127	1	J			EL0, EM0, ER0	DG0		SHAFT, Main, Main
23	4798 137	1	J			EL0, EM0, ER0	DG0		VISCOUS COUPLING, Viscous ***
24	4638 895	2	J			EL0, EM0, ER0	DG0		SNAP RING, Mainshaft, Viscous Retaining
25	4638 896	1	J			EL0, EM0, ER0	DG0		PUMP, Transfer Case Gear Rotor, Gerotor
26	4638 899	1	J			EL0, EM0, ER0	DG0		BEARING, Output Shaft, Rear Output
27	4446 478	1	J			EL0, EM0, ER0	DG0		SNAP RING, Bearing Retainer
28	4638 900	1	J			EL0, EM0, ER0	DG0		GEAR, Speedometer Drive, Speedometer Drive ***

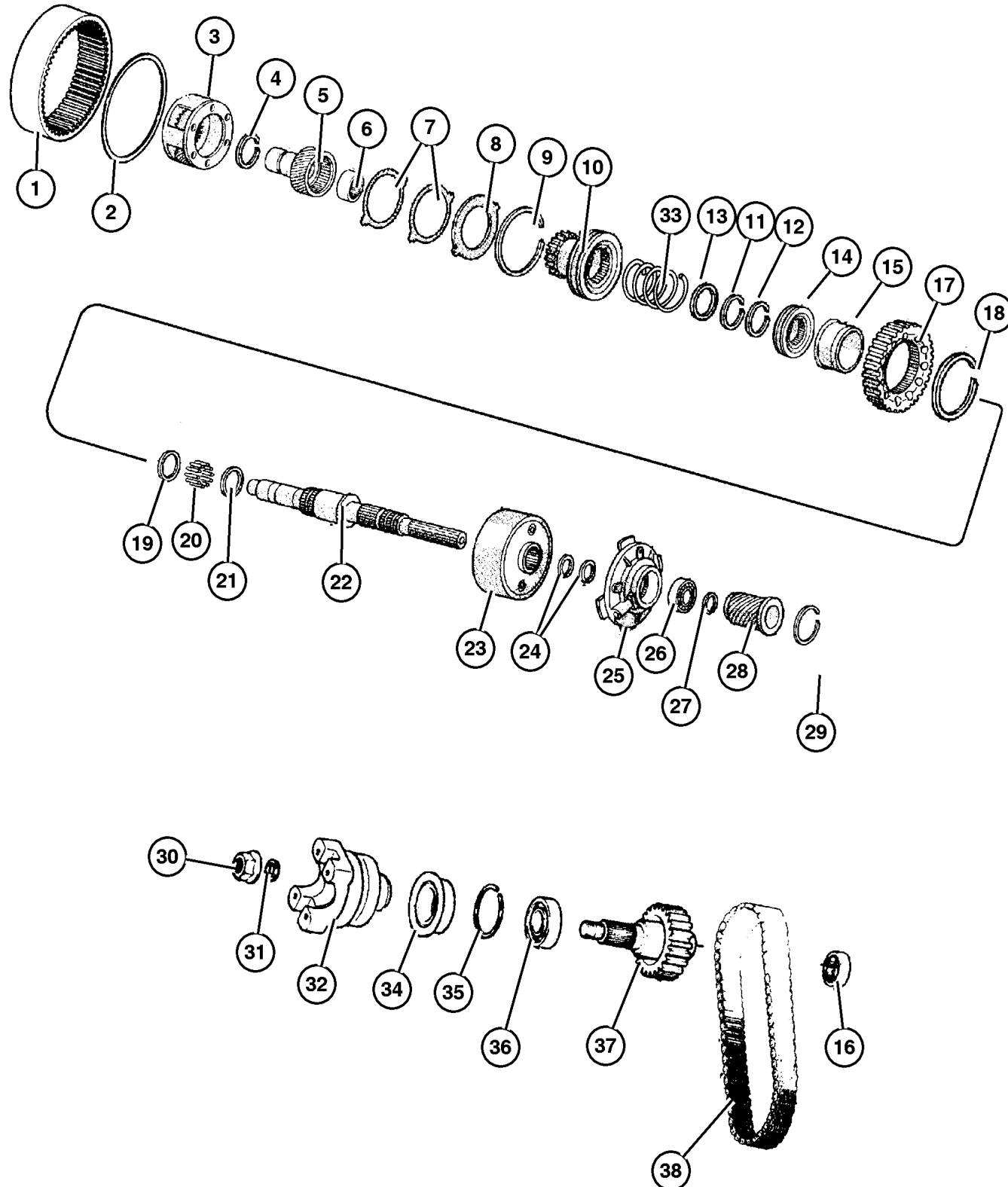
JEEP GRAND CHEROKEE (ZJ)

SERIES	LINE	BODY	ENGINE	TRANSMISSION
L = Low Line	J = 4WD T = 2WD	74 = 4 Door	ERH, ER0 = 4.0L Power Tech I-6. ELF, EL0 = 5.2L V8 MPI EML, EM0 = 5.9L V8 MPI	DGW = 4 Speed Auto. 44RE DGK = 4 Speed Auto. 42RE DGT = 4 Speed Auto. 46RE DG0 = All Speed Auto.

AR = Use as required - = Non illustrated part # = New this model year

October 20, 2004

Gear Train [DHR]
Figure 249-410



ITEM	PART NUMBER	QTY	LINE	SERIES	BODY	ENGINE	TRANS	TRIM	DESCRIPTION
29	4638 905	1	J			EL0, EM0, ER0	DG0		SNAP RING, Rear Output Yoke Retaining
30	4167 924	1	J			EL0, EM0, ER0	DG0		NUT, Transfer Case Yoke
31	4210 973	1	J			EL0, EM0, ER0	DG0		WASHER, Transfer Case Yoke
32	4798 138	1	J			EL0, EM0, ER0	DG0		YOKE, Transfer Case
33	4798 131	1	J			EL0, EM0, ER0	DG0		SPRING, Clutch
34	4798 125	1	J			EL0, EM0, ER0	DG0		SEAL, Output Shaft
35	0631 809	1	J			EL0, EM0, ER0	DG0		SNAP RING
36	2466 224	1	J			EL0, EM0, ER0	DG0		BEARING, Output Shaft, Output Shaft
37	4728 158	1	J			EL0, EM0, ER0	DG0		OUTPUT SHAFT, Transfer Case, Front Output
38	4728 159	1	J			EL0, EM0, ER0	DG0		CHAIN, Transfer Case

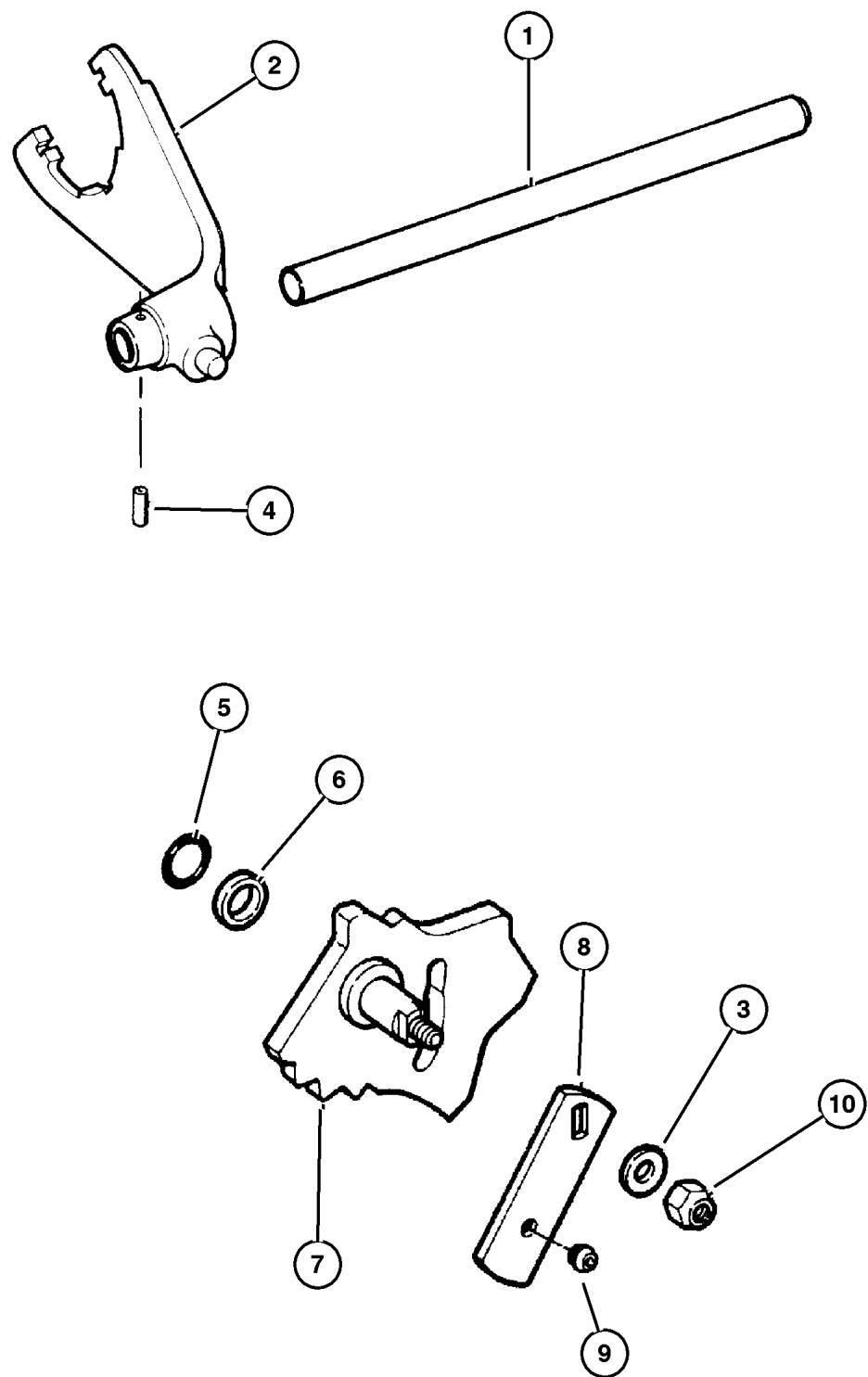
JEEP GRAND CHEROKEE (ZJ)

SERIES	LINE	BODY	ENGINE	TRANSMISSION
L = Low Line	J = 4WD T = 2WD	74 = 4 Door	ERH, ER0 = 4.0L Power Tech I-6. ELF, EL0 = 5.2L V8 MPI EML, EM0 = 5.9L V8 MPI	DGW = 4 Speed Auto. 44RE DGK = 4 Speed Auto. 42RE DGT = 4 Speed Auto. 46RE DG0 = All Speed Auto.

AR = Use as required - = Non illustrated part # = New this model year

October 20, 2004

Fork And Rails - Shifting [DHR]
Figure 249-910

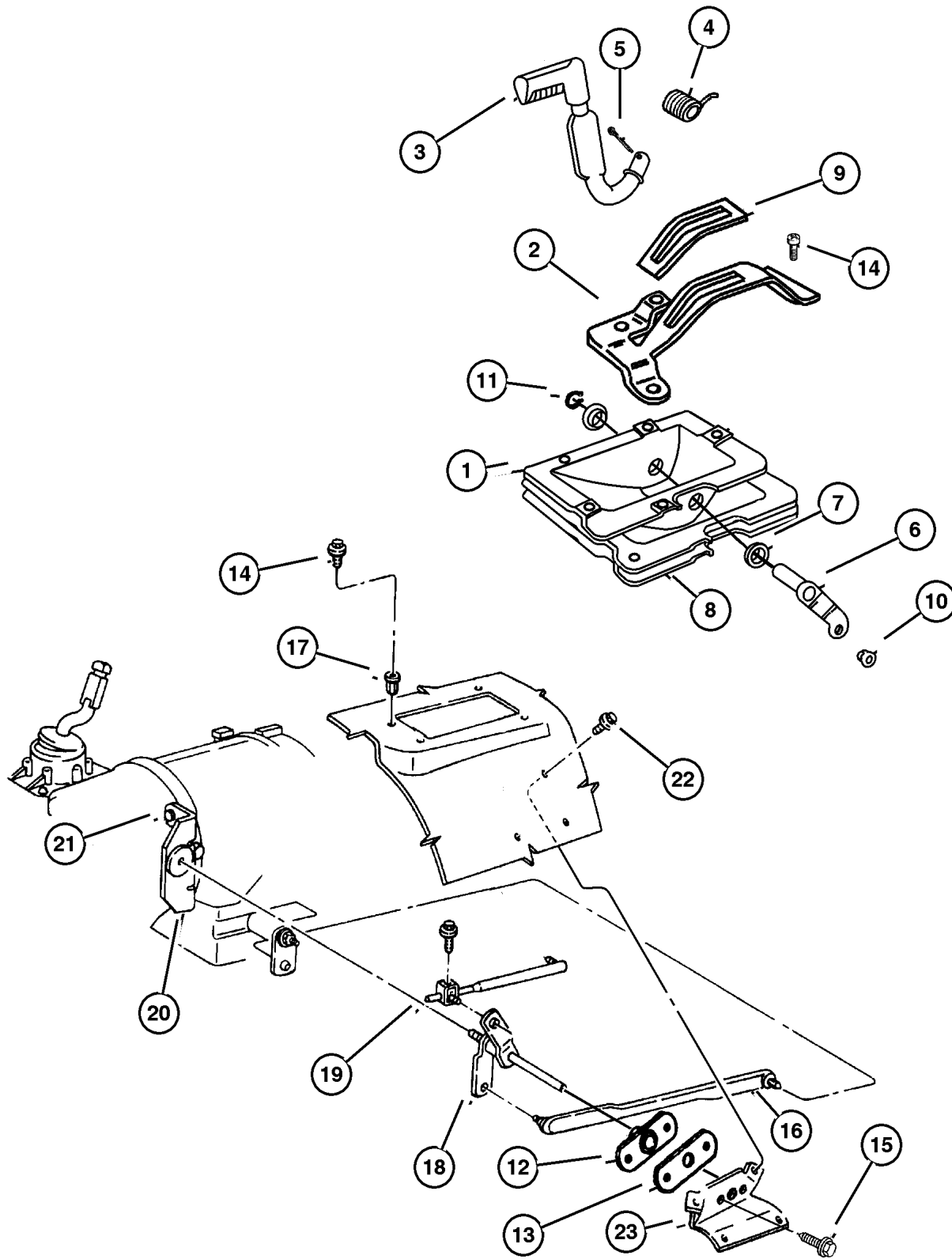


ITEM	PART NUMBER	QTY	LINE	SERIES	BODY	ENGINE	TRANS	TRIM	DESCRIPTION
1	4798 135	1	J			EL0, EM0, ER0	DG0		RAIL, Transfer Case, Shift
2	4798 136	1	J			EL0, EM0, ER0	DG0		FORK, Range, Range ***
3									CAMS Unknown, WASHER (DNS) ***, (NOT SERVICED) (Not Serviced)
4									PIN, Shift Fork, (NOT REQUIRED)
5	4167 963	1	J			EL0, EM0, ER0	DG0		SEAL, O-Ring, Shift Lever
6	4167 964	1	J			EL0, EM0, ER0	DG0		RETAINER, Rear Clutch
7	4798 134	1	J			EL0, EM0, ER0	DG0		SECTOR, Transfer Case
8	4638 906	1	J			EL0, EM0, ER0	DG0		LEVER, Transfer Case
9	5300 4810	1	J			EL0, EM0, ER0	DG0		BUSHING, Shift Lever, Shift Lever
10	0152 345	1	J			EL0, EM0, ER0	DG0		NUT, .375-24

JEEP GRAND CHEROKEE (ZJ)
 SERIES L = Low Line LINE J = 4WD T = 2WD BODY 74 = 4 Door ENGINE ERH, ER0 = 4.0L Power Tech I-6. TRANSMISSION DGW = 4 Speed Auto. 44RE
 ELF, EL0 = 5.2L V8 MPI DGK = 4 Speed Auto. 42RE
 EML, EM0 = 5.9L V8 MPI DGT = 4 Speed Auto. 46RE
 DG0 = All Speed Auto.

Controls Shift [DHR]
Figure 249-1210

ITEM	PART NUMBER	QTY	LINE	SERIES	BODY	ENGINE	TRANS	TRIM	DESCRIPTION
1									HOUSING, Shift Lever
	5207 8427	1	J			EL0, ER0 EM0			
2									GATE, Transfer Case Shifter
	5305 4445	1	J			EL0, ER0 EM0			
3									LEVER, Transfer Case Shifter
	5207 8762	1	J			EL0, ER0			
4									SPRING, Transfer Case Lever
	5210 4021	1	J			EL0, ER0 EM0			
5									PIN, Cotter Transfer Case
	J400 6723	1	J			EL0, ER0 EM0			
6									Transfer Case LEVER, Selector
	5207 8760	1	J			EL0, ER0 EM0			
7									BUSHING, Shift Control
	5300 0639	2	J			EL0, ER0 EM0			
8									GASKET, Shift Lever Housing
	5207 8059	1	J			EL0, ER0 EM0			
9									LINER, Transfer Case Shifter
	5305 4446	1	J			EL0, ER0 EM0			
10									GROMMET
	3575 333	AR	J						
11									SNAP RING Retaining
	1150 5389	1	J			EL0, ER0 EM0			
12									Retaining BEARING, Transfer Case Shift
	5207 8134	1	J						
13									GASKET, Gearshift Control Rod
	5300 5154	1	J						
14									SCREW, Hex Head, M5x0.8x16.00
	3420 1277	2	J						



JEEP GRAND CHEROKEE (ZJ)

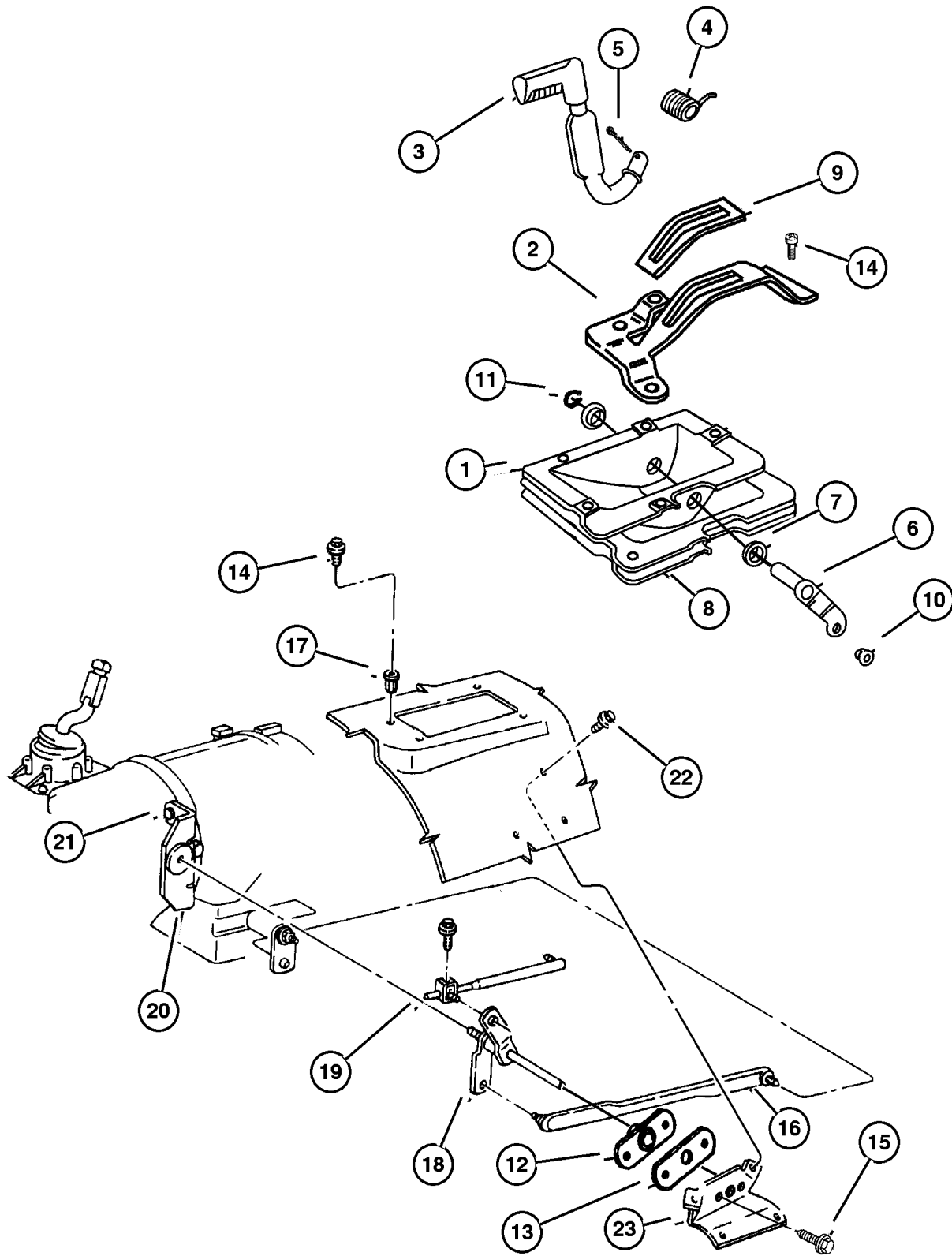
SERIES	LINE	BODY	ENGINE	TRANSMISSION
L = Low Line	J = 4WD T = 2WD	74 = 4 Door	ERH, ER0 = 4.0L Power Tech I-6. ELF, EL0 = 5.2L V8 MPI EML, EM0 = 5.9L V8 MPI	DGW = 4 Speed Auto. 44RE DGK = 4 Speed Auto. 42RE DGT = 4 Speed Auto. 46RE DGO = All Speed Auto.

AR = Use as required - = Non illustrated part # = New this model year

October 20, 2004

Controls Shift [DHR]
Figure 249-1210

ITEM	PART NUMBER	QTY	LINE	SERIES	BODY	ENGINE	TRANS	TRIM	DESCRIPTION
15	6032 518	2	J						SCREW AND WASHER, Hex Head, .250-14x.75
16									ROD, Gear Shift Control, Transfer Case
	5207 8116	1	J			ER0	DGK		
	5207 8809	1	J			ELO, EMO	DGW		
17									CAMS Unknown, RIVET-NUT (DNS) ***, (NOT SERVICED) (Not Serviced)
18	5207 8665	1	J						TORQUE SHAFT, Transfer Case, Transfer Case Shaft
19	5207 8113	1	J						ROD, Gear Shift Control, Transfer Case, Gear Selector BRACKET, Torque Shaft
20									
	5210 4222	1	J			ER0	DGK		
	5210 4221	1	J			ELO, EMO	DGW		
21	J400 6681	6	J						NUT AND CONED WASHER, Hex, .375-24
22	6503 809	4	J						SCREW
23	5207 8022	1	J						BRACKET, Torque Bearing SHIFTER, Transfer Case
-24									
	5210 4145	1	J			ELO, ERO			
	5210 4160	1	J			EMO			



JEEP GRAND CHEROKEE (ZJ)
 SERIES LINE BODY ENGINE TRANSMISSION
 L = Low Line J = 4WD 74 = 4 Door ERH, ER0 = 4.0L Power Tech I-6. DGW = 4 Speed Auto. 44RE
 ELF, ELO = 5.2L V8 MPI DGK = 4 Speed Auto. 42RE
 EML, EMO = 5.9L V8 MPI DGT = 4 Speed Auto. 46RE
 DG0 = All Speed Auto.

AR = Use as required - = Non illustrated part # = New this model year

October 20, 2004

Group – 21P

Speedometer Pinions

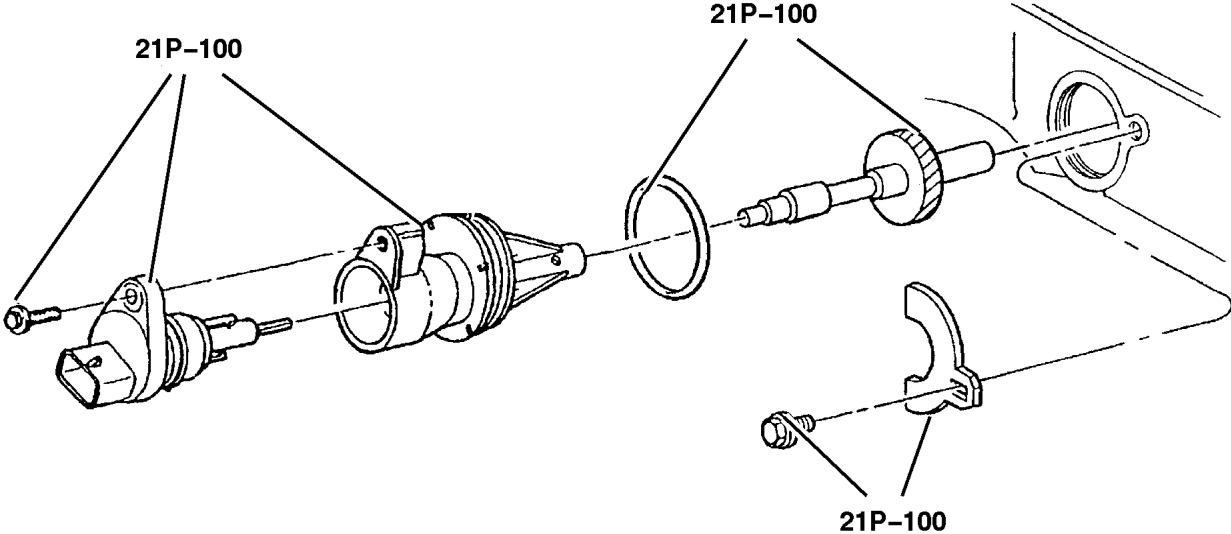
GROUP 21P - Speedometer Pinions


Illustration Title

Group-Fig. No.

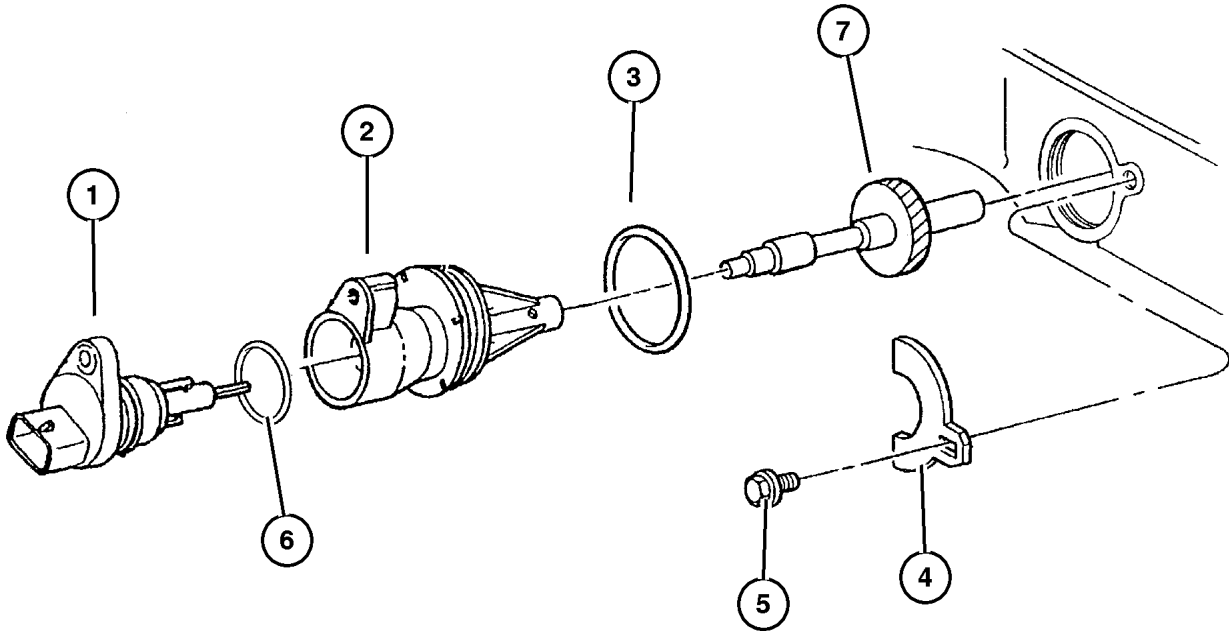
Speedometer Pinions

Speedometer Pinion Fig. 21P-120



<p>21P-100 Speedometer Pinions</p> 			
---	--	--	--

**Speedometer Pinion
Figure 21P-120**



ITEM	PART NUMBER	QTY	LINE	SERIES	BODY	ENGINE	TRANS	TRIM	DESCRIPTION
1	5602 8183	1							SENSOR, Vehicle Speed, Distance
2	5206 9315	1							HOUSING, Speedometer Drive Gear
3	6035 709	1							O RING, Trans Speedo Adapter
4	2892 399	1							CLAMP, Speedometer, Speed Drive Housing
5	0180 077	1							BOLT, Hex Head, 5/16x18x3/4, Speed Drive
6	5602 8182	1							O RING, Speed Sensor
7									PINION, Speedometer Drive
	5206 7633	1							With 33 Teeth
	5206 7634	1							With 34 Teeth
	5206 7635	1							With 35 Teeth
	5206 7636	1							With 36 Teeth
	5206 7637	1							With 37 Teeth

JEEP GRAND CHEROKEE (ZJ)

SERIES	LINE	BODY	ENGINE	TRANSMISSION
L = Low Line	J = 4WD T = 2WD	74 = 4 Door	ERH, ER0 = 4.0L Power Tech I-6. ELF, EL0 = 5.2L V8 MPI EML, EM0 = 5.9L V8 MPI	DGW = 4 Speed Auto. 44RE DGK = 4 Speed Auto. 42RE DGT = 4 Speed Auto. 46RE DGO = All Speed Auto.

Group – 022

Wheels, Covers and Jacks

GROUP 22 - Wheels, Covers and Jacks

Illustration Title

Group-Fig. No.

Wheels and Hardware

Wheels And Hardware Fig. 022-130

Wheel Covers and Center Caps

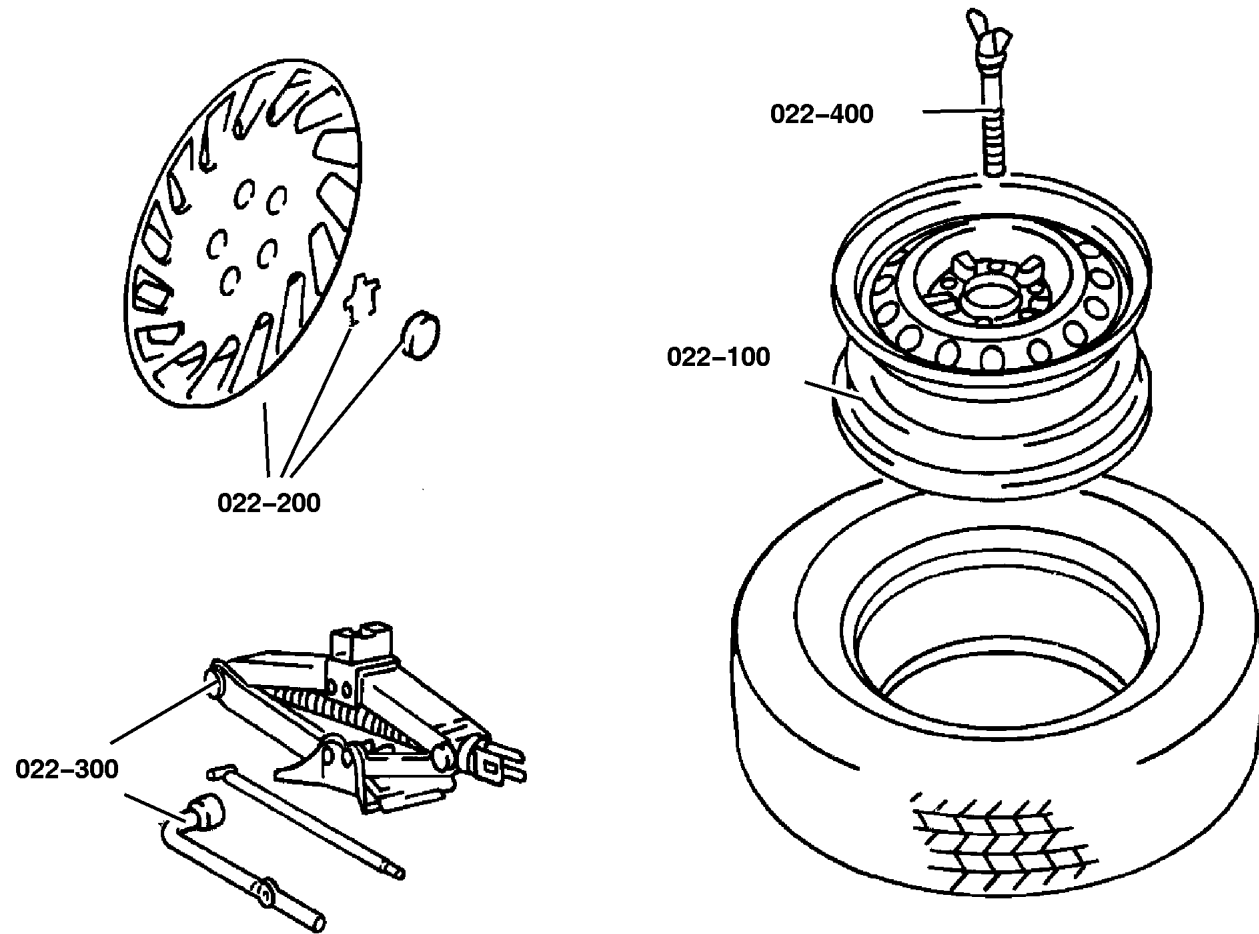
Caps, Wheel Cover, Center Fig. 022-230


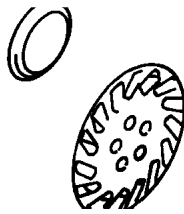
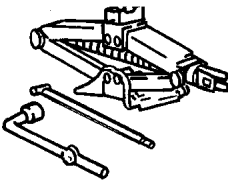

Jack Stowage

Jack And Storage Fig. 022-330

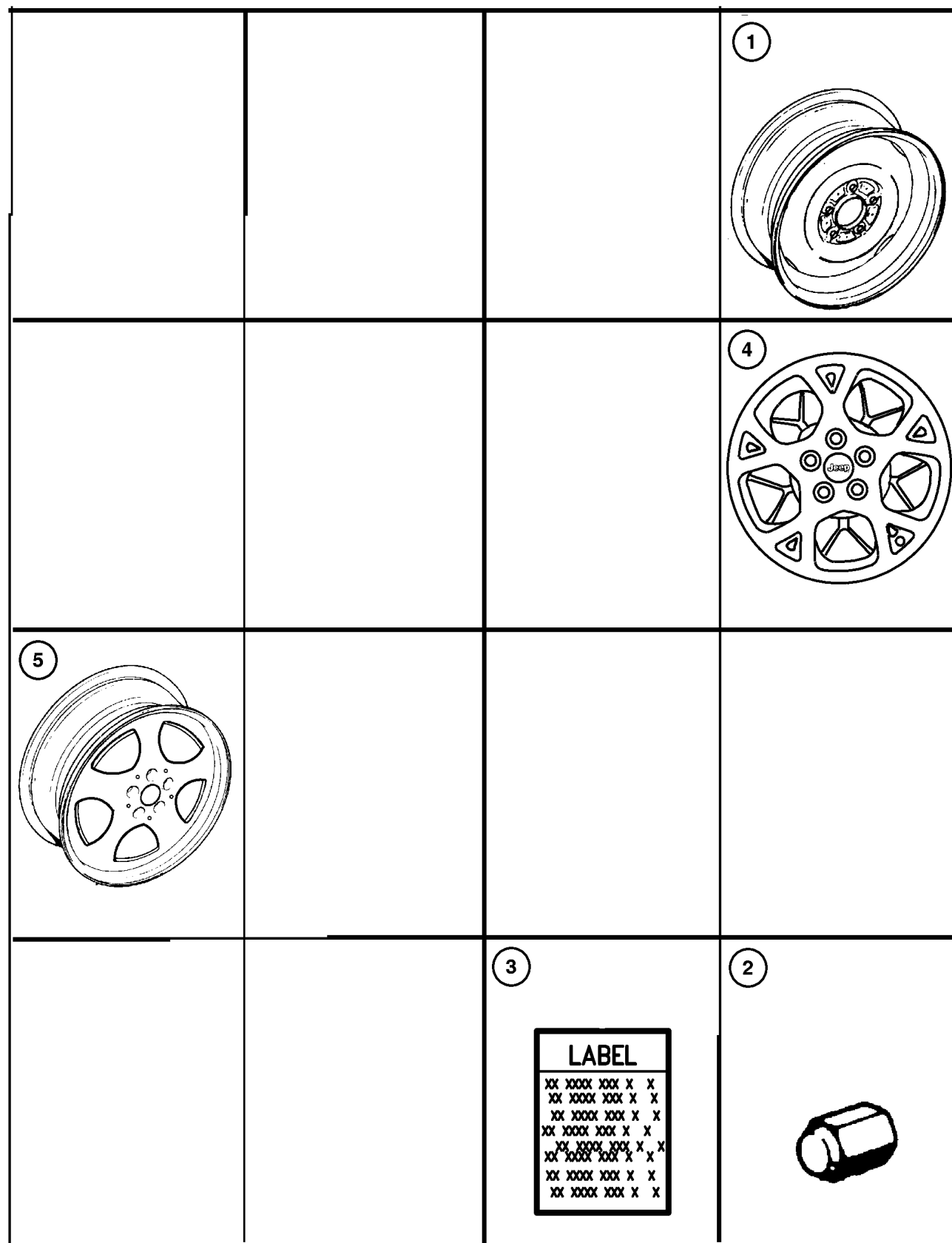
Spare Tire Stowage

Wheel, Spare Inside Mounting Fig. 022-460



<p>022-100 Wheels and Hardware</p> 	<p>022-200 Wheel Covers and Center Caps</p> 	<p>022-300 Jack Stowage</p> 	<p>022-400 Spare Tire Stowage</p> 
---	--	---	--

Wheels And Hardware Figure 022-130



ITEM	PART NUMBER	QTY	LINE	SERIES	BODY	ENGINE	TRANS	TRIM	DESCRIPTION
1	5200 0019	1							WHEEL, Spare, 16x4.0 Compact Spare
2	J400 6956	20							NUT, Wheel, .50x20, w/Cap, Wheel Lug
3	5208 8505	AR							LABEL, Tire Pressure, Tire Pressure
4									WHEEL, Aluminum
	4886 090AA	4							16x7.0 Silver (WDR)
	4886 094AA	4							16x7.0 Gold (WDM)
	5DV3 3SJN	4							16x7.0 Green (WDN)
	5DV3 3TAE	4							16x7.0 Dark Silver (WDR)
	5EH5 2PAK	4							16x7.0 Silver (WDP)
	5FG5 6PAK	4							16x7.0 Aluminum (WDU) Stamped USA
	5FG56 PAKAB	4							16x7.0 Aluminum (WDU) Stamped Italy
5	5FA1 5SS7	1							WHEEL, Aluminum, 15x7.0 Dark Silver (WJ6,WJZ)
-6	2073 355	4							STEM, Wheel Valve, Valve 11/2"

JEEP GRAND CHEROKEE (ZJ)

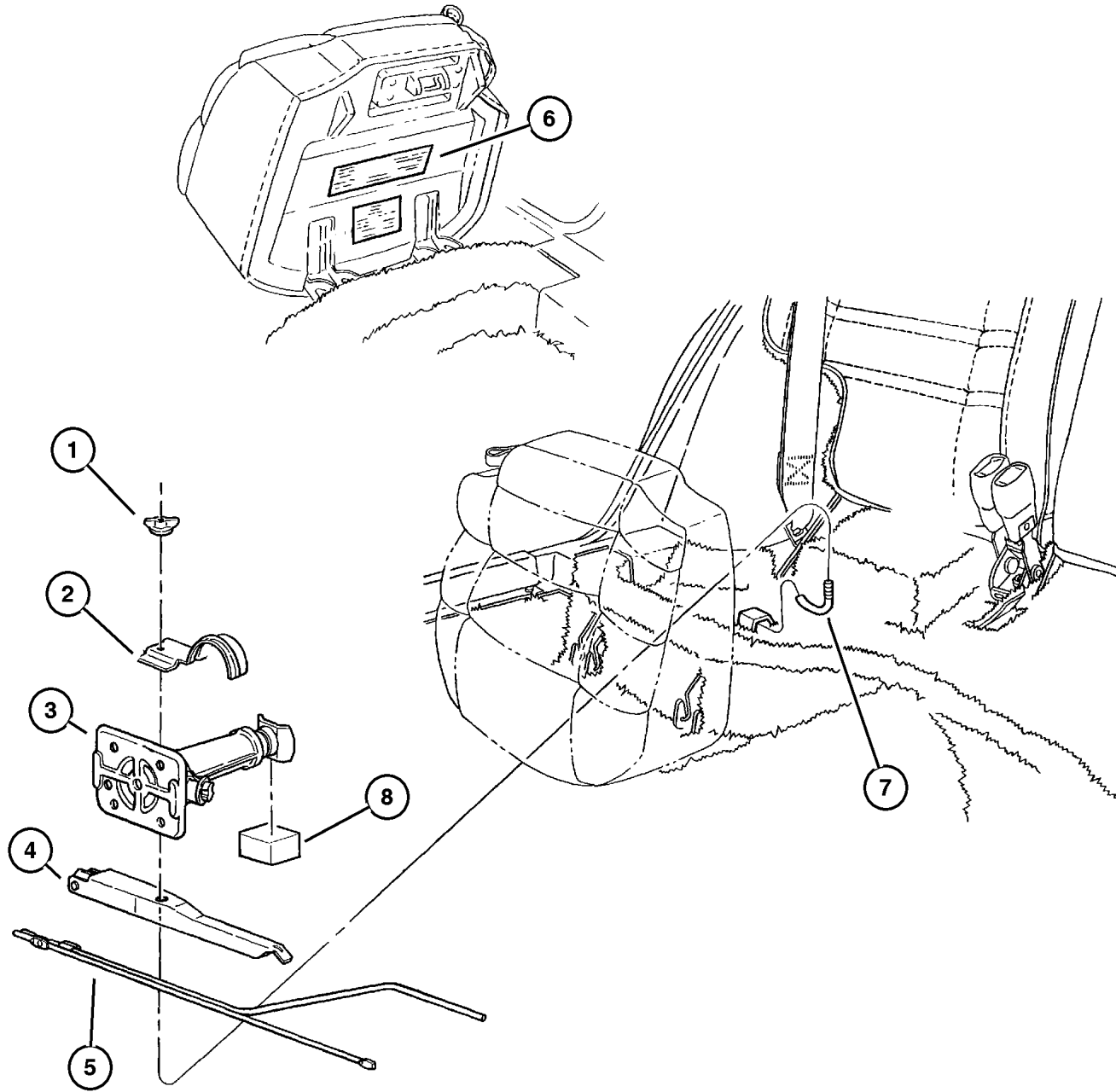
SERIES	LINE	BODY	ENGINE
L = Low Line	J = 4WD T = 2WD	74 = 4 Door	ERH, ER0 = 4.0L Power Tech I-6. ELF, EL0 = 5.2L V8 MPI EML, EM0 = 5.9L V8 MPI

TRANSMISSION
 DGW = 4 Speed Auto. 44RE
 DGK = 4 Speed Auto. 42RE
 DGT = 4 Speed Auto. 46RE
 DG0 = All Speed Auto.

AR = Use as required - = Non illustrated part # = New this model year

October 20, 2004

Jack And Storage
Figure 022-330



ITEM	PART NUMBER	QTY	LINE	SERIES	BODY	ENGINE	TRANS	TRIM	DESCRIPTION
1	3420 1676	1							WINGNUT, Jack and Tire Hold Down, Jack Mtg. Wing
2	5200 5581	1							BRACKET, Jack, Jack Hold Down
3	5208 8450	1							JACK
4	5200 3583	1							WRENCH, Wheel Lug Nut, Wheel Lug Nut
5	5200 0221	1							HANDLE, Jack, Jack Crank
6									LABEL, Jack And Tire Stowage, (NOT SERVICED) (Not Serviced)
7	5200 5582	1							BOLT, Jack, Jack Hold Down
8	5208 7666	1							PAD, Jacking, Jack Block Rubber

JEEP GRAND CHEROKEE (ZJ)

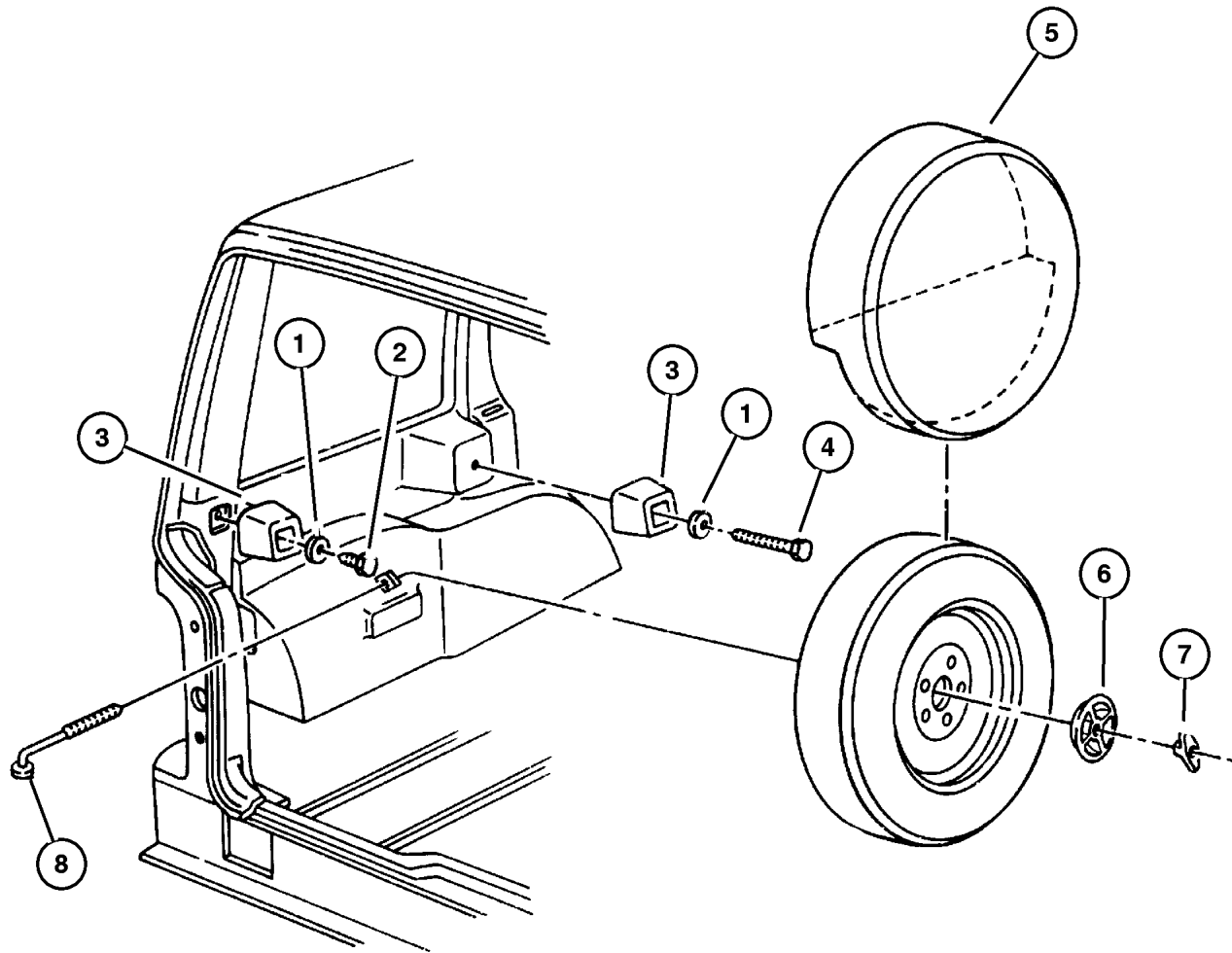
SERIES	LINE	BODY	ENGINE	TRANSMISSION
L = Low Line	J = 4WD T = 2WD	74 = 4 Door	ERH, ER0 = 4.0L Power Tech I-6. ELF, EL0 = 5.2L V8 MPI EML, EM0 = 5.9L V8 MPI	DGW = 4 Speed Auto. 44RE DGK = 4 Speed Auto. 42RE DGT = 4 Speed Auto. 46RE DG0 = All Speed Auto.

AR = Use as required - = Non illustrated part # = New this model year

October 20, 2004

**Wheel, Spare Inside Mounting
Figure 022-460**

ITEM	PART NUMBER	QTY	LINE	SERIES	BODY	ENGINE	TRANS	TRIM	DESCRIPTION
1	6100 876	2							WASHER, Flat, M6.82x17.00x1.75
2	6034 576	1							SCREW, Hex Flange Head, .25-14x1.00, Bumper, Rear
3	5502 7231	2							BUMPER, Spare Tire Impact, Full Size Tire
4	6503 456	1							SCREW, Hex Flange Head, M6x1x90, Bumper, Front
5									COVER, Inside Spare Tire
	5EK9 0SAZ	1							Agate, (TBG) T155
	5EK9 0SC3	1							Mist Gray, (TBG) T155
	5EK9 0ST6	1							Spice Tan, (TBG) T155
	5EK9 1SAZ	1							Agate, (TM0) P215
	5EK9 1SC3	1							Mist Gray, (TM0) P215
	5EK9 1ST6	1							Spice Tan, (TM0) P215
	5EK9 2SAZ	1							Agate, (TRT,TRL) P225
	5EK9 2SC3	1							Mist Gray, (TRT,TRL) P225
	5EK9 2ST6	1							Spice Tan, (TRT,TRL) P225
	5EK9 3SAZ	1							Agate, (TY0) P245
	5EK9 3SC3	1							Mist Gray, (TY0) P245
	5EK9 3ST6	1							Spice Tan, (TY0) P245
	5FC4 1STJ	1							Orvis, (TRD)
6	5208 7669	1							CUP, Spare Tire Retention, Spare Tire Retention ***
7	6503 070	1							WINGNUT, Jack and Tire Hold Down, Tire Secure Bolt Wing
8	5205 8965	1							J BOLT, Spare Tire Hold Down, Spare Tire



JEEP GRAND CHEROKEE (ZJ)

SERIES	LINE	BODY	ENGINE	TRANSMISSION
L = Low Line	J = 4WD T = 2WD	74 = 4 Door	ERH, ER0 = 4.0L Power Tech I-6. ELF, EL0 = 5.2L V8 MPI EML, EM0 = 5.9L V8 MPI	DGW = 4 Speed Auto. 44RE DGK = 4 Speed Auto. 42RE DGT = 4 Speed Auto. 46RE DG0 = All Speed Auto.

AR = Use as required - = Non illustrated part # = New this model year

October 20, 2004

Group – 23D

Wiper/Lock Cylinder and Keys

GROUP 23D - Wiper/Lock Cylinder and Keys

Illustration Title

Group-Fig. No.

Lock Cylinders and Keys

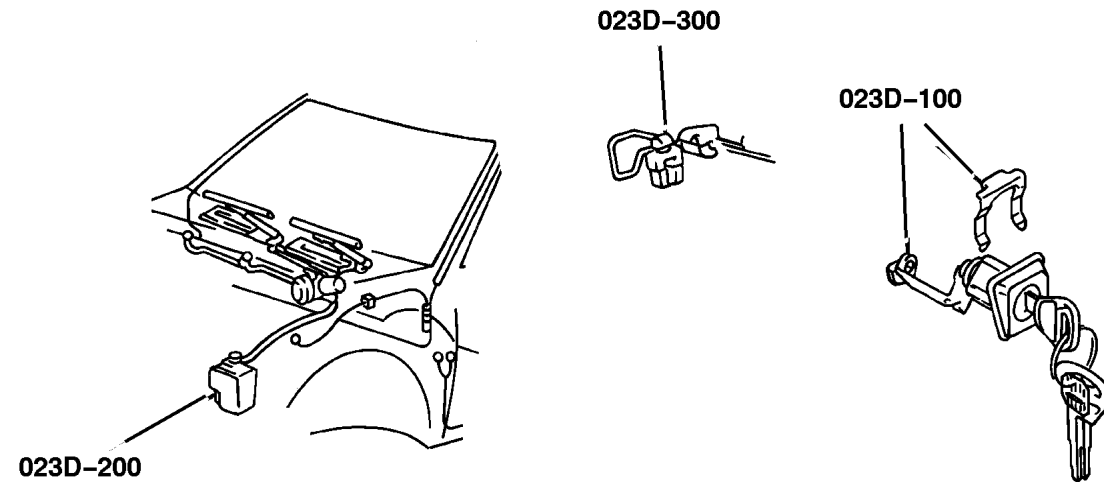
Lock Cylinders & Keys Fig. 23D-130

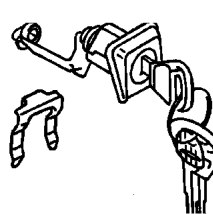
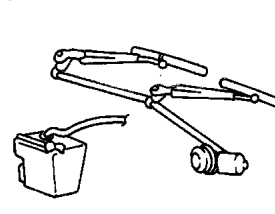
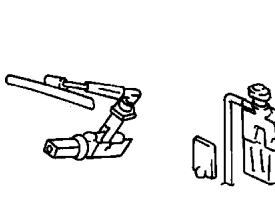
Windshield Wiper and Washer Systems

Windshield Wiper & Washer Fig. 23D-230

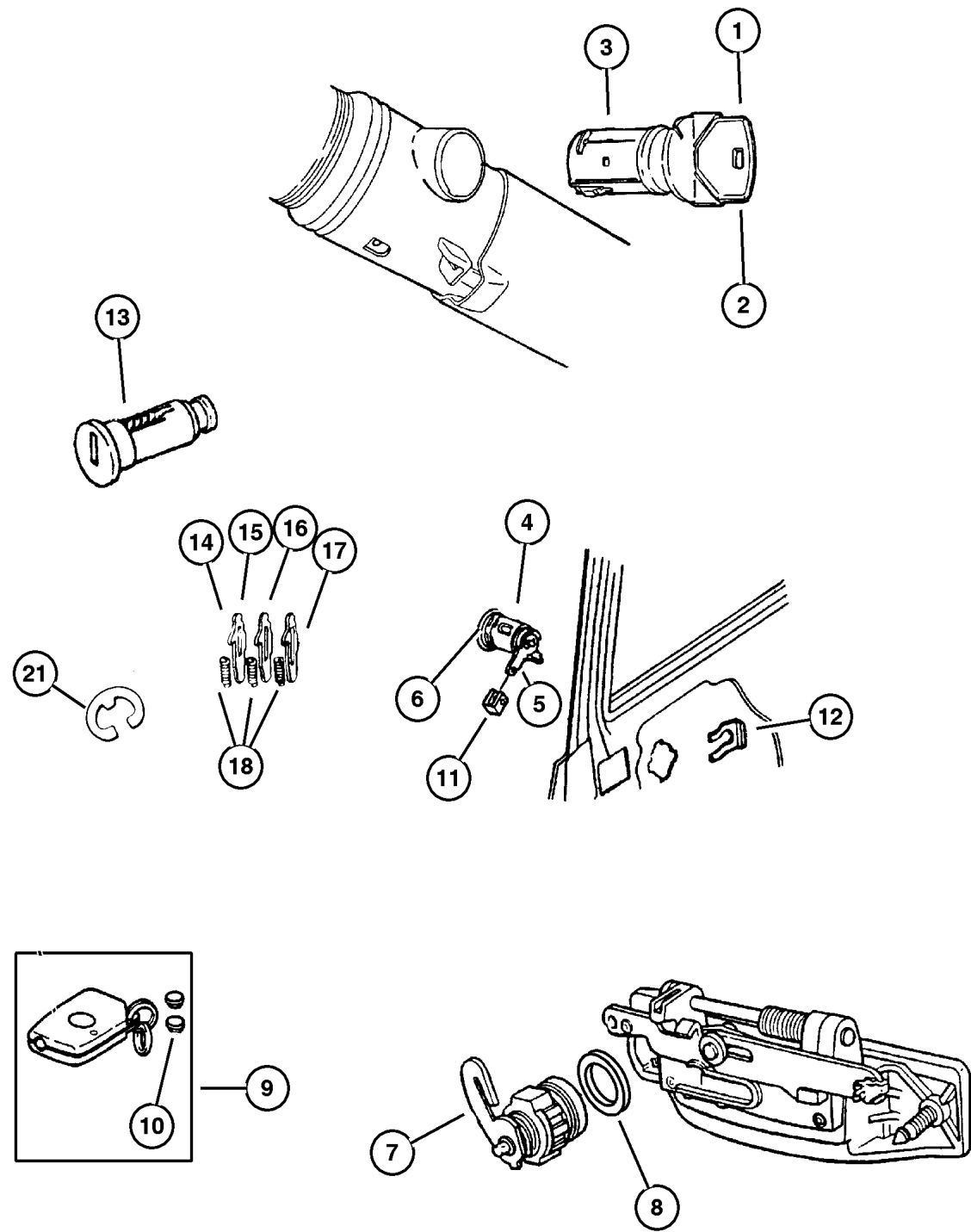
Rear Wiper and Washer System

Rear Wiper & Washer Fig. 23D-330



<p>23D-100 Lock Cylinders and Keys</p> 	<p>23D-200 Windshield Wiper and Washer Systems</p> 	<p>23D-300 Rear Wiper and Washer System</p> 	
---	---	---	--

Lock Cylinders & Keys Figure 23D-130



ITEM	PART NUMBER	QTY	LINE	SERIES	BODY	ENGINE	TRANS	TRIM	DESCRIPTION
NOTE: ALL CYLINDERS ARE UNCODED									
1	4746 316	2							KEY, Blank
2	5507 5488	2							KEY, Valet
3	4897 986AA	1							CYLINDER, Ignition Lock
4	4864 651	1							CYLINDER, Door Lock
5	5507 5824	1							LEVER, Door Lock Cylinder
6	5529 5864	2							GASKET, Door Lock Cylinder, Black
7	5507 5838	1							LEVER, Liftgate Lock Cylinder
8	5529 5864	2							GASKET, Door Lock Cylinder, Black
9									TRANSMITTER, Keyless Entry
	5600 8761	1							Driver 1 (stamped 1 on backside)
	5600 8762	1							Driver 2 (stamped 2 on backside)
10	8350 4802	2							BATTERY, Transmitter
11									CLIP, Door Lock, CLIP (Serviced in Key Cylinder Assembly), (NOT SERVICED) (Not Serviced)
12									RETAINER, Door Lock Cylinder
	5529 6030	1							Right
	5529 6031	1							Left
13	4874 919	1							CYLINDER, Glove Box Lock, Glovebox Lock
14	4778 117	1							TUMBLER, Door and Deck Number 1, Wide
15	4778 118	1							TUMBLER, Door and Deck Number 2, Wide
16	4778 119	1							TUMBLER, Door and Deck Number 3, Wide
17	4778 120	1							TUMBLER, Door and Deck Number 4, Wide
18	4746 873	1							SPRING, Lock Cylinder Tumbler
-19	4882 178	2							CAP, Door Lock Cylinder
-20	4480 116	1							RETAINER, Lock Cylinder, Door/Liftgate
21	6026 125	1							CLIP, Cylinder Retainer, Snap "E" Type (Door/Liftgate) ***
-22									CLIP, Latch
	4658 444	1							Purple
	4658 445	1							Orange
-23	5507 5837	1							LOCK CYLINDER, Complete

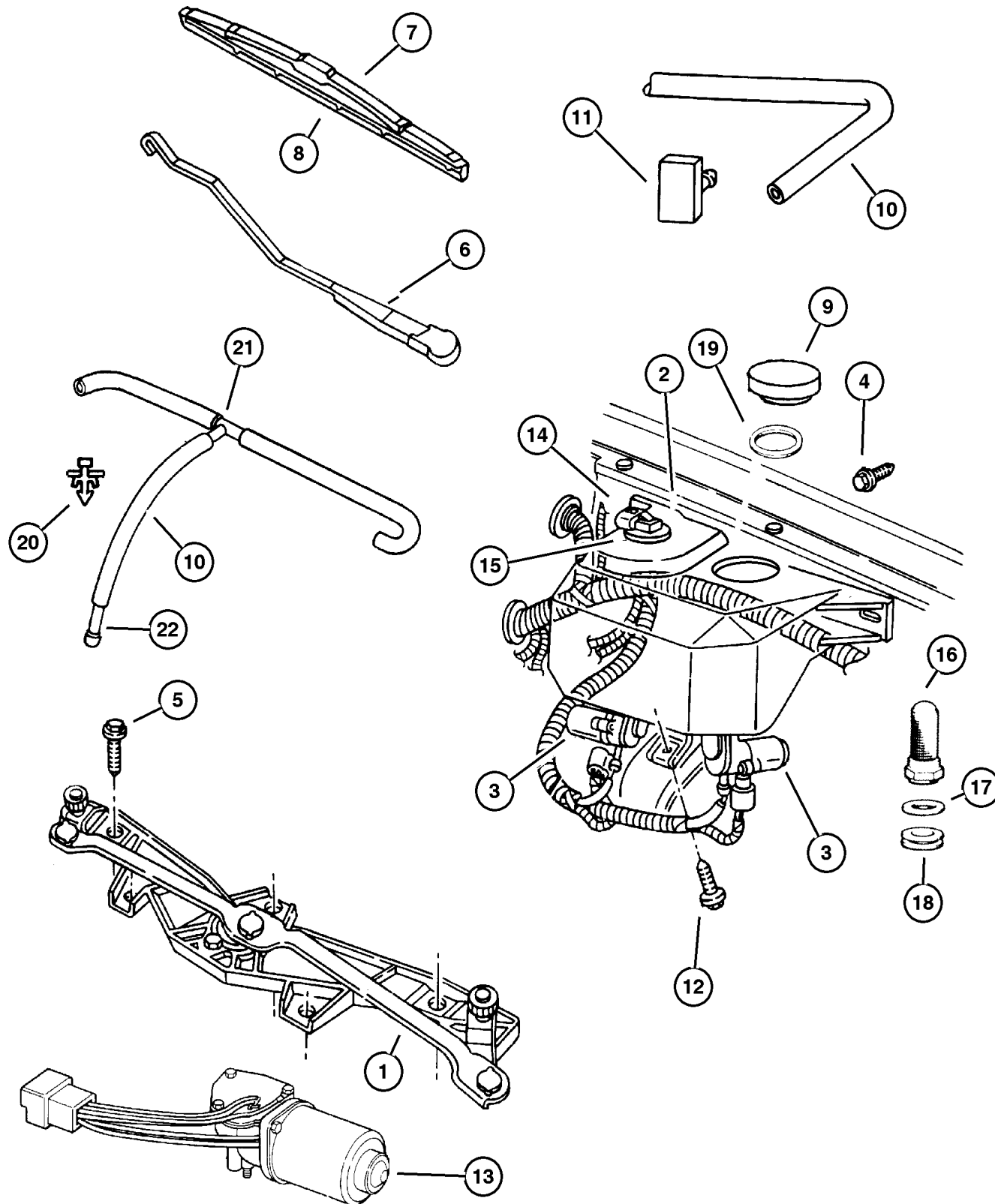
JEEP GRAND CHEROKEE (ZJ)

SERIES	LINE	BODY	ENGINE	TRANSMISSION
L = Low Line	J = 4WD T = 2WD	74 = 4 Door	ERH, ER0 = 4.0L Power Tech I-6. ELF, EL0 = 5.2L V8 MPI EML, EM0 = 5.9L V8 MPI	DGW = 4 Speed Auto. 44RE DGK = 4 Speed Auto. 42RE DGT = 4 Speed Auto. 46RE DGO = All Speed Auto.

AR = Use as required - = Non illustrated part # = New this model year

October 20, 2004

Windshield Wiper & Washer Figure 23D-230



ITEM	PART NUMBER	QTY	LINE	SERIES	BODY	ENGINE	TRANS	TRIM	DESCRIPTION
1	5515 5209	1							PIVOT AND LINKAGE, Wiper, Motor Included
2	4798 972	1							RESERVOIR, Washer W/O Vehicle Monitor
	4798 973	1							W/ Vehicle Monitor
3	4713 733	2							PUMP PACKAGE, Washer, Windshield
4									SCREW, .250-14x.875, (NOT SERVICED) (Not Serviced)
5	6100 568	5							BOLT AND WASHER, Implement Attaching, Linkage Attaching
6	55154 983AB	2							ARM, Wiper
7									BLADE, Wiper
	56005 186AB	2							W/Refill LHD
	56005 186AC	2							W/Refill RHD
8	4773 417	1							REFILL, Wiper Blade
9	4798 974	1							CAP, Washer Reservoir
10	5515 4690	1							HOSE, Windshield Washer, Washer
11	5600 5414	2							NOZZLE, Washer, Windshield
12									SCREW, .250-14x.875, (NOT SERVICED) (Not Serviced)
13	4874 839	1							MOTOR, Wiper, Wiper
14	5515 4979	1							SENSOR, Washer Fluid Level
15	4798 779	1							GROMMET, Windshield Washer Pump
16	5600 0593	2							NUT, Washer Pump Filter
17	5600 0594	2							WASHER, Wiper Reservoir Sensor
18	5600 0592	2							SEAL, Washer Pump Filter
19	5515 4980	1							GASKET, Washer Reservoir Cap
20	J321 0891	1							TEE, Washer Hose, Hose
21	4334 799	1							CONNECTOR, Washer Hose, In Line, Hose, (3/16)
22	4334 799	1							CONNECTOR, Washer Hose, In Line

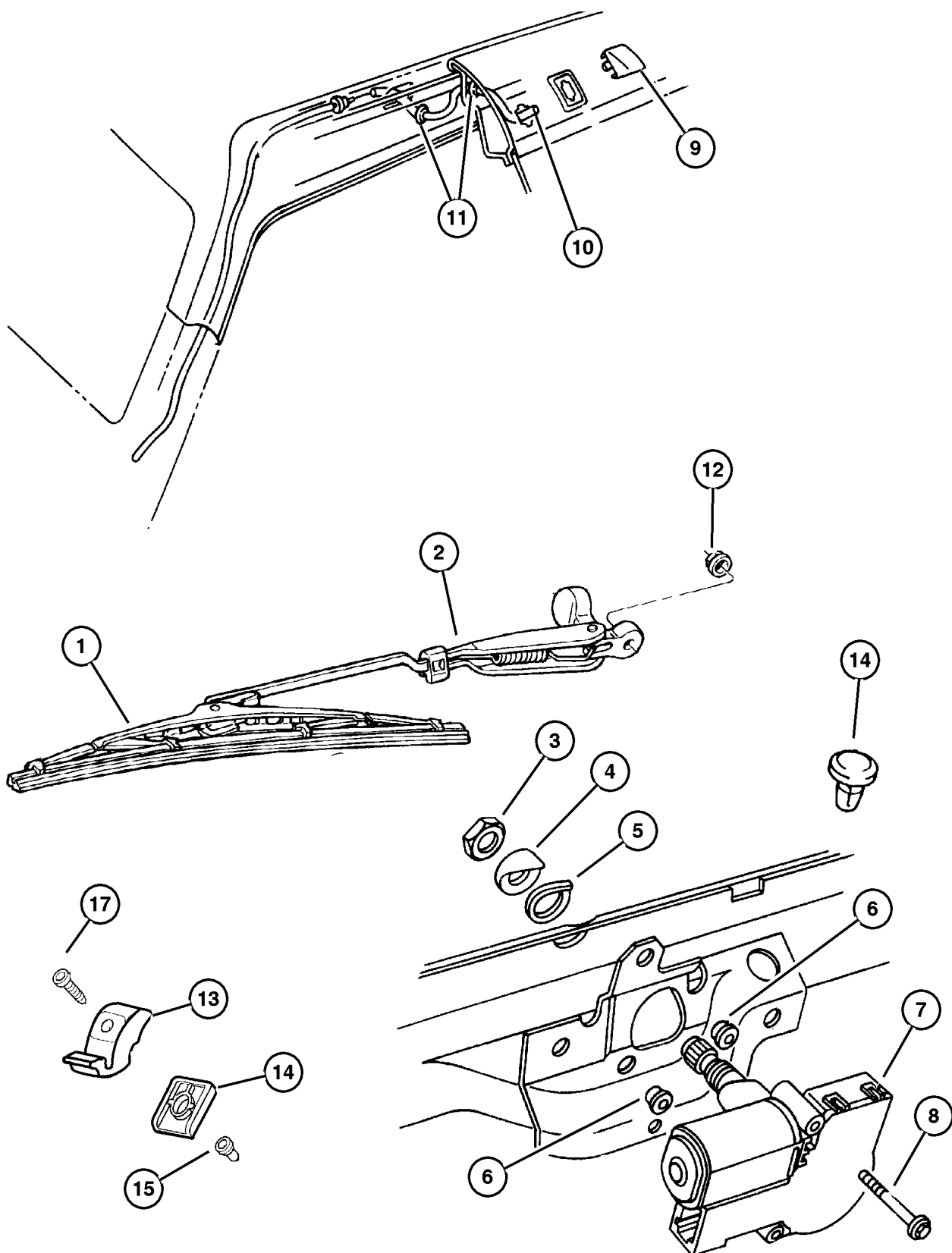
JEEP GRAND CHEROKEE (ZJ)

SERIES	LINE	BODY	ENGINE	TRANSMISSION
L = Low Line	J = 4WD T = 2WD	74 = 4 Door	ERH, ER0 = 4.0L Power Tech I-6. ELF, EL0 = 5.2L V8 MPI EML, EM0 = 5.9L V8 MPI	DGW = 4 Speed Auto. 44RE DGK = 4 Speed Auto. 42RE DGT = 4 Speed Auto. 46RE DGO = All Speed Auto.

AR = Use as required - = Non illustrated part # = New this model year

October 20, 2004

Rear Wiper & Washer
Figure 23D-330



ITEM	PART NUMBER	QTY	LINE	SERIES	BODY	ENGINE	TRANS	TRIM	DESCRIPTION
1	5515 5454	1							BLADE, Wiper, with Refill, No refill serviced
2	55154 966AB	1							ARM, Wiper
3	6502 263	1							NUT, Hex, M20x1.00
4	5600 5200	1							BEZEL, Liftgate Wiper Motor, Arm Mounting
5	5600 5201	1							GASKET, Rear Wiper Motor, Arm Mounting
6	6503 056	2							NUT, Round, M6 x 1.00
7	5515 5040	1							MOTOR, Wiper
8	6502 727	AR							SCREW, Hex Flange Head, M6x1x60
9	5515 4987	1							NOZZLE, Washer, Windshield, W/ Seal
10	5600 5793	1							TUBE, Washer
11	5515 4622	2							GROMMET, Washer Tube
12	6500 165	1							NUT, Wiper Arm
13	5515 4957	1							RAMP, Wiper Park
14	5515 4971	1							GASKET, Wiper Park Ramp
15	6504 363	1							NUT/RIVET, Round, M6.00 x 1.00 x 15.00
-16	5515 5024	1							CHECK VALVE, Washer
17	6503 077	1							SCREW, M6x1x25
-18	5014 217AA	1							COVER, Rear Wiper Motor

JEEP GRAND CHEROKEE (ZJ)
 SERIES LINE BODY ENGINE TRANSMISSION
 L = Low Line J = 4WD 74 = 4 Door ERH, ER0 = 4.0L Power Tech I-6. DGW = 4 Speed Auto. 44RE
 ELF, EL0 = 5.2L V8 MPI DGK = 4 Speed Auto. 42RE
 EML, EM0 = 5.9L V8 MPI DGT = 4 Speed Auto. 46RE
 DG0 = All Speed Auto.

AR = Use as required - = Non illustrated part # = New this model year

October 20, 2004

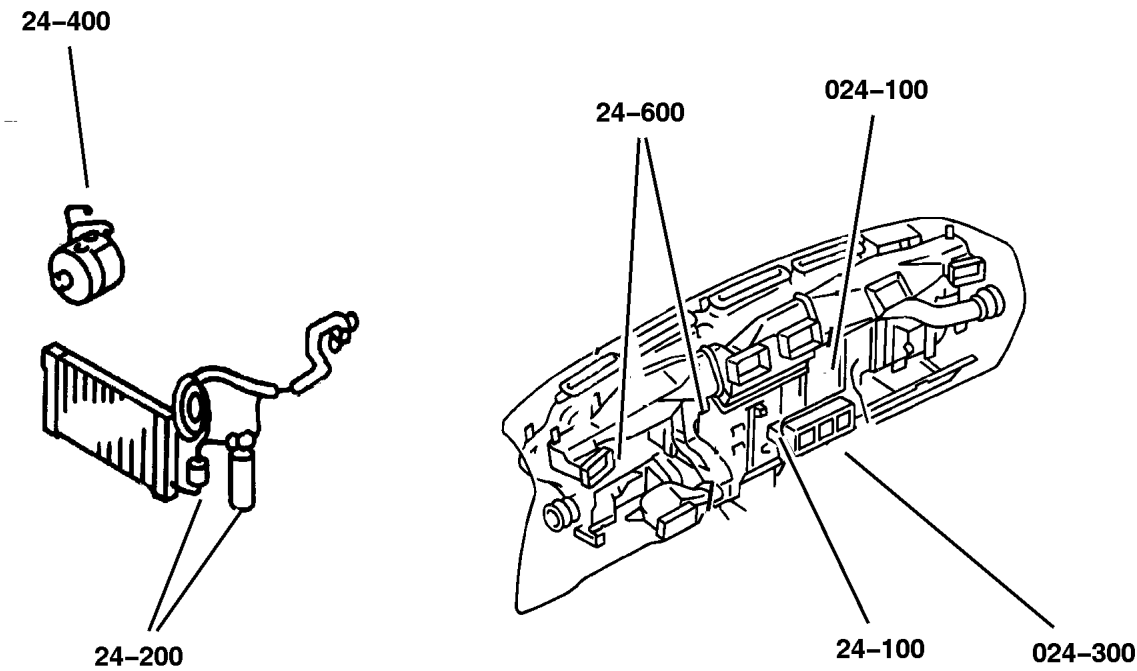
Group – 024

Air Conditioning & Heater

GROUP 24 - Air Conditioning & Heater

Illustration Title

Group-Fig. No.



Air Conditioner and Heater Units

Air Conditioning Unit Fig. 024-160

Air Conditioning Unit ATC Fig. 024-170

Air Conditioner and Heater Plumbing

Hoses, Heater 4.0L Engine Fig. 024-240

Hoses, Heater 5.2L And 5.9L Engine Fig. 024-245

Accumulator, Condensor And Lines 4.0L Engine Fig. 024-250

Accumulator, Condensor And Lines 5.2L And 5.9L Engine Fig. 024-255

Air Conditioner and Heater Controls

Control, With Air Conditioning Fig. 024-320

Control, With ATC Fig. 024-330

Air Conditioning Compressor

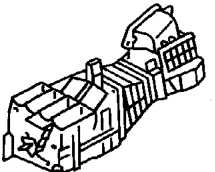
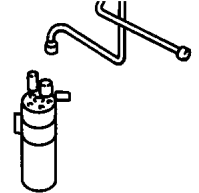
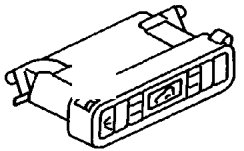
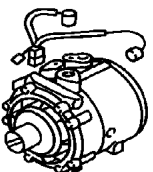

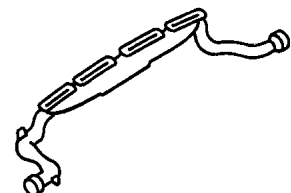
Compressor, Air Conditioning Fig. 024-420

Air Conditioning Compressor Mounting

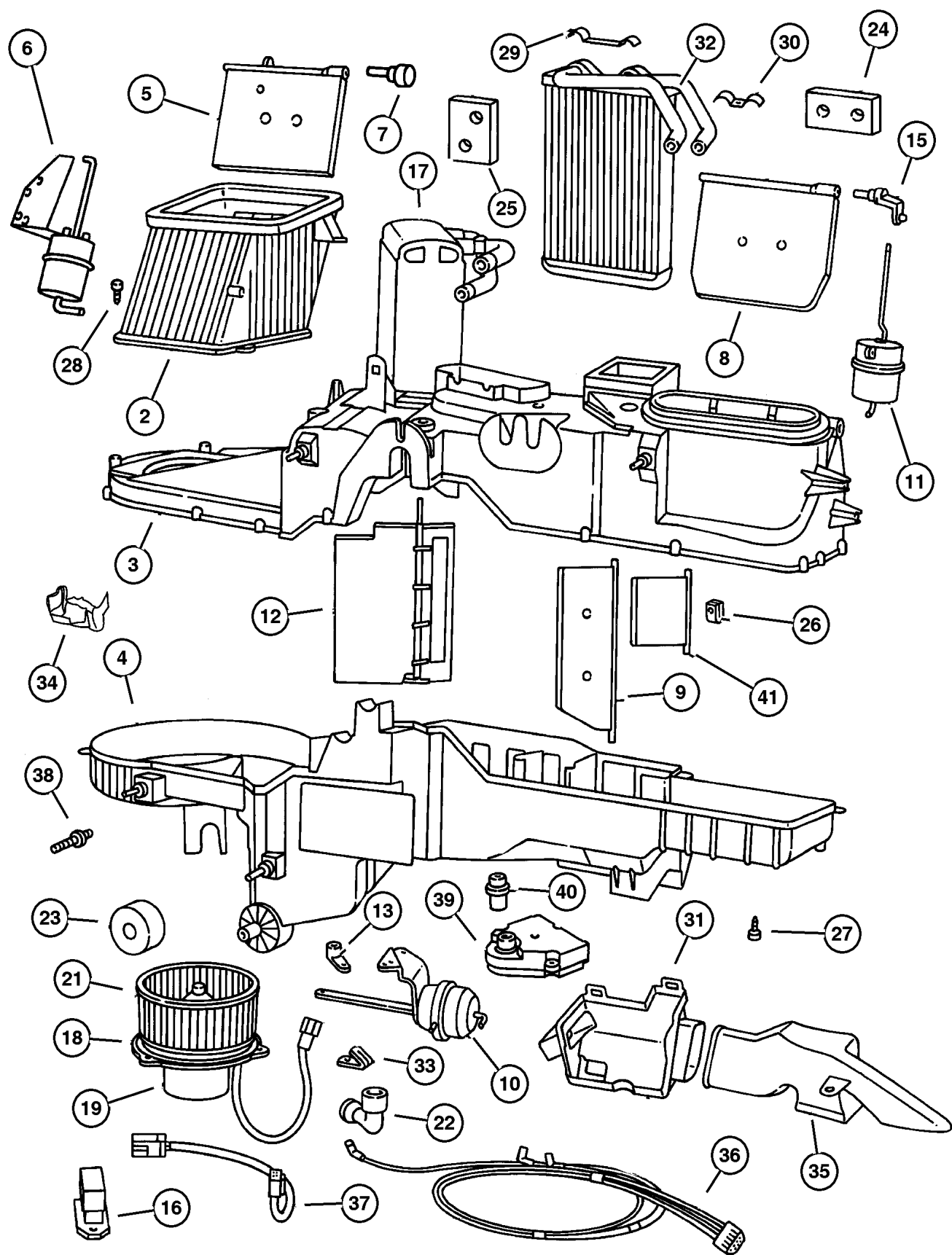
Compressor Mounting Fig. 024-520

Air Ducts and Outlets

Air Ducts And Outlets Fig. 024-610

<p>024-100 Air Conditioner and Heater Units</p> 	<p>024-200 Air Conditioner and Heater Plumbing</p> 	<p>024-300 Air Conditioner and Heater Controls</p> 	<p>024-400 Air Conditioning Compressor</p> 
<p>024-500 Air Conditioning Compressor Mounting</p> 	<p>024-600 Air Ducts and Outlets</p> 		

Air Conditioning Unit Figure 024-160



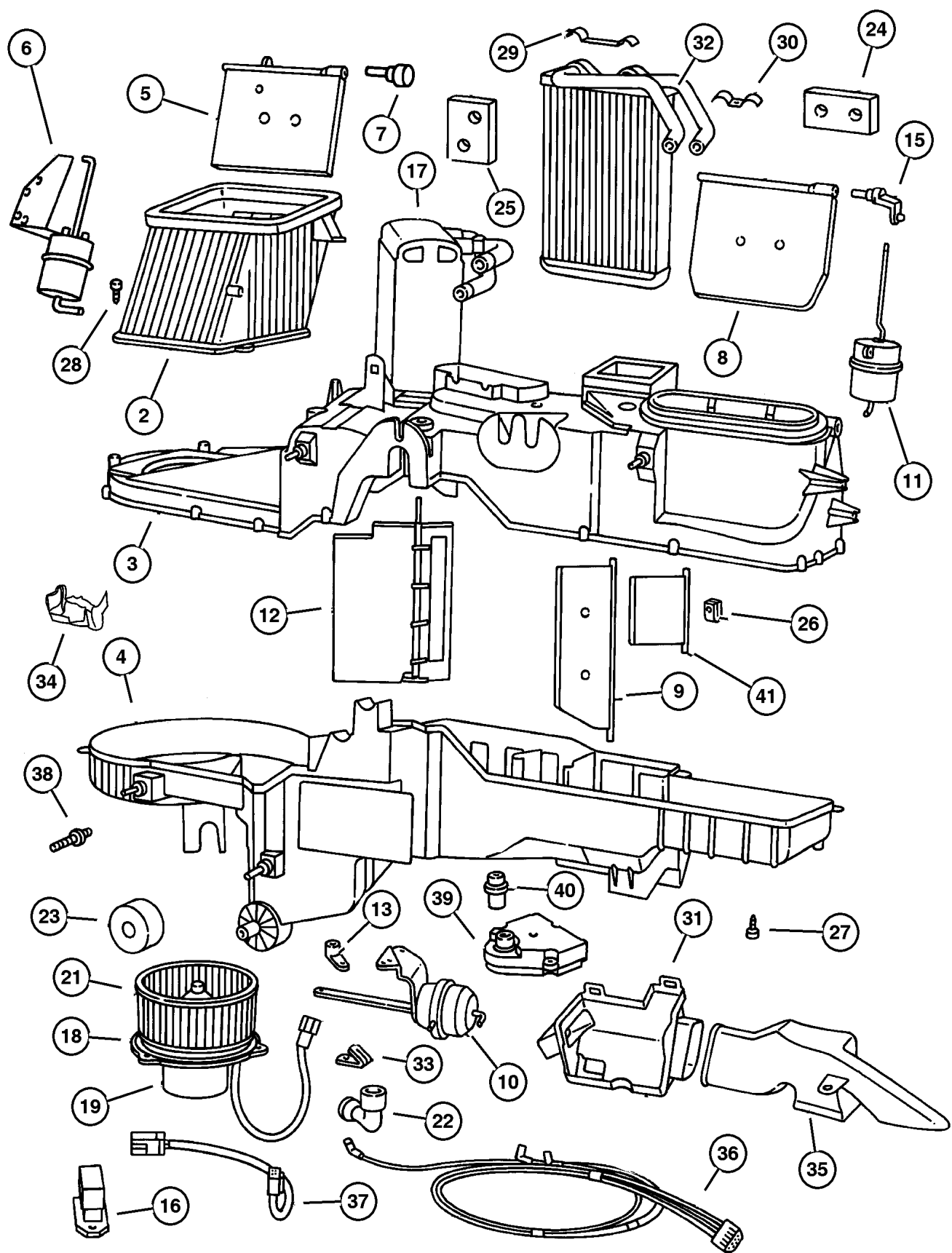
ITEM	PART NUMBER	QTY	LINE	SERIES	BODY	ENGINE	TRANS	TRIM	DESCRIPTION
-1	5511 6000	1							LABEL, Refrigerant, Refrigerant Charge
2	4886 383AA	AR							HOUSING, Air Recirculating, Fresh/Recirculating
3	4778 422	AR							HOUSING, A/C Upper, Upper
4	4778 424	1							HOUSING, A/C Lower, Lower
5	4720 026	1							DOOR, Fresh Air, Fresh Air
6	4886 070AA	1							ACTUATOR, Fresh Air Door, Fresh Air Door
7	4720 029	AR							CLIP, Fresh Air Door, Fresh Air Door
8	4720 023	AR							DOOR, Vent, Vent/Defrost
9	4778 420	AR							DOOR, Floor Defroster Duct, Heater Floor Duct
10	4778 426	1							ACTUATOR, Heater, Floor Duct
11	4720 279	1							ACTUATOR, Heater, Vent/Defrost
12	4746 211	AR							DOOR, A/C Temperature, Temperature
13	4720 347	1							LEVER, A/C Floor Door Duct, Floor Duct Door
-14	4883 191	1							SERVO, A/C Temperature Door
15	4720 348	1							LEVER, A/C Vent Defrost Door, Vent/Defrost Door
16	4720 278	1							RESISTOR, Blower Motor, Blower Motor
17	4798 705	AR							EVAPORATOR, Air Conditioning, Core
18	4720 039	AR							SEAL, Blower Motor, Blower Motor
19	4778 417	AR							MOTOR, Blower, Blower
-20	4720 007	AR							SCREW, Blower Motor
21	4720 009	AR							BLOWER, Motor
22	5210 066	AR							TUBE, A/C Motor Cooling, Motor Vent
23	4720 037	AR							SEAL, Evaporator Drain, Evaporator Drain to Dash
24	4720 033	AR							SEAL, Heater Tubes, Heater Tubes to Dash
25	4720 034	AR							SEAL, Evaporator Tubes, Evaporator Tubes to Dash
26	4720 045	AR							U-NUT, Implement Mounting
27	4720 533	AR							SCREW, Heater Housing
28	4720 534	AR							SCREW, Pan Head
29	4720 555	AR							CLAMP, Heater Core

JEEP GRAND CHEROKEE (ZJ)
 SERIES LINE BODY ENGINE TRANSMISSION
 L = Low Line J = 4WD 74 = 4 Door ERH, ER0 = 4.0L Power Tech I-6.
 ELF, EL0 = 5.2L V8 MPI DGW = 4 Speed Auto. 44RE
 EML, EM0 = 5.9L V8 MPI DGT = 4 Speed Auto. 42RE
 DGT = 4 Speed Auto. 46RE
 DG0 = All Speed Auto.

AR = Use as required - = Non illustrated part # = New this model year

October 20, 2004

Air Conditioning Unit Figure 024-160



ITEM	PART NUMBER	QTY	LINE	SERIES	BODY	ENGINE	TRANS	TRIM	DESCRIPTION
30	4720 028	AR							CLIP, Heater Core, Heater Core Tubes
31	4720 010	AR							DUCT, A/C And Heater, Floor
32	4720 008	AR							CORE, Heater, Heater
33	4720 028	AR							CLIP, Heater Core
34	4778 415	AR							INSULATOR, Air Conditioning, Cooling
35	4720 560	AR							DUCT, Air Outlet, Air
36	4720 350	1							HARNES, A/C And Heater Vacuum, Vacuum
37	4883 172	1							WIRING, Heater and A/C, Wiring
38	4720 032	AR							STUD, A/C Heater Housing, Mtg.
39									SERVO, A/C Temperature Door
	4647 039	AR							With Stamp #113800-1340
	4720 015	1							With Stamp #16124922
40	4720 014	AR							LEVER, Mode Door
41	4778 421	AR							DOOR, Floor Defroster Duct

JEEP GRAND CHEROKEE (ZJ)
 SERIES LINE
 L = Low Line J = 4WD
 T = 2WD

BODY
 74 = 4 Door

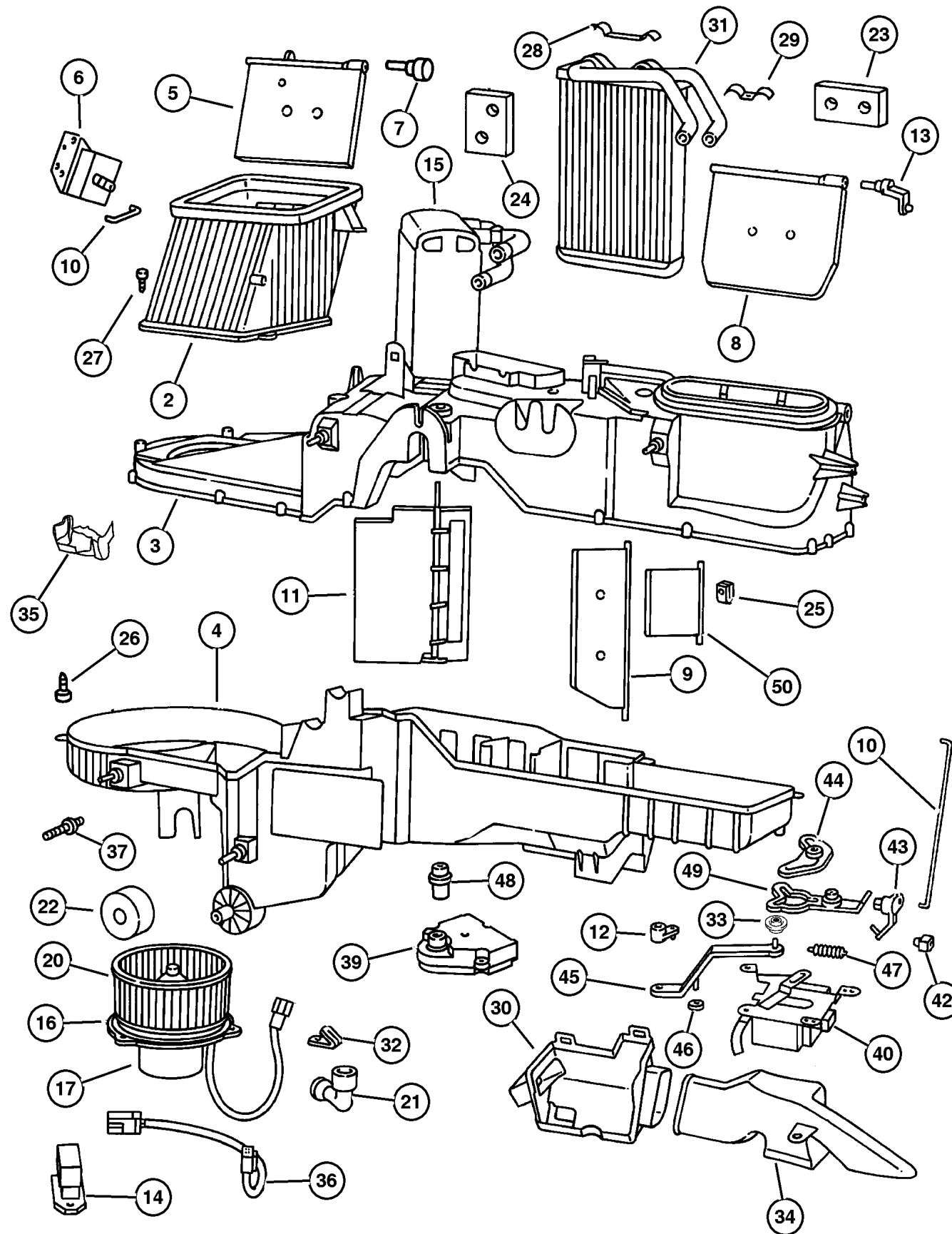
ENGINE
 ERH, ER0 = 4.0L Power Tech I-6.
 ELF, EL0 = 5.2L V8 MPI
 EML, EM0 = 5.9L V8 MPI

TRANSMISSION
 DGW = 4 Speed Auto. 44RE
 DGK = 4 Speed Auto. 42RE
 DGT = 4 Speed Auto. 46RE
 DGO = All Speed Auto.

AR = Use as required - = Non illustrated part # = New this model year

October 20, 2004

Air Conditioning Unit ATC Figure 024-170



ITEM	PART NUMBER	QTY	LINE	SERIES	BODY	ENGINE	TRANS	TRIM	DESCRIPTION
-1	5511 6000	1							LABEL, Refrigerant
2	4886 383AA	AR							HOUSING, Air Recirculating, Fresh/ Recirculating
3	4778 422	AR							HOUSING, A/C Upper, Upper
4	4778 423	AR							HOUSING, A/C Lower, Lower
5	4720 024	AR							DOOR, Fresh Air, Fresh Air
6	4720 563	AR							ACTUATOR, Heater Door, Fresh Air Door
7	4720 029	AR							CLIP, Fresh Air Door, Fresh Air Door
8	4720 023	AR							DOOR, Vent, Vent/Defrost
9	4778 420	AR							DOOR, Floor Defroster Duct, Floor Duct
10	4720 571	AR							SHAFT, A/C and Heater Door, Door
11	4746 211	AR							DOOR, A/C Temperature
12									LEVER, Order Item # 41, (NOT REQUIRED)
13	4720 570	AR							LEVER, A/C Heater Door, Vent/ Defrost
14	4883 692AA	1							RESISTOR, Blower Motor, Power (Resistor Motor)
15	4882 168	1							EVAPORATOR, Air Conditioning
16	4720 039	AR							SEAL, Blower Motor, Motor
17	4778 417	AR							MOTOR, Blower, Blower
-18	4720 007	AR							SCREW, Blower Motor
-19	2837 680	AR							CLAMP, Blower Motor Wheel
20	4720 009	AR							BLOWER, Motor
21	5210 066	AR							TUBE, A/C Motor Cooling, Motor Vent
22	4720 037	AR							SEAL, Evaporator Drain, Evaporator Drain to Dash
23	4720 033	AR							SEAL, Heater Tubes, Heater Tubes to Dash
24	4720 034	AR							SEAL, Evaporator Tubes, Evaporator Tubes to Dash
25	4720 045	AR							U-NUT, Implement Mounting
26	4720 533	AR							SCREW, Heater Housing
27	4720 534	AR							SCREW, Pan Head
28	4720 555	AR							CLAMP, Heater Core
29	4720 028	AR							CLIP, Heater Core, Heater Core Tubes
30	4720 010	AR							DUCT, A/C And Heater, Floor
31	4720 008	AR							CORE, Heater, Heater
32	4720 028	AR							CLIP, Heater Core

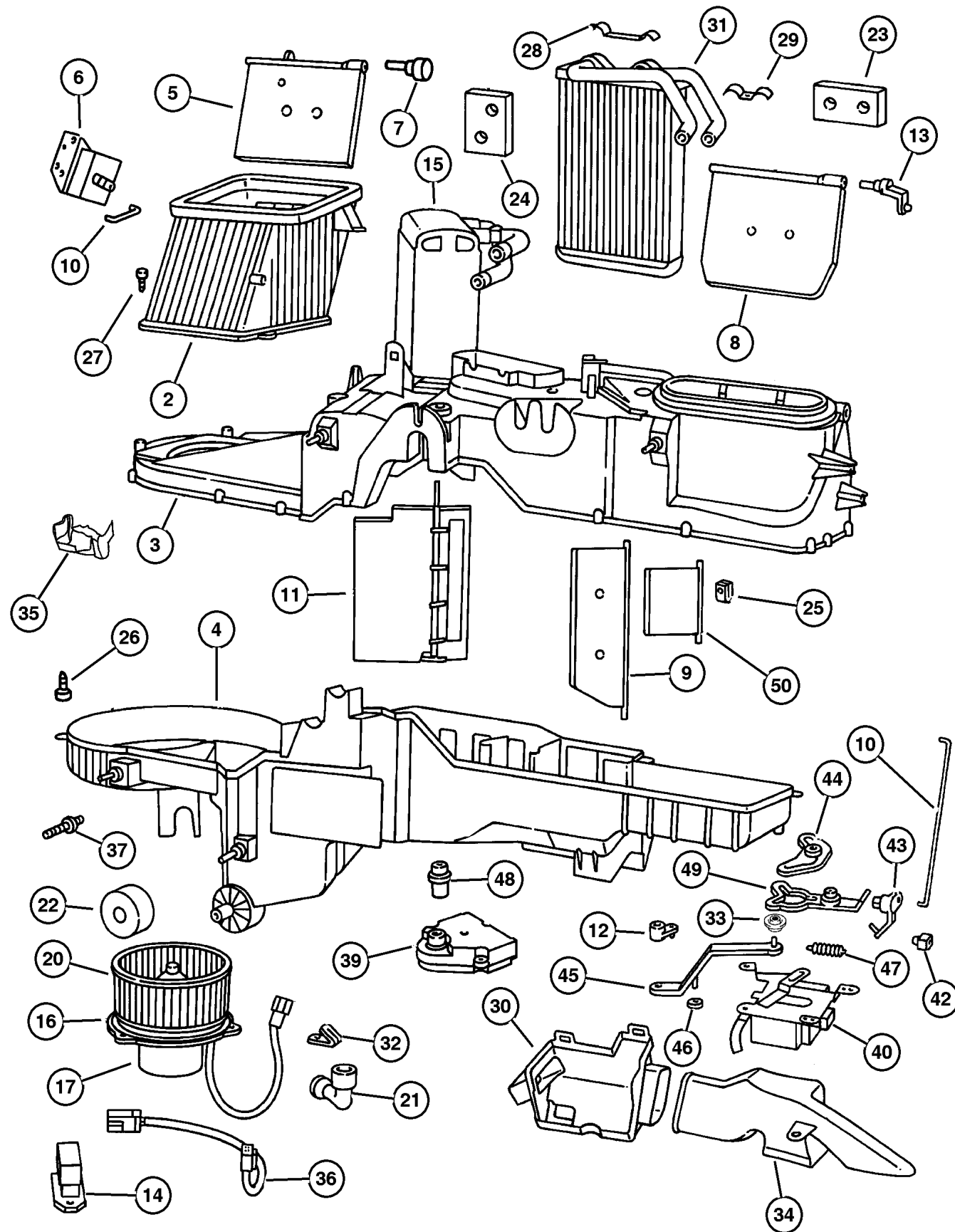
JEEP GRAND CHEROKEE (ZJ)

SERIES	LINE	BODY	ENGINE	TRANSMISSION
L = Low Line	J = 4WD T = 2WD	74 = 4 Door	ERH, ER0 = 4.0L Power Tech I-6. ELF, EL0 = 5.2L V8 MPI EML, EM0 = 5.9L V8 MPI	DGW = 4 Speed Auto. 44RE DGK = 4 Speed Auto. 42RE DGT = 4 Speed Auto. 46RE DGO = All Speed Auto.

AR = Use as required - = Non illustrated part # = New this model year

October 20, 2004

Air Conditioning Unit ATC Figure 024-170



ITEM	PART NUMBER	QTY	LINE	SERIES	BODY	ENGINE	TRANS	TRIM	DESCRIPTION
33	4720 558	AR							BUSHING, Air Condition and Heater, Lever
34	4720 560	AR							DUCT, Air Outlet, Air
35	4778 415	AR							INSULATOR, Air Conditioning, Cooling
36	4883 693AA	1							WIRING, Heater and A/C, Wiring
37	4720 032	AR							STUD, A/C Heater Housing, w/Stud Mtg.
-38	4746 573	AR							SEAL, Blower Motor, Stud
39	4647 039	AR							SERVO, A/C Temperature Door, Door
40	4720 569	AR							ACTUATOR, Heater, Heat/Defrost Door
-41	4720 558	AR							BUSHING, Air Condition and Heater, Clip
42	4720 576	AR							CLIP, A/C Heater Housing
43	4720 572	AR							LEVER, Defroster Door
44	4720 559	AR							ACTUATOR, Heater
45	4886 136AA	AR							LEVER, Defroster Door
46	4746 882	AR							WASHER, Mode Door
47	4746 883	AR							SPRING, Mode Door
48									LEVER, Mode Door
	4720 014	AR							
		1							
49	4762 086	AR							FACE PLATE, Heater And A/C Control
50	4778 421	AR							DOOR, Floor Defroster Duct

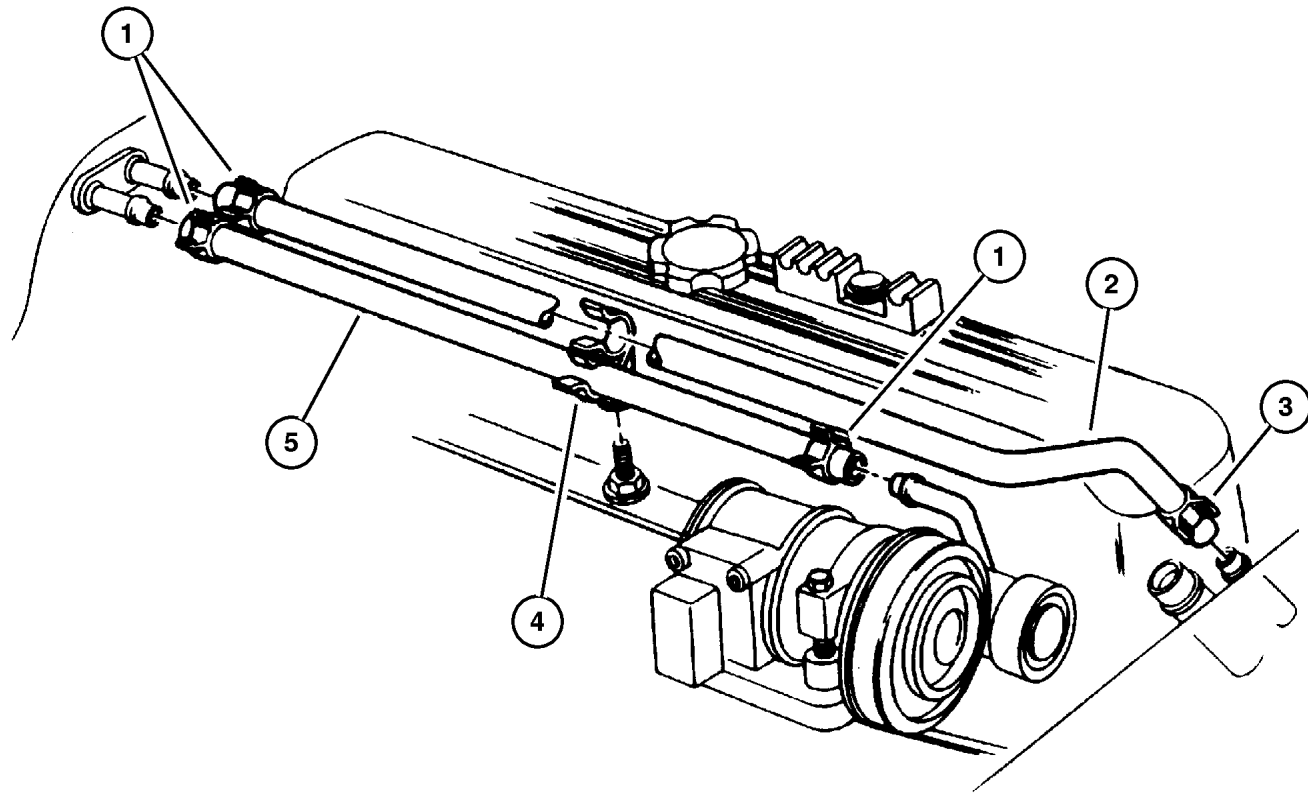
JEEP GRAND CHEROKEE (ZJ)
 SERIES LINE BODY ENGINE TRANSMISSION
 L = Low Line J = 4WD 74 = 4 Door ERH, ER0 = 4.0L Power Tech I-6. DGW = 4 Speed Auto. 44RE
 ELF, EL0 = 5.2L V8 MPI DGT = 4 Speed Auto. 42RE
 EML, EM0 = 5.9L V8 MPI DGO = All Speed Auto.

AR = Use as required - = Non illustrated part # = New this model year

October 20, 2004

Hoses, Heater 4.0L Engine
Figure 024-240

ITEM	PART NUMBER	QTY	LINE	SERIES	BODY	ENGINE	TRANS	TRIM	DESCRIPTION
1	6502 017	2				ER0			CLAMP, Heater Hose
2	5503 6490	1				ER0			HOSE, Heater Supply, Supply
3	6502 018	1				ER0			CLAMP, Hose, M28.9 x 1.60
4	5503 5933	1				ER0			BRACKET, Hose, Hose Retaining
5	5503 6475	1				ER0			HOSE, Heater Return, Return

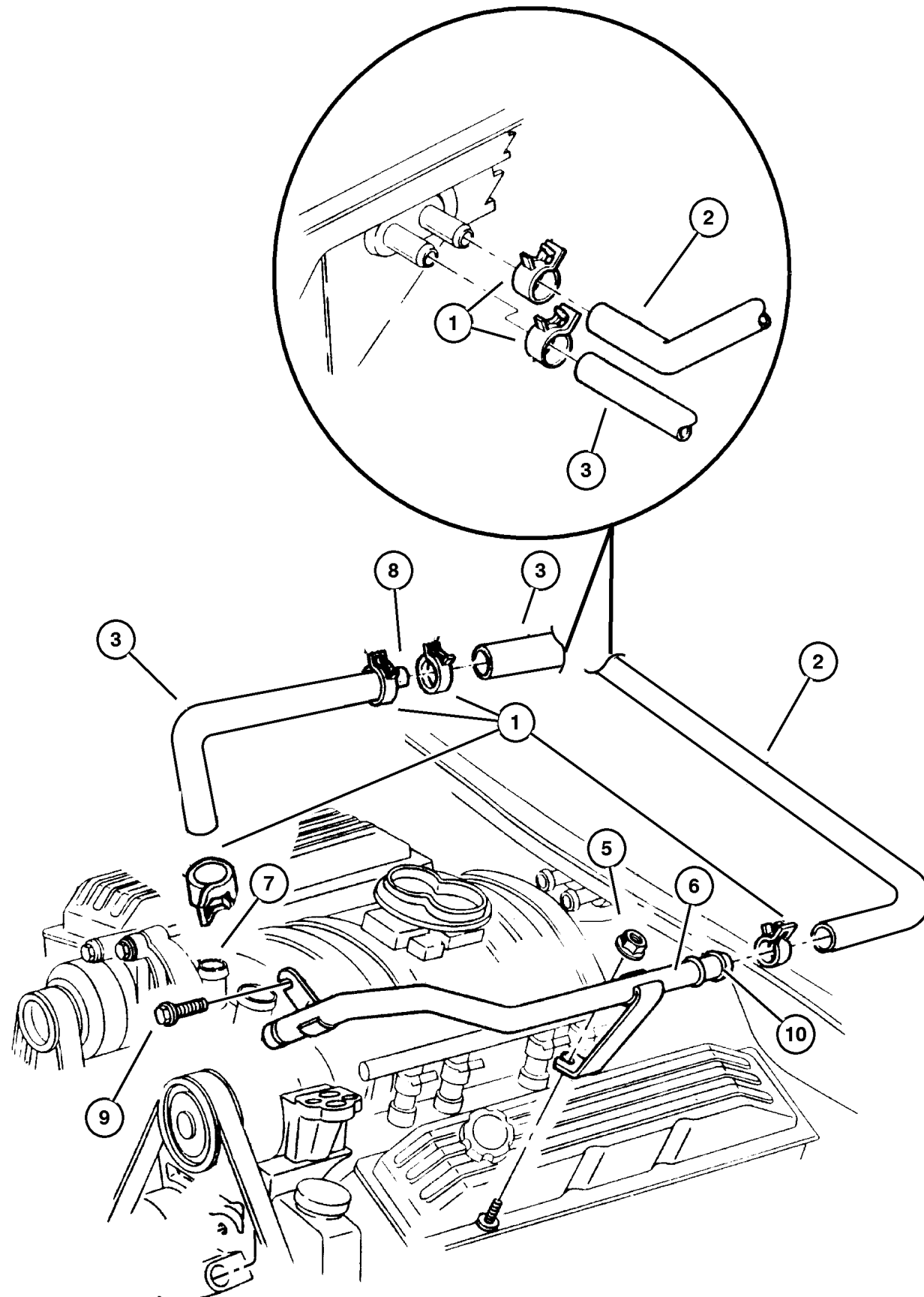


JEEP GRAND CHEROKEE (ZJ)				
SERIES	LINE	BODY	ENGINE	TRANSMISSION
L = Low Line	J = 4WD T = 2WD	74 = 4 Door	ERH, ER0 = 4.0L Power Tech I-6. ELF, EL0 = 5.2L V8 MPI EML, EM0 = 5.9L V8 MPI	DGW = 4 Speed Auto. 44RE DGK = 4 Speed Auto. 42RE DGT = 4 Speed Auto. 46RE DGO = All Speed Auto.

AR = Use as required - = Non illustrated part # = New this model year

October 20, 2004

Hoses, Heater 5.2L And 5.9L Engine
Figure 024-245



ITEM	PART NUMBER	QTY	LINE	SERIES	BODY	ENGINE	TRANS	TRIM	DESCRIPTION
1	6502 017	2				EL0, EMO			CLAMP, Heater Hose
2	5503 6477	1				EL0, EMO			HOSE, Heater, Return
3									HOSE, Heater Supply
	5503 6476	1				EL0, EMO			
	5503 6844	1				EL0, EMO			With 90 Degree Bend
-4	4637 938	1				EL0, EMO			SLEEVE, Heater Hose, Heater Hose, Braided
5	6033 560	1				EL0, EMO			NUT AND WASHER, Hex Nut-Coned Washer, .25-20
6	5503 6895	1				EL0, EMO			TUBE, Heater Return
7	5503 5944	1				EL0, EMO			NIPPLE, Heater Inlet, Return
8	4361 121	1				EL0, EMO			HOSE, Heater, Insert
9	5503 6492	1				EL0, EMO			HOSE, Heater Supply
10	4746 864	1				EL0, EMO			O RING, Tube Assy, Heater Return

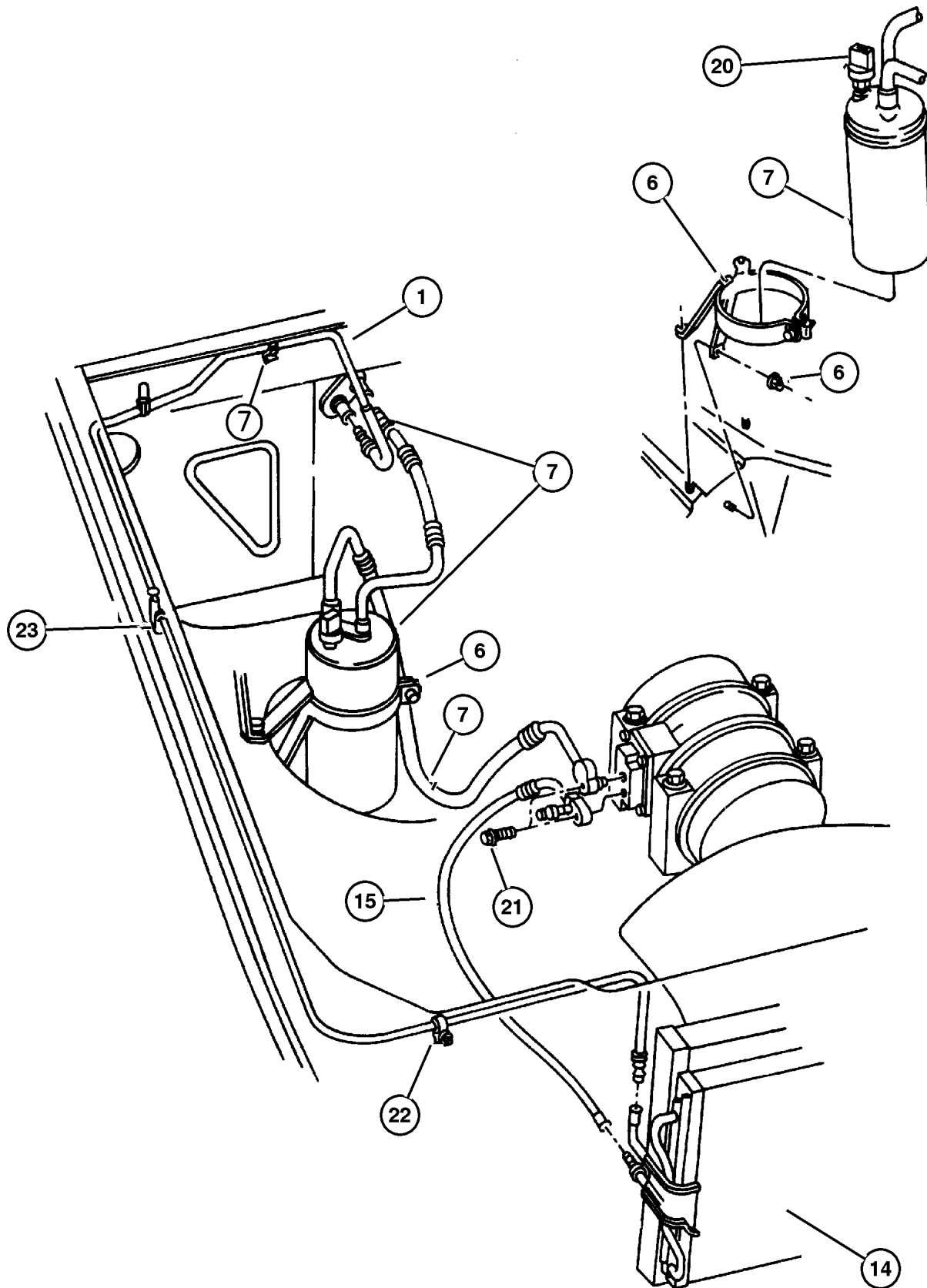
JEEP GRAND CHEROKEE (ZJ)

SERIES	LINE	BODY	ENGINE	TRANSMISSION
L = Low Line	J = 4WD T = 2WD	74 = 4 Door	ERH, ER0 = 4.0L Power Tech I-6. ELF, EL0 = 5.2L V8 MPI EML, EMO = 5.9L V8 MPI	DGW = 4 Speed Auto. 44RE DGK = 4 Speed Auto. 42RE DGT = 4 Speed Auto. 46RE DGO = All Speed Auto.

AR = Use as required - = Non illustrated part # = New this model year

October 20, 2004

Accumulator, Condensor And Lines 4.0L Engine Figure 024-250



ITEM	PART NUMBER	QTY	LINE	SERIES	BODY	ENGINE	TRANS	TRIM	DESCRIPTION
1	5511 6115	1				EL0, EM0, ER0			LINE, A/C Liquid
-2	5503 5972	1				EL0, EM0, ER0			CAP, A/C Check Valve
-3	3849 468	1				ER0			VALVE, A/C Discharge Line Check
-4	5010 890AA	4				EL0, ER0			O RING, A/C Liquid Line
-5									SPRING, Quick Disconnect, 04728856, (NOT SERVICED) (Not Serviced)
6	5511 5828	1							BRACKET, A/C Filter Drier, Accum. Assembly
7	5511 6120	1				ER0			ACCUMULATOR, Suction Line
-8	4728 705	1				ER0			O RING, Low Pressure Cutout Switc
-9	5011 943AA	1				ER0			SWITCH, A/C Cycling
-10	4773 190	1				ER0			SWITCH, A/C High Pressure Cut Off
-11									WASHER, Thrust, (NOT SERVICED) (Not Serviced)
-12	4740 401	1				ER0			O RING, A/C Suction Line
-13									VALVE CORE, Service Port, 05011346AA, (NOT SERVICED) (Not Serviced)
14	5503 6473	1				ER0			CONDENSER, Air Conditioning
15	5511 6117	1				ER0			LINE, A/C Discharge
-16	3849 468	1				ER0			VALVE, A/C Discharge Line Check
-17	4796 565	1				ER0			O RING, A/C Discharge Line
-18	4882 139	1				ER0			O RING, High Pressure
-19									CLIP, A/C Quick Disconnect Discharge
	4596 152	3							Suction
	4596 153	1							
20	4773 190	1				ER0			SWITCH, A/C High Pressure Cut Off, High Pressure Cut-Out
21									SCREW, (NOT SERVICED) (Not Serviced)
22	5503 5758	2							RETAINER, A/C Supply Line
23	5503 6495	2							RETAINER, A/C Supply Line

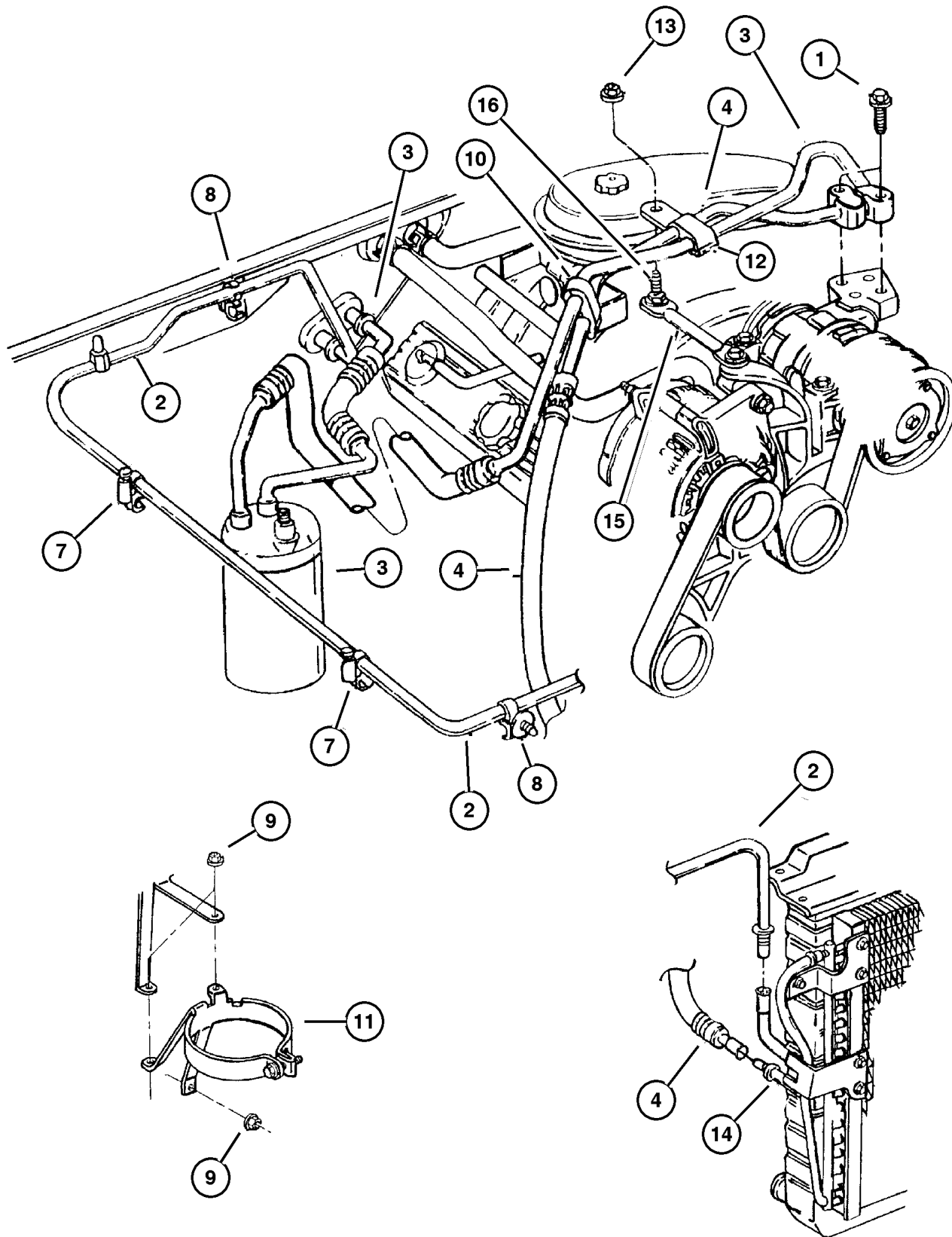
JEEP GRAND CHEROKEE (ZJ)

SERIES	LINE	BODY	ENGINE	TRANSMISSION
L = Low Line	J = 4WD T = 2WD	74 = 4 Door	ERH, ER0 = 4.0L Power Tech I-6. ELF, EL0 = 5.2L V8 MPI EML, EM0 = 5.9L V8 MPI	DGW = 4 Speed Auto. 44RE DGK = 4 Speed Auto. 42RE DGT = 4 Speed Auto. 46RE DGO = All Speed Auto.

AR = Use as required - = Non illustrated part # = New this model year

October 20, 2004

Accumulator, Condenser And Lines 5.2L And 5.9L Engine Figure 024-255



ITEM	PART NUMBER	QTY	LINE	SERIES	BODY	ENGINE	TRANS	TRIM	DESCRIPTION
1									SCREW, (NOT SERVICED) (Not Serviced)
2	5511 6115	1				ELO, EMO, ERO			LINE, A/C Liquid
3	5511 6121	1				ELO, EMO			ACCUMULATOR, Suction Line
4	5511 6119	1				ELO, EMO			LINE, A/C Discharge
-5	4596 152	3							CLIP, A/C Quick Disconnect, Quick Disconnect, Discharge Line
-6	4596 153	1							CLIP, A/C Quick Disconnect, Quick Disconnect, Suction Line
7	5503 5758	2							RETAINER, A/C Supply Line, Liquid Line Mounting
8	5503 6495	2							RETAINER, A/C Supply Line, Line Mounting
9	6100 515	4				ELO, EMO			NUT, Hex Flange Lock, M5
10	5503 5784	1				ELO, EMO			CLIP, Tube
11	5511 5828	1							BRACKET, A/C Filter Drier, Accumulator
12	5503 5945	1				ELO, EMO			CLIP, Hose To Manifold, Hose to Manifold
13									NUT, (NOT SERVICED) (Not Serviced)
14	5503 6473	1				ELO, EMO			CONDENSER, Air Conditioning
15	5300 8746	1				ELO, EMO			BRACE, Alternator
16	6034 438	1				ELO, EMO			STUD, .312-18/.375-16x1.750
-17	5011 943AA	1				ELO, EMO			SWITCH, A/C Cycling
-18	4773 122	AR							SWITCH, A/C High Pressure Cut Off

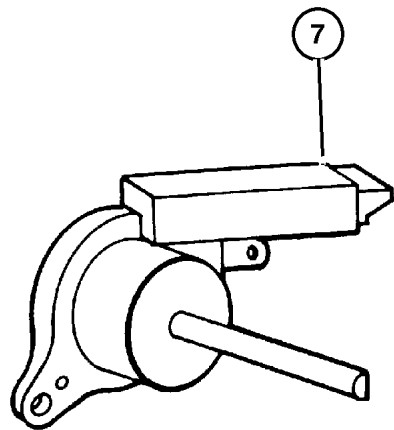
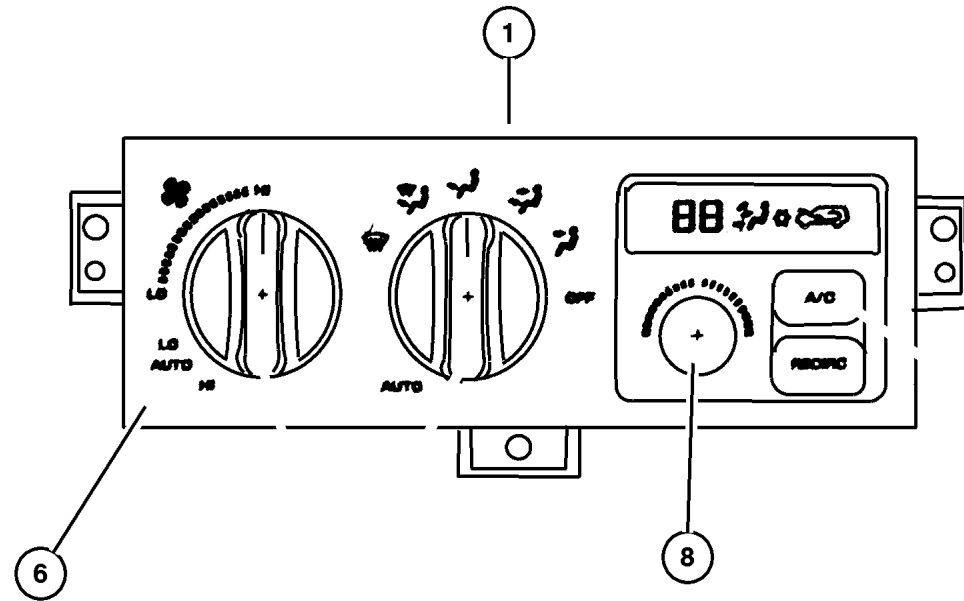
JEEP GRAND CHEROKEE (ZJ)

SERIES	LINE	BODY	ENGINE	TRANSMISSION
L = Low Line	J = 4WD T = 2WD	74 = 4 Door	ERH, ER0 = 4.0L Power Tech I-6. ELF, ELO = 5.2L V8 MPI EML, EMO = 5.9L V8 MPI	DGW = 4 Speed Auto. 44RE DGK = 4 Speed Auto. 42RE DGT = 4 Speed Auto. 46RE DGO = All Speed Auto.

AR = Use as required - = Non illustrated part # = New this model year

October 20, 2004

Control, With ATC
Figure 024-330



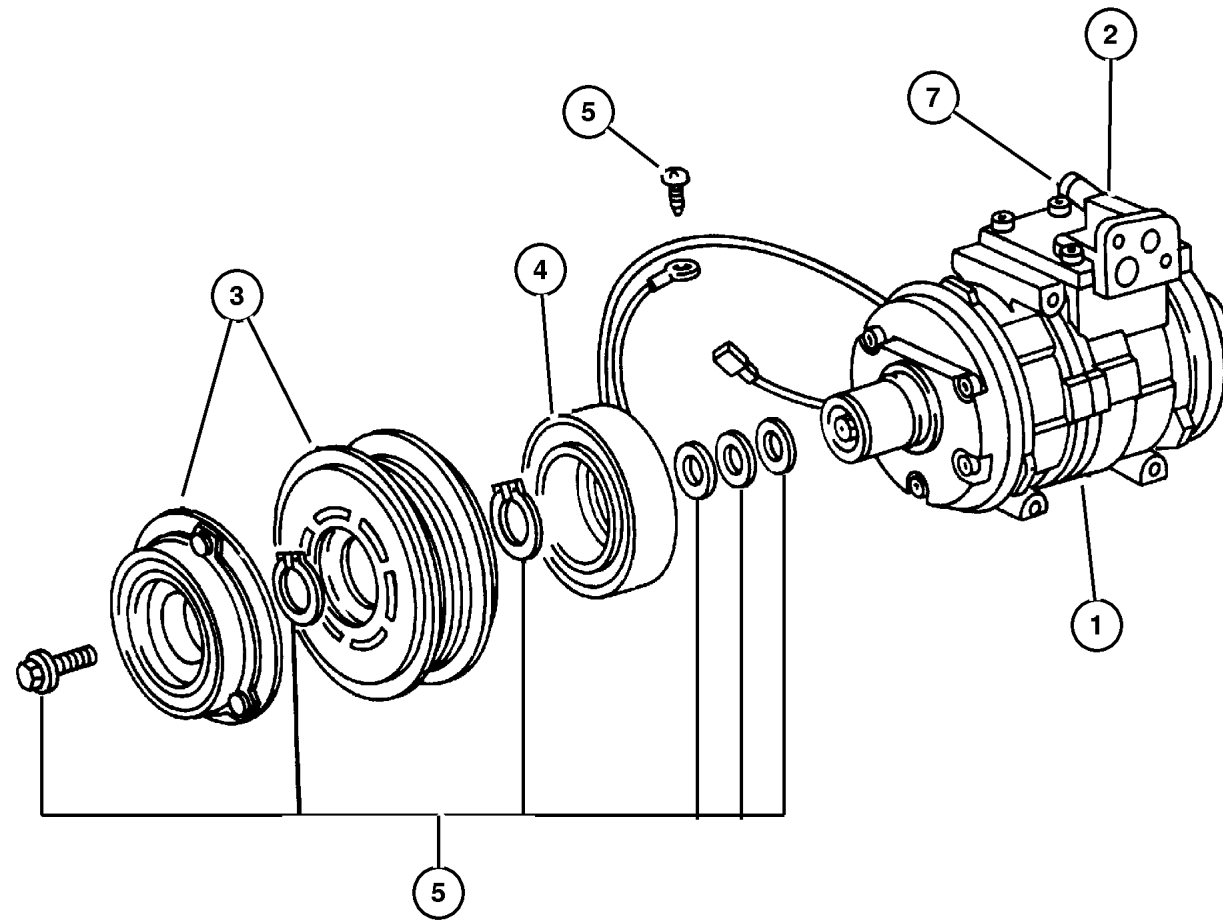
ITEM	PART NUMBER	QTY	LINE	SERIES	BODY	ENGINE	TRANS	TRIM	DESCRIPTION
1									CONTROL, Auto Temp Control
	5511 6065	1							[HAB]
	5511 5842	1							[HAA]
-2	5503 6393	1							SENSOR, Auto Temp. Control, Ambient
-3	5503 6394	1							HOSE, Aspirator, Aspirator
-4	5503 6396	1							SUPPORT, Auto Temperature Control, Control
-5									KNOB, KNOB, Serviced in Control Unit, (NOT SERVICED) (Not Serviced)
6									FACEPLATE, A/C Control, Serviced in Control Unit, (NOT SERVICED) (Not Serviced)
7									VALVE, A/C pressure Transducer, Rotary Vacuum, Serviced in Control Unit, (NOT SERVICED) (Not Serviced)
8									KNOB, Serviced in Control Unit, (NOT SERVICED) (Not Serviced)

JEEP GRAND CHEROKEE (ZJ)				
SERIES	LINE	BODY	ENGINE	TRANSMISSION
L = Low Line	J = 4WD T = 2WD	74 = 4 Door	ERH, ER0 = 4.0L Power Tech I-6. ELF, EL0 = 5.2L V8 MPI EML, EM0 = 5.9L V8 MPI	DGW = 4 Speed Auto. 44RE DGK = 4 Speed Auto. 42RE DGT = 4 Speed Auto. 46RE DGO = All Speed Auto.

AR = Use as required - = Non illustrated part # = New this model year

October 20, 2004

**Compressor, Air Conditioning
Figure 024-420**



ITEM	PART NUMBER	QTY	LINE	SERIES	BODY	ENGINE	TRANS	TRIM	DESCRIPTION
1									COMPRESSOR, Air Conditioning
	5503 6151	1				ER0			
	5600 6551	1				ELO, EMO			
2									MANIFOLD, Compressor
	4740 682	1				ELO, EMO			
	4761 702	1				ER0			
3									PULLEY, A/C Compressor
	4720 834	1				ER0			
	4740 683	1				ELO, EMO			
4									COIL, Air Conditioning Clutch
	4720 836	1				ER0			
		1				ELO, EMO			
5									CLUTCH, A/C Compressor
	4720 835	1				ER0			
									Clutch Overhaul Consists of: 1 - Snap Ring (Coil) 1 - Snap Ring (Pulley) 3 - Shim (.1 .3 .5) 1 - Bolt (Pulley Mounting) 1 - Bracket (Diode) 1 - Screw (Diode Bracket Mounting)
		1				ELO, EMO			Clutch Overhaul Consists of: 1 - Snap Ring (Coil) 1 - Snap Ring (Pulley) 3 - Shim (.1 .3 .5) 1 - Bolt (Pulley Mounting) 1 - Bracket (Diode) 1 - Screw (Diode Bracket Mounting)
-6									SNAP RING KIT, A/C Clutch
	5264 454	1				ER0			Clutch Snap Ring
		1				ELO, EMO			Clutch Snap Ring
7									VALVE, High Pressure Relief
	4720 848	1				ER0			High Pressure Release
		1				ELO, EMO			High Pressure Release
-8									O RING, Air Conditioning Compressor, (NOT SERVICED) (Not Serviced)

JEEP GRAND CHEROKEE (ZJ)

SERIES	LINE	BODY	ENGINE	TRANSMISSION
L = Low Line	J = 4WD T = 2WD	74 = 4 Door	ERH, ER0 = 4.0L Power Tech I-6. ELF, ELO = 5.2L V8 MPI EML, EMO = 5.9L V8 MPI	DGW = 4 Speed Auto. 44RE DGK = 4 Speed Auto. 42RE DGT = 4 Speed Auto. 46RE DGO = All Speed Auto.

AR = Use as required - = Non illustrated part # = New this model year

October 20, 2004

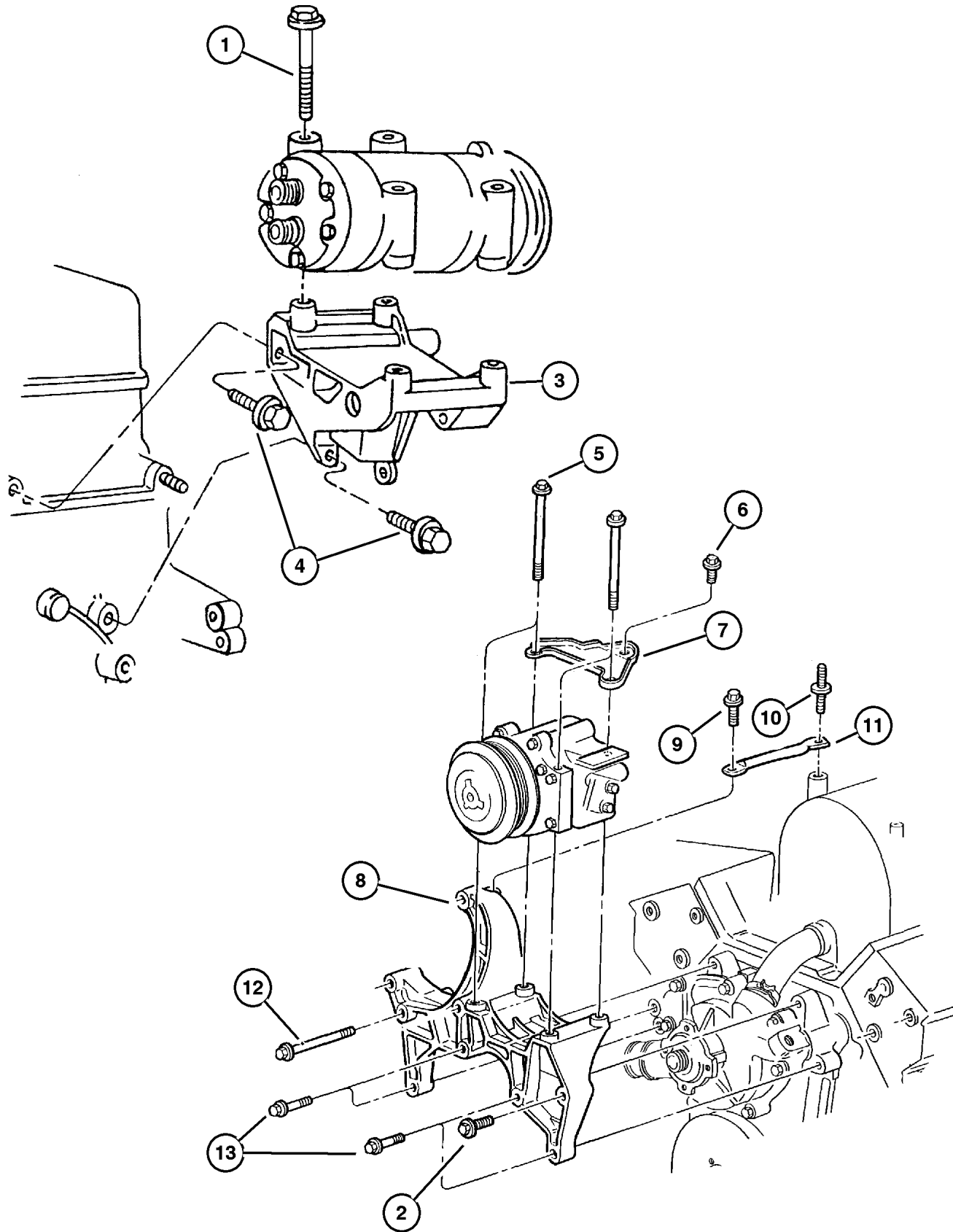
Compressor Mounting Figure 024-520

ITEM	PART NUMBER	QTY	LINE	SERIES	BODY	ENGINE	TRANS	TRIM	DESCRIPTION
1									BOLT, M8 x 1.25-1, (NOT SERVICED) (Not Serviced)
2	6034 246	1				EL0, EM0			BOLT, Hex Head, .375-16x.75
3									BRACKET, Alternator And Compressor
	5301 0224	1				ER0			
	5300 8614	1				EL0, EM0			
4	6025 063	2				ER0			SCREW AND WASHER, .375-16x1.125
5	6034 789	4				EL0, EM0			SCREW AND WASHER, Hex Head Coned Lock Washe, .312-18x3.75
6									SCREW, (NOT SERVICED) (Not Serviced)
7	5301 0252	1				EL0, EM0			BRACE, A/C Compressor
8	5300 8614	1				EL0, EM0			BRACKET, Alternator And Compressor
9									SCREW, (NOT SERVICED) (Not Serviced)
10	6034 438	1				EL0, EM0			STUD, .312-18/.375-16x1.750
11	5300 8746	1				EL0, EM0			BRACE, Alternator
12	6034 247	1				EL0, EM0			BOLT, Hex Head, .375-16x.25
13									SCREW, (NOT SERVICED) (Not Serviced)

JEEP GRAND CHEROKEE (ZJ)				
SERIES	LINE	BODY	ENGINE	TRANSMISSION
L = Low Line	J = 4WD T = 2WD	74 = 4 Door	ERH, ER0 = 4.0L Power Tech I-6. ELF, EL0 = 5.2L V8 MPI EML, EM0 = 5.9L V8 MPI	DGW = 4 Speed Auto. 44RE DGK = 4 Speed Auto. 42RE DGT = 4 Speed Auto. 46RE DGO = All Speed Auto.

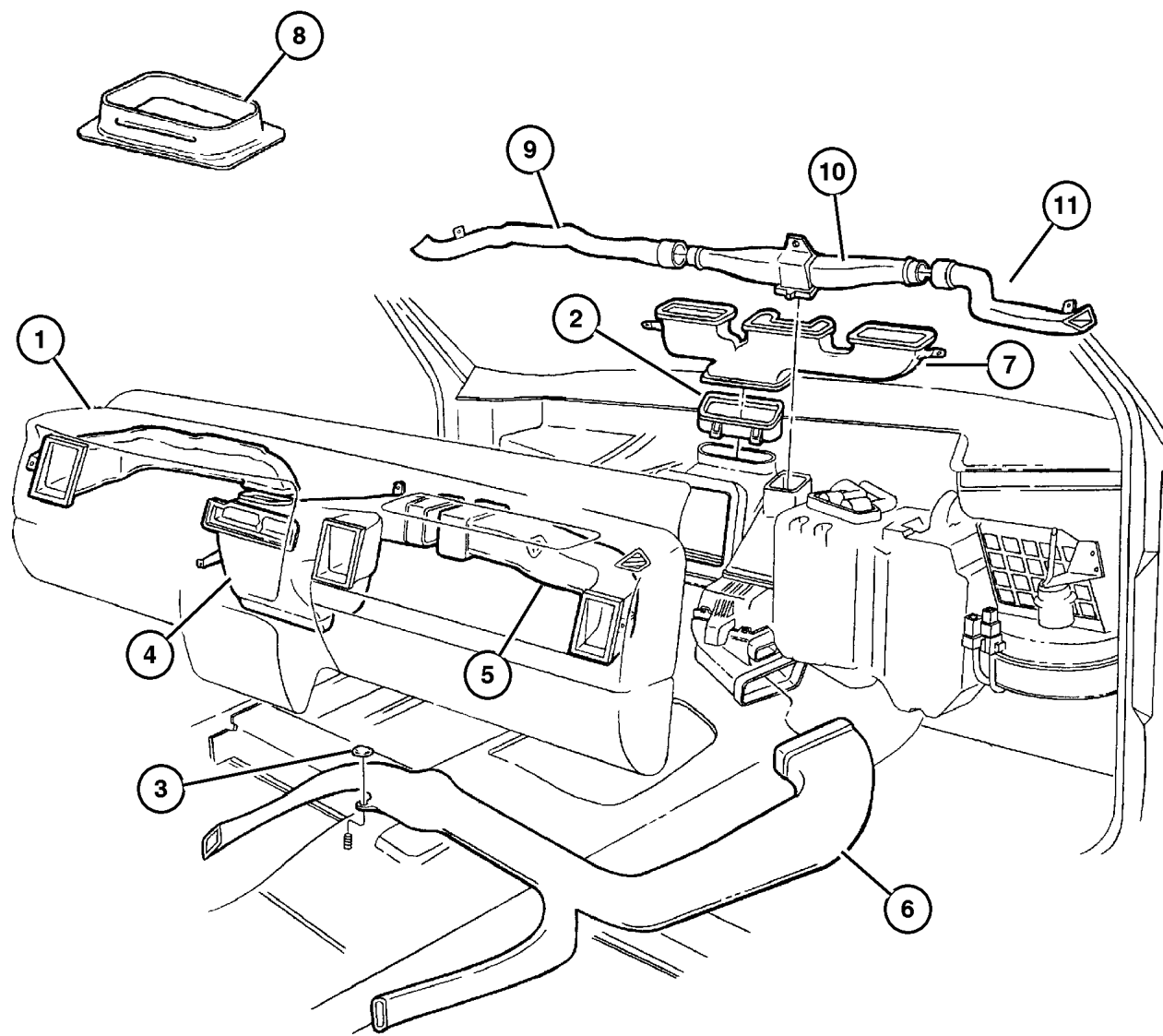
AR = Use as required - = Non illustrated part # = New this model year

October 20, 2004



Air Ducts And Outlets Figure 024-610

ITEM	PART NUMBER	QTY	LINE	SERIES	BODY	ENGINE	TRANS	TRIM	DESCRIPTION
1	5511 5233	1							DUCT, Air Outlet, Left, Left Air Outlet
2	4732 061	1							ADAPTER, Defroster Duct, Defroster Duct
3	6504 721	1							NUT, Push-On Spring, 3, Push
4	5511 5231	1							DUCT, Instrument Panel, A/C Center
5	5511 5232	1							DUCT, Air Outlet, Right Air Outlet
6	55116 239AB	1							DUCT, Rear Floor Heat
7	55115 761AB	1							DUCT, Defroster, Defroster
8	5503 6517	1							BAFFLE, Air Intake, Inlet ***
9	5511 5235	1							DUCT, Side Window, Left Side Window Defroster
10	5511 5329	1							OUTLET, Demister, Center Side Window Defroster
11	5511 5234	1							DUCT, Side Window, Right Side Window Defroster
-12	6032 723	5							SCREW, Self Tapping, M4.2x1.69x19.05, Duct Attaching



JEEP GRAND CHEROKEE (ZJ)				
SERIES	LINE	BODY	ENGINE	TRANSMISSION
L = Low Line	J = 4WD T = 2WD	74 = 4 Door	ERH, ER0 = 4.0L Power Tech I-6. ELF, EL0 = 5.2L V8 MPI EML, EM0 = 5.9L V8 MPI	DGW = 4 Speed Auto. 44RE DGK = 4 Speed Auto. 42RE DGT = 4 Speed Auto. 46RE DG0 = All Speed Auto.

AR = Use as required - = Non illustrated part # = New this model year

October 20, 2004

Group – 025

Emission Systems

GROUP 25 - Emission Systems

Illustration Title

Group-Fig. No.

Emission Labels

Emission Labels 4.0L (ERH), 5.2L (ELF), 5.9L (EML) Engine Fig. 025-130

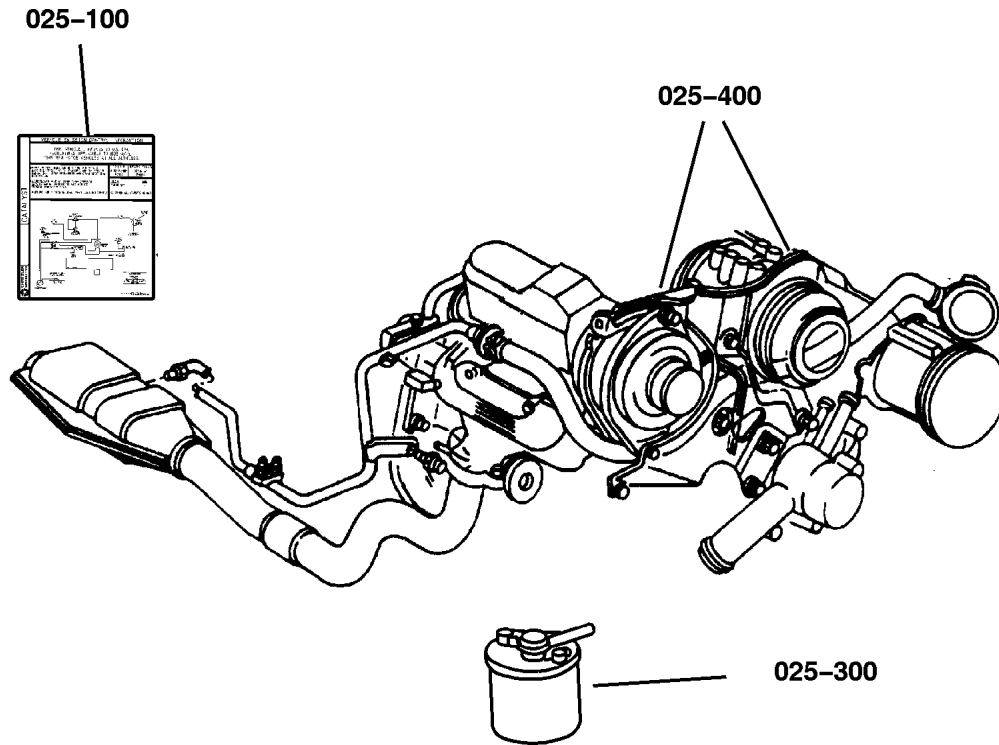
Vacuum Canister

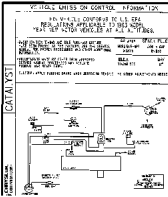
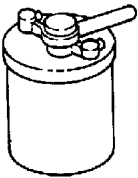
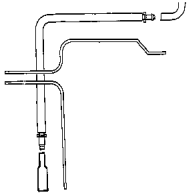
Vacuum Canister 4.0L (ERH), 5.2L (ELF), 5.9L (EML) Engine Fig. 025-350

Emission Harness

Emission Control Vacuum Harness 4.0L (ERH) Engine Fig. 025-450

Emission Control Vacuum Harness 5.2L (ELF), 5.9L (EML) Engine Fig. 025-460



<p>025-100 Emission Labels</p> 	<p>025-300 Vacuum Canister</p> 	<p>025-400 Emission Harness</p> 	
---	---	---	--

**Emission Labels 4.0L (ERH), 5.2L (ELF), 5.9L (EML) Engine
Figure 025-130**

1

VEHICLE EMISSION CONTROL INFORMATION

THIS VEHICLE CONFORMS TO U.S. EPA REGULATIONS APPLICABLE TO 1994 MODEL YEAR NEW MOTOR VEHICLES AT ALL ALTITUDES.

*BASIC IGNITION TIMING AND IDLE FUEL/AIR MIXTURE HAVE BEEN PRESET AT THE FACTORY. SEE THE SERVICE MANUAL FOR PROPER PROCEDURES AND OTHER ADDITIONAL INFORMATION. *ADJUSTMENTS MADE BY OTHER THAN APPROVED SERVICE MANUAL PROCEDURES MAY VIOLATE FEDERAL AND STATE LAWS. CAUTION: APPLY PARKING BRAKE WHEN SERVICING VEHICLE	2.2 LITER MCR2.5V5HHP7 MCRVB	SPARK PLUGS .035 in. GAP RNI2YC
IDLE * TIMING BTC	MAN 12°	
NO OTHER ADJUSTMENTS NEEDED		

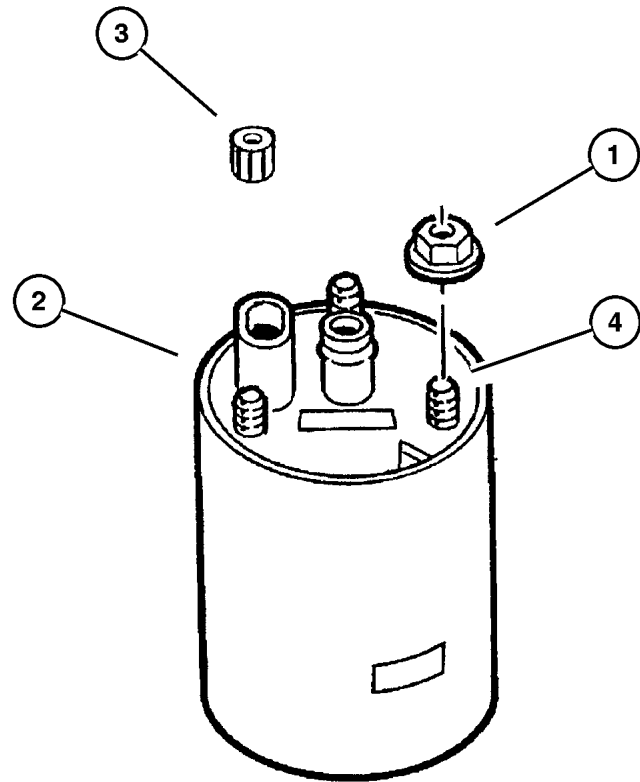
ITEM	PART NUMBER	QTY	LINE	SERIES	BODY	ENGINE	TRANS	TRIM	DESCRIPTION
NOTE: NAA=Federal NAE=California DHP=Select-Trac DHR=Quadra-Trac									
1	4854 517	1	T			ERH			LABEL, Emission Federal
	4854 519	1	J			ERH			Federal, w/Selec-Trac
	4854 519	1	J			ERH			Canada, w/Selec-Trac
	4854 518AB	1				ERH			California
	4854 519	1	T			ERH			Canada
	4854 602	1	J			ERH			Canada, w/Quadra-Trac
	4854 600	1	J			ERH			Federal, w/Quadra-Trac
	5303 2593	1	J			ELF			Federal
	5303 2594	1	T			ELF			Federal
	5303 2597	1				ELF			California
	5303 1604	1	J			EML			Federal
	5303 1605	1	J			EML			Canada
	5303 1606	1	J			EML			California
	5303 2595	1	J			ELF			Canada
	5303 2596	1	T			ELF			Canada

CATALYST



JEEP GRAND CHEROKEE (ZJ)				
SERIES	LINE	BODY	ENGINE	TRANSMISSION
L = Low Line	J = 4WD T = 2WD	74 = 4 Door	ERH, ER0 = 4.0L Power Tech I-6. ELF, EL0 = 5.2L V8 MPI EML, EM0 = 5.9L V8 MPI	DGW = 4 Speed Auto. 44RE DGK = 4 Speed Auto. 42RE DGT = 4 Speed Auto. 46RE DGO = All Speed Auto.

Vacuum Canister 4.0L (ERH), 5.2L (ELF), 5.9L (EML) Engine
Figure 025-350

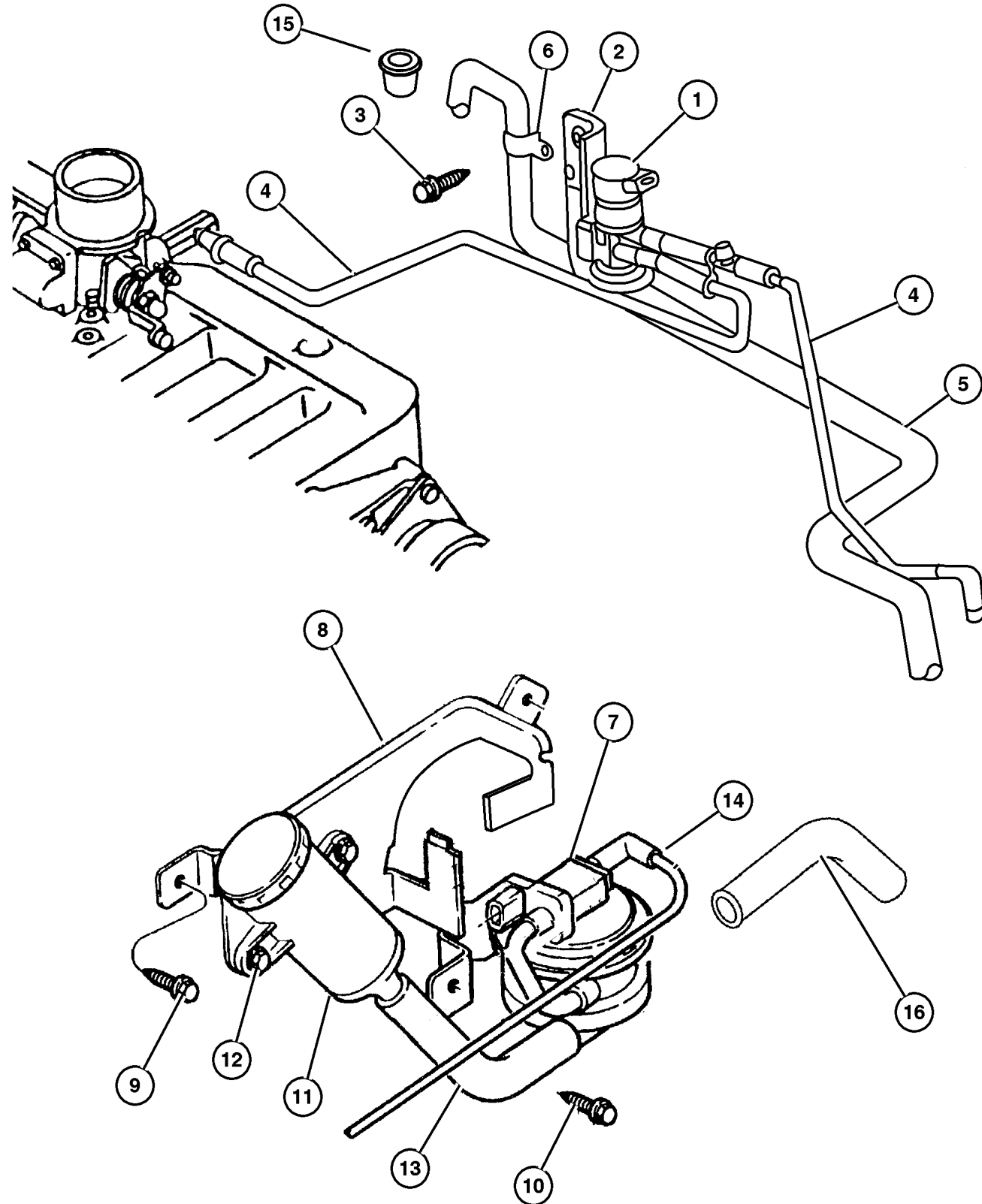


ITEM	PART NUMBER	QTY	LINE	SERIES	BODY	ENGINE	TRANS	TRIM	DESCRIPTION
1									NUT, Hex, M6x1.00
	6500 284	4				EL0			
		4				ER0			
		3				EM0			
2									CANISTER, Vapor
	4601 673	1				EM0			
	5303 0837	1				ER0			
		1				EL0			
3	4192 074	1				EM0			CAP, Vapor Canister
4									STUD, M6X1.00X.250-14X30.00
	6503 951	4				ER0			
		4				EL0,			
						EM0			

JEEP GRAND CHEROKEE (ZJ)

SERIES	LINE	BODY	ENGINE	TRANSMISSION
L = Low Line	J = 4WD T = 2WD	74 = 4 Door	ERH, ER0 = 4.0L Power Tech I-6. ELF, EL0 = 5.2L V8 MPI EML, EM0 = 5.9L V8 MPI	DGW = 4 Speed Auto. 44RE DGK = 4 Speed Auto. 42RE DGT = 4 Speed Auto. 46RE DGO = All Speed Auto.

**Emission Control Vacuum Harness 4.0L (ERH) Engine
Figure 025-450**



ITEM	PART NUMBER	QTY	LINE	SERIES	BODY	ENGINE	TRANS	TRIM	DESCRIPTION
1	4669 475AB	1				ER0			SOLENOID, Duty Cycle Purge
2	4882 995	1				ER0			BRACKET, Duty Cycle Purge Solenoid, w/Grommet and Spacer
3	6035 726	1				EL0, EM0,			SCREW, Hex Head, .25-14x1.25
4	5303 0836	1				ER0 ER0			HARNESS, Duty Cycle Purge Solenoid
5	4854 152	1				EL0, ER0			TUBE, Vent
6									CLIP, (NOT SERVICED) (Not Serviced)
7	4669 336	1				EL0, ER0			PUMP, Leak Detection
8	5303 0833	1				EL0, ER0			BRACKET, Leak Detection Pump
9									SCREW, .250-14x.699, (NOT SERVICED) (Not Serviced)
10	6035 482	1				EL0, ER0			SCREW, Tapping, .19-16x.375
11	4612 901	1				EL0, ER0			FILTER, Fuel Vapor Vent
12									SCREW, M6x1.00x11.00, (NOT SERVICED) (Not Serviced)
13	5303 0832	1				EL0, ER0			HOSE, Leak Detection Pump
14	5303 0835	1				ER0			TUBE, LDP to Intake Manifold
15									CAP, Vent Tube, (NOT REQUIRED)
16	53032 110AB	1				EL0, ER0			HOSE, Leak Detection Pump, To Vapor Canister Hose

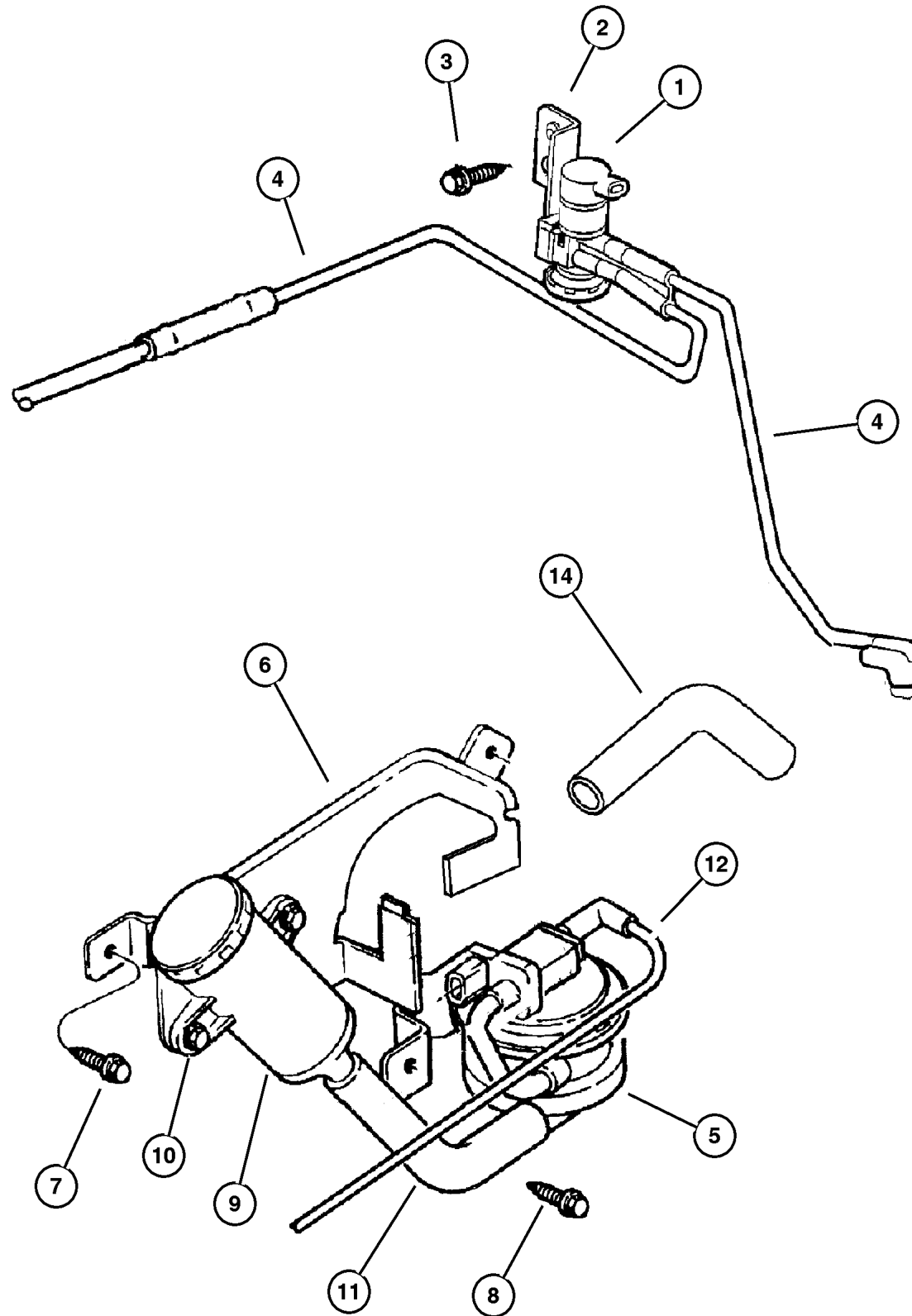
JEEP GRAND CHEROKEE (ZJ)

SERIES	LINE	BODY	ENGINE	TRANSMISSION
L = Low Line	J = 4WD T = 2WD	74 = 4 Door	ERH, ER0 = 4.0L Power Tech I-6. ELF, EL0 = 5.2L V8 MPI EML, EM0 = 5.9L V8 MPI	DGW = 4 Speed Auto. 44RE DGK = 4 Speed Auto. 42RE DGT = 4 Speed Auto. 46RE DGO = All Speed Auto.

AR = Use as required - = Non illustrated part # = New this model year

October 20, 2004

**Emission Control Vacuum Harness 5.2L (ELF), 5.9L (EML) Engine
Figure 025-460**



ITEM	PART NUMBER	QTY	LINE	SERIES	BODY	ENGINE	TRANS	TRIM	DESCRIPTION
1	4669 475AB	1				EL0, EM0			SOLENOID, Duty Cycle Purge
2	4882 995	1				EL0, EM0			BRACKET, Duty Cycle Purge Solenoid
3	6035 726	1				EL0, EM0, ER0			SCREW, Hex Head, .25-14x1.25
4	4854 146	1				EM0			HARNESS, Canister Purge
5	5303 2113	1				EL0			PUMP, Leak Detection
6	4669 336	1				EL0, ER0			BRACKET, Leak Detection Pump
7	5303 0833	1				EL0, ER0			SCREW, .250-14x.699, (NOT SERVICED) (Not Serviced)
8	6035 482	1				EL0, ER0			SCREW, Tapping, .19-16x.375
9	4612 901	1				EL0, ER0			FILTER, Fuel Vapor Vent
10									SCREW, M6x1.00x11.00, (NOT SERVICED) (Not Serviced)
11	5303 0832	1				EL0, ER0			HOSE, Leak Detection Pump
12	5303 0981	1				EL0			TUBE, Manifold Vacuum
-13									TUBE, LDP to Intake Manifold, (NOT REQUIRED)
14	53032 110AB	1				EL0, ER0			HOSE, Leak Detection Pump

JEEP GRAND CHEROKEE (ZJ)

SERIES	LINE	BODY	ENGINE	TRANSMISSION
L = Low Line	J = 4WD T = 2WD	74 = 4 Door	ERH, ER0 = 4.0L Power Tech I-6. ELF, EL0 = 5.2L V8 MPI EML, EM0 = 5.9L V8 MPI	DGW = 4 Speed Auto. 44RE DGK = 4 Speed Auto. 42RE DGT = 4 Speed Auto. 46RE DGO = All Speed Auto.

AR = Use as required - = Non illustrated part # = New this model year

October 20, 2004

Group – DZJ

Doors and Related Parts

GROUP DZJ - Doors and Related Parts

Illustration Title

Group-Fig. No.

Front Door

Door, Front Shell And Hinges	Fig. DZJ-110
Door, Front Glass And Regulators	Fig. DZJ-120
Door, Front Lock And Controls	Fig. DZJ-130

Rear Door

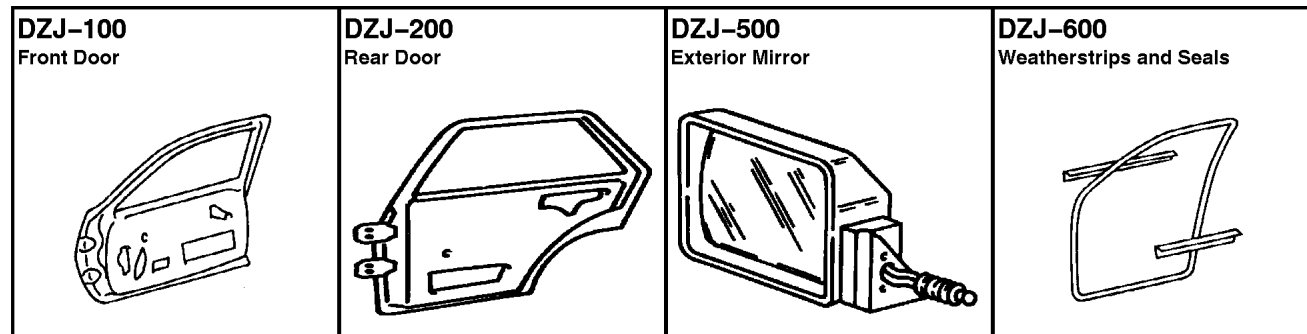
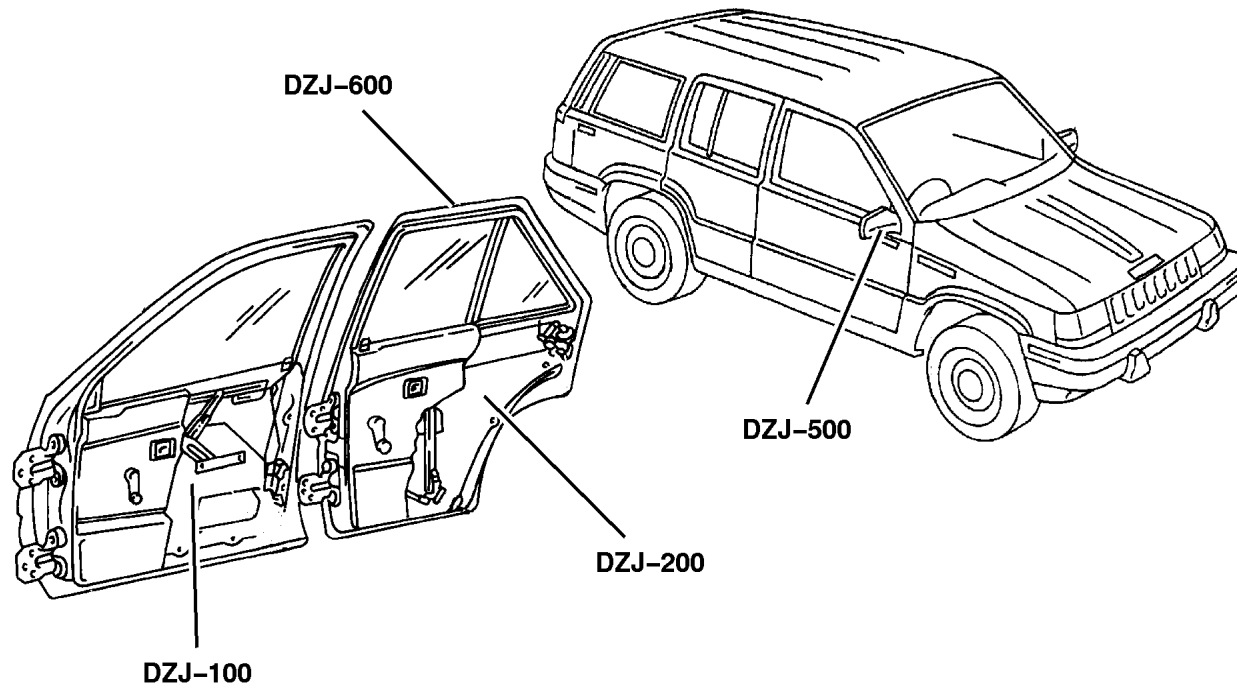
Door, Rear Shell And Hinges	Fig. DZJ-210
Door, Rear Glass And Regulators	Fig. DZJ-220
Doors, Rear Lock And Controls	Fig. DZJ-230

Exterior Mirror

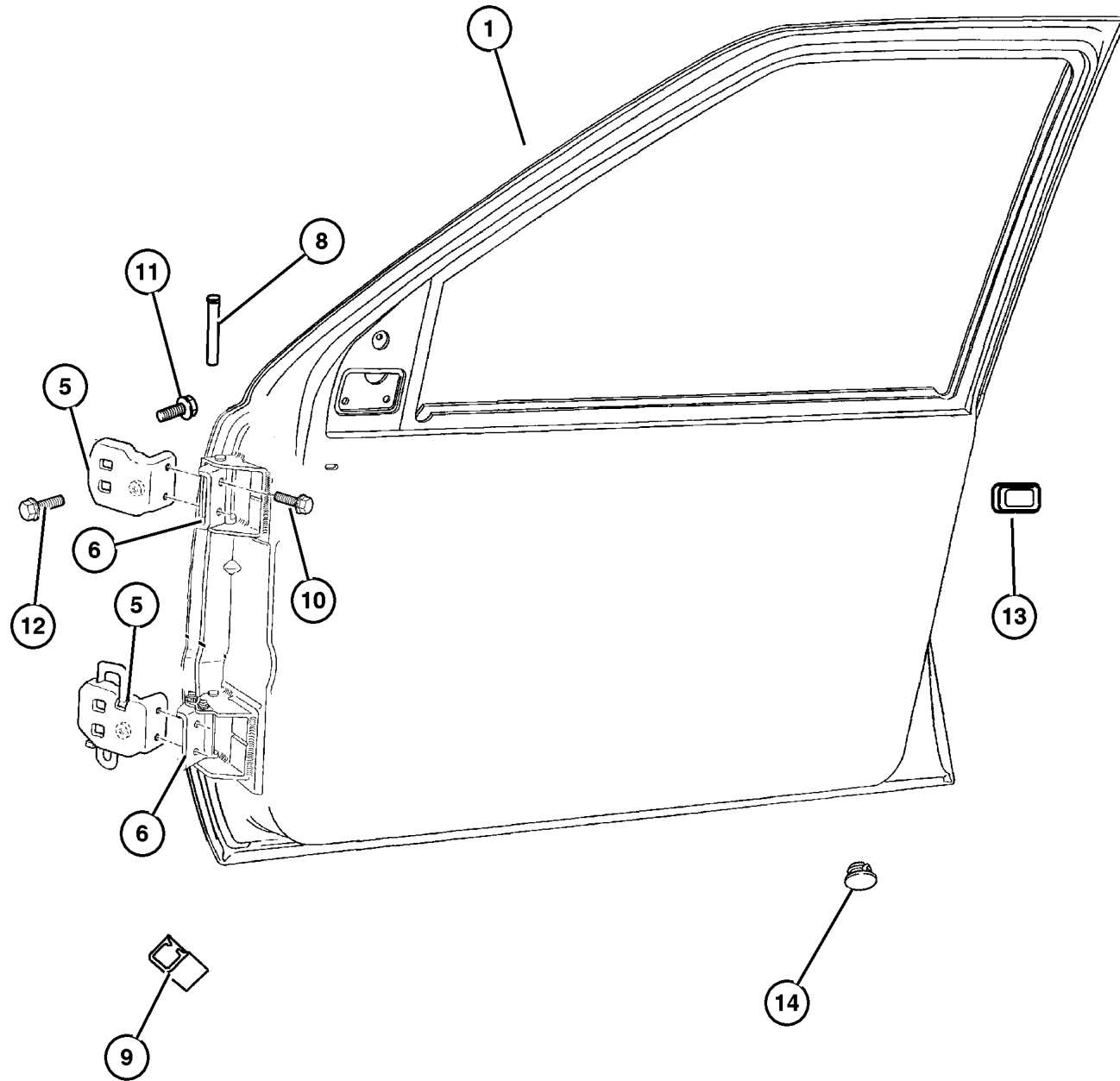
Mirrors, Exterior	Fig. DZJ-510
-------------------------	--------------

Weatherstrips and Seals

Door, Front Weatherstrips And Seals	Fig. DZJ-610
Door, Rear Weatherstrips And Seals	Fig. DZJ-620



Door, Front Shell And Hinges Figure DZJ-110



ITEM	PART NUMBER	QTY	LINE	SERIES	BODY	ENGINE	TRANS	TRIM	DESCRIPTION
1									DOOR, Front
	4882 030	1							Right
	4882 031	1							Left
-2									PANEL, Front Door Outer Repair
	5529 5906	1							Right
	5529 5907	1							Left
-3									REINFORCEMENT
	5529 6022	1							Right
	5503 1663	1							Left
-4									WATERDAM, Front Door
	5529 5996	1							Right
	5529 5997	1							Left
5									HINGE, Front Door Body Half
	5503 3502	2							Upper
	55295 892AB	1							Lower Right
	55295 893AB	1							Lower Left
6									HINGE, Door Half
	5507 6200	1							Lower Right
	5507 6201	1							Lower Left
	5507 6202	2							Upper,Right & Left
-7	5507 6192	2							PIN, Door Hinge, Hinge
8	5507 4591	4							BUSHING, Pin, Hinge Pin
9	5529 5890	1							CLIP, Torque Rod Damper
10	6502 686	8							SCREW, Hex Head, M8x1.25x25, Hinge to Hinge
11	6502 282	4							SCREW, Hex Head, M8x1.25x30
12	6503 538	2							SCREW AND WASHER, Hex Head, M8x1.25x30
13	5500 2368	2							PLUG, Door Latch, Latch Access
14	2860 332	2							PLUG, Anti-Rattle, Door

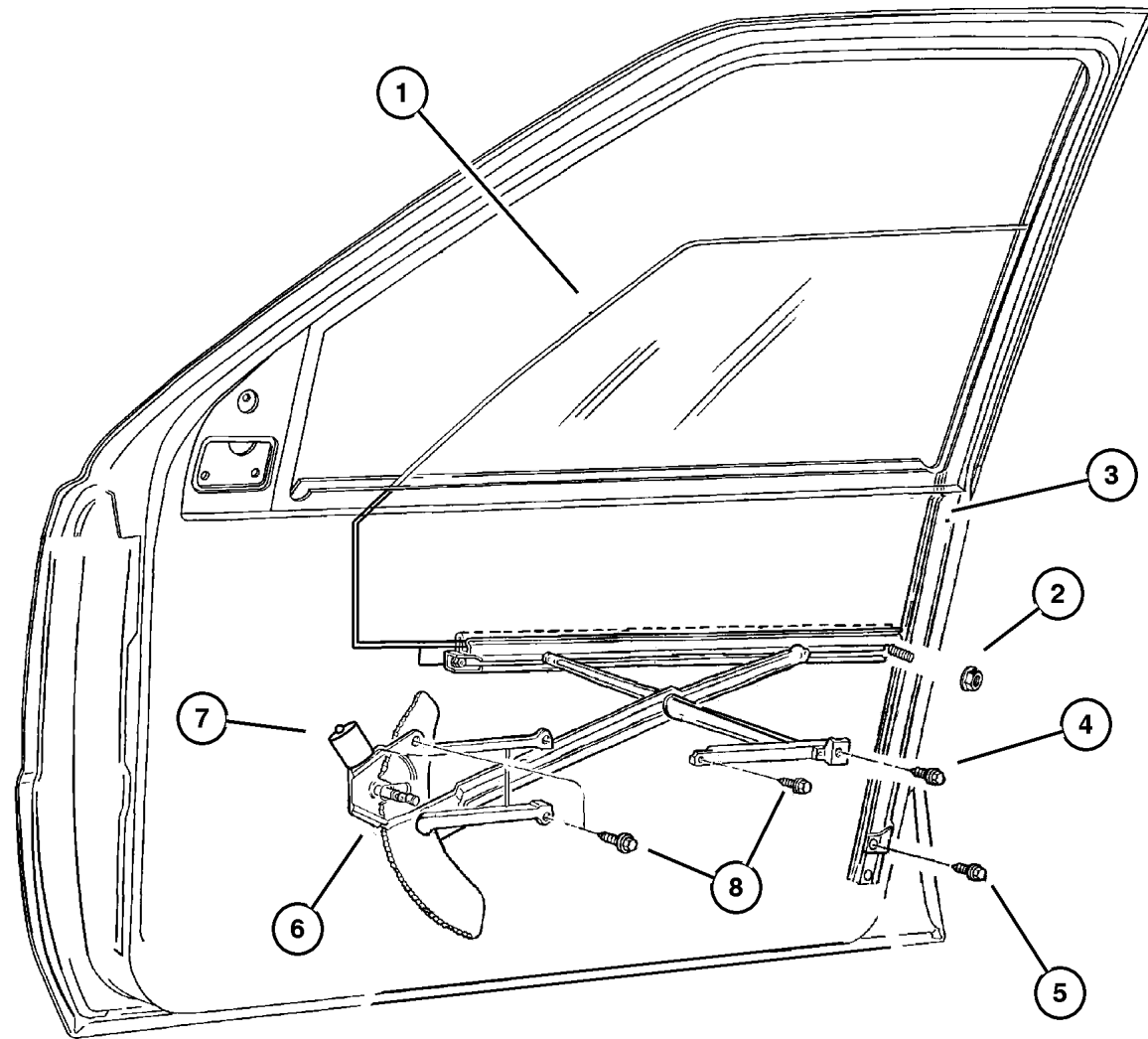
JEEP GRAND CHEROKEE (ZJ)

SERIES	LINE	BODY	ENGINE	TRANSMISSION
L = Low Line	J = 4WD T = 2WD	74 = 4 Door	ERH, ER0 = 4.0L Power Tech I-6. ELF, EL0 = 5.2L V8 MPI EML, EM0 = 5.9L V8 MPI	DGW = 4 Speed Auto. 44RE DGK = 4 Speed Auto. 42RE DGT = 4 Speed Auto. 46RE DG0 = All Speed Auto.

AR = Use as required - = Non illustrated part # = New this model year

October 20, 2004

Door, Front Glass And Regulators Figure DZJ-120



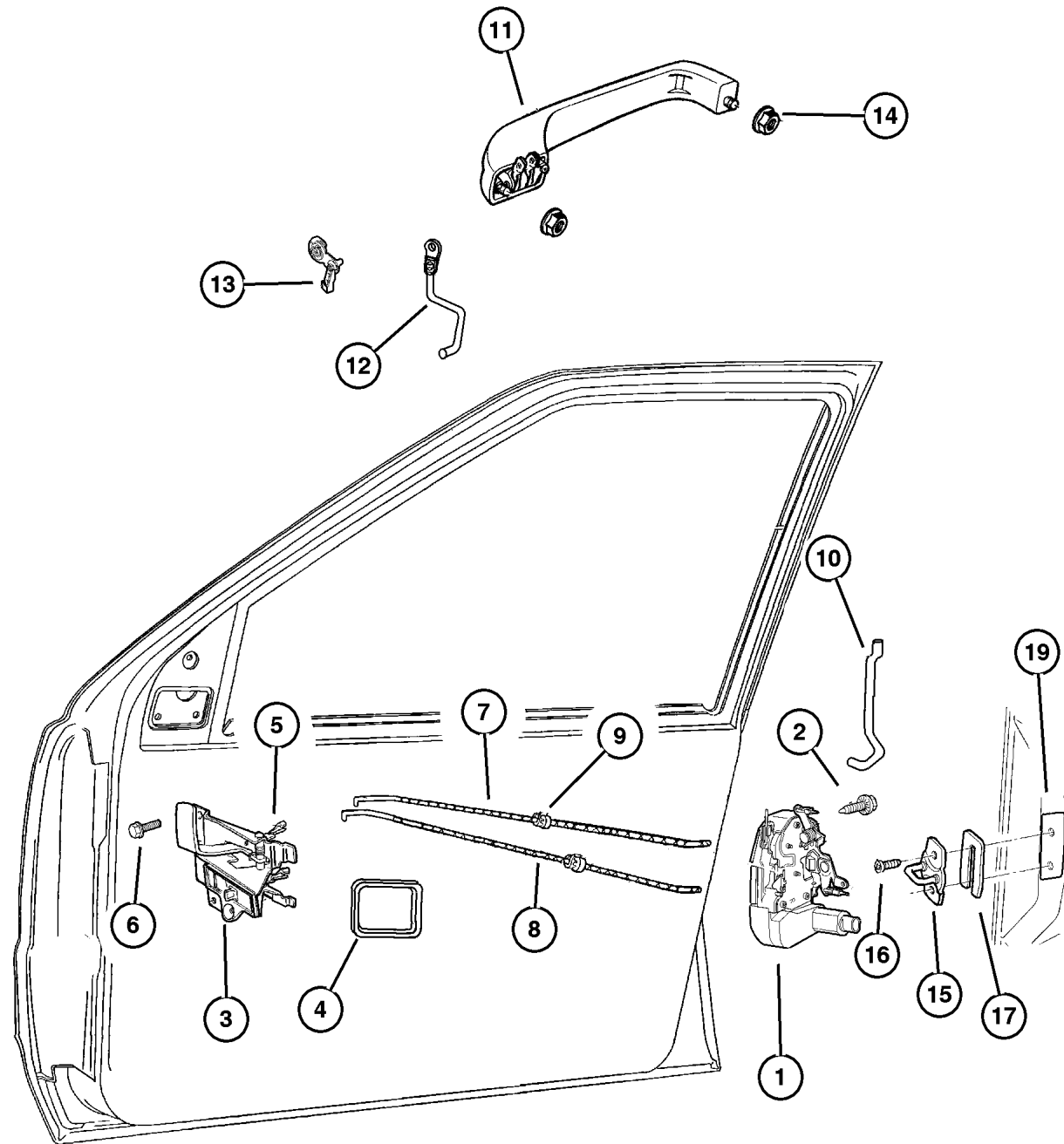
ITEM	PART NUMBER	QTY	LINE	SERIES	BODY	ENGINE	TRANS	TRIM	DESCRIPTION
1									GLASS, Front Door
	5525 5926	1							Right
	5525 5927	1							Left
2	6502 691	4							NUT, Hex Flange Lock, M6x1, Glass
3									CHANNEL, Front Door Glass Lower
	5507 6244	1							w/Weatherstrip, Right
	5507 6245	1							w/Weatherstrip, Left
4									SCREW, (NOT SERVICED) (Not Serviced)
5									SCREW, (NOT SERVICED) (Not Serviced)
6									REGULATOR, Front Door Window
	4798 378AB	1							Right
	4798 379AB	1							Left
7									MOTOR, Window Regulator
	5600 5164	1							Right
	5600 5165	1							Left
8									SCREW, (NOT SERVICED) (Not Serviced)

JEEP GRAND CHEROKEE (ZJ)				
SERIES	LINE	BODY	ENGINE	TRANSMISSION
L = Low Line	J = 4WD T = 2WD	74 = 4 Door	ERH, ER0 = 4.0L Power Tech I-6. ELF, EL0 = 5.2L V8 MPI EML, EM0 = 5.9L V8 MPI	DGW = 4 Speed Auto. 44RE DGK = 4 Speed Auto. 42RE DGT = 4 Speed Auto. 46RE DGO = All Speed Auto.

AR = Use as required - = Non illustrated part # = New this model year

October 20, 2004

Door, Front Lock And Controls Figure DZJ-130



ITEM	PART NUMBER	QTY	LINE	SERIES	BODY	ENGINE	TRANS	TRIM	DESCRIPTION
1									LATCH PKG, FRONT DOOR
	4798 914AB	1							Right
	4798 915AB	1							Left
2	6033 876	6							SCREW, Tapping, M6.3x1.8x38.1, Latch
3									HANDLE, Interior Door
	5529 5964	1							Laredo, Right
	5529 5965	1							Laredo, Left
	5529 5966	1							Limited, Right
	5529 5967	1							Limited, Left
4	55075 619AB	1							GASKET, Remote Control Handle, Remote Control Handle
5	4658 677	2							CLIP, Latch Link
6									SCREW, (NOT SERVICED) (Not Serviced)
7									ROD, Inside Handle to Latch
	5507 4828	1							Right
	5507 4829	1							Left
8									ROD, Inside Lock to Latch
	5507 4826	1							Right
	5507 4827	1							Left
9	3882 620	4							CLIP, Door Latch Anti-Rattle, Anti-Rattle
10									LINK, Key Cylinder To Latch
	5507 6014	1							Right
	5507 6015	1							Left
11									HANDLE, Front Door Exterior
	5507 6092	1							Right
	5507 6093	1							Left
12									LINK, Exterior Door Handle
	5507 6094	1							Right
	5507 6095	1							Left
13	3454 220	1							CLIP, Parking Brake Cable
14	6503 226	4							NUT, Hex Flange, M5x.8, Exterior Handle
15	4520 288	2							STRIKER, Door Latch, Latch
16	6504 573	4	J		74				SCREW, Oval Head, SCREW, Striker
17	4520 289	AR							SPACER, Door Latch Striker
-18	5507 5483	AR							SPACER, Door Latch Striker, 2.0/2.5
19	5525 6000	2							PLATE, Front Door Striker, Striker Tapping

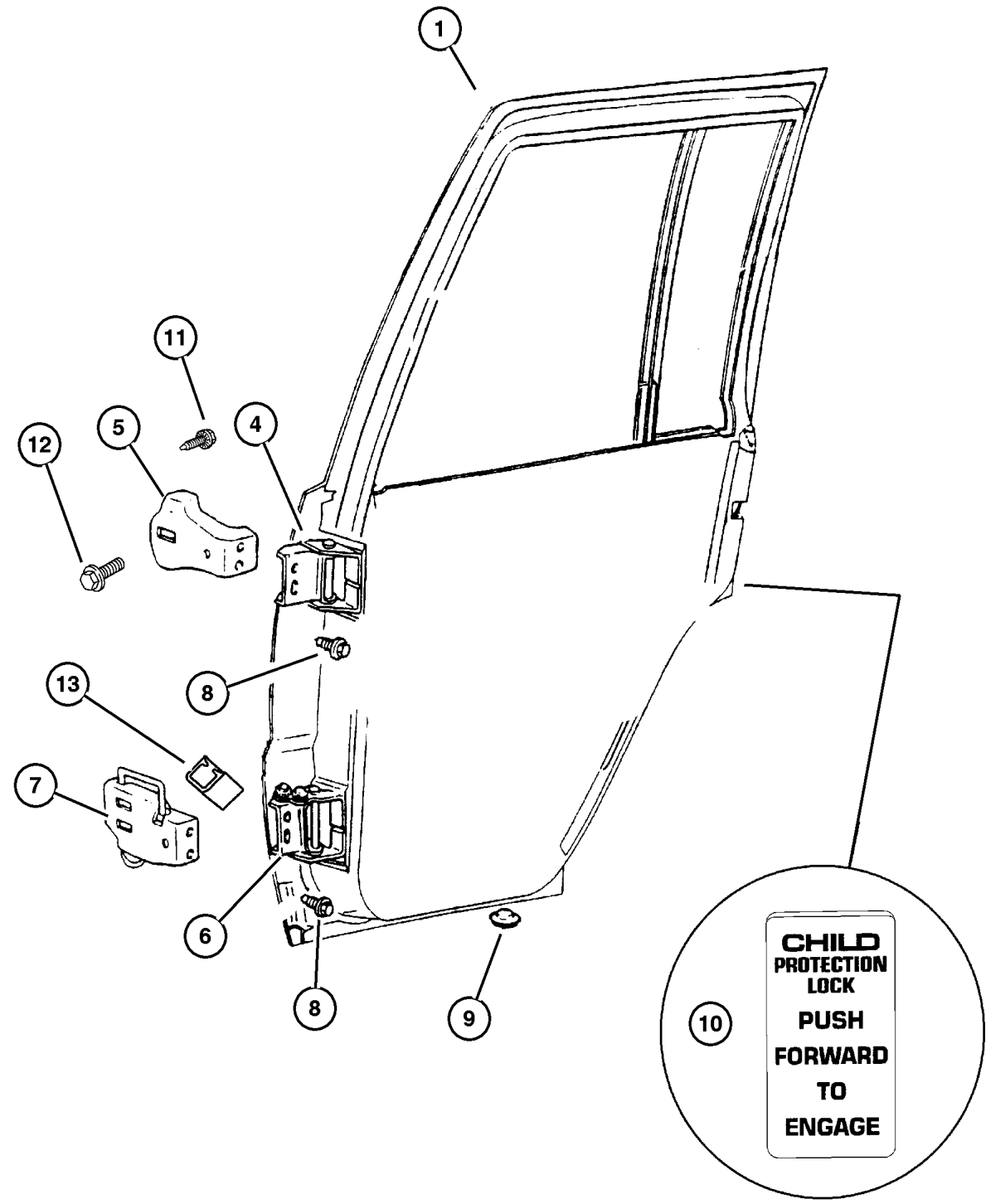
JEEP GRAND CHEROKEE (ZJ)

SERIES	LINE	BODY	ENGINE	TRANSMISSION
L = Low Line	J = 4WD T = 2WD	74 = 4 Door	ERH, ER0 = 4.0L Power Tech I-6. ELF, EL0 = 5.2L V8 MPI EML, EM0 = 5.9L V8 MPI	DGW = 4 Speed Auto. 44RE DGK = 4 Speed Auto. 42RE DGT = 4 Speed Auto. 46RE DGO = All Speed Auto.

AR = Use as required - = Non illustrated part # = New this model year

October 20, 2004

**Door, Rear Shell And Hinges
Figure DZJ-210**



ITEM	PART NUMBER	QTY	LINE	SERIES	BODY	ENGINE	TRANS	TRIM	DESCRIPTION
1									DOOR, Rear
	4856 148	1							Right
	4856 149	1							Left
-2									DOOR, Rear
	5503 1636	1							Repair, Right
	5503 1637	1							Repair, Left
-3									WATERDAM, Front Door
	5529 6000	1							Right
	5529 6001	1							Left
4	5507 6202	2							HINGE, Door Half, Upper
5	5507 6179	2							HINGE, Body Half, Upper
6									HINGE, Door Half
	55076 204AB	1							Lower Right
	55076 205AB	1							Lower Left
7									HINGE, Rear Door Body Half
	55295 896AB	1							Lower Right
	55295 897AB	1							Lower Left
8	6502 686	8							SCREW, Hex Head, M8x1.25x25, Hinge
9	2860 332	2							PLUG, Anti-Rattle
10	4615 722	1							LABEL, Child Protection Lock, English, Child Guard
11	6502 282	4							SCREW, Hex Head, M8x1.25x30
12	6503 538	2							SCREW AND WASHER, Hex Head, M8x1.25x30
13	5529 5890	1							CLIP, Torque Rod Damper

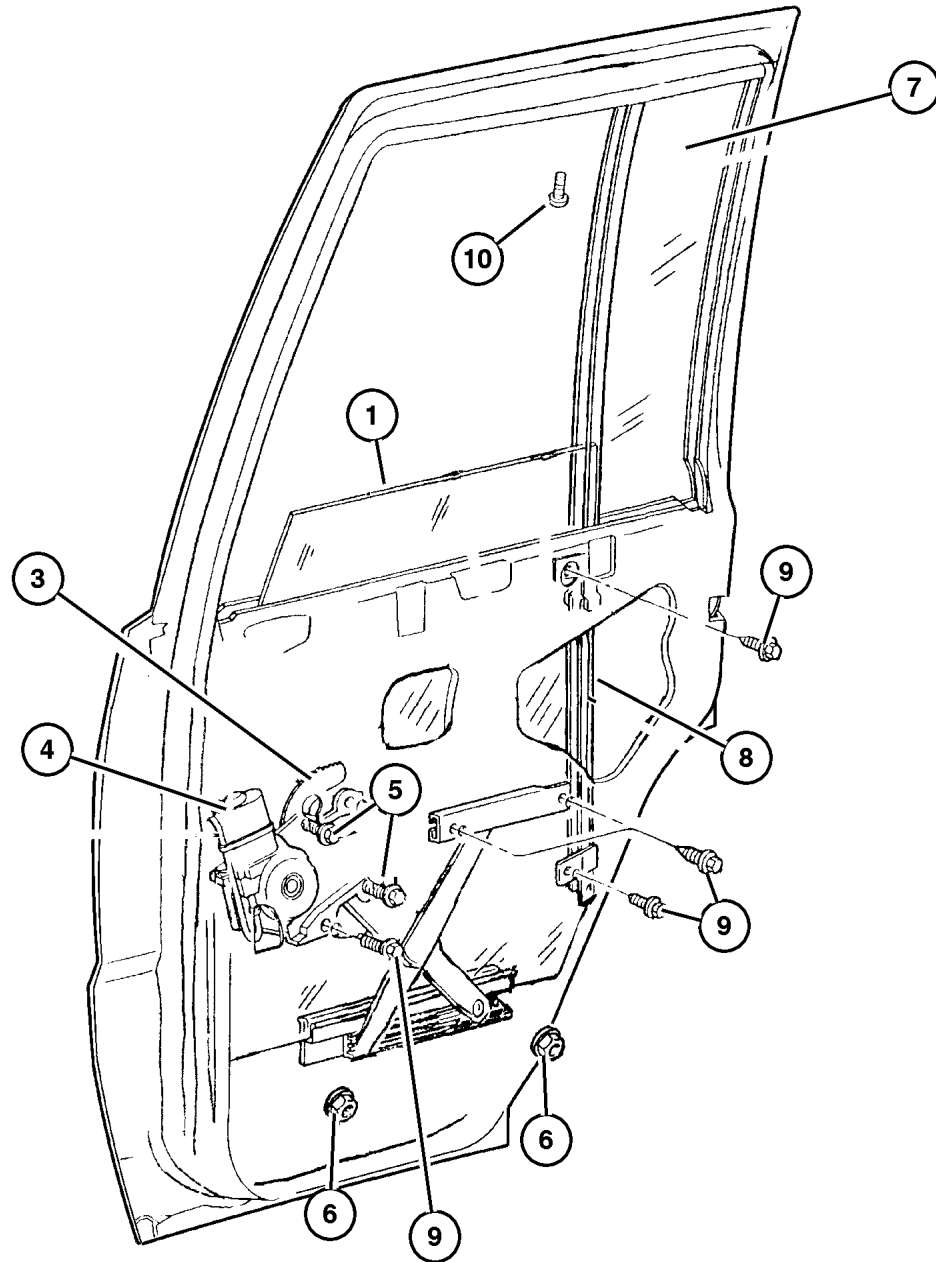
JEEP GRAND CHEROKEE (ZJ)

SERIES	LINE	BODY	ENGINE	TRANSMISSION
L = Low Line	J = 4WD T = 2WD	74 = 4 Door	ERH, ER0 = 4.0L Power Tech I-6. ELF, EL0 = 5.2L V8 MPI EML, EM0 = 5.9L V8 MPI	DGW = 4 Speed Auto. 44RE DGK = 4 Speed Auto. 42RE DGT = 4 Speed Auto. 46RE DGO = All Speed Auto.

AR = Use as required - = Non illustrated part # = New this model year

October 20, 2004

Door, Rear Glass And Regulators Figure DZJ-220



ITEM	PART NUMBER	QTY	LINE	SERIES	BODY	ENGINE	TRANS	TRIM	DESCRIPTION
1									GLASS, Rear Door
	5507 6284	1							Tinted, Right
	5507 6285	1							Tinted, Left
	5507 6286	1							Sunscreen, Right
	5507 6287	1							Sunscreen, Left
-2	4615 729	1							LABEL, Child Protection Lock, English, Door Glass, Child Care
3									REGULATOR, Rear Door Window
	4798 380AB	1							Right
	4798 381AB	1							Left
4									MOTOR, Window Regulator
	5515 4620	1							Right
	5515 4621	1							Left
5									SCREW, SCREW, Regulator (DNS), (NOT SERVICED) (Not Serviced)
6	6502 691	4							NUT, Hex Flange Lock, M6x1, Glass to Regulator
7									GLASS, Rear Door, Fixed
	5513 4968	1							Tinted, Right
	5513 4969	1							Tinted, Left
	5525 5588	1							Sunscreen, Right
	5525 5589	1							Sunscreen, Left
8									CHANNEL, Rear Door Glass Lower
	5503 1854	1							Lower Glass Run, Right
	5503 1855	1							Lower Glass Run, Left
9									SCREW, (NOT SERVICED) (Not Serviced)
10	0154 636	2							SCREW, Round Head Tapping, .164-18x.375, Channel Upper

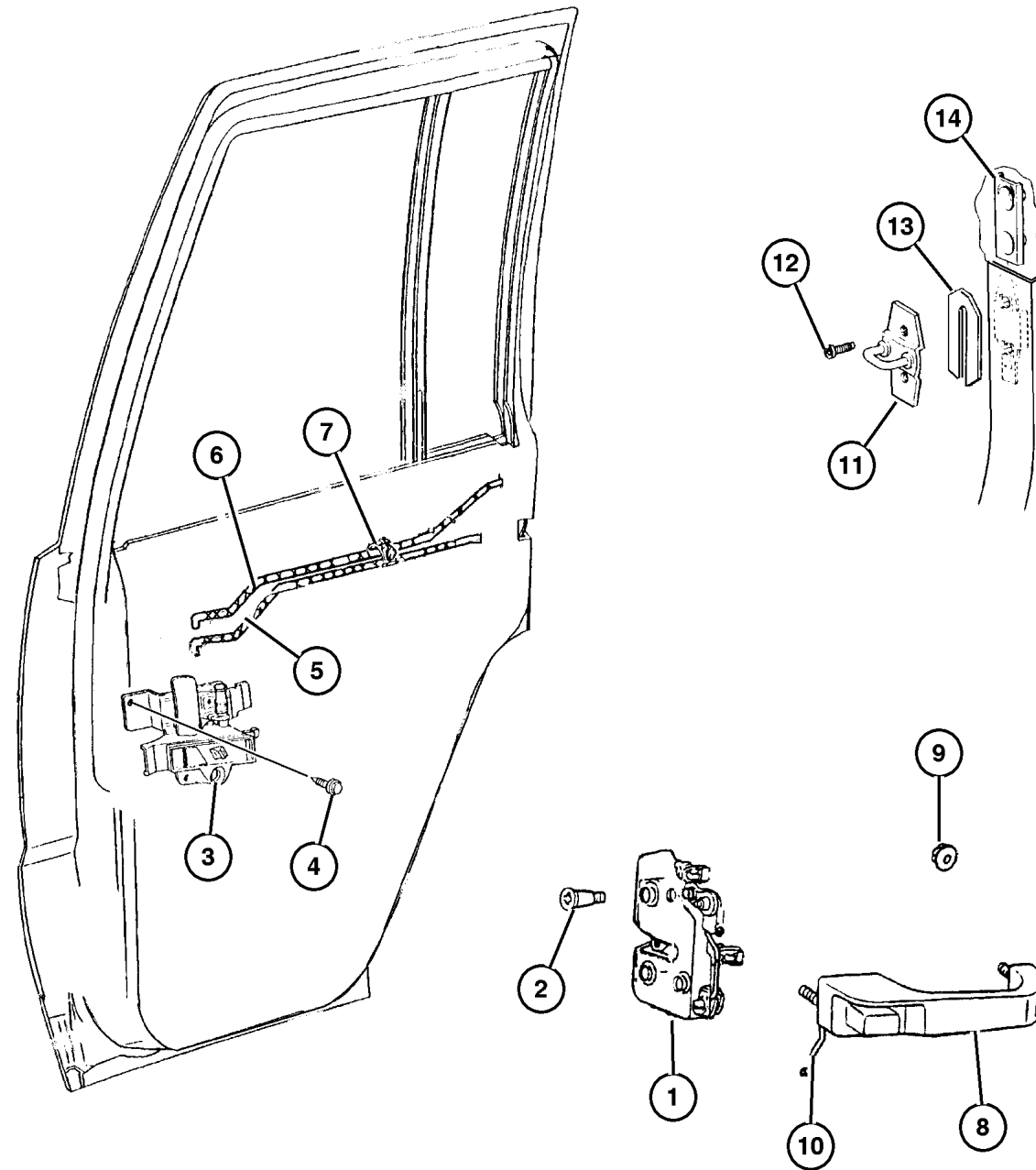
JEEP GRAND CHEROKEE (ZJ)

SERIES	LINE	BODY	ENGINE	TRANSMISSION
L = Low Line	J = 4WD T = 2WD	74 = 4 Door	ERH, ER0 = 4.0L Power Tech I-6. ELF, EL0 = 5.2L V8 MPI EML, EM0 = 5.9L V8 MPI	DGW = 4 Speed Auto. 44RE DGK = 4 Speed Auto. 42RE DGT = 4 Speed Auto. 46RE DGO = All Speed Auto.

AR = Use as required - = Non illustrated part # = New this model year

October 20, 2004

Doors, Rear Lock And Controls
Figure DZJ-230



ITEM	PART NUMBER	QTY	LINE	SERIES	BODY	ENGINE	TRANS	TRIM	DESCRIPTION
1									LATCH PKG, Rear Door
	4798 916AB	1							Right
	4798 917AB	1							Left
2	6033 876	6							SCREW, Tapping, M6.3x1.8x38.1, Latch
3									HANDLE, Interior Door
	5529 5964	1							Laredo, Right
	5529 5965	1							Laredo, Left
	5529 5966	1							Limited, Right
	5529 5967	1							Limited, Left
4									SCREW, (NOT SERVICED) (Not Serviced)
5	5507 4830	1							ROD, Inside Lock to Latch, Lock Lever to Latch, Right
6									ROD, Inside Handle to Latch
	5507 4832	1							Right
	5507 4833	1							Left
7	3882 620	2							CLIP, Door Latch Anti-Rattle, Anti-Rattle
8									HANDLE, Exterior Door
	5507 5654	1							Right
	5507 5655	1							Left
9	6503 226	4							NUT, Hex Flange, M5x.8, Exterior Handle
10									LINK, Exterior Door Handle
	5503 0098	1							Right
	5503 0099	1							Left
11	4520 288	2							STRIKER, Door Latch, Latch
12									SCREW, Oval Head, SCREW
	6504 573	4	J			74			
		4	T			74			
13	4520 289	AR							SPACER, Door Latch Striker, Striker
14	5525 6000	2							PLATE, Front Door Striker, Striker Tapping

JEEP GRAND CHEROKEE (ZJ)

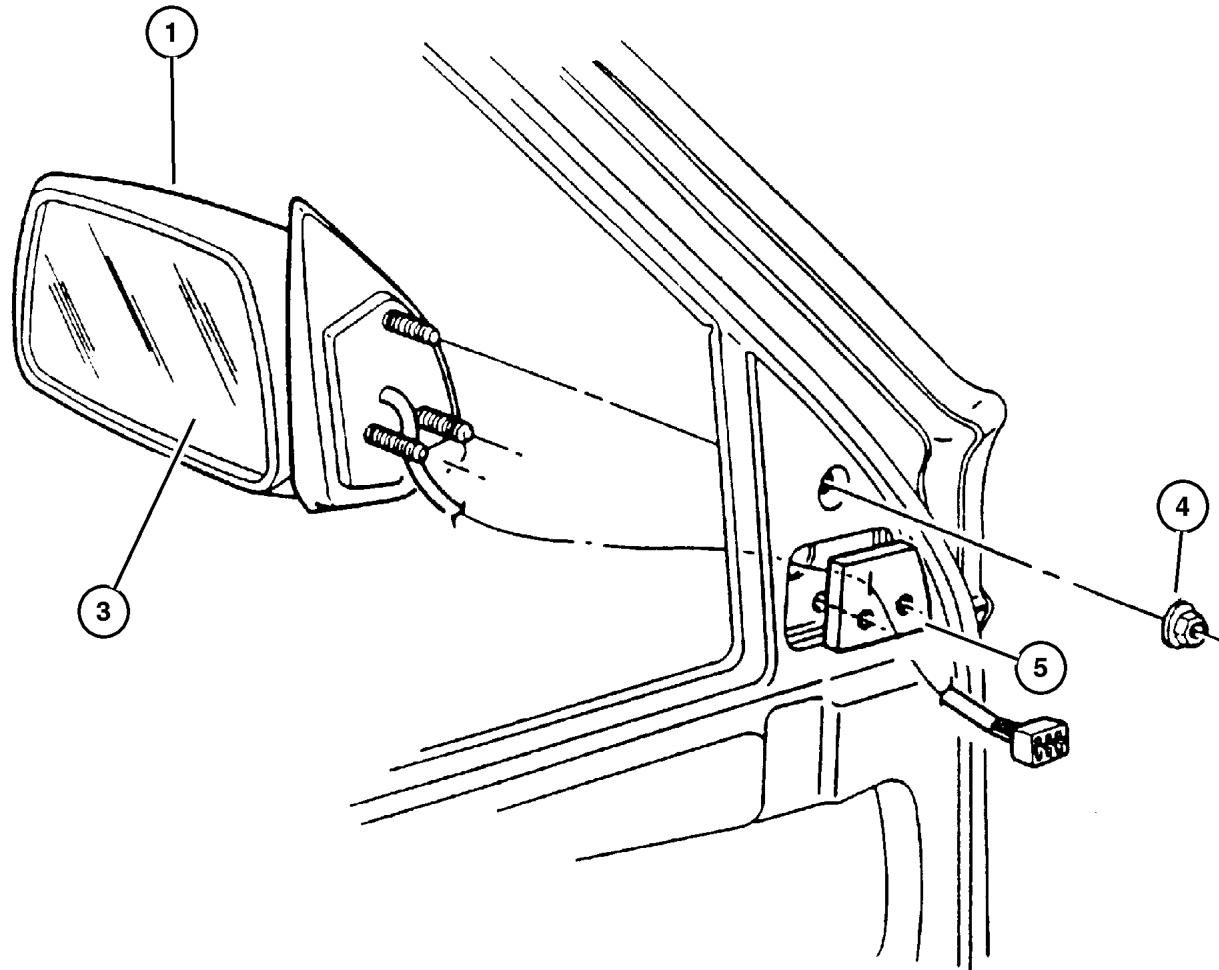
SERIES	LINE	BODY	ENGINE	TRANSMISSION
L = Low Line	J = 4WD T = 2WD	74 = 4 Door	ERH, ER0 = 4.0L Power Tech I-6. ELF, EL0 = 5.2L V8 MPI EML, EM0 = 5.9L V8 MPI	DGW = 4 Speed Auto. 44RE DGK = 4 Speed Auto. 42RE DGT = 4 Speed Auto. 46RE DGO = All Speed Auto.

AR = Use as required - = Non illustrated part # = New this model year

October 20, 2004

Mirrors, Exterior Figure DZJ-510

ITEM	PART NUMBER	QTY	LINE	SERIES	BODY	ENGINE	TRANS	TRIM	DESCRIPTION
1									MIRROR, Outside Rearview
	5515 4802	1							(GSM), Right
	5515 4803	1							(GSM), Left
	5DV0 4SEG	1							(GS3), Rosewood, Right
	5DV0 4SFA	1							(GS3), Driftwood, Right
	5DV0 4SG8	1							(GS3), Forest Green, Right
	5DV0 4SJN	1							(GS3), Moss green, Right
	5DV0 4SJ7	1							(GS3), Char Gold, Right
	5DV0 4SR4	1							(GS3), Red, Right
	5DV0 4SW1	1							(GS3), White, Right
	5DV0 4SX8	1							(GS3), Black, Right
	5DV0 4TCN	1							(GS3), Deep Amethyst, Right
	5DV0 4TS4	1							(GS3), Warm Silver, Right
	5DV0 4VAW	1							(GS3), Deep Slate, Right
	5DV0 5SEG	1							(GR3), Rosewood, Left
	5DV0 5SFA	1							(GR3), Driftwood, Left
	5DV0 5SG8	1							(GR3), Forest Green, Left
	5DV0 5SJN	1							(GR3), Moss green, Left
	5DV0 5SJ7	1							(GR3), Char Gold, Left
	5DV0 5SR4	1							(GR3), Red, Left
	5DV0 5SW1	1							(GR3), White, Left
	5DV0 5SX8	1							(GR3), Black, Left
	5DV0 5TCN	1							(GR3), Deep Amethyst, Left
	5DV0 5TS4	1							(GR3), Warm Silver, Left
	5DV0 5VAW	1							(GR3), Deep Slate, Left
-2									MIRROR, Outside Rearview Electric Foldaway
	5515 4800	1							(GSN), Right
	5515 4801	1							(GRN), Left
3									GLASS, Mirror Replacement
	4856 532	1							[GSM], Right
	4856 533	1							[GRM], Left
4	J420 0408	6							NUT AND WASHER, Hex Nut-Coned Washer, M5 x 0.80
5									SEAL, Mirror
	5513 4980	1							Right
	5513 4981	1							Left



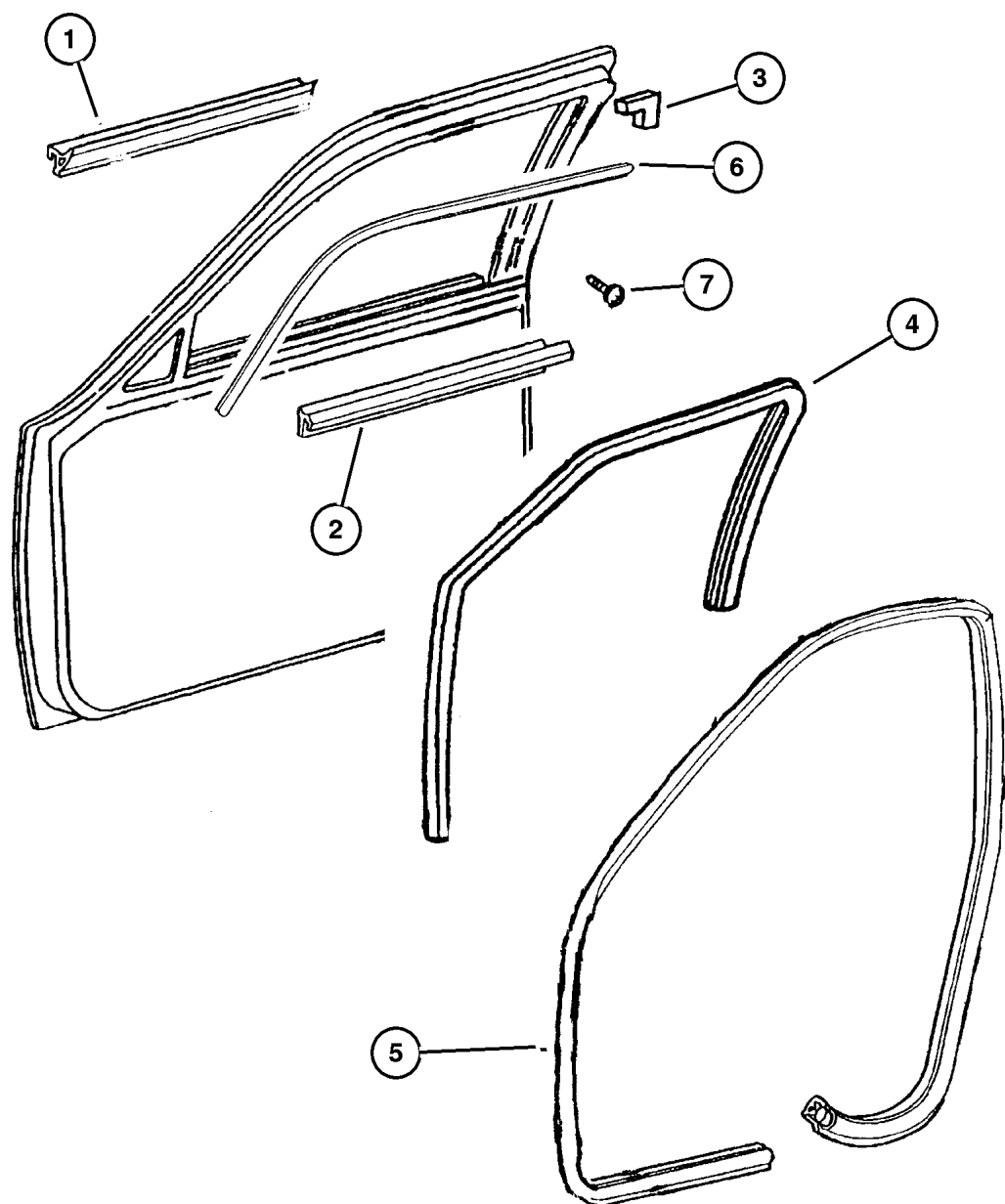
JEEP GRAND CHEROKEE (ZJ)

SERIES	LINE	BODY	ENGINE	TRANSMISSION
L = Low Line	J = 4WD T = 2WD	74 = 4 Door	ERH, ER0 = 4.0L Power Tech I-6. ELF, EL0 = 5.2L V8 MPI EML, EM0 = 5.9L V8 MPI	DGW = 4 Speed Auto. 44RE DGK = 4 Speed Auto. 42RE DGT = 4 Speed Auto. 46RE DG0 = All Speed Auto.

AR = Use as required - = Non illustrated part # = New this model year

October 20, 2004

**Door, Front Weatherstrips And Seals
Figure DZJ-610**



ITEM	PART NUMBER	QTY	LINE	SERIES	BODY	ENGINE	TRANS	TRIM	DESCRIPTION
1	5513 5168	1							WEATHERSTRIP, Front Door Belt Outer, Right
	5513 5169	1							Outer, Left
2	5513 4862	1							WEATHERSTRIP, Front Door Belt Inner, Right
	5513 4863	1							Inner, Left
3									FOAM, Air Block, (NOT SERVICED) (Not Serviced)
4									SEAL, Glass Run Right
	55295 700AB	1							Left
5	5513 4722	1							SEAL, Front Door Right
	5513 4723	1							Left
6	5513 4570	1							SEAL, Body Side Upper, Right
	5513 4571	1							Left
7	6505 023AA	2							SCREW AND CONED WASHER, Hex Head, M6x1.00x16.00

JEEP GRAND CHEROKEE (ZJ)

SERIES	LINE	BODY	ENGINE	TRANSMISSION
L = Low Line	J = 4WD T = 2WD	74 = 4 Door	ERH, ER0 = 4.0L Power Tech I-6. ELF, EL0 = 5.2L V8 MPI EML, EM0 = 5.9L V8 MPI	DGW = 4 Speed Auto. 44RE DGK = 4 Speed Auto. 42RE DGT = 4 Speed Auto. 46RE DGO = All Speed Auto.

AR = Use as required - = Non illustrated part # = New this model year

October 20, 2004

Group – EZJ

Exterior Ornamentation

GROUP EZJ - Exterior Ornamentation

Illustration Title

Group-Fig. No.

Nameplates

Nameplates Fig. EZJ-120

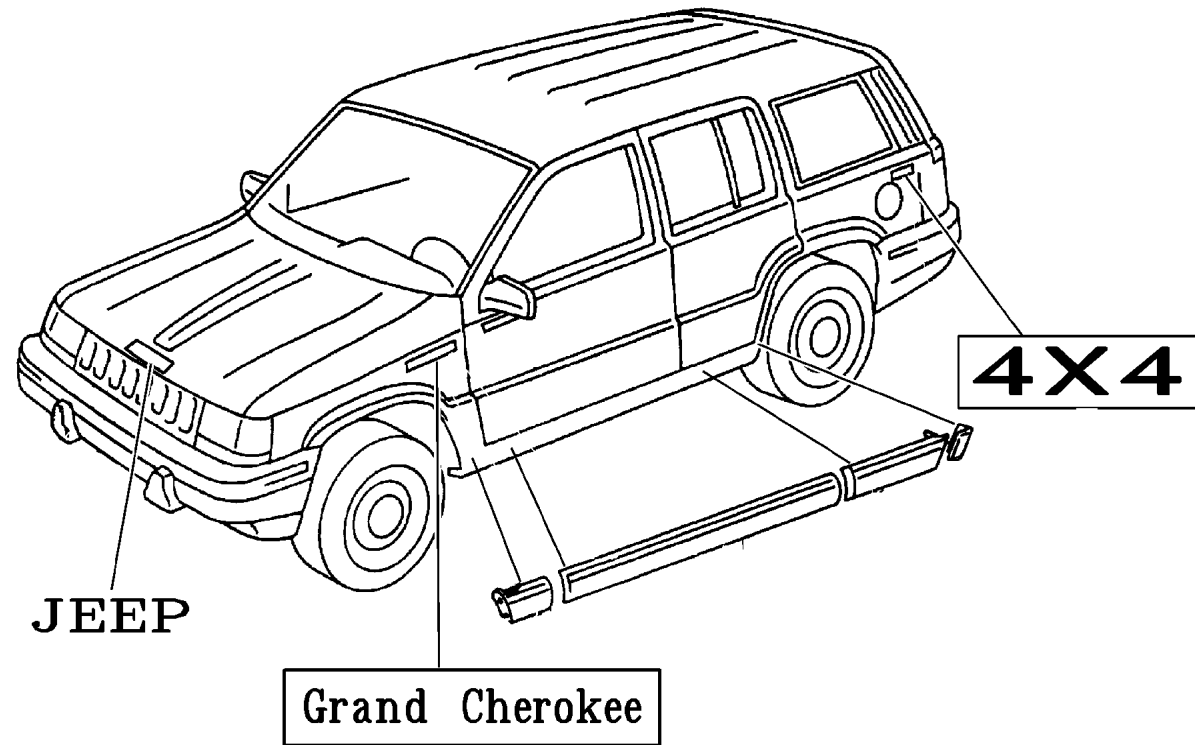
Moldings and Ornamentation







Moldings, Upper Fig. EZJ-250

Cladding And Sill Moldings Fig. EZJ-270

Decals and Tapestripes


Decals Fig. EZJ-360



EZJ-100 Nameplates	EZJ-200 Moldings and Ornamentation	EZJ-300 Decals and Tapestripes	
  		 	

Nameplates
Figure EZJ-120

ITEM	PART NUMBER	QTY	LINE	SERIES	BODY	ENGINE	TRANS	TRIM	DESCRIPTION
1	5515 5623	2							NAMEPLATE, 4X4
2	5515 5622	2							NAMEPLATE, Jeep Chrome
	5EM8 7SA1	2							Silver
	5EM8 7SY1	2							Sand
3	5515 5621	2							NAMEPLATE, Grand Cherokee
-4	5EM93 SJYAB	2							NAMEPLATE, Orivs
5	55155 699AA	1							NAMEPLATE, 5.9L
6	5515 5427	1							NAMEPLATE, Grand Cherokee, 5.9 Limited



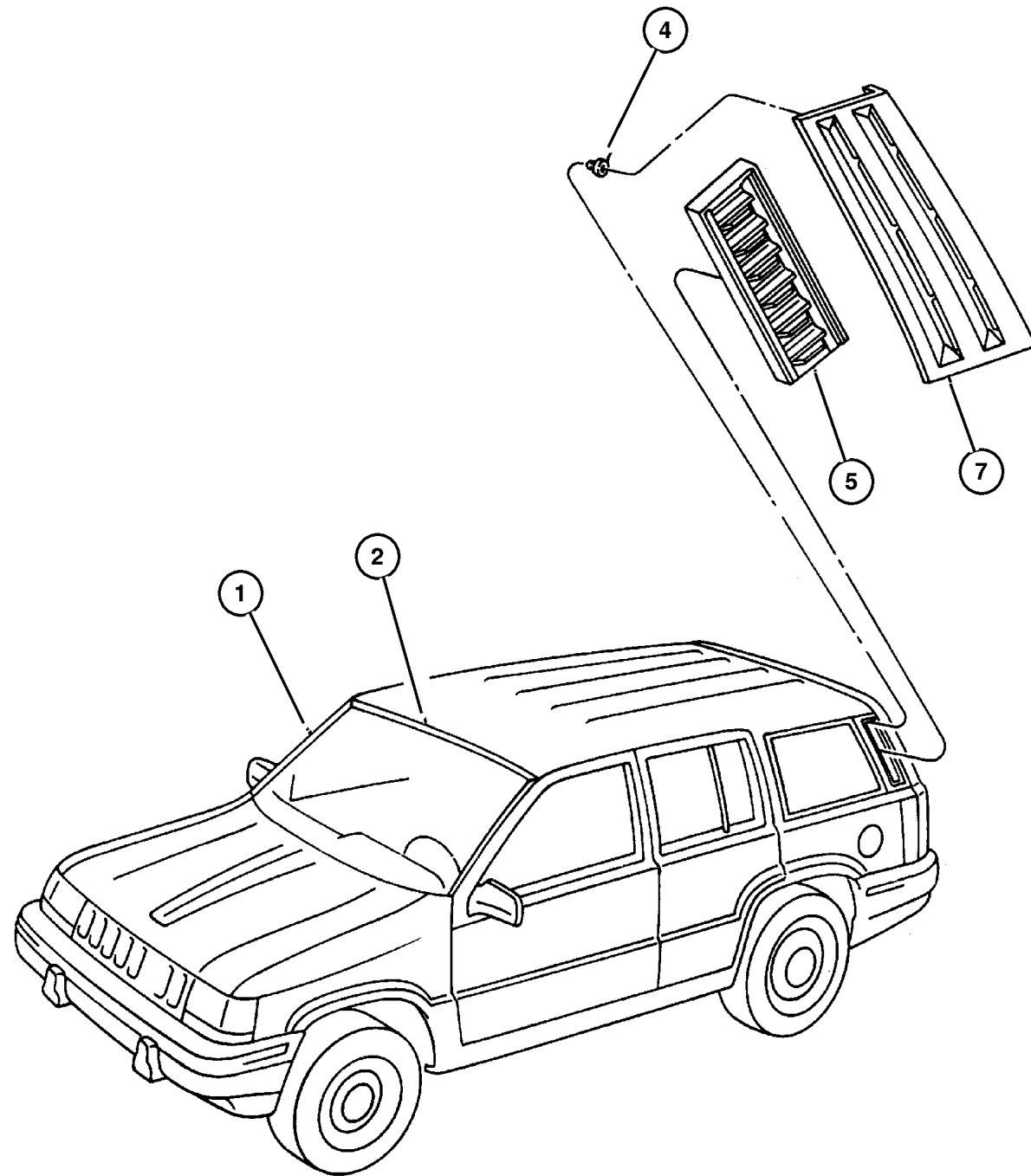
JEEP GRAND CHEROKEE (ZJ)

SERIES L = Low Line	LINE J = 4WD T = 2WD	BODY 74 = 4 Door	ENGINE ERH, ER0 = 4.0L Power Tech I-6. ELF, EL0 = 5.2L V8 MPI EML, EM0 = 5.9L V8 MPI	TRANSMISSION DGW = 4 Speed Auto. 44RE DGK = 4 Speed Auto. 42RE DGT = 4 Speed Auto. 46RE DGO = All Speed Auto.
-------------------------------	-----------------------------------	----------------------------	--	--

AR = Use as required - = Non illustrated part # = New this model year

October 20, 2004

Mouldings, Upper
Figure EZJ-250



ITEM	PART NUMBER	QTY	LINE	SERIES	BODY	ENGINE	TRANS	TRIM	DESCRIPTION
1									MOLDING, Windshield Reveal
	5503 0364	1							Side, Right
	5503 0365	1							Side, Left
2	5513 4847	1							MOLDING, Windshield, Upper
-3	6033 605	8							SCREW, Tapping, .164-18x.437, Windshield Moulding
4	6004 512	6							CLIP, D Pillar Exhauster
5	5503 6049	2							EXHAUSTER, Quarter Panel
-6	4026 152	2							HOSE, Sunroof Drain, Pillar Drain
7									APPLIQUE, D Pillar
	5FK7 1SEG	1							Rosewood, Left
	5FK7 1SFA	1							Driftwood, Left
	5FK7 1SG8	1							Forest Green, Left
	5FK7 1SJN	1							Moss Green, Left
	5FK7 1SJ7	1							Chargold, Left
	5FK7 1SR4	1							Red, Left
	5FK7 1SW1	1							White, Left
	5FK7 1SX8	1							Black, Left
	5FK7 1VAW	1							Deep Slate, Left
	5FK7 1TS4	1							Bright Platinum, Left
	5FK7 2SEG	1							Rosewood, Right
	5FK7 2SFA	1							Driftwood, Right
	5FK7 2SG8	1							Forest Green, Right
	5FK7 2SJ7	1							Moss Green, Right
	5FK7 2SJN	1							Chargold, Right
	5FK7 2SR4	1							Red, Right
	5FK7 2SW1	1							White, Right
	5FK7 2SX8	1							Black, Right
	5FK7 2TS4	1							Deep Slate, Right
	5FK7 2VAW	1							Bright Platinum, Right

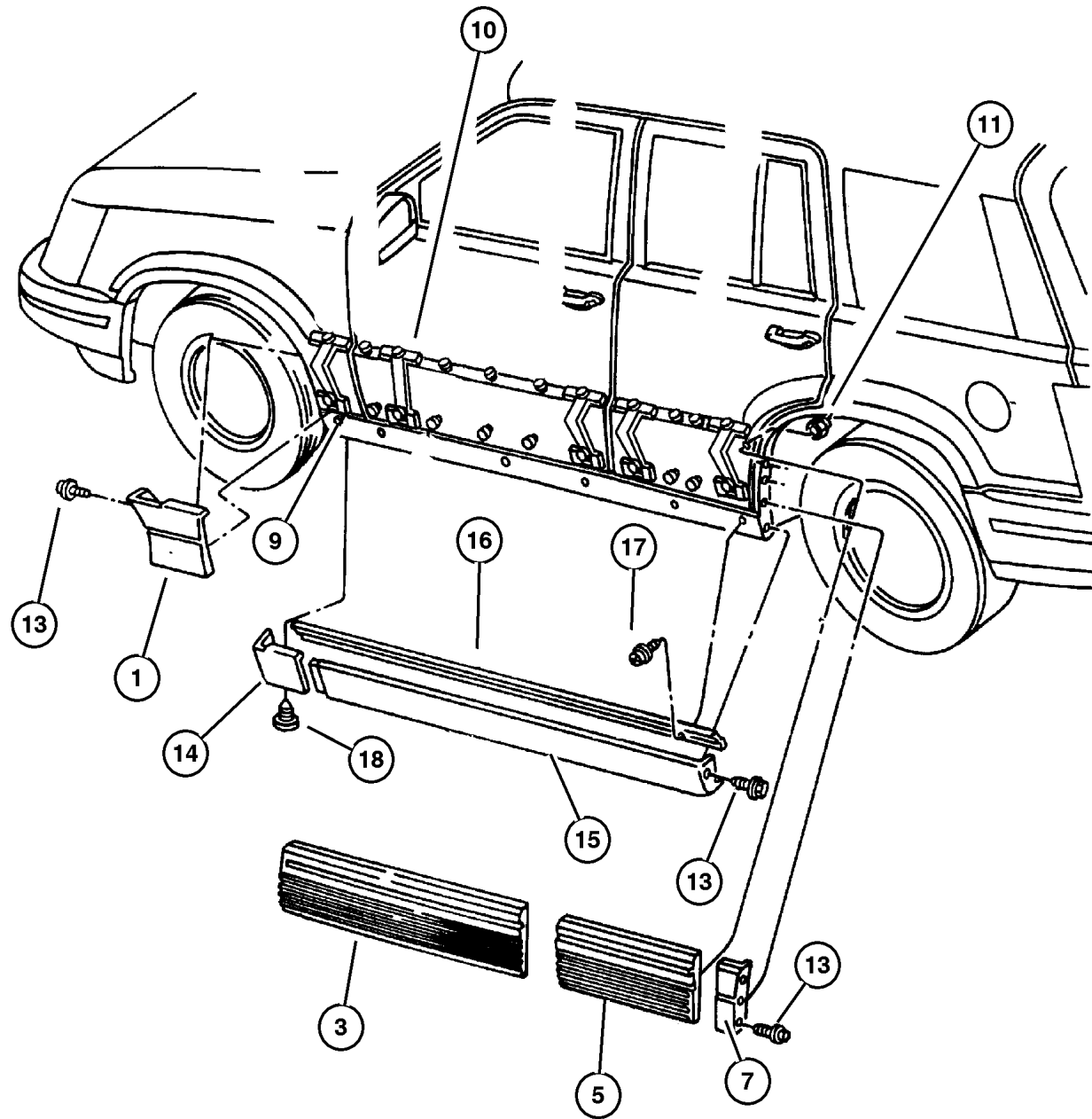
JEEP GRAND CHEROKEE (ZJ)

SERIES	LINE	BODY	ENGINE	TRANSMISSION
L = Low Line	J = 4WD T = 2WD	74 = 4 Door	ERH, ER0 = 4.0L Power Tech I-6. ELF, EL0 = 5.2L V8 MPI EML, EM0 = 5.9L V8 MPI	DGW = 4 Speed Auto. 44RE DGK = 4 Speed Auto. 42RE DGT = 4 Speed Auto. 46RE DGO = All Speed Auto.

AR = Use as required - = Non illustrated part # = New this model year

October 20, 2004

Cladding And Sill Mouldings Figure EZJ-270



ITEM	PART NUMBER	QTY	LINE	SERIES	BODY	ENGINE	TRANS	TRIM	DESCRIPTION
1									CLADDING, Fender
	5DP6 2SS5	1							Laredo (ARN), Right
	5DP6 3SS5	1							Laredo (ARN), Left
	5FY98 MFDAA	1							Laredo, Special Appearance (ADX) (Up To 5-20-97), Right
	5FY99 MFDAA	1							Laredo, Special Appearance (ADX) (Up To 5-20-97), Left
	5FY98 VF7AB	1							Laredo, Special Appearance (ADX) (After 5-20-97), Right
	5FY99 VF7AB	1							Laredo, Special Appearance (ADX) (After 5-20-97), Left
	5DP7 4SW1	1							Limited [ARP] (Service Dealer Paint), Right
	5DP7 5SW1	1							Limited [ARP] (Service Dealer Paint), Left
	5EV8 0DX9	1							TSI (AFM), Black (Paint Code Z), Right
	5EV8 1DX9	1							TSI (AFM), Black (Paint Code Z), Left
	5EV8 0MFD	1							TSI (AFM), Driftwood (Paint Code K), Right
	5EV8 1MFD	1							TSI (AFM), Driftwood (Paint Code K), Left
	5EV80 VF7AB	1							TSI (AFM), Dark Brownstone (Paint Code C), Right
	5EV81 VF7AB	1							TSI (AFM), Dark Brownstone (Paint Code C), Left
	5DP7 4SW1	1							
-2									TAPE, Cladding, Orvis
	5FS9 8HC3	1							Right
	5FS9 9HC3	1							Left
3									CLADDING, Front Door
	5DP7 6SS5	1							Laredo (ARN), Right
	5DP7 7SS5	1							Laredo (ARN), Left
	5FZ00 MFDAA	1							Laredo, Special Appearance (ADX) (Up To 5-20-97), Right
	5FZ00 VF7AB	1							Laredo, Special Appearance (ADX) (After 5-20-97), Right
	5FZ01 MFDAA	1							Laredo, Special Appearance (ADX) (Up To 5-20-97), Left
	5FZ01 VF7AB	1							Laredo, Special Appearance (ADX) (After 5-20-97), Left
	5DP8 4SW1	1							Limited (ARP), Right

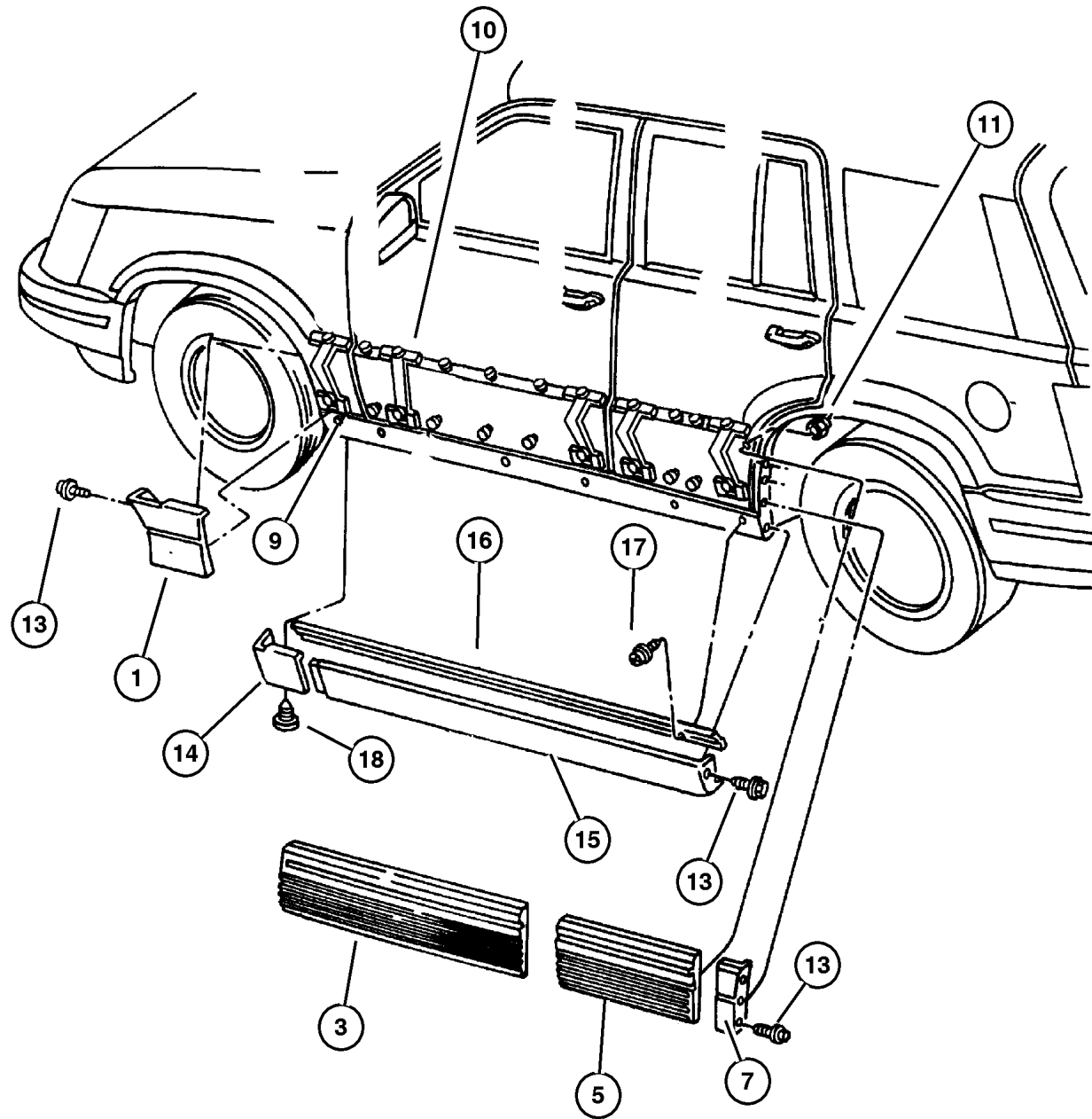
JEEP GRAND CHEROKEE (ZJ)

SERIES	LINE	BODY	ENGINE	TRANSMISSION
L = Low Line	J = 4WD T = 2WD	74 = 4 Door	ERH, ER0 = 4.0L Power Tech I-6. ELF, EL0 = 5.2L V8 MPI EML, EM0 = 5.9L V8 MPI	DGW = 4 Speed Auto. 44RE DGK = 4 Speed Auto. 42RE DGT = 4 Speed Auto. 46RE DGO = All Speed Auto.

AR = Use as required - = Non illustrated part # = New this model year

October 20, 2004

Cladding And Sill Mouldings Figure EZJ-270



ITEM	PART NUMBER	QTY	LINE	SERIES	BODY	ENGINE	TRANS	TRIM	DESCRIPTION
	5DP8 5SW1	1							Limited (ARP), Left
	5EV8 4DX9	1							TSI (AFM), Black (Paint Code Z), Right
	5EV8 4MFD	1							TSI (AFM), Driftwood (Paint Code K), Right
	5EV84 VF7AB	1							TSI (AFM), Dark Brownstone (Paint Code C), Right
	5EV8 5DX9	1							TSI (AFM), Black (Paint Code Z), Left
	5EV8 5MFD	1							TSI (AFM), Driftwood (Paint Code K), Left
	5EV85 VF7AB	1							TSI (AFM), Dark Brownstone (Paint Code C), Left
-4									TAPE, Cladding, Orvis
	5FT0 0HC3	1							Right
	5FT0 1HC3	1							Left
5									CLADDING, Rear Door
	5DP8 6SS5	1							Laredo (ARN), Right
	5DP8 7SS5	1							Laredo (ARN), Left
	5FY94 MFDAA	1							Laredo, Special Appearance (ADX) (Up To 5-20-97), Right
	5FY95 MFDAA	1							Laredo, Special Appearance (ADX) (Up To 5-20-97), Left
	5FY94 VF7AB	1							Laredo, Special Appearance (ADX) (After 5-20-97), Right
	5FY95 VF7AB	1							Laredo, Special Appearance (ADX) (After 5-20-97), Left
	5DP9 6SW1	1							Limited [ARP] (Service Dealer Paint), Right
	5DP9 7SW1	1							Limited [ARP] (Service Dealer Paint), Left
	5EV8 8DX9	1							TSI (AFM), Black (Paint Code Z), Right
	5EV8 8MFD	1							TSI (AFM), Driftwood (Paint Code K), Right
	5EV88 VF7AB	1							TSI (AFM), Dark Brownstone (Paint Code C), Right
	5EV8 9DX9	1							TSI (AFM), Black (Paint Code Z), Left
	5EV8 9MFD	1							TSI (AFM), Driftwood (Paint Code K), Left
	5EV89 VF7AB	1							TSI (AFM), Dark Brownstone (Paint Code C), Left

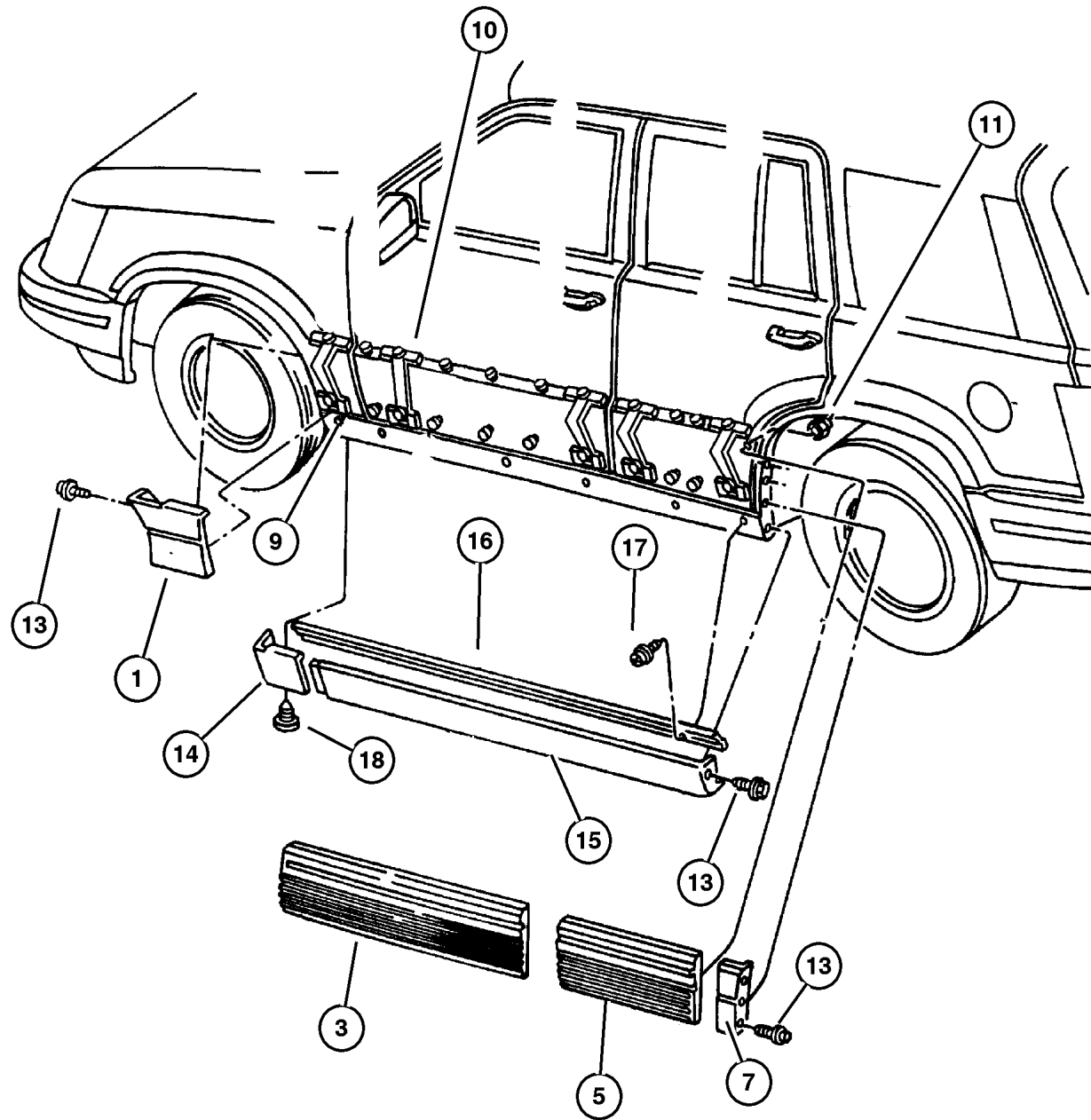
JEEP GRAND CHEROKEE (ZJ)

SERIES	LINE	BODY	ENGINE	TRANSMISSION
L = Low Line	J = 4WD T = 2WD	74 = 4 Door	ERH, ER0 = 4.0L Power Tech I-6. ELF, EL0 = 5.2L V8 MPI EML, EM0 = 5.9L V8 MPI	DGW = 4 Speed Auto. 44RE DGK = 4 Speed Auto. 42RE DGT = 4 Speed Auto. 46RE DGO = All Speed Auto.

AR = Use as required - = Non illustrated part # = New this model year

October 20, 2004

Cladding And Sill Mouldings Figure EZJ-270



ITEM	PART NUMBER	QTY	LINE	SERIES	BODY	ENGINE	TRANS	TRIM	DESCRIPTION
-6									TAPE, Cladding, Orvis
	5FT0 6HC3	1							Right
	5FT0 7HC3	1							Left
7									CLADDING, Quarter Panel
	5DP9 8SS5	1							Laredo (ARN), Right
	5DP9 9SS5	1							Laredo (ARN), Left
	5FZ06 MFDAA	1							Laredo, Special Appearance (ADX) (Up To 5-20-97), Right
	5FZ07 MFDAA	1							Laredo, Special Appearance (ADX) (Up To 5-20-97), Left
	5FZ06 VF7AB	1							Laredo, Special Appearance (ADX) (After 5-20-97), Right
	5FZ07 VF7AB	1							Laredo, Special Appearance (ADX) (After 5-20-97), Left
	5DR2 2SW1	1							Limited (ARP), Right
	5DR2 3SW1	1							Limited (ARP), Left
	5EV9 4DX9	1							TSI (AFM), Black (Paint Code Z), Right
	5EV9 4MFD	1							TSI (AFM), Driftwood (Paint Code K), Right
	5EV94 VF7AB	1							TSI (AFM), Dark Brownstone (Paint Code C), Right
	5EV9 5DX9	1							TSI (AFM), Black (Paint Code Z), Left
	5EV9 5MFD	1							TSI (AFM), Driftwood (Paint Code K), Left
	5EV95 VF7AB	1							TSI (AFM), Dark Brownstone (Paint Code C), Left
-8									TAPE, Cladding, Orvis
	5FT0 8HC3	1							Right
	5FT0 9HC3	1							Left
9									RETAINER, Cladding
	5529 4782	5							Right
	5529 4783	5							Left
10	5529 4777	12							RETAINER, Cladding
11	6502 872	2							NUT, Rear Door Moulding, M4x0.7, Rear Door Moulding
-12									STUD, [Order Repair Package 4293616], (NOT SERVICED) (Not Serviced)
13									SCREW, (NOT SERVICED) (Not Serviced)
14									MOLDING, Side Sill, 5CJ47LS5 Lt.

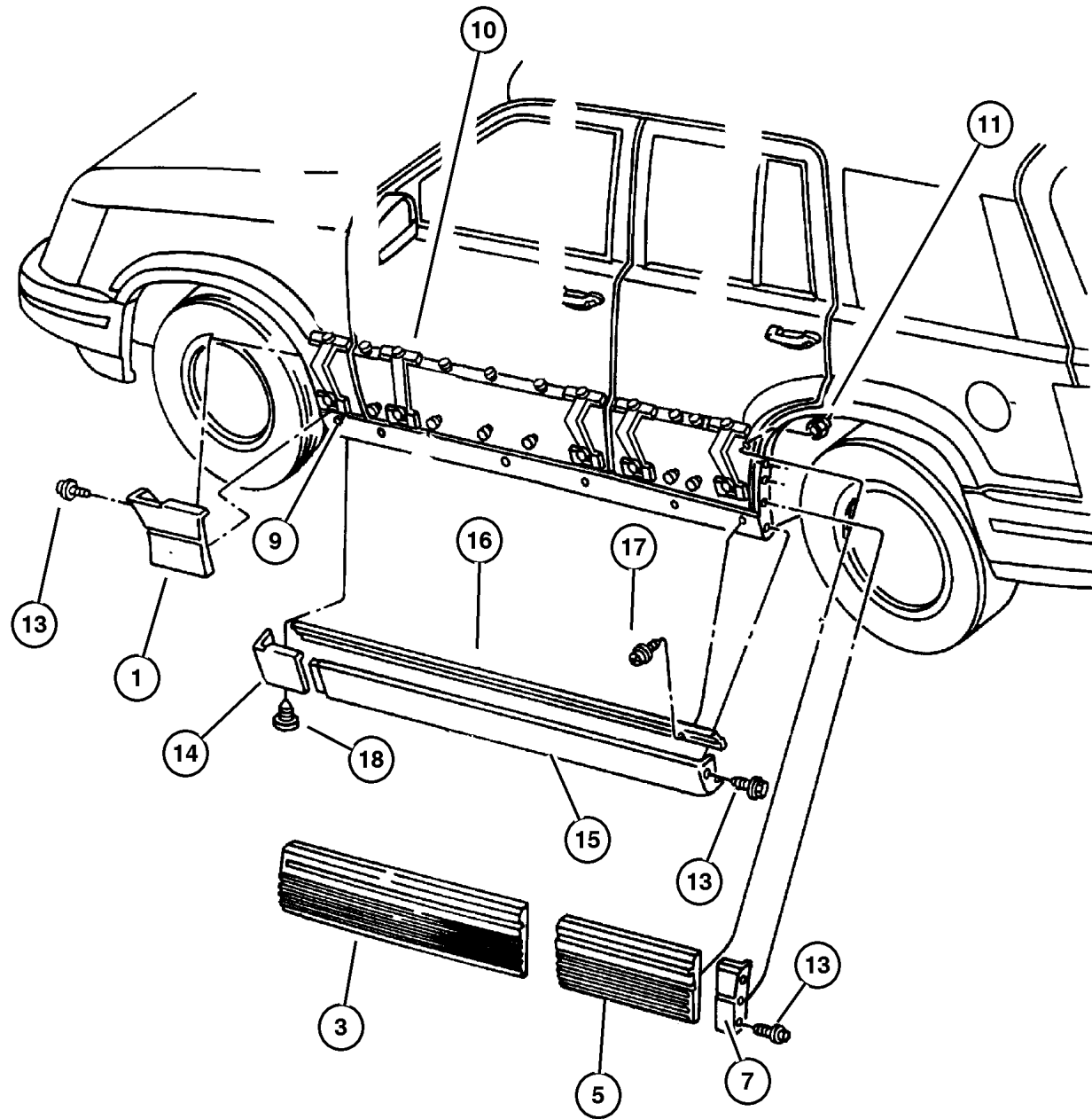
JEEP GRAND CHEROKEE (ZJ)

SERIES	LINE	BODY	ENGINE	TRANSMISSION
L = Low Line	J = 4WD T = 2WD	74 = 4 Door	ERH, ER0 = 4.0L Power Tech I-6. ELF, EL0 = 5.2L V8 MPI EML, EM0 = 5.9L V8 MPI	DGW = 4 Speed Auto. 44RE DGK = 4 Speed Auto. 42RE DGT = 4 Speed Auto. 46RE DGO = All Speed Auto.

AR = Use as required - = Non illustrated part # = New this model year

October 20, 2004

Cladding And Sill Mouldings Figure EZJ-270



ITEM	PART NUMBER	QTY	LINE	SERIES	BODY	ENGINE	TRANS	TRIM	DESCRIPTION
	5CJ4 6LS5	1							Laredo (ARN), Right
	5CJ4 7LS5	1							Laredo (ARN), Left
	5FF1 0MFD	1							[ADX] [AFM], Driftwood, Right
	5FF1 1MFD	1							[ADX] [AFM], Driftwood, Left
	5FF10 DX9AB	1							[ADX] [AFM], Black, Right
	5FF11 DX9AB	1							[ADX] [AFM], Black, Left
	5FF10 VF7AB	1							[ADX] [AFM], Dark Brownstone, Right
	5FF11 VF7AB	1							[ADX] [AFM], Dark Brownstone, Left
15									MOLDING, Side Sill
	5DS1 2MS5	1							Laredo (ARN), Right
	5DS1 3MS5	1							Laredo (ARN), Left
	5FF12 DX9AB	1							(ADX) (AFM), Black, Right
	5FF13 DX9AB	1							(ADX) (AFM), Black, Left
	5FF12 VF7AB	1							(ADX) (AFM), Dark Brownstone, Right
	5FF13 VF7AB	1							(ADX) (AFM), Dark Brownstone, Left
	5FF1 2MFD	1							(ADX) (AFM), Driftwood, Right
	5FF1 3MFD	1							(ADX) (AFM), Driftwood, Left
16									RAIL, Sill Molding Hanger
	5529 4836	1							Laredo, Right
	5529 4837	1							Laredo, Left
17									SCREW, (NOT SERVICED) (Not Serviced)
18	5BB1 4LS5	10							RETAINER, Push In Type M6.3 Hole, Sill Moulding Att.

JEEP GRAND CHEROKEE (ZJ)

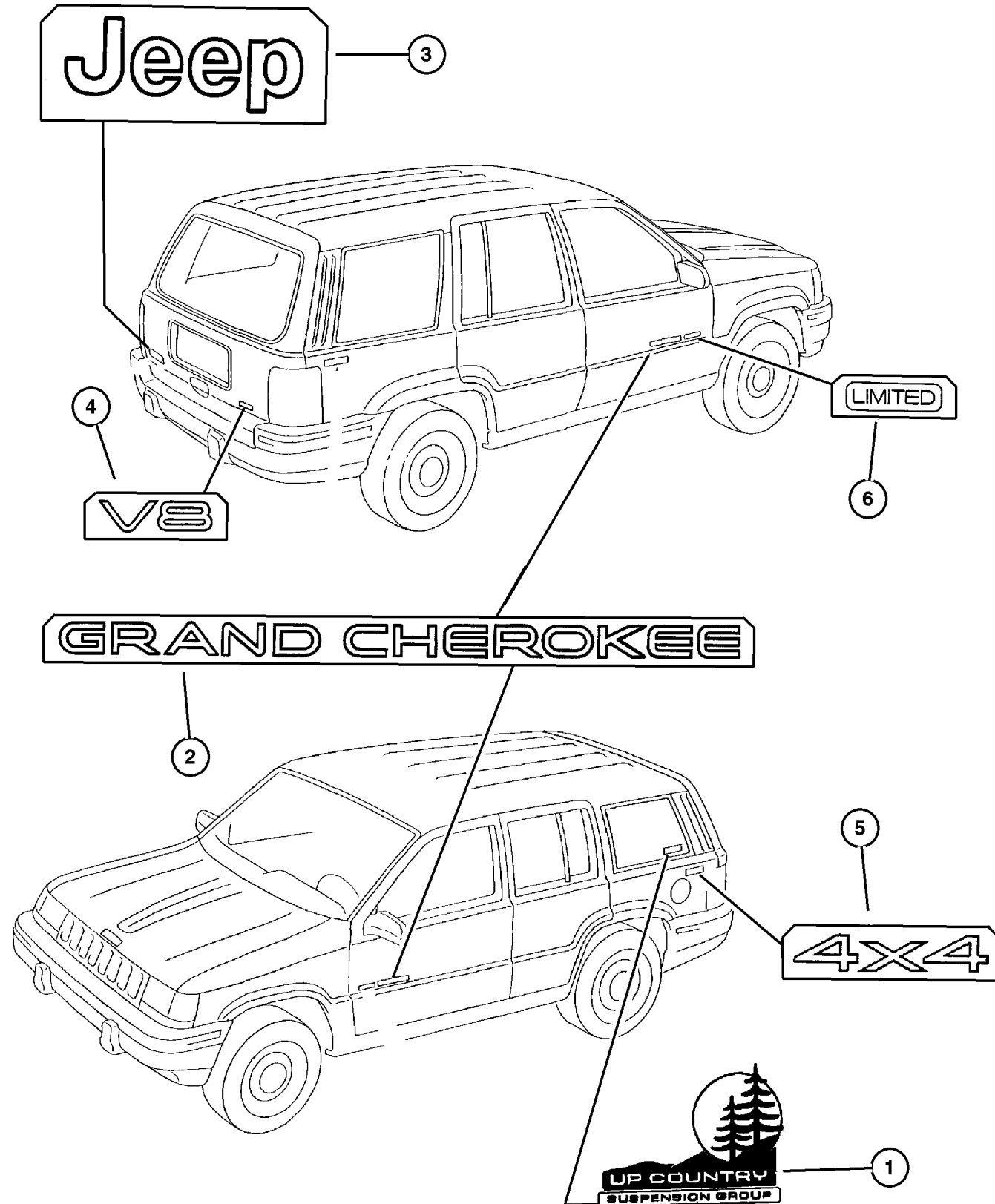
SERIES	LINE	BODY	ENGINE	TRANSMISSION
L = Low Line	J = 4WD T = 2WD	74 = 4 Door	ERH, ER0 = 4.0L Power Tech I-6. ELF, EL0 = 5.2L V8 MPI EML, EM0 = 5.9L V8 MPI	DGW = 4 Speed Auto. 44RE DGK = 4 Speed Auto. 42RE DGT = 4 Speed Auto. 46RE DGO = All Speed Auto.

AR = Use as required - = Non illustrated part # = New this model year

October 20, 2004

Decals Figure EZJ-360

ITEM	PART NUMBER	QTY	LINE	SERIES	BODY	ENGINE	TRANS	TRIM	DESCRIPTION
NOTE: Stripes are painted									
1	5DL3 2MXW	1							DECAL, Country, "Up Country Suspension" ***
2	5EN8 0SA1	2							NAMEPLATE, Grand Cherokee Silver
	5EN8 0SY1	2							Sand
3	5EM8 7SA1	2							NAMEPLATE, Jeep Silver
	5EM8 7SY1	2							Sand
4	5EN7 8SA1	1							NAMEPLATE Silver
	5EN7 8SY1	1							Sand
5	5EM8 9SA1	2							NAMEPLATE, Jeep, [4x4] Silver
	5EM8 9SY1	2							Sand
6	5EM9 1SA1	2							DIMENSIONAL GRAPHIC Silver
	5EM9 1SY1	2							Sand
-7	5EN8 2HC3	1							NAMEPLATE, TSI
-8	5EM93 SJYAB	2							NAMEPLATE, ORVIS, ORVIS



JEEP GRAND CHEROKEE (ZJ)

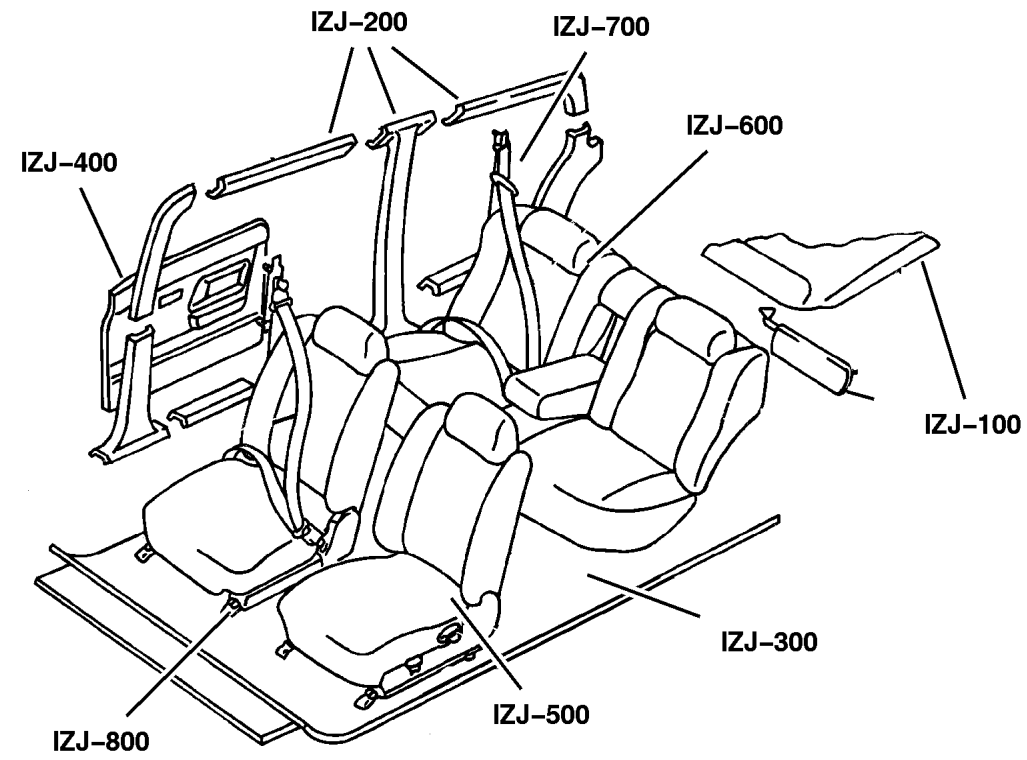
SERIES L = Low Line	LINE J = 4WD T = 2WD	BODY 74 = 4 Door	ENGINE ERH, ER0 = 4.0L Power Tech I-6. ELF, EL0 = 5.2L V8 MPI EML, EM0 = 5.9L V8 MPI	TRANSMISSION DGW = 4 Speed Auto. 44RE DGK = 4 Speed Auto. 42RE DGT = 4 Speed Auto. 46RE DGO = All Speed Auto.
------------------------	----------------------------	---------------------	---	---

AR = Use as required - = Non illustrated part # = New this model year

October 20, 2004

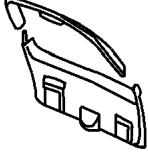
Group – IZJ

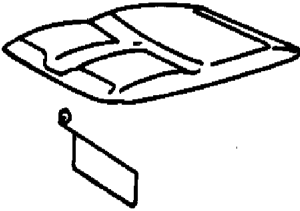

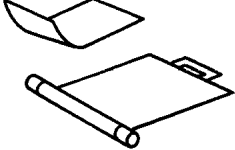
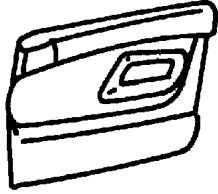

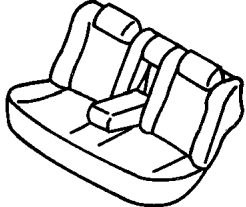
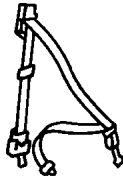
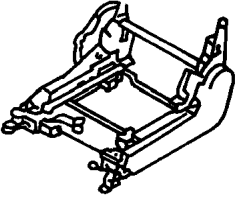
Interior Trim



Group – IZJ

Interior Trim

<p>IZJ-1000 Lift Gate Trim</p> 			
---	--	--	--

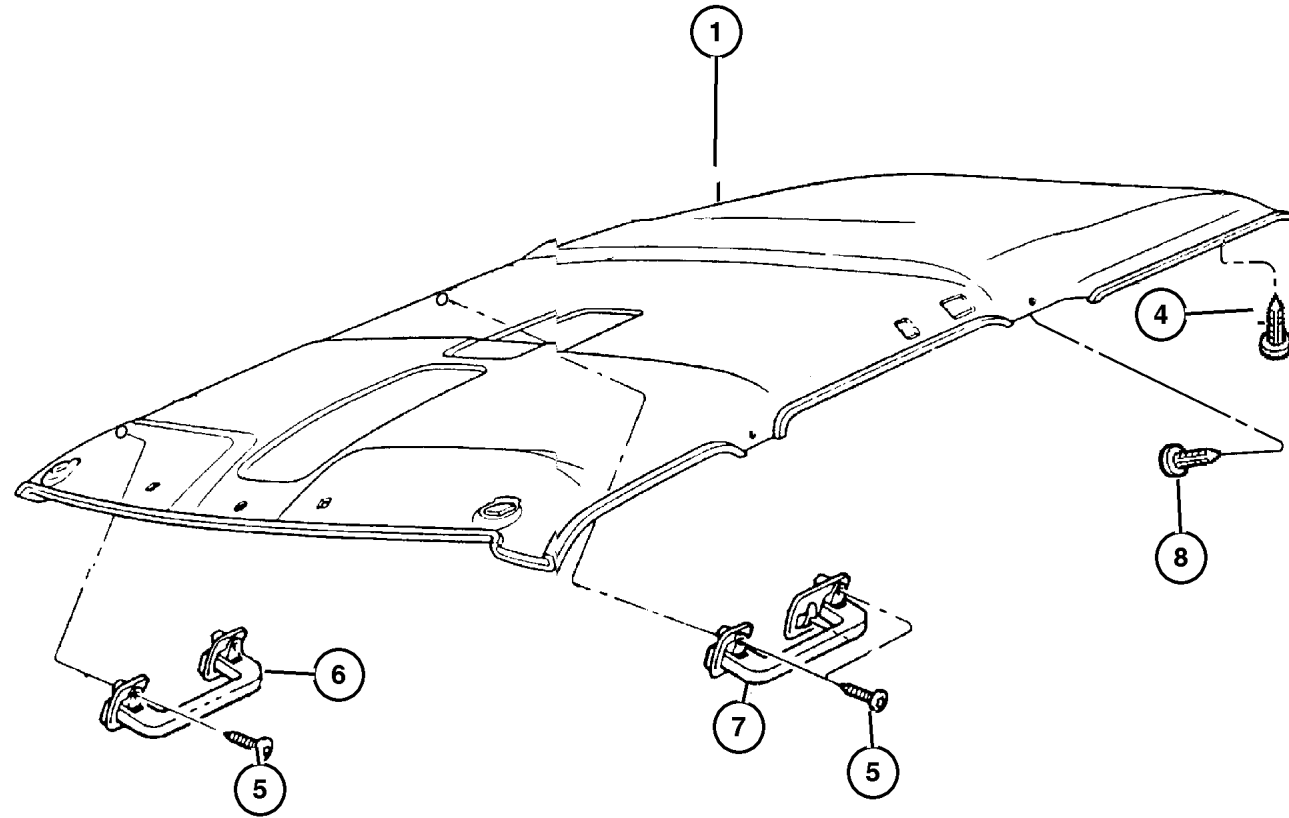
<p>IZJ-100 Headliner and Visor</p> 	<p>IZJ-200 Panel-Mouldings, Scuff Plates</p> 	<p>IZJ-300 Carpet</p> 	<p>IZJ-400 Door Trim Panels, Front and Rear</p> 
<p>IZJ-500 Front Seats and Attaching Parts</p> 	<p>IZJ-600 Rear Seats and Attaching Parts</p> 	<p>IZJ-700 Seat Belts-Front and Rear</p> 	<p>IZJ-800 Adjusters, Covers, Shields and Risers</p> 

GROUP IZJ - Interior Trim

Illustration Title	Group-Fig. No.
Headliner and Visor	
Headliner And Assist Handles	Fig. IZJ-110
Sunvisors	Fig. IZJ-120
Panel-Mouldings, Scuff Plates	
Interior Trim Panels And Garnish Mouldings	Fig. IZJ-210
Carpet	
Carpet	Fig. IZJ-310
Insulation	Fig. IZJ-320
Cargo Cover And Cargo Loops	Fig. IZJ-330
Door Trim Panels, Front and Rear	
Panels, Door Trim	Fig. IZJ-410
Front Seats and Attaching Parts	
Front Seat, Trim Code [CL]	Fig. IZJ-510
Front Seat, Trim Code [EL]	Fig. IZJ-520
Front Seat, Trim Code [F5]	Fig. IZJ-530
Front Seats, Trim Codes [GI, FL]	Fig. IZJ-540
Rear Seats and Attaching Parts	
Rear Seat	Fig. IZJ-610
Seat Belts-Front and Rear	
Seat Belts Front Seat	Fig. IZJ-710
Seat Belts Rear Seat	Fig. IZJ-720
Adjusters, Covers, Shields and Risers	
Recliner And Seat Track Front Seat	Fig. IZJ-810
Lift Gate Trim	
Panels, Liftgate And Scuff Plate	Fig. IZJ-1010

Headliner And Assist Handles Figure IZJ-110

ITEM	PART NUMBER	QTY	LINE	SERIES	BODY	ENGINE	TRANS	TRIM	DESCRIPTION
1									HEADLINER
	5EA4 3SC1	1						O0	Without Overhead Console, Without Sunroof, [AZ, C3]
	5EA4 3ST6	1						O0	Without Overhead Console, Without Sunroof, [T6, TJ]
	5EC4 4SC1	1						O0	With Overhead Console, [AZ, C3]
	5EC4 4ST6	1						O0	With Overhead Console, [T6, TJ]
	5EF3 3SC1	1						O0	With Sunroof, [AZ, C3], Includes Plate and Bracket For Sunroof Switch
	5EF3 3ST6	1						O0	With Sunroof, [T6, TJ], Includes Plate and Bracket For Sunroof Switch
	5FJ79 LAZAB	1						O0	With Sunroof and Sound Bar, [AZ] WELT, Headliner
-2	5EJ6 0SC1	1						O0	[AZ, C3]
	5EJ6 0ST6	1						O0	[T6, TJ]
-3									RETAINER, Sunroof Welt, Quartz
	5EM7 0SC1	1						O0	[AZ, C3]
	5EM7 0ST6	1						O0	[T6, TJ]
4									FASTENER, Headliner, M31.70 Hole
	H452 SC1	2						O0	[AZ, C3]
	H452 ST6	2						O0	[T6, TJ]
5	6035 691	2							SCREW, Self Taping, M4x12, Assist Handle
6									HANDLE, Grab
	5DG0 2SC1	1						O0	[AZ, C3]
	5DG0 2ST6	1						O0	[T6, TJ]
7									HANDLE, Grab
	5ES1 4SAZ	1						O0	[AZ], Limited, Right
	5ES1 4SC1	1						O0	[AZ, C3], Laredo, Right
	5ES1 4ST6	1						O0	[TJ, T6], Laredo, Right
	5ES1 5SAZ	1						O0	[AZ], Limited, Left
	5ES1 5SC1	1						O0	[AZ, C3], Laredo, Left
	5ES1 5ST6	1						O0	[TJ, T6], Laredo, Left
8	6030 441	2							PIN, Retainer, Push-In Fins,.250x. 900



JEEP GRAND CHEROKEE (ZJ)

SERIES	LINE	BODY	ENGINE	TRANSMISSION
L = Low Line	J = 4WD T = 2WD	74 = 4 Door	ERH, ER0 = 4.0L Power Tech I-6. ELF, EL0 = 5.2L V8 MPI EML, EM0 = 5.9L V8 MPI	DGW = 4 Speed Auto. 44RE DGK = 4 Speed Auto. 42RE DGT = 4 Speed Auto. 46RE DG0 = All Speed Auto.

AR = Use as required - = Non illustrated part # = New this model year

October 20, 2004

Sunvisors Figure IZJ-120

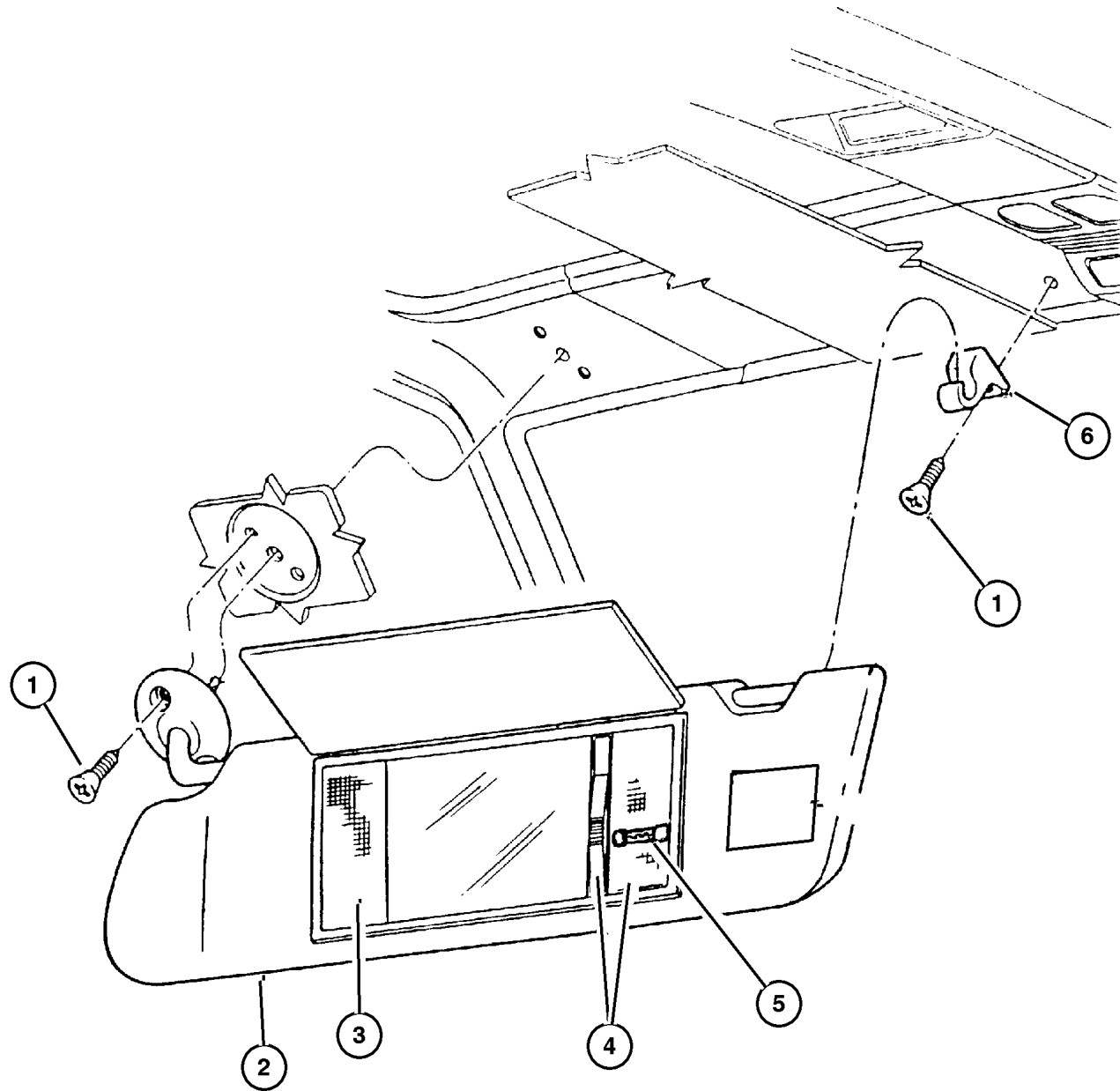
ITEM	PART NUMBER	QTY	LINE	SERIES	BODY	ENGINE	TRANS	TRIM	DESCRIPTION
1	6035 691	4							SCREW, Self Taping, M4x12, .190-16x1.00
2	5FC73 RC1AB	1						O0	VISOR, Illuminated Lighted, [AZ, C3], After 2-25-97, Right
	5FC73 RT6AB	1						O0	Lighted, [T6], After 2-25-97, Right
	5FC7 3SC1	1						O0	Lighted, [AZ, C3], Up to 2-25-97, Right
	5FC7 3ST6	1						O0	Lighted, [T6], Up to 2-25-97, Right
	5FK6 5SC1	1						O0	Lighted, [AZ, C3], Up to 2-25-97, Left
	5FK6 5ST6	1						O0	Lighted, [T6], Up to 2-25-97, Left
	5FK65 RC1AB	1						O0	Lighted, [AZ, C3], After 2-25-97, Left
	5FK65 RT6AB	1						O0	Lighted, [T6], After 2-25-97, Left
	5FK66 LAZAB	1						O0	Extended, With Garage Door Opener, [AZ], After 2-25-97, Left
	5FK66 RC1AB	1						O0	Extended, With Garage Door Opener, [C3], After 2-25-97, Left
	5FK66 RT6AB	1						O0	Extended, With Garage Door Opener, [T6], After 2-25-97, Left
	5FK6 6SC1	1						O0	Extended, With Garage Door Opener, [C3], Up to 2-25-97, Left
	5FK6 6ST6	1						O0	Extended, With Garage Door Opener, [T6], Up to 2-25-97, Left
	5FK6 6TAZ	1						O0	Extended, With Garage Door Opener, [AZ], Up to 2-25-97, Left
	5FC44 LAZAB	1						O0	Extended, [AZ], After 2-25-97, Right
	5FC44 RC1AB	1						O0	Extended, [C3], After 2-25-97, Right
	5FC44 RT6AB	1						O0	Extended, [T6], After 2-25-97, Right
	5FC4 4SC1	1						O0	Extended, [C3], Up to 2-25-97, Right
	5FC4 4ST6	1						O0	Extended, [T6], Up to 2-25-97, Right
	5FC4 4TAZ	1						O0	Extended, [AZ], Up to 2-25-97, Right
3	4620 137	1	J		74				LENS, Illuminated Visor Left
		1	T		74				Left
4	4620 136	1							LENS, Illuminated Visor With Button, Right

JEEP GRAND CHEROKEE (ZJ)

SERIES	LINE	BODY	ENGINE	TRANSMISSION
L = Low Line	J = 4WD T = 2WD	74 = 4 Door	ERH, ER0 = 4.0L Power Tech I-6. ELF, EL0 = 5.2L V8 MPI EML, EM0 = 5.9L V8 MPI	DGW = 4 Speed Auto. 44RE DGK = 4 Speed Auto. 42RE DGT = 4 Speed Auto. 46RE DG0 = All Speed Auto.

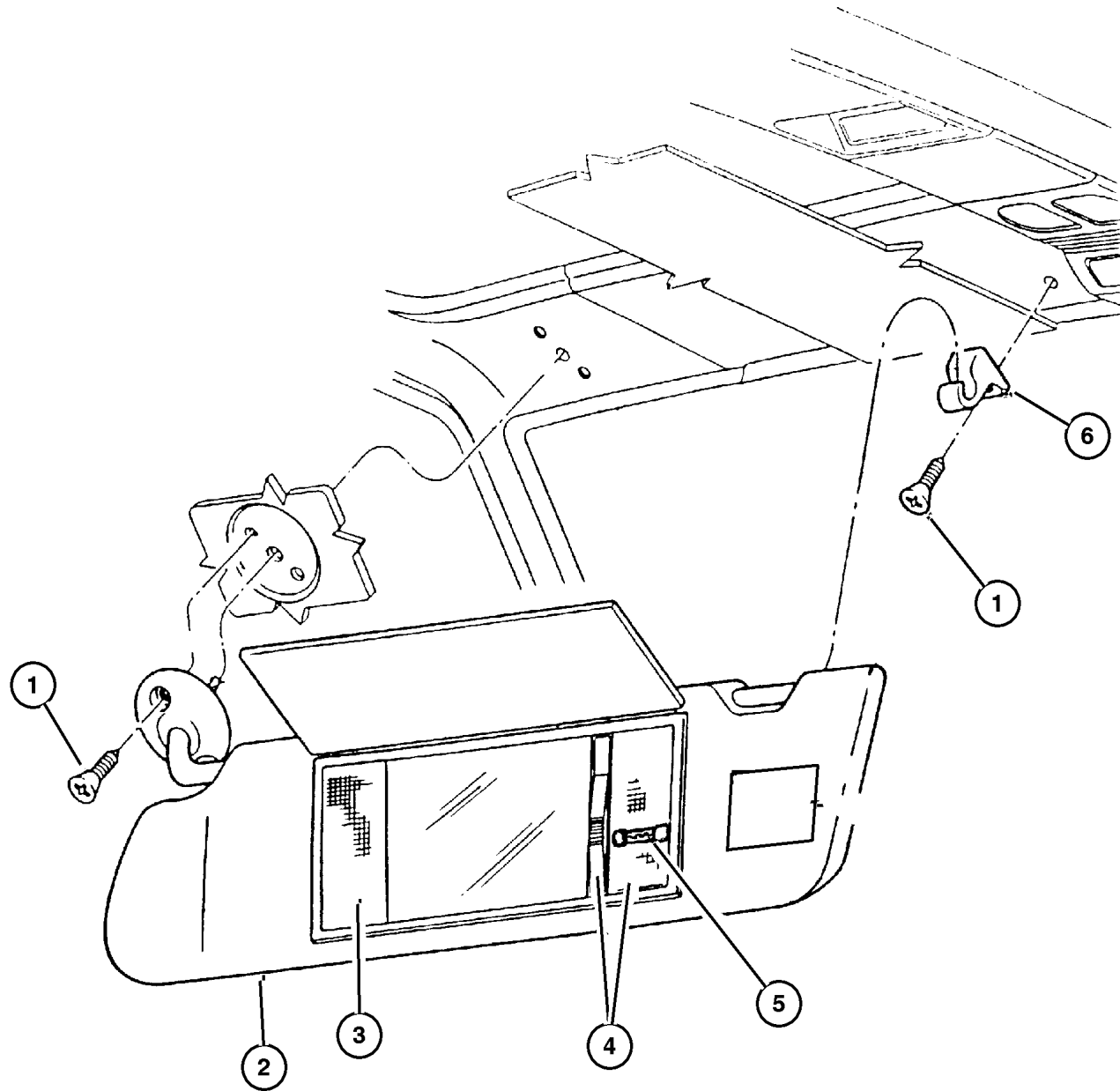
AR = Use as required - = Non illustrated part # = New this model year

October 20, 2004



Sunvisors Figure IZJ-120

ITEM	PART NUMBER	QTY	LINE	SERIES	BODY	ENGINE	TRANS	TRIM	DESCRIPTION
		1						O0	With Button, Right
5	6501 966	2							BULB, 74
6									BRACKET, Sunvisor
	5EZ9 2TAZ	1						O0	[AZ], Also Serviced With Sunvisor
	5EZ9 2SC1	1						O0	[C3], Also Serviced With Sunvisor
	5EZ9 2ST6	1						O0	[T6], Also Serviced With Sunvisor
-7	5200 8712	1							LABEL, Anti-lock Brake Operation



JEEP GRAND CHEROKEE (ZJ)

SERIES	LINE	BODY	ENGINE	TRANSMISSION
L = Low Line	J = 4WD T = 2WD	74 = 4 Door	ERH, ER0 = 4.0L Power Tech I-6. ELF, EL0 = 5.2L V8 MPI EML, EM0 = 5.9L V8 MPI	DGW = 4 Speed Auto. 44RE DGK = 4 Speed Auto. 42RE DGT = 4 Speed Auto. 46RE DG0 = All Speed Auto.

AR = Use as required - = Non illustrated part # = New this model year

October 20, 2004

Interior Trim Panels And Garnish Mouldings Figure IZJ-210

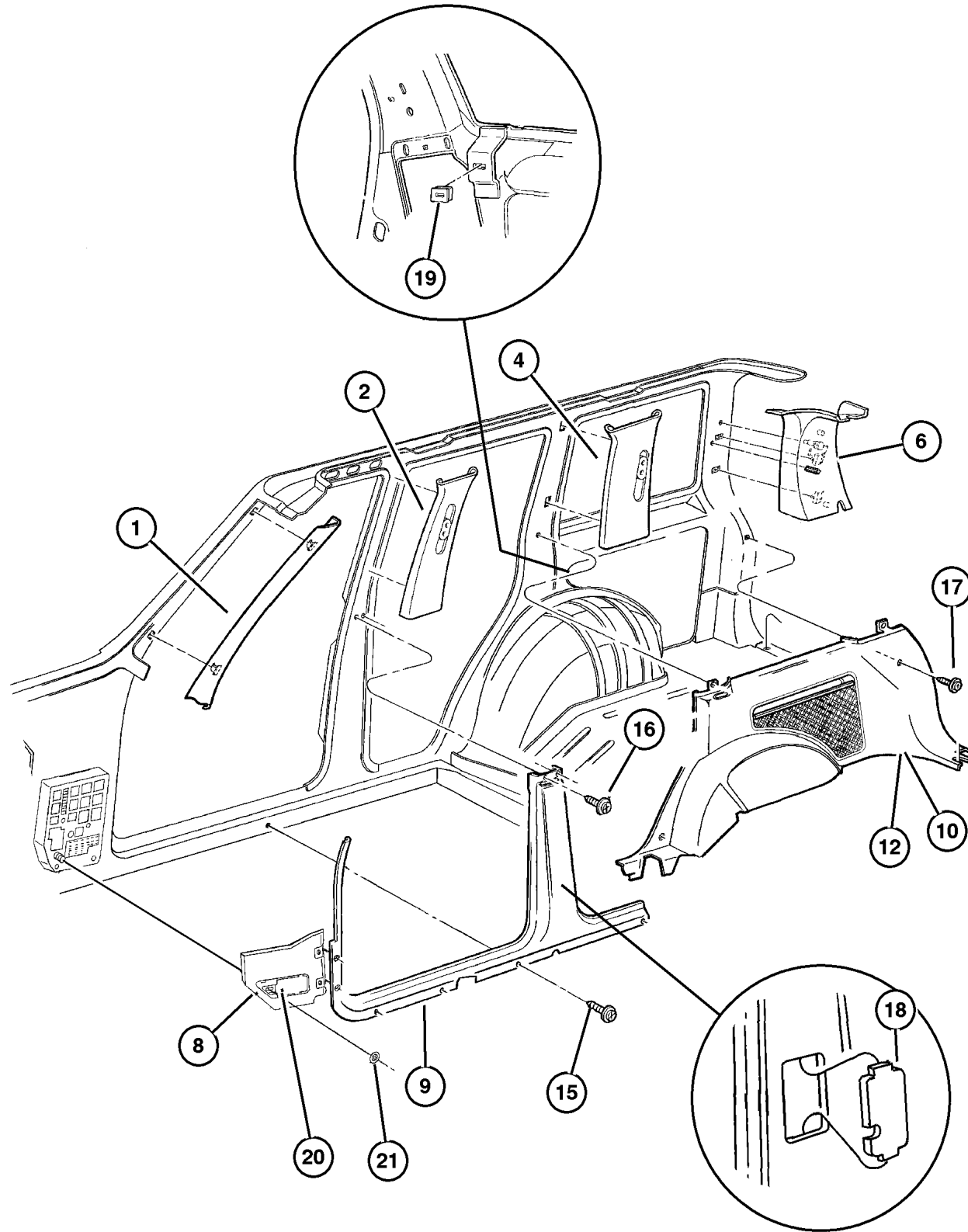
ITEM	PART NUMBER	QTY	LINE	SERIES	BODY	ENGINE	TRANS	TRIM	DESCRIPTION
NOTE: The left quarter trim panel includes the fuel filler remote access door and spare tire standoff.									
1									MOLDING, Windshield Garnish, Includes Clips
	5FC5 8SAZ	1						O0	[AZ], Right
	5FC5 8SC8	1						O0	[C3], Right
	5FC5 8ST6	1						O0	[TJ, T6], Right
	5FC5 9SAZ	1						O0	[AZ], Left
	5FC5 9SC8	1						O0	[C3], Left
	5FC5 9ST6	1						O0	[TJ, T6], Left
2									PANEL, B Pillar Upper Trim, Includes Adjuster
	5FM5 4SAZ	1						O0	[AZ], Right
	5FM5 4SC1	1						O0	[C3], Right
	5FM5 4ST6	1						O0	[TJ, T6], Right
	5FM5 5SAZ	1						O0	[AZ], Left
	5FM5 5SC1	1						O0	[C3], Left
	5FM5 5ST6	1						O0	[TJ, T6], Left
-3									ADJUSTER, Seat Belt Turning Loop
	5DU3 6SAZ	1						O0	[AZ]
	5DU3 6SC1	1						O0	[C3]
	5DU3 6ST6	1						O0	[TJ, T6]
4									PANEL, C Pillar, Includes Adjuster
	5FM5 6SAZ	1						O0	[AZ], Right
	5FM5 6SC1	1						O0	[C3], Right
	5FM5 6ST6	1						O0	[TJ, T6], Right
	5FM5 7SAZ	1						O0	[AZ], Left
	5FM5 7SC1	1						O0	[C3], Left
	5FM5 7ST6	1						O0	[TJ, T6], Left
-5									ADJUSTER, Seat Belt Turning Loop
	5DU3 6SAZ	1						O0	[AZ]
	5DU3 6SC1	1						O0	[C3]
	5DU3 6ST6	1						O0	[TJ, T6]
6									PANEL, D Pillar Trim
	5FM3 6SAZ	1						O0	[AZ], Right
	5FM3 6SC3	1						O0	[C3], Right
	5FM3 6ST6	1						O0	[TJ, T6], Right
	5FM3 7SAZ	1						O0	[AZ], Left
	5FM3 7SC3	1						O0	[C3], Left
	5FM3 7ST6	1						O0	[TJ, T6], Left
-7									INSULATION, D Pillar Trim Panel Right
	5503 3368	1							Left
	5503 3369	1							Left
8									PANEL, Cowl

JEEP GRAND CHEROKEE (ZJ)

SERIES	LINE	BODY	ENGINE	TRANSMISSION
L = Low Line	J = 4WD T = 2WD	74 = 4 Door	ERH, ER0 = 4.0L Power Tech I-6. ELF, EL0 = 5.2L V8 MPI EML, EM0 = 5.9L V8 MPI	DGW = 4 Speed Auto. 44RE DGK = 4 Speed Auto. 42RE DGT = 4 Speed Auto. 46RE DGO = All Speed Auto.

AR = Use as required - = Non illustrated part # = New this model year

October 20, 2004



Interior Trim Panels And Garnish Mouldings Figure IZJ-210

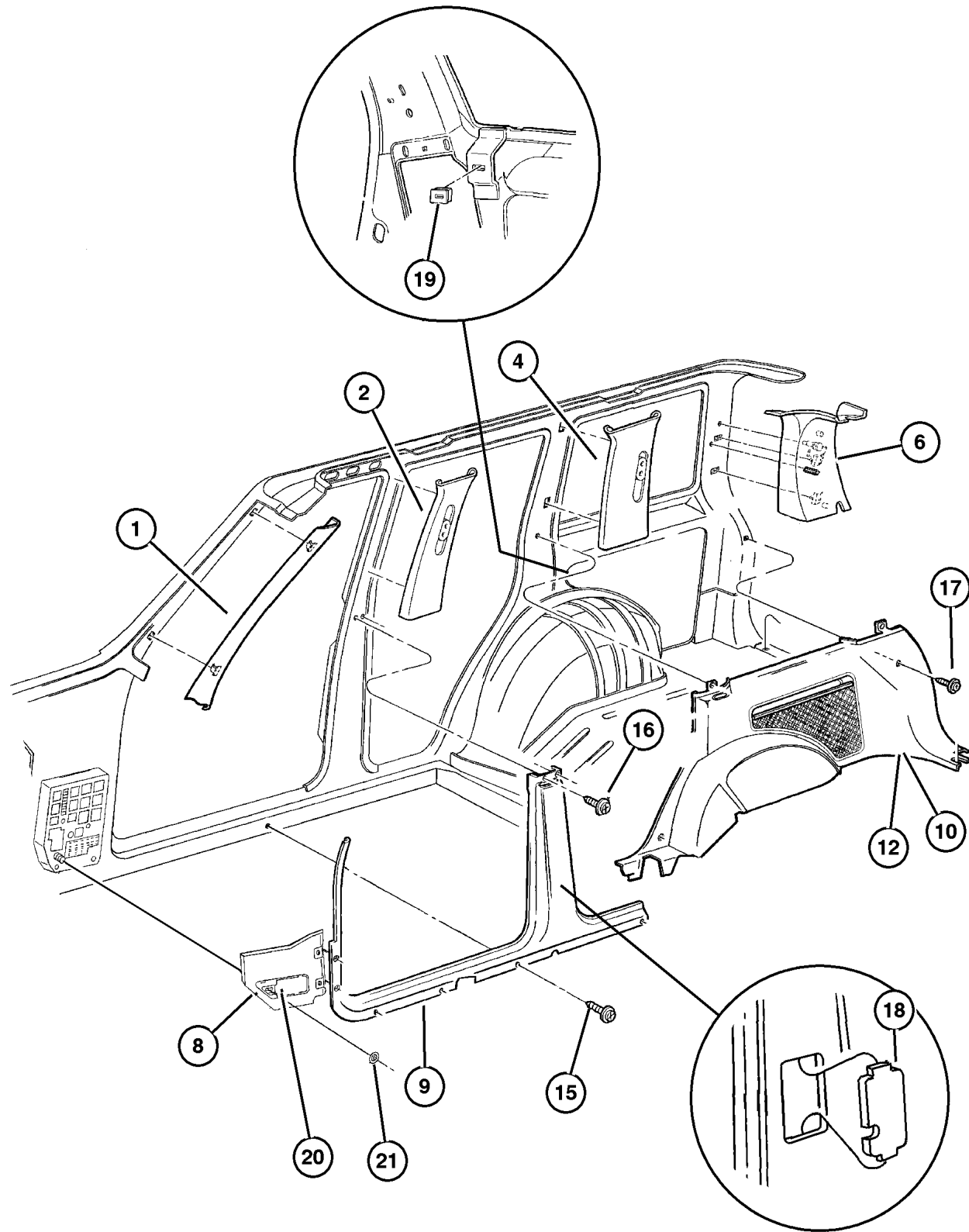
ITEM	PART NUMBER	QTY	LINE	SERIES	BODY	ENGINE	TRANS	TRIM	DESCRIPTION
	QQ31 SAZ	1						O0	[AZ], Right
	QQ31 SC3	1						O0	[C3], Right
	QQ31 ST6	1						O0	[TJ, T6], Right
	QQ33 SAZ	1						O0	[AZ], Left
	QQ33 SC3	1						O0	[C3], Left
	QQ33 ST6	1						O0	[TJ, T6], Left
9									PANEL, B Pillar Lower Trim
	5FM2 4SAZ	1						O0	[AZ], Right
	5FM2 4SC3	1						O0	[C3], Right
	5FM2 4ST6	1						O0	[TJ, T6], Right
	5FM2 5SAZ	1						O0	[AZ], Left
	5FM2 5SC3	1						O0	[C3], Left
	5FM2 5ST6	1						O0	[TJ, T6], Left
10									PANEL, Quarter Trim, Includes Carpet, Seatbelt Stowage Retainer, Cargo Cover Mounting Brackets and Insulation
	5FN8 1LAZ	1						O0	[AZ], Left
	5FN8 1RC3	1						O0	[C3], Left
	5FN8 1RT6	1						O0	[TJ, T6], Left
-11									DOOR, Fuel Fill
	5FB5 2SAZ	1						O0	[AZ]
	5FB5 2SC3	1						O0	[C3]
	5FB5 2ST6	1						O0	[TJ, T6]
12									PANEL, Quarter Trim, Includes Carpet, Seatbelt Stowage Retainer, Cargo Cover Mounting Brackets and Insulation
	5FN7 31AZ	1						O0	[AZ], Right
	5FN7 31C3	1						O0	[C3], Right
	5FN7 31T6	1						O0	[TJ, T6], Right
-13									RETAINER, seat belt stowage, Also Included in Quarter Trim Panel
	5DG1 8SAZ	1	J		74			O0	[AZ]
		1	T		74			O0	[AZ]
	5DG1 8SC3	1	J		74			O0	[C3]
		1	T		74			O0	[C3]
	5DG1 8ST6	1	J		74			O0	[TJ, T6]
		1	T		74			O0	[TJ, T6]
-14									RIVET, .125 Grip .12/.30
	6032 976	1	J		74				Seatbelt Stowage Retainer to Panel

JEEP GRAND CHEROKEE (ZJ)

SERIES	LINE	BODY	ENGINE	TRANSMISSION
L = Low Line	J = 4WD T = 2WD	74 = 4 Door	ERH, ER0 = 4.0L Power Tech I-6. ELF, EL0 = 5.2L V8 MPI EML, EM0 = 5.9L V8 MPI	DGW = 4 Speed Auto. 44RE DGK = 4 Speed Auto. 42RE DGT = 4 Speed Auto. 46RE DGO = All Speed Auto.

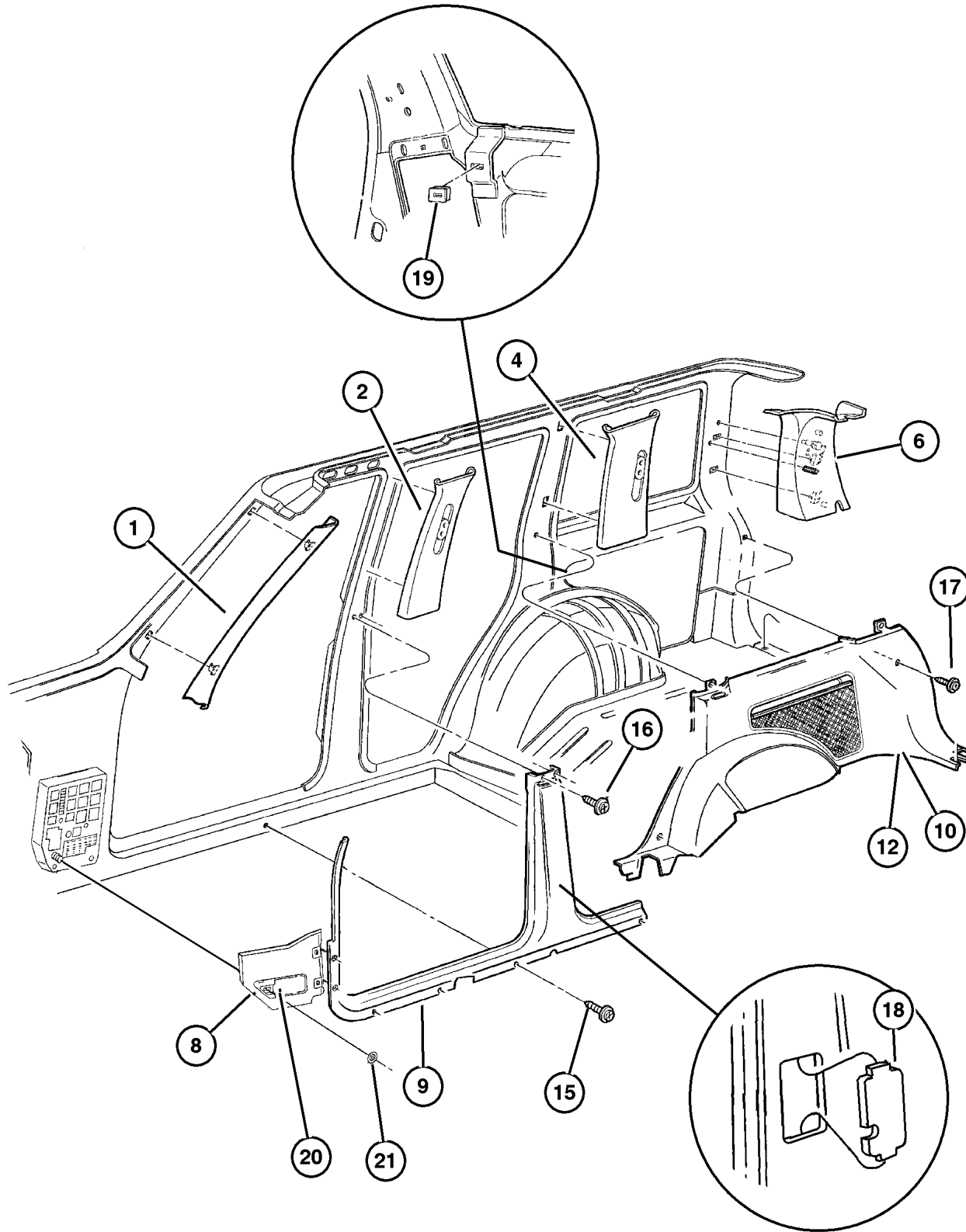
AR = Use as required - = Non illustrated part # = New this model year

October 20, 2004



**Interior Trim Panels And Garnish Mouldings
Figure IZJ-210**

ITEM	PART NUMBER	QTY	LINE	SERIES	BODY	ENGINE	TRANS	TRIM	DESCRIPTION
		1	T		74				Seatbelt Stowage Retainer to Panel
15									SCREW, (NOT SERVICED) (Not Serviced)
16	6032 723	4							SCREW, Self Tapping, M4.2x1.69x19.05
17	6035 369	2							SCREW, Piercing, .164-15x1.25
18									PLUG, (NOT SERVICED) (Not Serviced)
19	6035 773	4							NUT, Trim to Cargo Cover Mounting Bracket
20									PANEL, Fuse Box Access
	5FF7 9SAZ	1						O0	[AZ]
	5FF7 9SC3	1						O0	[C3]
	5FF7 9ST6	1						O0	[TJ, T6]
21	J400 5955	1							NUT, Push-On

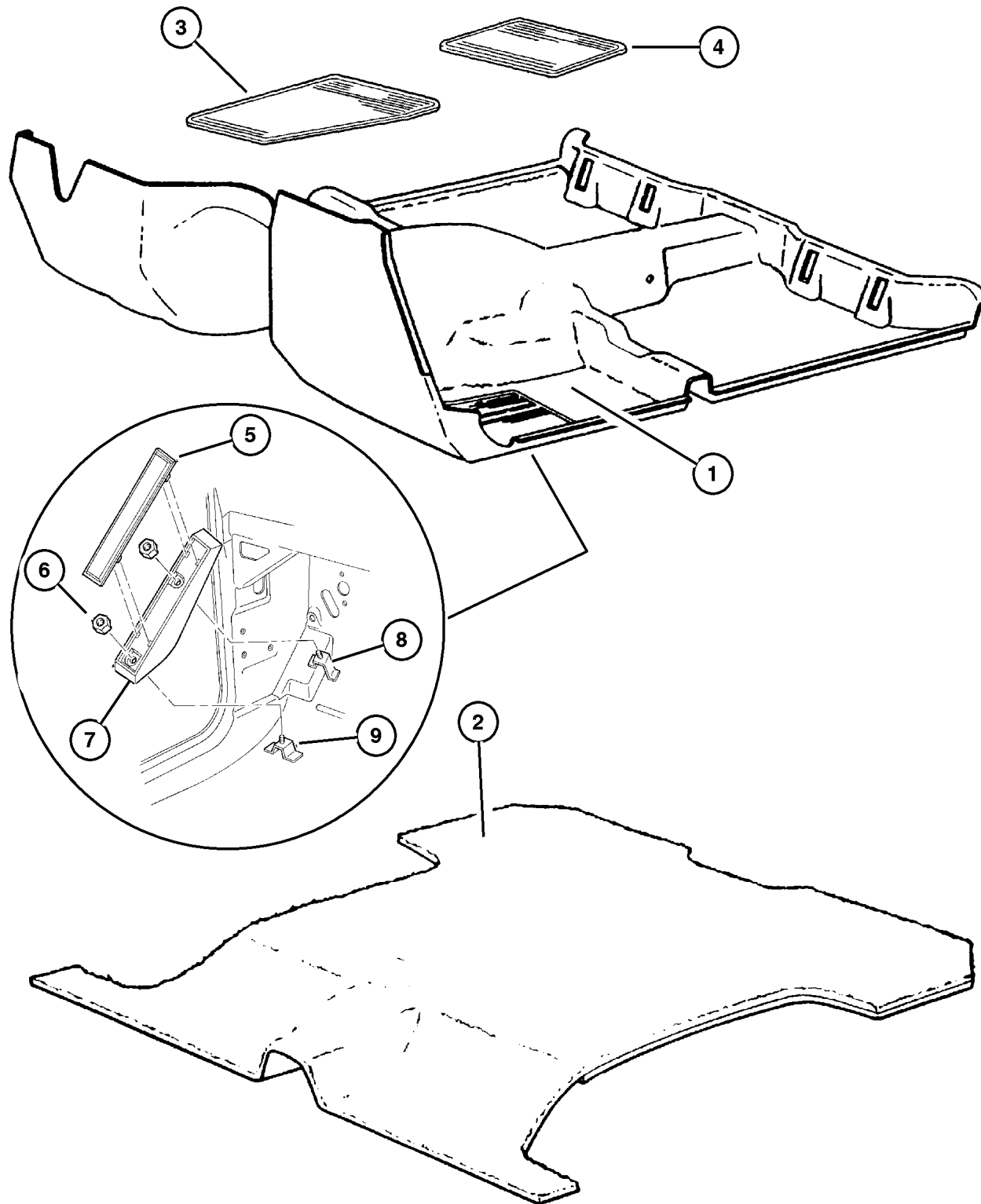


JEEP GRAND CHEROKEE (ZJ)
 SERIES LINE BODY ENGINE TRANSMISSION
 L = Low Line J = 4WD 74 = 4 Door ERH, ER0 = 4.0L Power Tech I-6. DGW = 4 Speed Auto. 44RE
 ELF, EL0 = 5.2L V8 MPI DGK = 4 Speed Auto. 42RE
 EML, EM0 = 5.9L V8 MPI DGT = 4 Speed Auto. 46RE
 DG0 = All Speed Auto.

AR = Use as required - = Non illustrated part # = New this model year

October 20, 2004

Carpet
Figure IZJ-310



ITEM	PART NUMBER	QTY	LINE	SERIES	BODY	ENGINE	TRANS	TRIM	DESCRIPTION
1									CARPET, Floor
	5EY5 6LAZ	1	J		74			O0	[AZ]
		1	T		74			O0	[AZ]
	5EY5 6RC3	1	J		74			O0	[C3]
		1	T		74			O0	[C3]
	5EY5 6RT6	1	J		74			O0	[TJ, T6]
		1	T		74			O0	[TJ, T6]
2									CARPET, Cargo Floor
	5EY5 8LAZ	1	J		74			O0	[AZ]
		1	T		74			O0	[AZ]
	5EY5 8RC3	1	J		74			O0	[C3]
		1	T		74			O0	[C3]
	5EY5 8RT6	1	J		74			O0	[TJ, T6]
		1	T		74			O0	[TJ, T6]
3									MAT KIT, Front
	8220 2601	1							[AZ]
	8220 2603	1							[TJ, T6]
	8220 2602	1							[C3]
4									MAT KIT, Floor - Rear
	8220 2604	1							[AZ]
	8220 2605	1							[C3]
	8220 2606	1							[TJ, T6]
5	5521 5941	1							PAD, Foot Rest, Footrest
6	3420 1680	2							NUT, Hex Flange, M6x1
7	5519 6534	1							FOOTREST
8	5529 5768	1							BRACKET, Foot Rest, With Stud, Upper
9	5529 5767	1							BRACKET, Foot Rest, With Stud, Lower

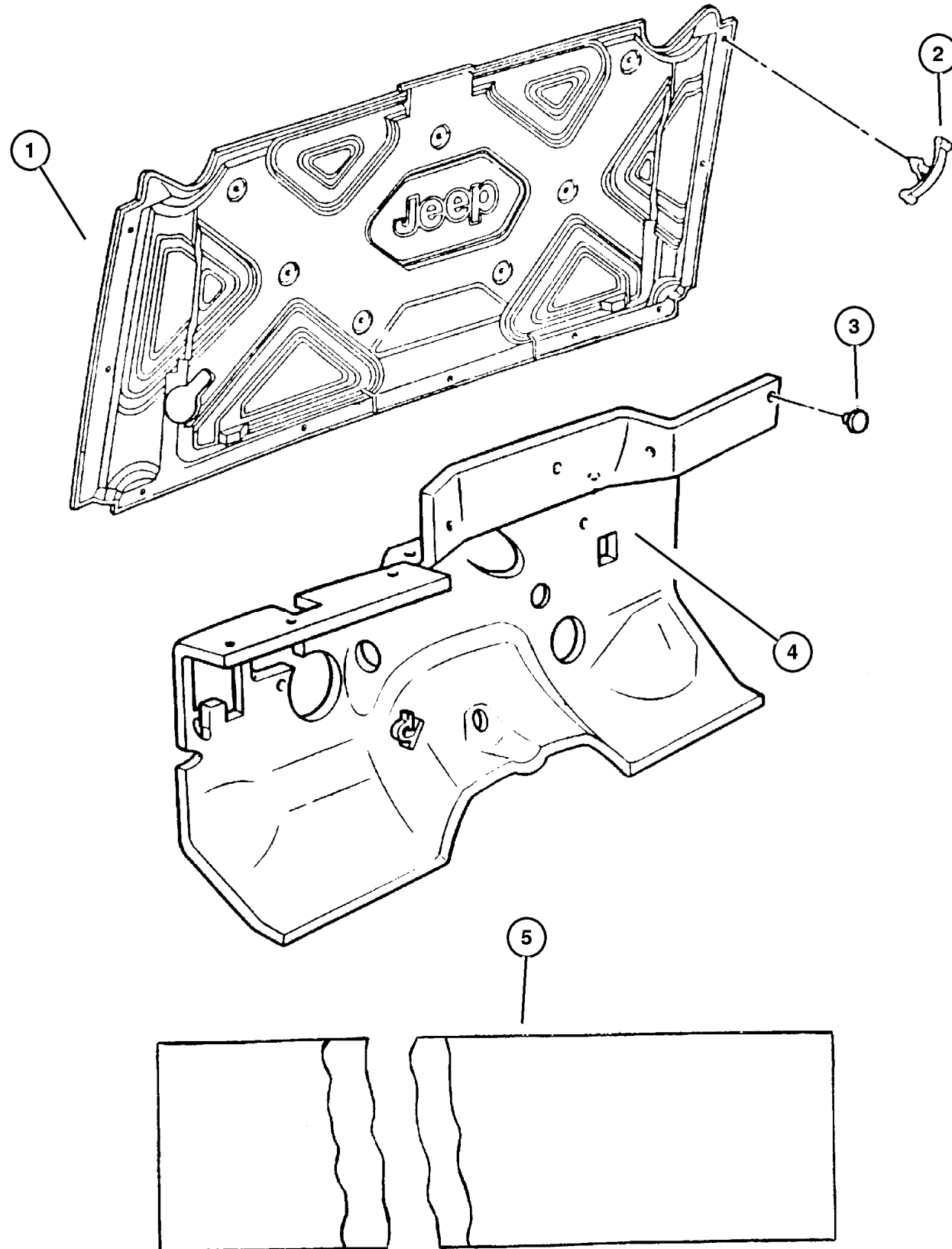
JEEP GRAND CHEROKEE (ZJ)

SERIES	LINE	BODY	ENGINE	TRANSMISSION
L = Low Line	J = 4WD T = 2WD	74 = 4 Door	ERH, ER0 = 4.0L Power Tech I-6. ELF, EL0 = 5.2L V8 MPI EML, EM0 = 5.9L V8 MPI	DGW = 4 Speed Auto. 44RE DGK = 4 Speed Auto. 42RE DGT = 4 Speed Auto. 46RE DGO = All Speed Auto.

AR = Use as required - = Non illustrated part # = New this model year

October 20, 2004

Insulation
Figure IZJ-320



ITEM	PART NUMBER	QTY	LINE	SERIES	BODY	ENGINE	TRANS	TRIM	DESCRIPTION
------	-------------	-----	------	--------	------	--------	-------	------	-------------

NOTE: For insulation on trim panels, look up the trim part and if the insulation is serviced it will be listed as a non illustrated part.

1	5521 5330	1							INSULATION, Hood
2	6003 351	16							RETAINER, Hood Insulation, .415x.690
3	J308 1054	10							CLIP, Silencer
4	5519 6231	1							INSULATION, Dash Panel
5	4386 474	2							SILENCER, Wheelhouse, Quarter Inner Wheelhouse, Front (3 Inches thick X 4 Inches tall X 8 Inches long)

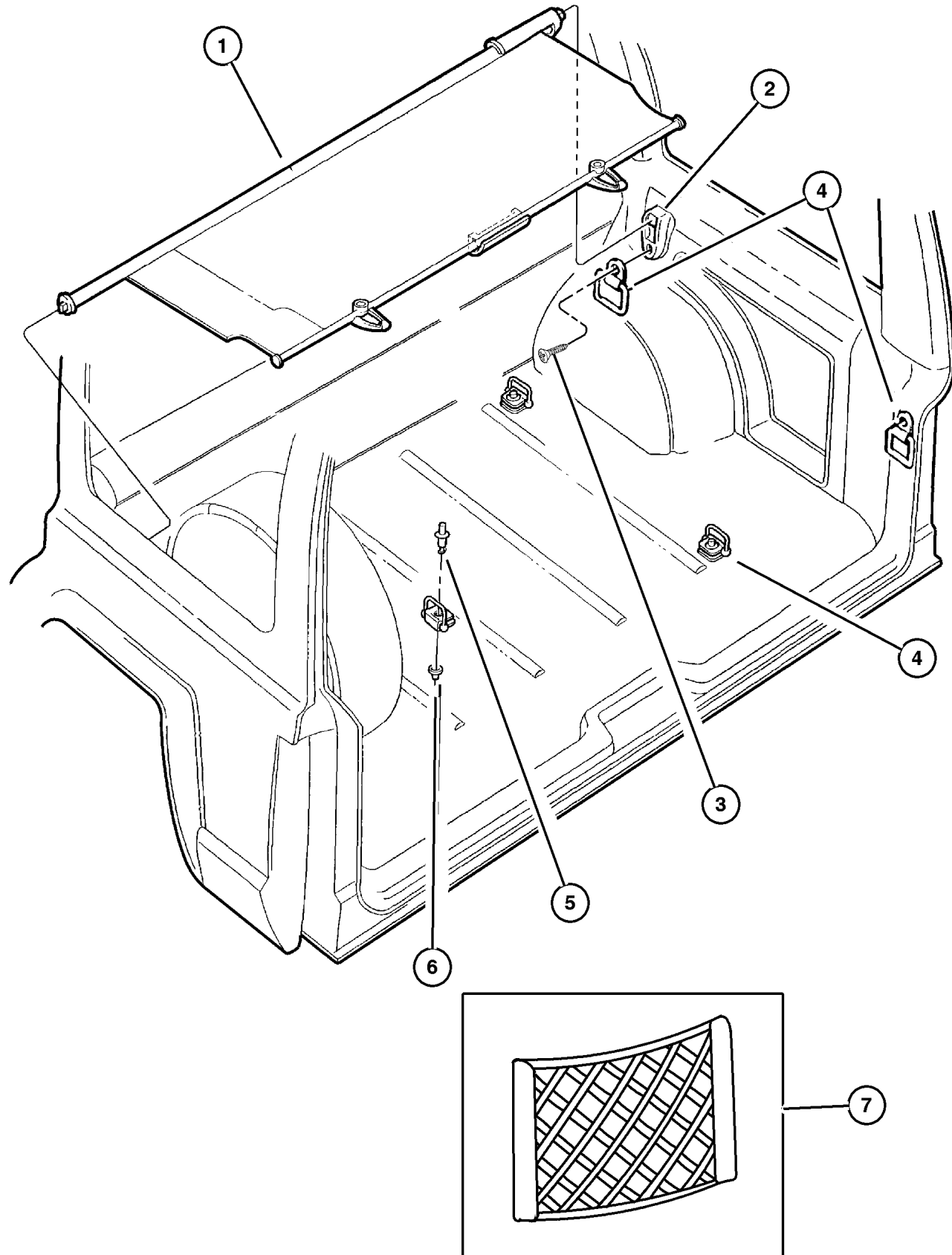
JEEP GRAND CHEROKEE (ZJ)

SERIES	LINE	BODY	ENGINE	TRANSMISSION
L = Low Line	J = 4WD T = 2WD	74 = 4 Door	ERH, ER0 = 4.0L Power Tech I-6. ELF, EL0 = 5.2L V8 MPI EML, EM0 = 5.9L V8 MPI	DGW = 4 Speed Auto. 44RE DGK = 4 Speed Auto. 42RE DGT = 4 Speed Auto. 46RE DG0 = All Speed Auto.

AR = Use as required - = Non illustrated part # = New this model year

October 20, 2004

Cargo Cover And Cargo Loops Figure IZJ-330



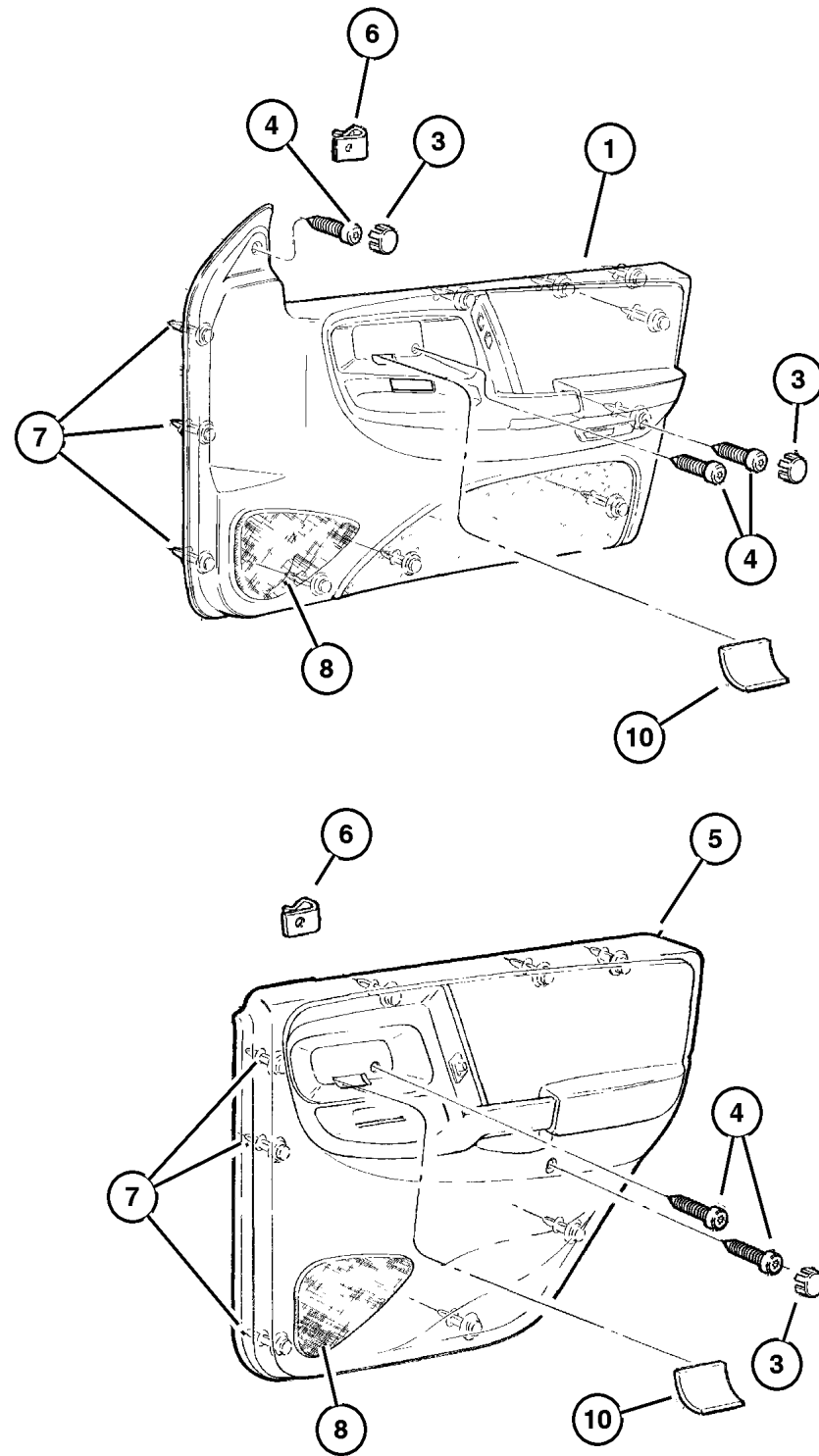
ITEM	PART NUMBER	QTY	LINE	SERIES	BODY	ENGINE	TRANS	TRIM	DESCRIPTION
Sales Code [TBG] = Compact Spare									
Sales Code [TBB] = Full Size Spare									
1	5FJ1 6LAZ	1						O0	COVER, Cargo Compartment [AZ], Sales Code [TBG], Compact Spare
	5FJ1 6RC3	1						O0	[C3], Sales Code [TBG], Compact Spare
	5FJ1 6RT6	1						O0	[T6], Sales Code [TBG], Compact Spare
	5FJ1 7LAZ	1						O0	[AZ], Sales Code [TBB], Full Size Spare
	5FJ1 7RC3	1						O0	[C3], Sales Code [TBB], Full Size Spare
	5FJ1 7RT6	1						O0	[T6, TJ], Sales Code [TBB], Full Size Spare
2									BRACKET, Serviced only in Quarter Trim Panel, (NOT SERVICED) (Not Serviced)
3									SCREW, #8-18x1.625, (NOT SERVICED) (Not Serviced)
4	5521 5609	4							LOOP, Cargo Tie Down
5	6035 122	4							RIVET, .187x.70 Black, Cargo Loop Mounting, Black
6	3420 2365	4							WASHER, Cargo Loop Mounting
7	5521 6830	1							NET, Cargo

JEEP GRAND CHEROKEE (ZJ)				
SERIES	LINE	BODY	ENGINE	TRANSMISSION
L = Low Line	J = 4WD T = 2WD	74 = 4 Door	ERH, ER0 = 4.0L Power Tech I-6. ELF, EL0 = 5.2L V8 MPI EML, EM0 = 5.9L V8 MPI	DGW = 4 Speed Auto. 44RE DGK = 4 Speed Auto. 42RE DGT = 4 Speed Auto. 46RE DGO = All Speed Auto.

AR = Use as required - = Non illustrated part # = New this model year

October 20, 2004

Panels, Door Trim
Figure IZJ-410



ITEM	PART NUMBER	QTY	LINE	SERIES	BODY	ENGINE	TRANS	TRIM	DESCRIPTION
------	-------------	-----	------	--------	------	--------	-------	------	-------------

NOTE:

The LIMITED door trim panel is serviced without the Lamp. See group 8 for lamp.

The LAREDO door trim panel is serviced without the reflector.

Switch Bezel Comes With Door Panel

For switches and lamps. See group 8.

Sales Codes :

[ARP] = Limited Decor Group

[ADW] = Orvis Decor Group

[AFM] = [TSI] Decor Group

[ARV] = Plus Decor Group

[ARN] = Laredo Decore Group

[RCD] = 4 Speakers

[RCG] = 8 Speakers Infinity

1									PANEL, Front Door Trim
	QX62 SAZAA	1						F5	[AZ], Sales Code [ARN, RCG], Right
								EL	[AZ], Sales Code [ARN, RCG], Right
	QX62 SC3AA	1						F5	[C3], Sales Code [ARN, RCG], Right
	QX62 ST6AA	1						F5	[T6], Sales Code [ARN, RCG], Right
								EL	[T6], Sales Code [ARN, RCG], Right
	QX63 SAZAA	1						F5	[AZ], Sales Code [ARN, RCG], Left
								EL	[AZ], Sales Code [ARN, RCG], Left
	QX63 SC3AA	1						F5	[C3], Sales Code [ARN, RCG], Left
	QX63 ST6AA	1						F5	[T6], Sales Code [ARN, RCG], Left
								EL	[T6], Sales Code [ARN, RCG], Left
	QX64 SAZAA	1						CL	[AZ], With Woodgrain, Sales Code [ARP], Right
	QX64 SC3AA	1						CL	[C3], With Woodgrain, Sales Code [ARP], Right
	QX64 ST6AA	1						CL	[T6], With Woodgrain, Sales Code [ARP], Right
	QX65 SAZAA	1						CL	[AZ], With Woodgrain, Sales Code [ARP], Left
	QX65 SC3AA	1						CL	[C3], With Woodgrain, Sales Code [ARP], Left
	QX65 ST6AA	1						CL	[T6], With Woodgrain, Sales Code [ARP], Left
	QX70 1TJAA	1						O0	[TJ], Sales Code [ADW], Right

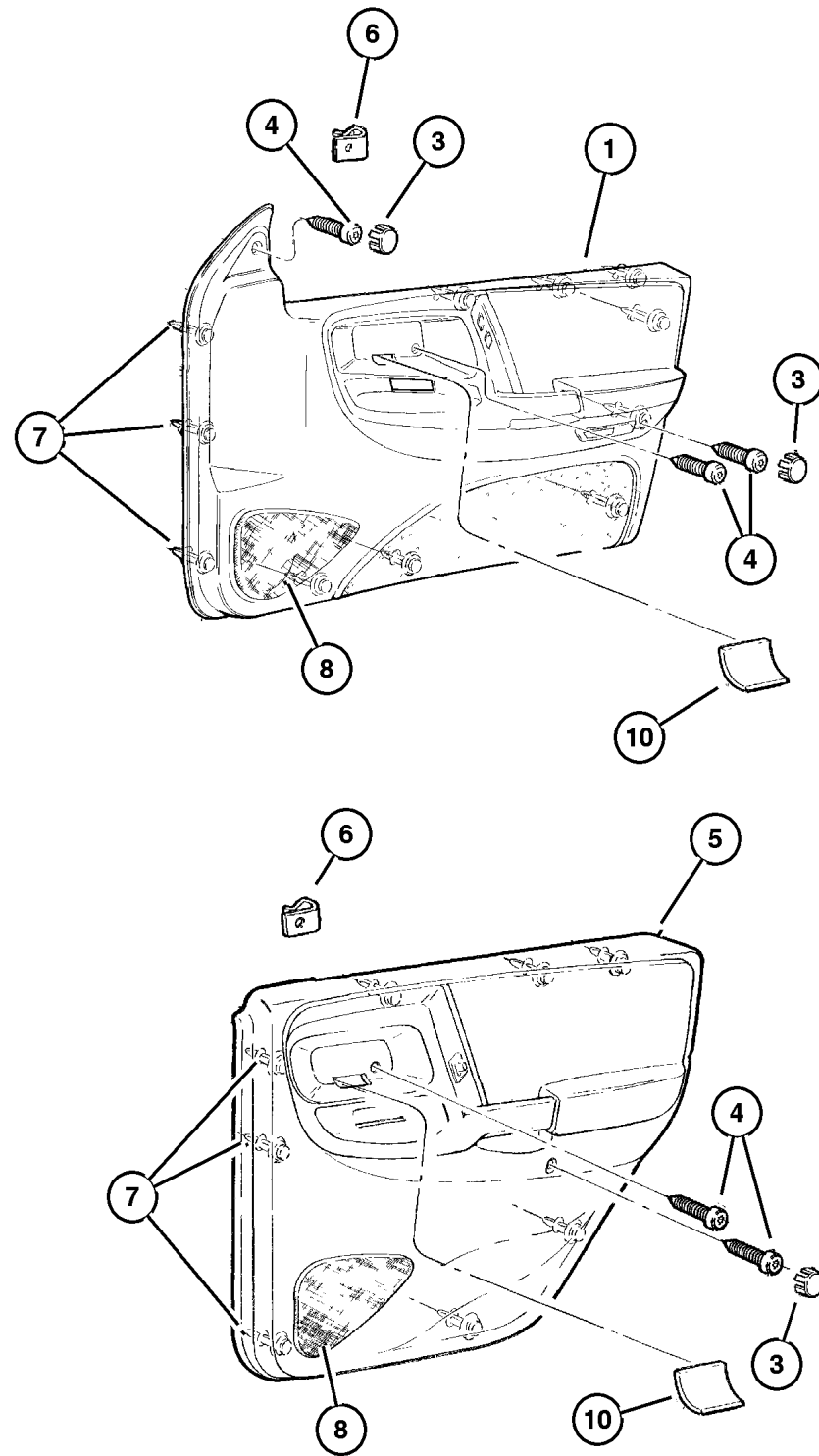
JEEP GRAND CHEROKEE (ZJ)

SERIES	LINE	BODY	ENGINE	TRANSMISSION
L = Low Line	J = 4WD T = 2WD	74 = 4 Door	ERH, ER0 = 4.0L Power Tech I-6. ELF, EL0 = 5.2L V8 MPI EML, EM0 = 5.9L V8 MPI	DGW = 4 Speed Auto. 44RE DGK = 4 Speed Auto. 42RE DGT = 4 Speed Auto. 46RE DGO = All Speed Auto.

AR = Use as required - = Non illustrated part # = New this model year

October 20, 2004

Panels, Door Trim
Figure IZJ-410



ITEM	PART NUMBER	QTY	LINE	SERIES	BODY	ENGINE	TRANS	TRIM	DESCRIPTION
	QX71 1TJAA	1						O0	[TJ], Sales Code [ADW], Left
	QX76 1AZAA	1						ML	[AZ], Sales Code [ARV], Right
	QX77 1AZAA	1						ML	[AZ], Sales Code [ARV], Left
	QX78 1AZAA	1						FL	[AZ], Sales Code [AFM], Right
	QX79 1AZAA	1						FL	[AZ], Sales Code [AFM], Left
	QX98 SAZAA	1						F5	[AZ], Sales Code [ARN, RCD], Right
		1						EL	[AZ], Sales Code [ARN, RCD], Right
	QX98 SC3AA	1						F5	[C3], Sales Code [ARN, RCD], Right
	QX98 ST6AA	1						F5	[T6], Sales Code [ARN, RCD], Right
		1						EL	[T6], Sales Code [ARN, RCD], Right
	QX99 SAZAA	1						F5	[AZ], Sales Code [ARN, RCD], Left
		1						EL	[AZ], Sales Code [ARN, RCD], Left
	QX99 SC3AA	1						F5	[C3], Sales Code [ARN, RCD], Left
	QX99 ST6AA	1						F5	[T6], Sales Code [ARN, RCD], Left
		1						EL	[T6], Sales Code [ARN, RCD], Left
-2									REFLECTOR, Door Trim Panel
	4798 798	1						F5	Right
		1						EL	Right
	4798 799	1						F5	Left
		1						EL	Left
3									PLUG, Door Trim Panel
	5EG4 0SAZ	2						O0	[AZ]
	5EG4 0SC3	2						O0	[C3]
	5EG4 0ST6	2						O0	[TJ]
4	6032 723	2							SCREW, Self Tapping, M4.2x1.69x19.05, .164-15x.750
5									PANEL, Rear Door Trim
	QX86 SAZAA	1						F5	[AZ], Sales Code [ARN], Right
		1						EL	[AZ], Sales Code [ARN], Right
	QX86 SC3AA	1						F5	[C3], Sales Code [ARN], Right
	QX86 ST6AA	1						F5	[T6], Sales Code [ARN], Right
		1						EL	[T6], Sales Code [ARN], Right
	QX87 SAZAA	1						F5	[AZ], Sales Code [ARN], Left
		1						EL	[AZ], Sales Code [ARN], Left
	QX87 SC3AA	1						F5	[C3], Sales Code [ARN], Left
	QX87 ST6AA	1						F5	[T6], Sales Code [ARN], Left
		1						EL	[T6], Sales Code [ARN], Left

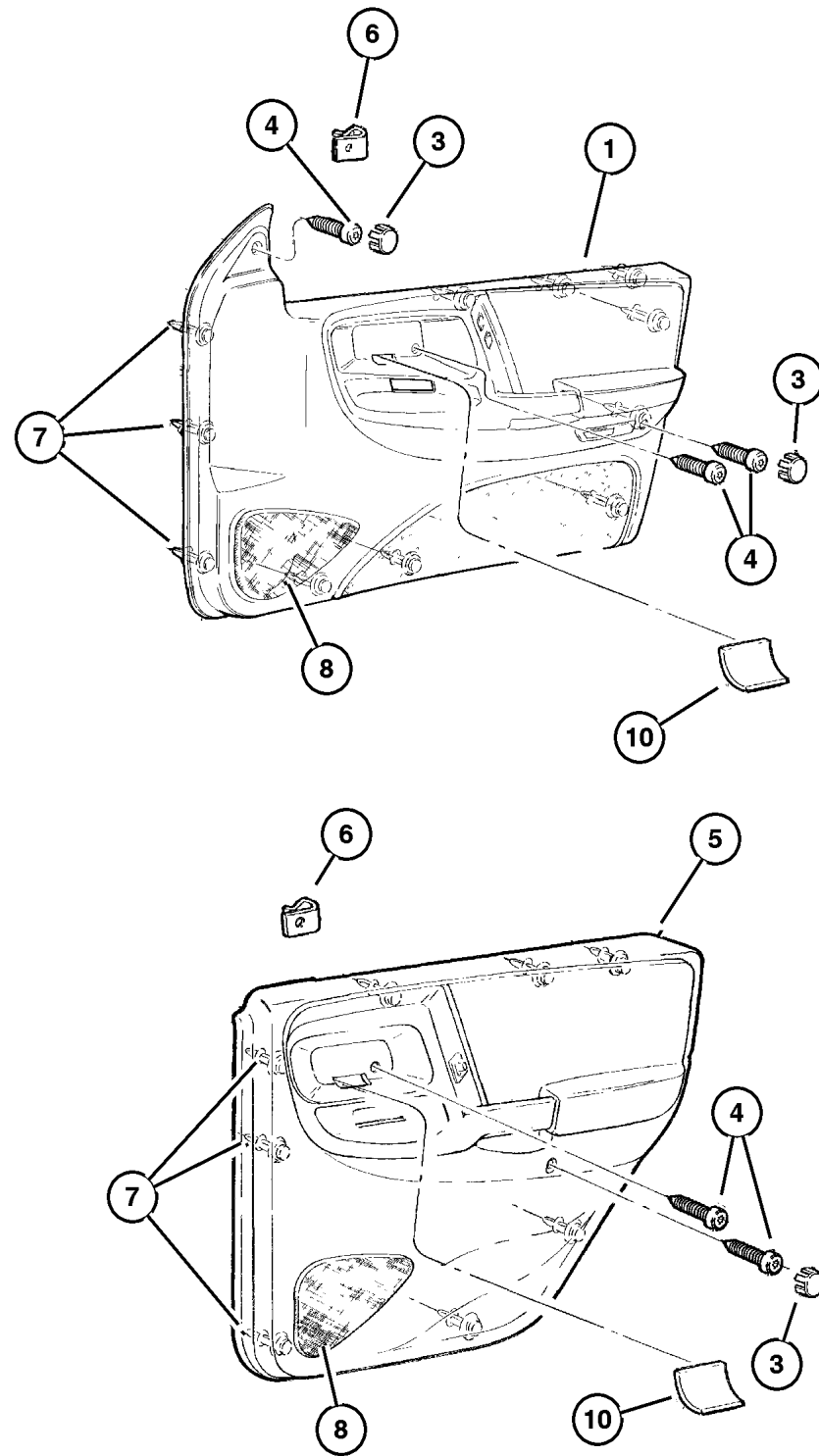
JEEP GRAND CHEROKEE (ZJ)

SERIES	LINE	BODY	ENGINE	TRANSMISSION
L = Low Line	J = 4WD T = 2WD	74 = 4 Door	ERH, ER0 = 4.0L Power Tech I-6. ELF, EL0 = 5.2L V8 MPI EML, EM0 = 5.9L V8 MPI	DGW = 4 Speed Auto. 44RE DGK = 4 Speed Auto. 42RE DGT = 4 Speed Auto. 46RE DGO = All Speed Auto.

AR = Use as required - = Non illustrated part # = New this model year

October 20, 2004

Panels, Door Trim
Figure IZJ-410



ITEM	PART NUMBER	QTY	LINE	SERIES	BODY	ENGINE	TRANS	TRIM	DESCRIPTION
	QX88 SAZAA	1						CL	[AZ], Sales Code [ARP], Right
	QX88 SC3AA	1						CL	[C3], Sales Code [ARP], Right
	QX88 ST6AA	1						CL	[T6], Sales Code [ARP], Right
	QX89 SAZAA	1						CL	[AZ], Sales Code [ARP], Left
	QX89 SC3AA	1						CL	[C3], Sales Code [ARP], Left
	QX89 ST6AA	1						CL	[T6], Sales Code [ARP], Left
	QX90 TJ4AA	1						O0	[TJ], Sales Code [ADW], Right
	QX91 TJ4AA	1						O0	[TJ], Sales Code [ADW], Left
	QX94 LAZAA	1						FL	[AZ], Sales Code [AFM], Right
	QX95 LAZAA	1						FL	[AZ], Sales Code [AFM], Left
	QX96 1AZAA	1						ML	[AZ], Sales Code [ARV], Right
	QX97 1AZAA	1						ML	[AZ], Sales Code [ARV], Left
6	6035 638	1							NUT/SPRING, "U"1THD, For .164-15
									Screw, w/.164-15 Screw
7	6504 014	12							FASTENER, Door Trim Panel
8									GRILLE, Speaker
	PH92 SAZ	1						F5	[AZ], Sales Code [RCG], Right
		1						EL	[AZ], Sales Code [RCG], Right
		1						CL	[AZ], Sales Code [RCG], Right
		1						FL	[AZ], Sales Code [RCG], Right
		1						ML	[AZ], Sales Code [RCG], Right
	PH92 SC3	1						F5	[C3], Sales Code [RCG], Right
		1						CL	[C3], Sales Code [RCG], Right
	PH92 ST6	1						F5	[T6], Sales Code [RCG], Right
		1						EL	[T6], Sales Code [RCG], Right
		1						CL	[T6], Sales Code [RCG], Right
	PH93 SAZ	1						F5	[AZ], Sales Code [RCG], Left
		1						EL	[AZ], Sales Code [RCG], Left
		1						CL	[AZ], Sales Code [RCG], Left
		1						FL	[AZ], Sales Code [RCG], Left
		1						ML	[AZ], Sales Code [RCG], Left
	PH93 SC3	1						F5	[C3], Sales Code [RCG], Left
		1						CL	[C3], Sales Code [RCG], Left
	PH93 ST6	1						F5	[T6], Sales Code [RCG], Left
		1						EL	[T6], Sales Code [RCG], Left
		1						CL	[T6], Sales Code [RCG], Left
	PH94 SAZ	1						F5	[AZ], Sales Code [RCD], Right
		1						EL	[AZ], Sales Code [RCD], Right
	PH94 SC3	1						F5	[C3], Sales Code [RCD], Right
	PH94 ST6	1						F5	[T6], Sales Code [RCD], Right
		1						EL	[T6], Sales Code [RCD], Right
	PH95 SAZ	1						F5	[AZ], Sales Code [RCD], Left

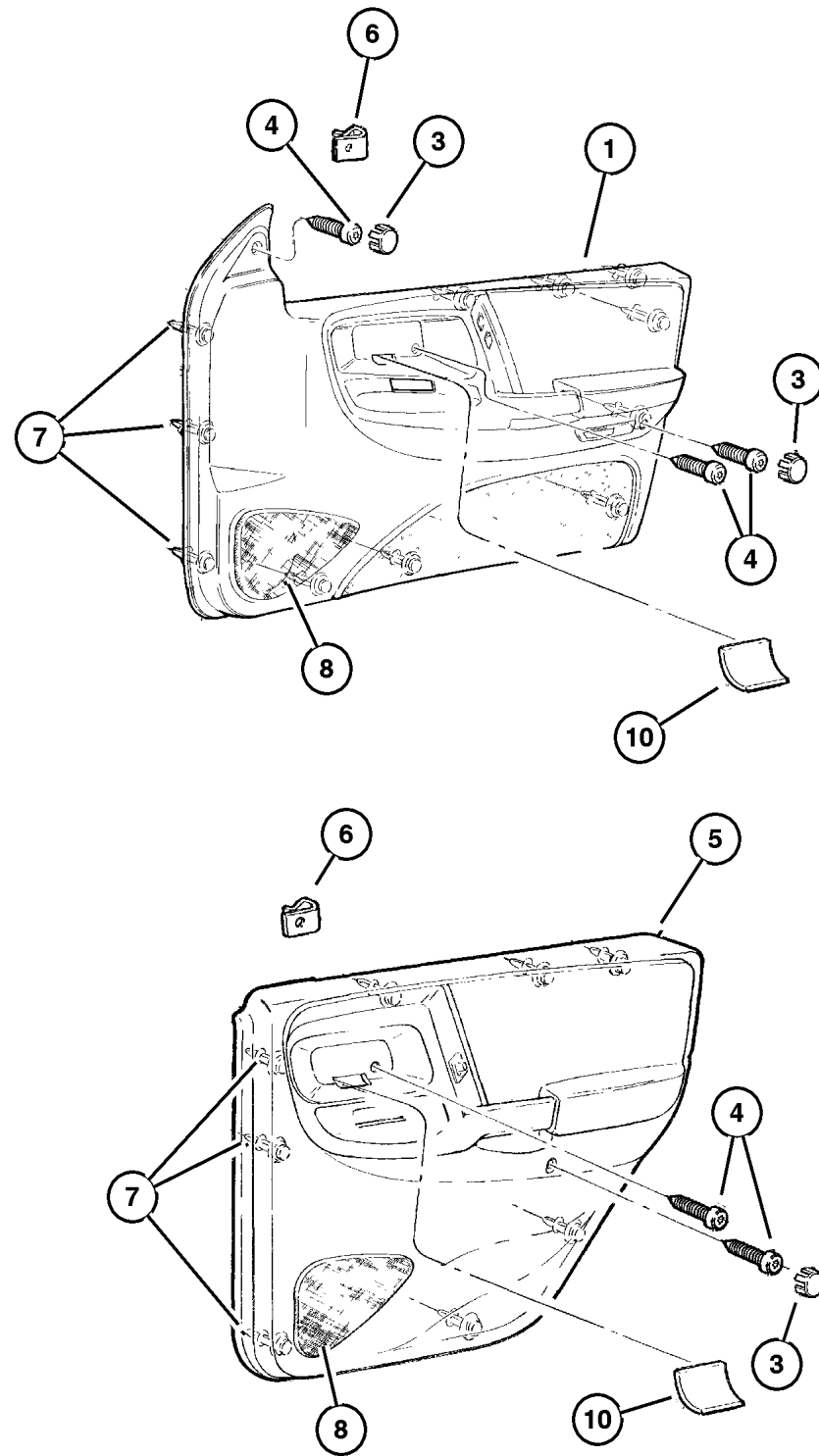
JEEP GRAND CHEROKEE (ZJ)

SERIES	LINE	BODY	ENGINE	TRANSMISSION
L = Low Line	J = 4WD T = 2WD	74 = 4 Door	ERH, ER0 = 4.0L Power Tech I-6. ELF, EL0 = 5.2L V8 MPI EML, EM0 = 5.9L V8 MPI	DGW = 4 Speed Auto. 44RE DGK = 4 Speed Auto. 42RE DGT = 4 Speed Auto. 46RE DGO = All Speed Auto.

AR = Use as required - = Non illustrated part # = New this model year

October 20, 2004

Panels, Door Trim
Figure IZJ-410



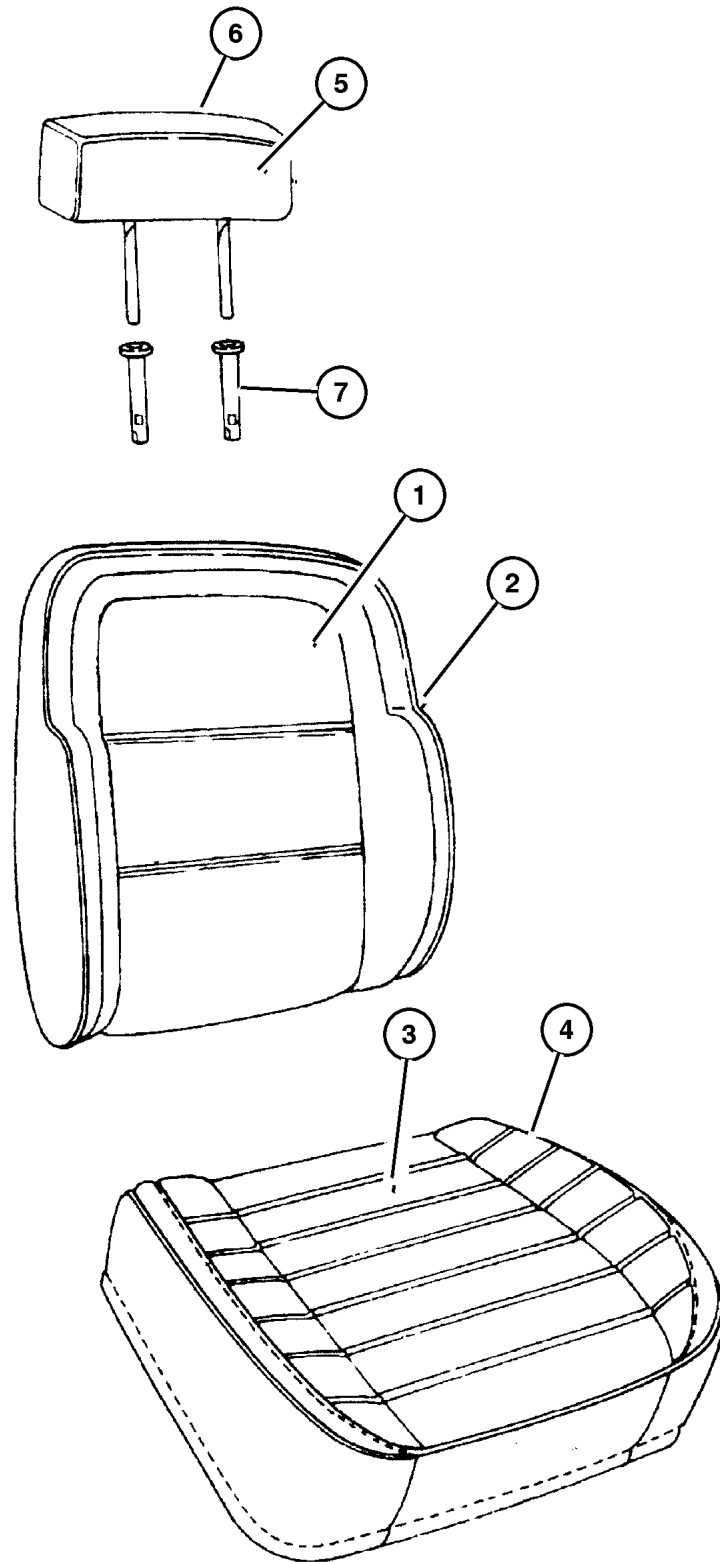
ITEM	PART NUMBER	QTY	LINE	SERIES	BODY	ENGINE	TRANS	TRIM	DESCRIPTION
		1						EL	[AZ], Sales Code [RCD], Left
	PH95 SC3	1						F5	[C3], Sales Code [RCD], Left
	PH95 ST6	1						F5	[T6], Sales Code [RCD], Left
		1						EL	[T6], Sales Code [RCD], Left
-9	5521 6704	1							NAMEPLATE, Speaker Grille, Infinity Gold
10									PLUG, Trim Screw Cover
	5EH9 4SAZ	1						O0	[AZ], Right
	5EH9 4ST6	1						O0	[TJ], Right
	5EH9 5SAZ	1						O0	[AZ], Left
	5EH9 5ST6	1						O0	[TJ], Left

JEEP GRAND CHEROKEE (ZJ)
 SERIES LINE BODY ENGINE TRANSMISSION
 L = Low Line J = 4WD 74 = 4 Door ERH, ER0 = 4.0L Power Tech I-6. DGW = 4 Speed Auto. 44RE
 ELF, EL0 = 5.2L V8 MPI DGK = 4 Speed Auto. 42RE
 EML, EM0 = 5.9L V8 MPI DGT = 4 Speed Auto. 46RE
 DG0 = All Speed Auto.

AR = Use as required - = Non illustrated part # = New this model year

October 20, 2004

Front Seat, Trim Code [CL]
Figure IZJ-510



ITEM	PART NUMBER	QTY	LINE	SERIES	BODY	ENGINE	TRANS	TRIM	DESCRIPTION
1									COVER, Front Seat Back
	PM38 SAZ	2						CL	[AZ], Heated, Up to 10-27-96
	PM38 SC3	2						CL	[C3], Heated, Up to 10-27-96
	PM38 ST6	2						CL	[T6], Heated, Up to 10-27-96
	PM48 SAZ	2						CL	[AZ]
	PM48 SC3	2						CL	[C3]
	PM48 ST6	2						CL	[T6]
	RA74 SAZAA	2						CL	[AZ], Heated, After 10-27-96
	RA74 SC3AA	2						CL	[C3], Heated, After 10-27-96
	RA74 ST6AA	2						CL	[T6], Heated, After 10-27-96
2									BACK, Front Seat
	PM94 SAZ	1						CL	[AZ], Right
	PM94 SC3	1						CL	[C3], Right
	PM94 ST6	1						CL	[T6], Right
	PM95 SAZ	1						CL	[AZ], Left
	PM95 SC3	1						CL	[C3], Left
	PM95 ST6	1						CL	[T6], Left
	PN00 SAZ	1						CL	[AZ], Heated, Up to 10-27-96, Right
	PN00 SC3	1						CL	[C3], Heated, Up to 10-27-96, Right
	PN00 ST6	1						CL	[T6], Heated, Up to 10-27-96, Right
	PN01 SAZ	1						CL	[AZ], Heated, Up to 10-27-96, Left
	PN01 SC3	1						CL	[C3], Heated, Up to 10-27-96, Left
	PN01 ST6	1						CL	[T6], Heated, Up to 10-27-96, Left
	RA84 SAZAA	1						CL	[AZ], Heated, After 10-27-96, Right
	RA84 SC3AA	1						CL	[C3], Heated, After 10-27-96, Right
	RA84 ST6AA	1						CL	[T6], Heated, After 10-27-96, Right
	RA85 SAZAA	1						CL	[AZ], Heated, After 10-27-96, Left
	RA85 SC3AA	1						CL	[C3], Heated, After 10-27-96, Left
	RA85 ST6AA	1						CL	[T6], Heated, After 10-27-96, Left
3									COVER AND PAD, Cushion
	PN04 SAZ	1						CL	[AZ], Right
	PN04 SC3	1						CL	[C3], Right
	PN04 ST6	1						CL	[T6], Right
	PN05 SAZ	1						CL	[AZ], Left
	PN05 SC3	1						CL	[C3], Left
	PN05 ST6	1						CL	[T6], Left
	PN08 SAZ	1						CL	[AZ], Heated, Up to 10-27-96, Right
	PN08 SC3	1						CL	[C3], Heated, Up to 10-27-96, Right
	PN08 ST6	1						CL	[T6], Heated, Up to 10-27-96, Right
	PN09 SAZ	1						CL	[AZ], Heated, Up to 10-27-96, Left
	PN09 SC3	1						CL	[C3], Heated, Up to 10-27-96, Left
	PN09 ST6	1						CL	[T6], Heated, Up to 10-27-96, Left

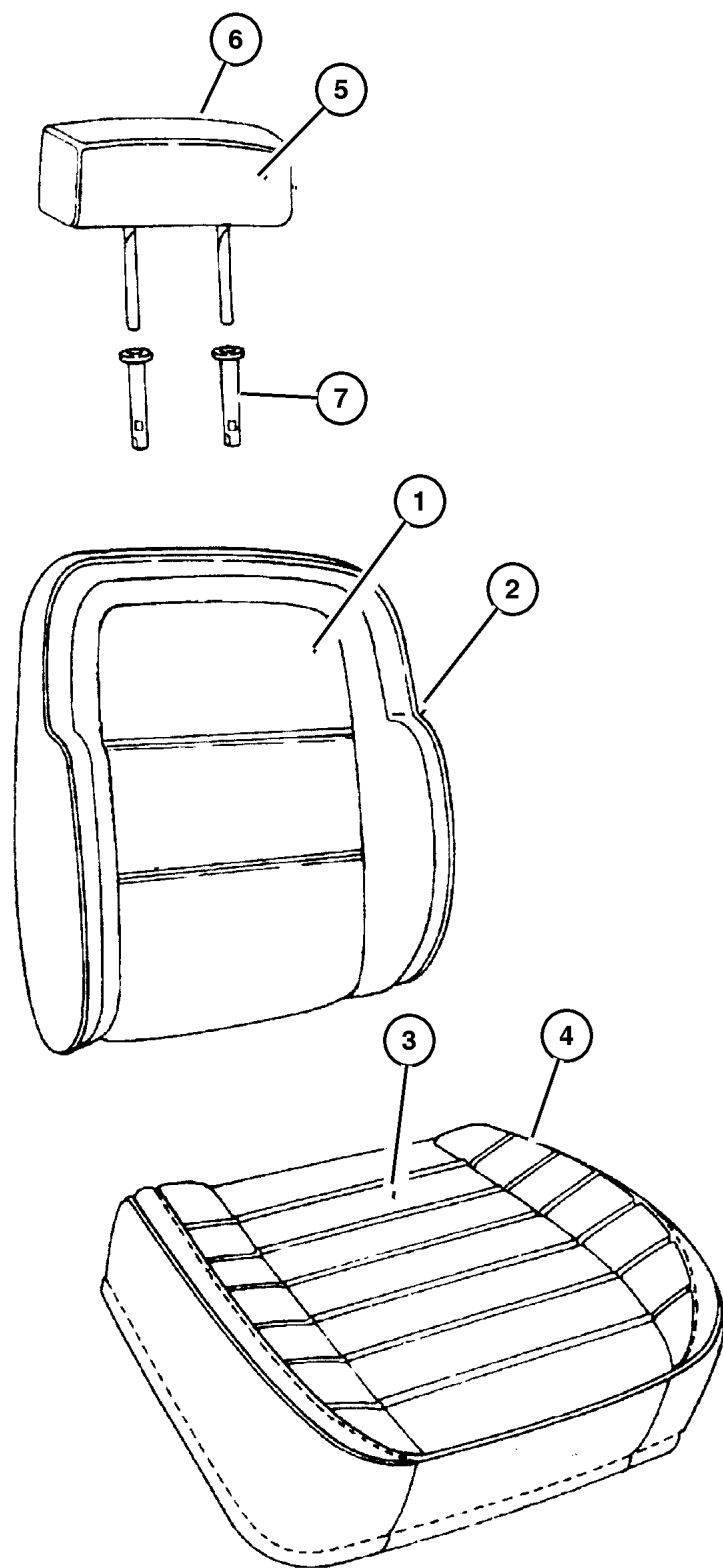
JEEP GRAND CHEROKEE (ZJ)

SERIES	LINE	BODY	ENGINE	TRANSMISSION
L = Low Line	J = 4WD T = 2WD	74 = 4 Door	ERH, ER0 = 4.0L Power Tech I-6. ELF, EL0 = 5.2L V8 MPI EML, EM0 = 5.9L V8 MPI	DGW = 4 Speed Auto. 44RE DGK = 4 Speed Auto. 42RE DGT = 4 Speed Auto. 46RE DGO = All Speed Auto.

AR = Use as required - = Non illustrated part # = New this model year

October 20, 2004

Front Seat, Trim Code [CL]
Figure IZJ-510



ITEM	PART NUMBER	QTY	LINE	SERIES	BODY	ENGINE	TRANS	TRIM	DESCRIPTION
	RA96 SAZAA	1						CL	[AZ], Heated, After 10-27-96, Right
	RA96 SC3AA	1						CL	[C3], Heated, After 10-27-96, Right
	RA96 ST6AA	1						CL	[T6], Heated, After 10-27-96, Right
	RA97 SAZAA	1						CL	[AZ], Heated, After 10-27-96, Left
	RA97 SC3AA	1						CL	[C3], Heated, After 10-27-96, Left
	RA97 ST6AA	1						CL	[T6], Heated, After 10-27-96, Left
4									FRAME, Front Seat
	4856 470	1						CL	Right
	4856 471	1						CL	Left
5									COVER, Seat Headrest
	PM50 SAZ	4						CL	[AZ]
	PM50 SC3	4						CL	[C3]
	PM50 ST6	4						CL	[T6]
6									HEADREST
	PM90 SAZ	4						CL	[AZ]
	PM90 SC3	4						CL	[C3]
	PM90 ST6	4						CL	[T6]
7	4723 834	8						CL	CYLINDER, Headrest, With Latch
-8	5015 478AA	1						CL	REPAIR KIT, Heated Seat

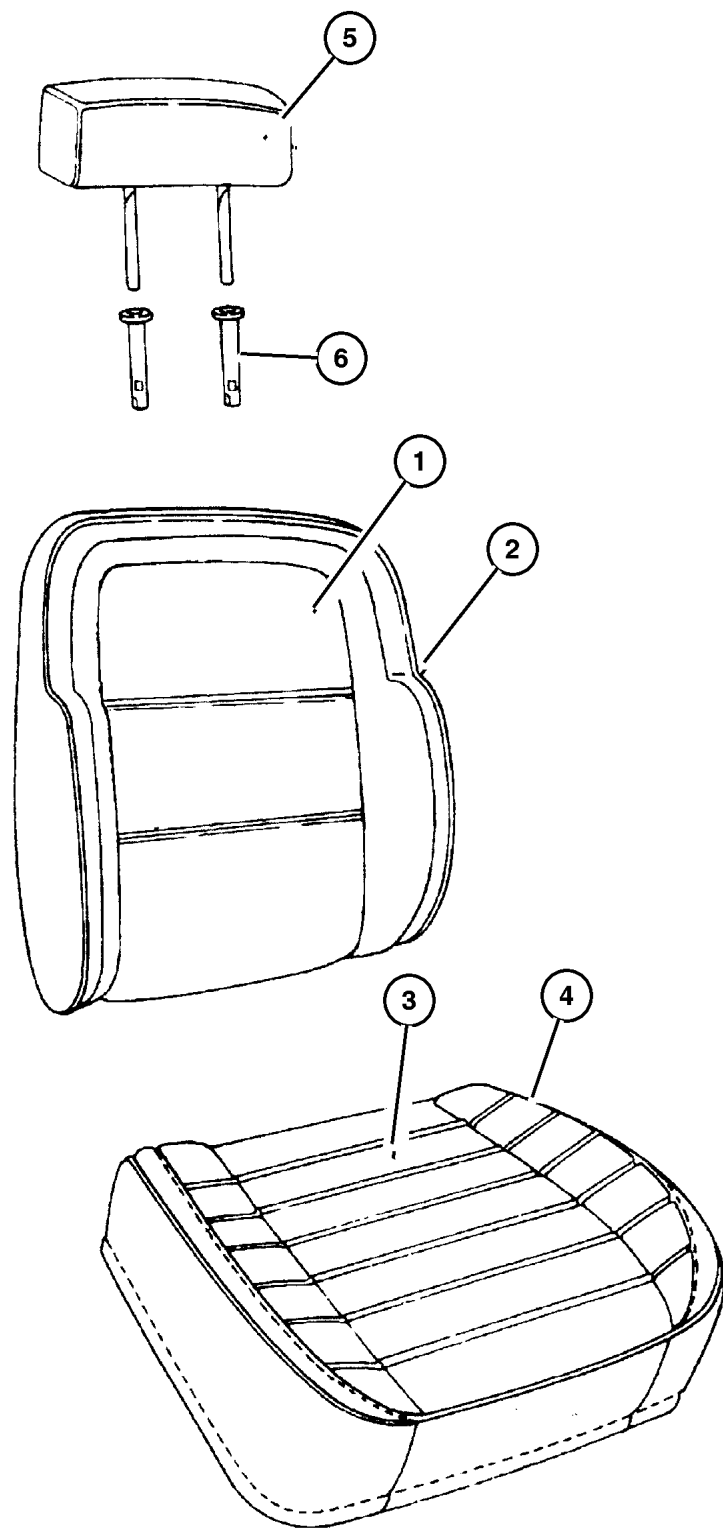
JEEP GRAND CHEROKEE (ZJ)

SERIES	LINE	BODY	ENGINE	TRANSMISSION
L = Low Line	J = 4WD T = 2WD	74 = 4 Door	ERH, ER0 = 4.0L Power Tech I-6. ELF, EL0 = 5.2L V8 MPI EML, EM0 = 5.9L V8 MPI	DGW = 4 Speed Auto. 44RE DGK = 4 Speed Auto. 42RE DGT = 4 Speed Auto. 46RE DGO = All Speed Auto.

AR = Use as required - = Non illustrated part # = New this model year

October 20, 2004

**Front Seat, Trim Code [EL]
Figure IZJ-520**



ITEM	PART NUMBER	QTY	LINE	SERIES	BODY	ENGINE	TRANS	TRIM	DESCRIPTION
Note : For the [EL] trim code only, heater elements are serviced as separate part numbers. See Item number 8 for part numbers.									
1	PM49 SAZ	2						EL	COVER, Front Seat Back [AZ]
	PM49 ST6	2						EL	[T6]
2									BACK, Front Seat
	PM96 SAZ	1						EL	[AZ], Right
	PM96 ST6	1						EL	[T6], Right
	PM97 SAZ	1						EL	[AZ], Left
	PM97 ST6	1						EL	[T6], Left
3									COVER AND PAD, Cushion
	PN12 SAZ	1						EL	[AZ], Right
	PN12 ST6	1						EL	[T6], Right
	PN13 SAZ	1						EL	[AZ], Left
	PN13 ST6	1						EL	[T6], Left
4									FRAME, Front Seat
	4856 470	1						EL	Right
	4856 471	1						EL	Left
5									HEADREST
	PN14 SAZ	1						EL	[AZ]
	PN14 ST6	4						EL	[T6]
6	4723 834	8						CL	CYLINDER, Headrest, With Latch
-7	5015 478AA	1						EL	REPAIR KIT, Heated Seat
-8									PAD, Heater
	4897 932AA	2						EL	Cushion
	4897 933AA	2						EL	Seat Back

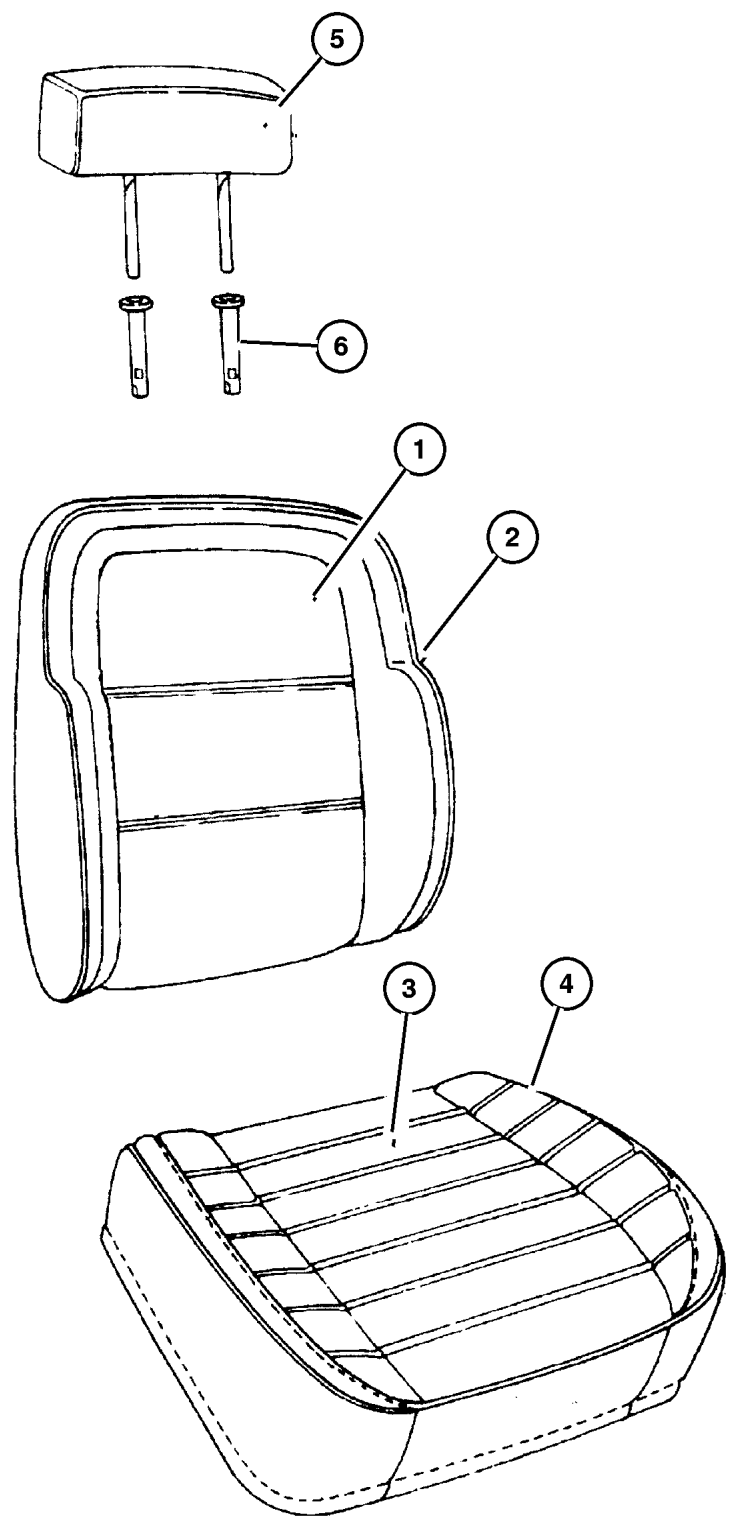
JEEP GRAND CHEROKEE (ZJ)

SERIES	LINE	BODY	ENGINE	TRANSMISSION
L = Low Line	J = 4WD T = 2WD	74 = 4 Door	ERH, ER0 = 4.0L Power Tech I-6. ELF, EL0 = 5.2L V8 MPI EML, EM0 = 5.9L V8 MPI	DGW = 4 Speed Auto. 44RE DGK = 4 Speed Auto. 42RE DGT = 4 Speed Auto. 46RE DG0 = All Speed Auto.

AR = Use as required - = Non illustrated part # = New this model year

October 20, 2004

Front Seat, Trim Code [F5]
Figure IZJ-530



ITEM	PART NUMBER	QTY	LINE	SERIES	BODY	ENGINE	TRANS	TRIM	DESCRIPTION
1									COVER, Front Seat Back
	PM45 SAZ	2						F5	[AZ], Manual Seat
	PM45 SC3	2						F5	[C3], Manual Seat
	PM45 ST6	2						F5	[T6], Manual Seat
	PM47 SAZ	2						F5	[AZ], Power Seat
	PM47 SC3	2						F5	[C3], Power Seat
	PM47 ST6	2						F5	[T6], Power Seat
2									BACK, Front Seat
	PM92 SAZ	1						F5	[AZ], Right,Manual Seat
	PM92 SC3	1						F5	[C3], Right,Manual Seat
	PM92 ST6	1						F5	[T6], Right,Manual Seat
	PM93 SAZ	1						F5	[AZ], Left,Manual Seat
	PM93 SC3	1						F5	[C3], Left,Manual Seat
	PM93 ST6	1						F5	[T6], Left,Manual Seat
	PM98 SAZ	1						F5	[AZ], Right,Power Seat
	PM98 SC3	1						F5	[C3], Right,Power Seat
	PM98 ST6	1						F5	[T6], Right,Power Seat
	PM99 SAZ	1						F5	[AZ], Left,Power Seat
	PM99 SC3	1						F5	[C3], Left,Power Seat
	PM99 ST6	1						F5	[T6], Left,Power Seat
3									COVER AND PAD, Cushion
	PN06 SAZ	1						F5	[AZ], Right,Manual Seat
	PN06 SC3	1						F5	[C3], Right,Manual Seat
	PN06 ST6	1						F5	[T6], Right,Manual Seat
	PN07 SAZ	1						F5	[AZ], Left,Manual Seat
	PN07 SC3	1						F5	[C3], Left,Manual Seat
	PN07 ST6	1						F5	[T6], Left,Manual Seat
	PR00 SAZ	1						F5	[AZ], Right,Power Seat
	PR00 SC3	1						F5	[C3], Right,Power Seat
	PR00 ST6	1						F5	[T6], Right,Power Seat
	PR01 SAZ	1						F5	[AZ], Left,Power Seat
	PR01 SC3	1						F5	[C3], Left,Power Seat
	PR01 ST6	1						F5	[T6], Left,Power Seat
4									FRAME, Front Seat
	4856 470	1						F5	Right
	4856 471	1						F5	Left
5									HEADREST
	PN15 SAZ	4						F5	[AZ]
	PN15 SC3	4						F5	[C3]
	PN15 ST6	4						F5	[T6]
6	4723 834	8						CL	CYLINDER, Headrest, With Latch
-7									PAD, Heater

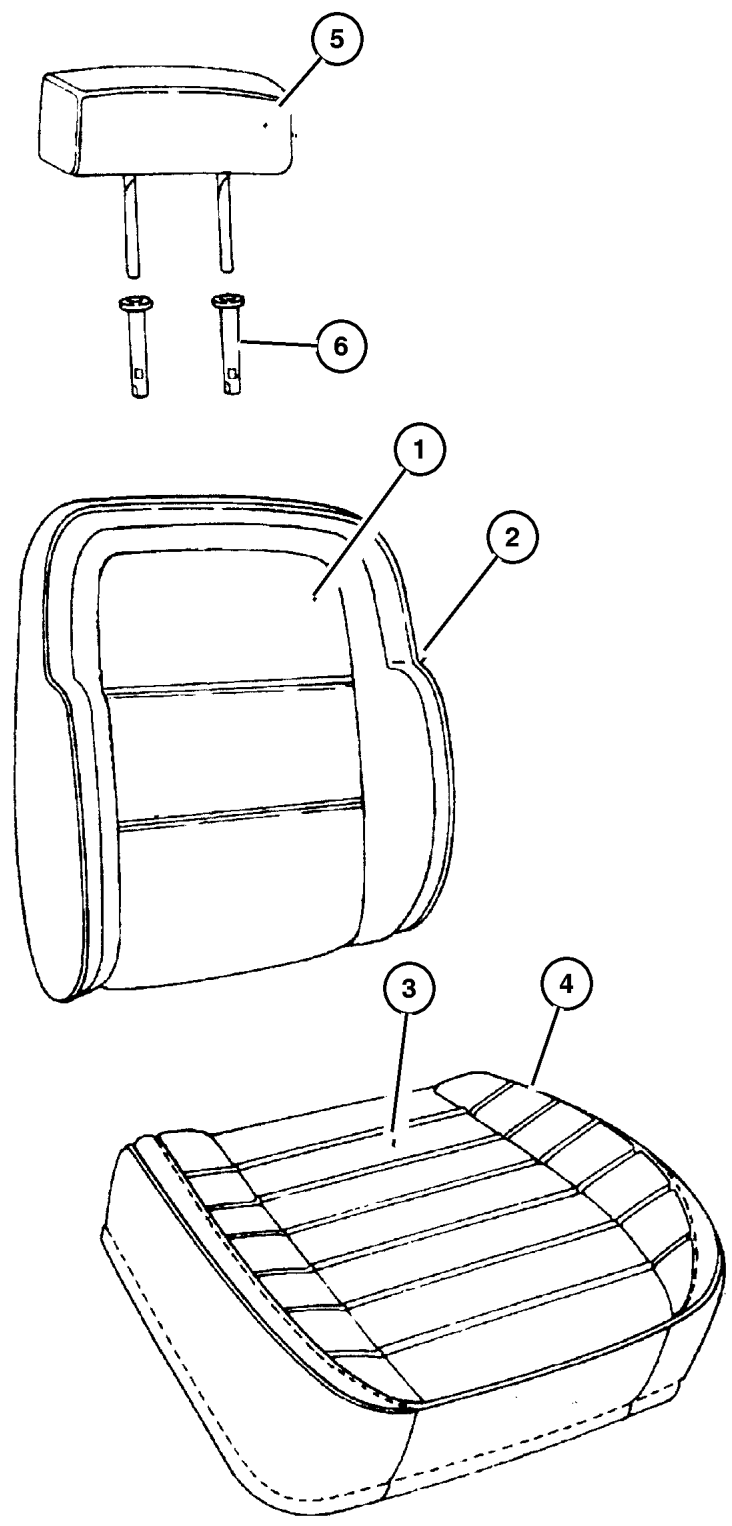
JEEP GRAND CHEROKEE (ZJ)
 SERIES LINE BODY ENGINE TRANSMISSION
 L = Low Line J = 4WD 74 = 4 Door ERH, ER0 = 4.0L Power Tech I-6. DGW = 4 Speed Auto. 44RE
 T = 2WD ELF, EL0 = 5.2L V8 MPI DGK = 4 Speed Auto. 42RE
 EML, EM0 = 5.9L V8 MPI DGT = 4 Speed Auto. 46RE
 DG0 = All Speed Auto.

AR = Use as required - = Non illustrated part # = New this model year

October 20, 2004

Front Seat, Trim Code [F5]
Figure IZJ-530

ITEM	PART NUMBER	QTY	LINE	SERIES	BODY	ENGINE	TRANS	TRIM	DESCRIPTION
	4897 932AA	2						EL	Cushion
	4897 933AA	2						EL	Seat Back



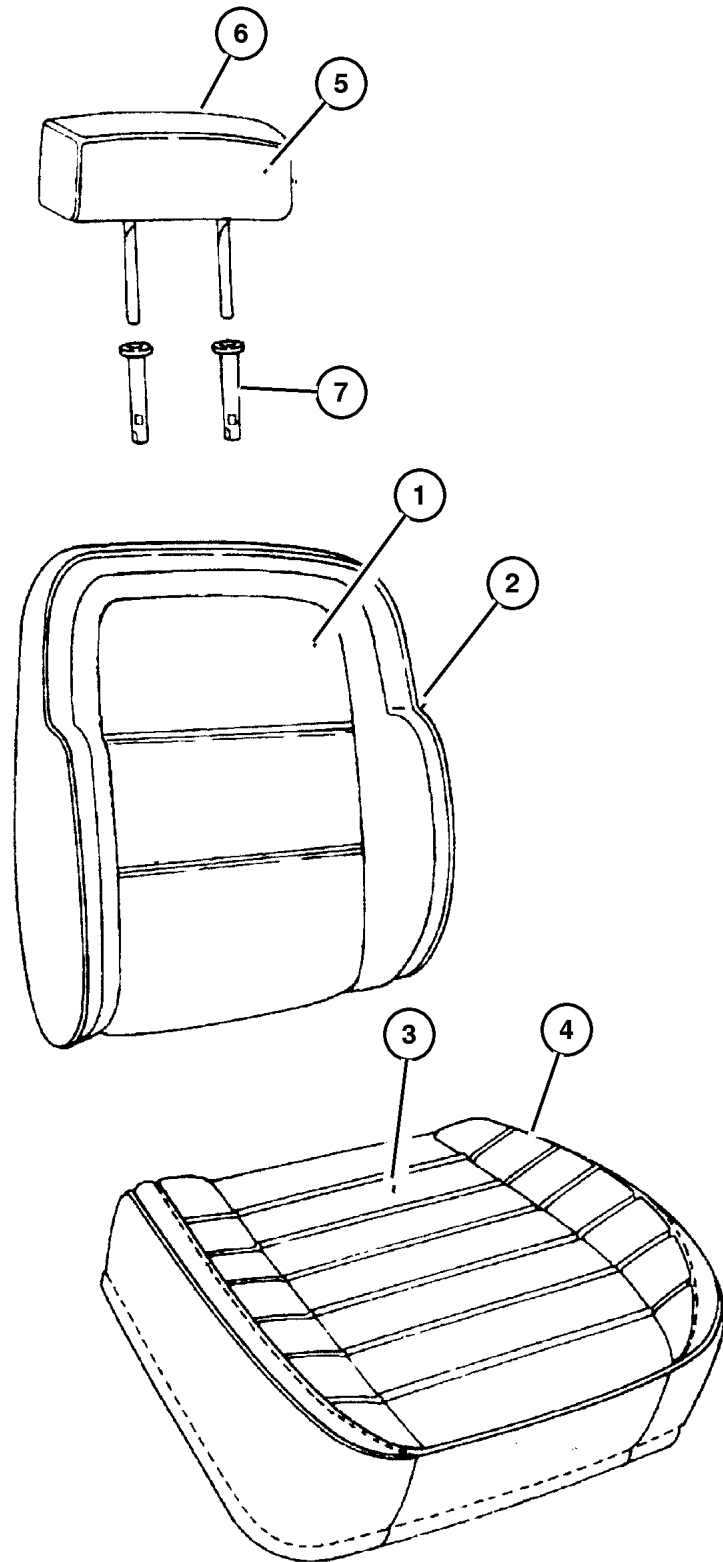
JEEP GRAND CHEROKEE (ZJ)

SERIES	LINE	BODY	ENGINE	TRANSMISSION
L = Low Line	J = 4WD T = 2WD	74 = 4 Door	ERH, ER0 = 4.0L Power Tech I-6. ELF, EL0 = 5.2L V8 MPI EML, EM0 = 5.9L V8 MPI	DGW = 4 Speed Auto. 44RE DGK = 4 Speed Auto. 42RE DGT = 4 Speed Auto. 46RE DGO = All Speed Auto.

AR = Use as required - = Non illustrated part # = New this model year

October 20, 2004

**Front Seats, Trim Codes [GI, FL]
Figure IZJ-540**



ITEM	PART NUMBER	QTY	LINE	SERIES	BODY	ENGINE	TRANS	TRIM	DESCRIPTION
Trim Code [FL] have Pour-in-Place Headrests, therefore no Headrest Covers will be serviced.									
1	RK31 1AZAA	2						FL	COVER, Front Seat Back [AZ], Non-Heated
	RK36 1AZAA	2						FL	[AZ], Heated
	PM44 SJ4	2						GL	[TJ], Up to 10-28-96
	RA75 SJ4AA	2						GL	[TJ], After 10-28-96
2	PN02 SJ4	1						GL	BACK, Front Seat [TJ], Up to 10-28-96, Right
	PN03 SJ4	1						GL	[TJ], Up to 10-28-96, Left
	RA94 SJ4AA	1						GL	[TJ], After 10-28-96, Right
	RA95 SJ4AA	1						GL	[TJ], After 10-28-96, Left
	RK38 1AZAA	1						FL	[AZ], Non-Heated, Right
	RK39 1AZAA	1						FL	[AZ], Non-Heated, Left
	RK48 1AZAA	1						FL	[AZ], Heated, Right
	RK49 1AZAA	1						FL	[AZ], Heated, Left
3	PN10 SJ4	1						GL	COVER AND PAD, Cushion [TJ], Up to 10-28-96, Right
	PN11 SJ4	1						GL	[TJ], Up to 10-28-96, Left
	RA98 SJ4AA	1						GL	[TJ], After 10-28-96, Right
	RA99 SJ4AA	1						GL	[TJ], After 10-28-96, Left
	RK52 1AZAA	1						FL	[AZ], Non-Heated, Right
	RK53 1AZAA	1						FL	[AZ], Non-Heated, Left
	RK54 1AZAA	1						FL	[AZ], Heated, Right
	RK55 1AZAA	1						FL	[AZ], Heated, Left
4	4856 470	1						GL	FRAME, Front Seat Right
	4856 471	1						FL	Right
	4856 471	1						GL	Left
	4856 471	1						FL	Left
5	PM50 SJ4	1						GL	COVER, Seat Headrest, [TJ]
6	PM90 SJ4	1						GL	HEADREST [TJ]
	PN14 SAZ	4						FL	[AZ]
7	4723 834	8						GL	CYLINDER, Headrest
		4						FL	
-8	5015 478AA	1						FL	REPAIR KIT, Heated Seat
		1						GL	

JEEP GRAND CHEROKEE (ZJ)

SERIES	LINE	BODY	ENGINE	TRANSMISSION
L = Low Line	J = 4WD T = 2WD	74 = 4 Door	ERH, ER0 = 4.0L Power Tech I-6. ELF, EL0 = 5.2L V8 MPI EML, EM0 = 5.9L V8 MPI	DGW = 4 Speed Auto. 44RE DGK = 4 Speed Auto. 42RE DGT = 4 Speed Auto. 46RE DGO = All Speed Auto.

AR = Use as required - = Non illustrated part # = New this model year

October 20, 2004

Rear Seat Figure IZJ-610

ITEM	PART NUMBER	QTY	LINE	SERIES	BODY	ENGINE	TRANS	TRIM	DESCRIPTION
------	-------------	-----	------	--------	------	--------	-------	------	-------------

The following Trim Codes [EL, FL, F5], have Pour-in-Place Headrest, therefore no covers will be serviced.

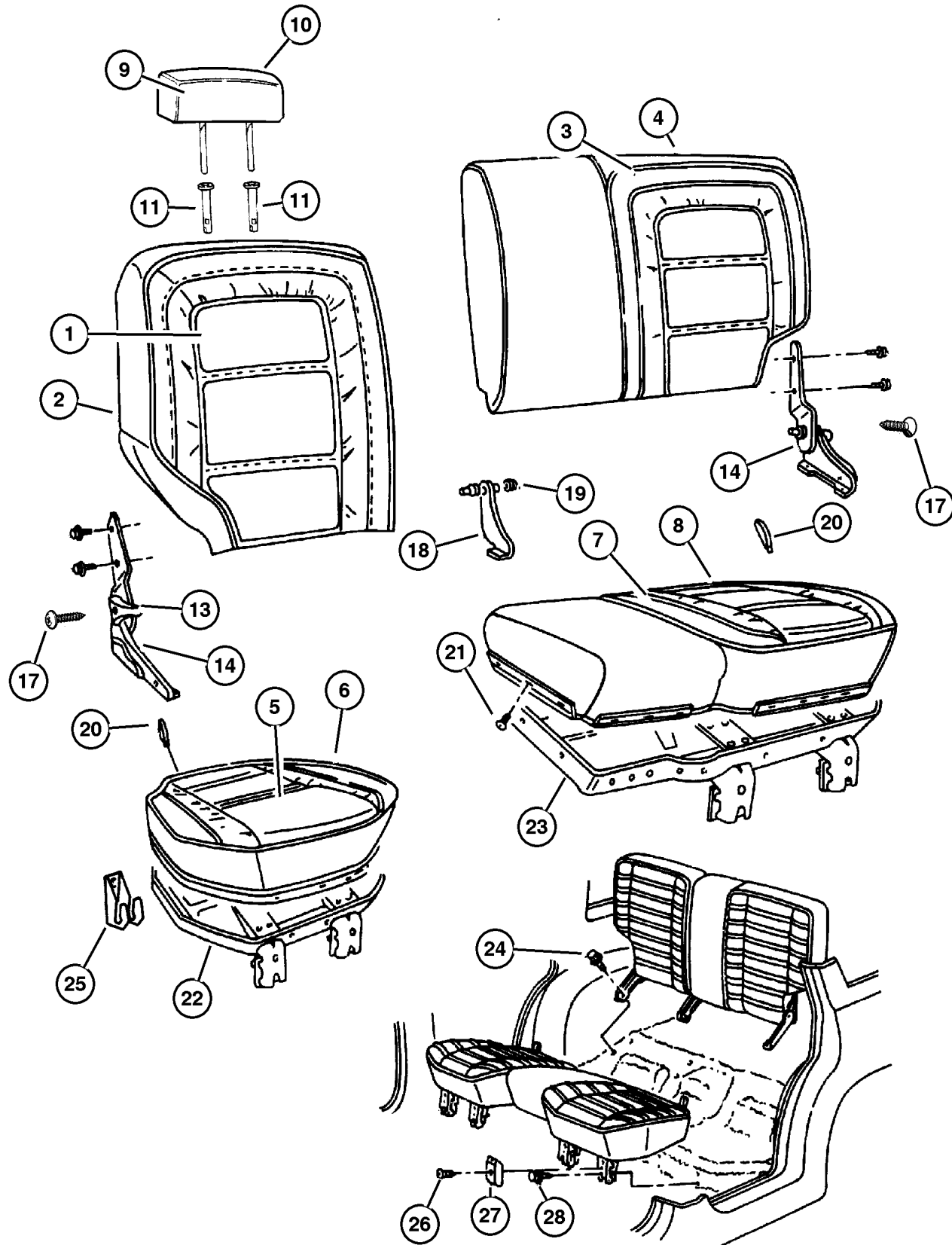
1									COVER, Rear Seat Back, 40%
	PM76 SAZ	1						CL	[AZ]
	PM76 SC3	1						CL	[C3]
	PM76 ST6	1						CL	[T6]
	PM78 SAZ	1						EL	[AZ]
	PM78 ST6	1						EL	[T6]
	PM70 ST6	1						F5	[T6]
	PM70 SC3	1						F5	[C3]
	PM70 SAZ	1						F5	[AZ]
	RK32 1AZAA	1						FL	[AZ]
	PM74 SJ4	1						GL	[TG]
2									SEAT BACK, Rear, 40%
	PN18 SAZ	1						CL	[AZ]
	PN18 SC3	1						CL	[C3]
	PN18 ST6	1						CL	[T6]
	PN22 ST6	1						EL	[T6]
	PN22 SAZ	1						EL	[AZ]
	PN24 SAZ	1						F5	[AZ]
	PN24 SC3	1						F5	[C3]
	PN24 ST6	1						F5	[T6]
	RK40 1AZAA	1						FL	[AZ]
	PN26 SJ4	1						GL	[TG]
3									COVER, Rear Seat Back, 60%
	PM77 SAZ	1						CL	[AZ]
	PM77 SC3	1						CL	[C3]
	PM77 ST6	1						CL	[T6]
	PM79 SAZ	1						EL	[AZ]
	PM79 ST6	1						EL	[T6]
	PM71 ST6	1						F5	[T6]
	PM71 SC3	1						F5	[C3]
	PM71 SAZ	1						F5	[AZ]
	RK33 1AZAA	1						FL	[AZ]
	PM75 SJ4	1						GL	[TG]
4									SEAT BACK, Rear, 60%, With Frame Pad and Cover
	PN19 SAZ	1						CL	[AZ]
	PN19 SC3	1						CL	[C3]
	PN19 ST6	1						CL	[T6]
	PN23 ST6	1						EL	[T6]
	PN23 SAZ	1						EL	[AZ]
	PN25 SAZ	1						F5	[AZ]

JEEP GRAND CHEROKEE (ZJ)

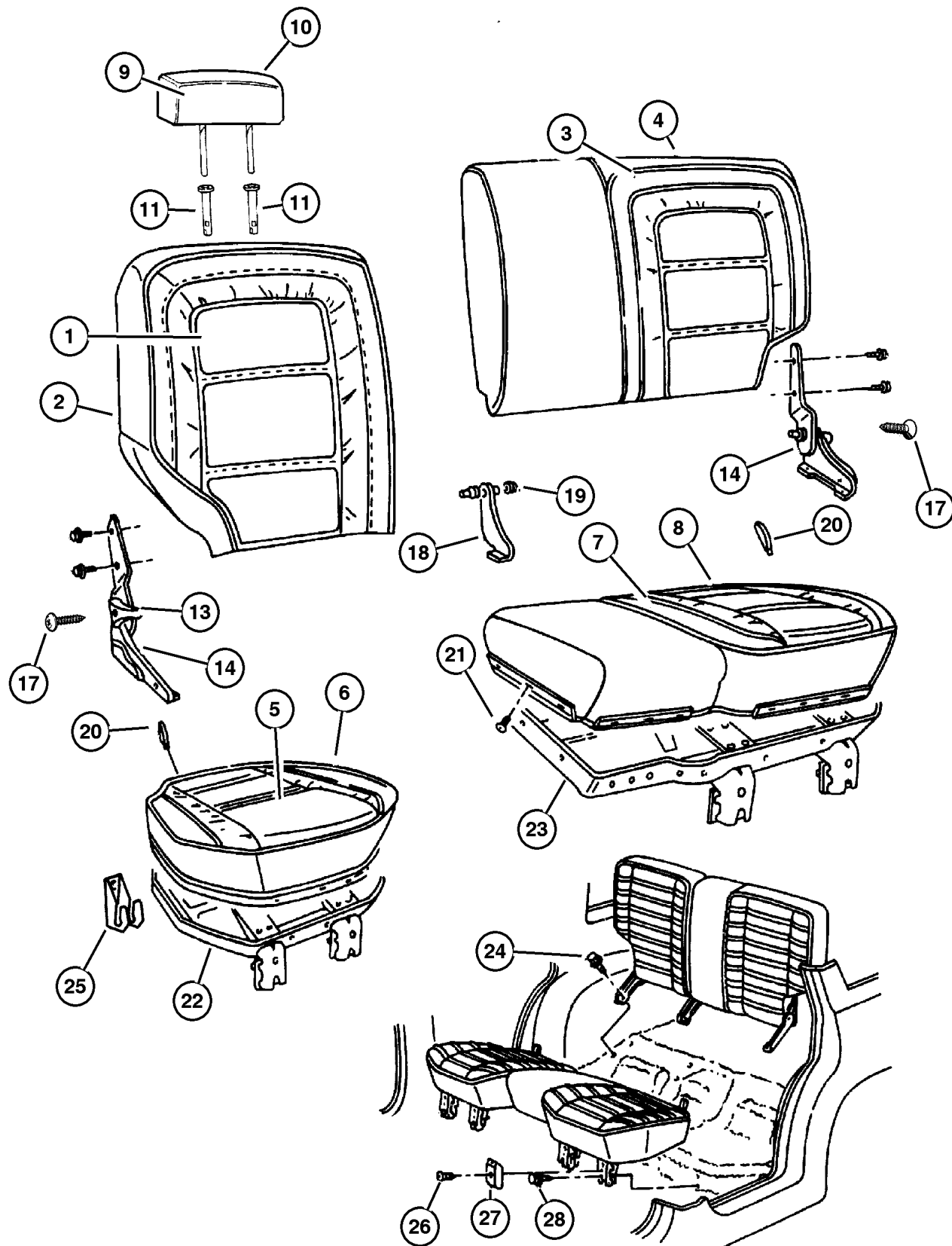
SERIES	LINE	BODY	ENGINE	TRANSMISSION
L = Low Line	J = 4WD T = 2WD	74 = 4 Door	ERH, ER0 = 4.0L Power Tech I-6. ELF, EL0 = 5.2L V8 MPI EML, EM0 = 5.9L V8 MPI	DGW = 4 Speed Auto. 44RE DGK = 4 Speed Auto. 42RE DGT = 4 Speed Auto. 46RE DG0 = All Speed Auto.

AR = Use as required - = Non illustrated part # = New this model year

October 20, 2004



Rear Seat Figure IZJ-610



ITEM	PART NUMBER	QTY	LINE	SERIES	BODY	ENGINE	TRANS	TRIM	DESCRIPTION
	PN25 SC3	1						F5 [C3]	
	PN25 ST6	1						F5 [T6]	
	RK41 1AZAA	1						FL [AZ]	
	PN27 SJ4	1						GL [TG]	
5									COVER, Rear Seat Cushion, 40%
	PM82 SAZ	1						CL [AZ]	
	PM82 SC3	1						CL [C3]	
	PM82 ST6	1						CL [T6]	
	PM80 SAZ	1						EL [AZ]	
	PM80 ST6	1						EL [T6]	
	PM86 ST6	1						F5 [T6]	
	PM86 SC3	1						F5 [C3]	
	PM86 SAZ	1						F5 [AZ]	
6									CUSHION ASSEMBLY, Rear Seat, 60%, With Frame Pad and Cover
	RK34 1AZAA	1						FL [AZ]	
	PM84 SJ4	1						GL [TG]	
	PN30 SAZ	1						CL [AZ]	
	PN30 SC3	1						CL [C3]	
	PN30 ST6	1						CL [T6]	
	PN34 SAZ	1						EL [AZ]	
	PN34 ST6	1						EL [T6]	
	PN40 SAZ	1						F5 [AZ]	
	PN40 SC3	1						F5 [C3]	
	PN40 ST6	1						F5 [T6]	
7									COVER, Rear Seat Cushion, 60%
	RK46 1AZAA	1						FL [AZ]	
	PN42 SJ4	1						GL [TG]	
	PM83 ST6	1						CL [T6]	
	PM83 SC3	1						CL [C3]	
	PM83 SAZ	1						CL [AZ]	
	PM81 ST6	1						EL [T6]	
	PM81 SAZ	1						EL [AZ]	
	PM87 ST6	1						F5 [T6]	
	PM87 SAZ	1						F5 [AZ]	
	PM87 SC3	1						F5 [C3]	
	RK35 1AZAA	1						FL [AZ]	
8									CUSHION ASSEMBLY, Rear Seat, 60%, With Frame Pad and Cover
	PM85 SJ4	1						GL [TG]	
	PN31 SAZ	1						CL [AZ]	
	PN31 SC3	1						CL [C3]	

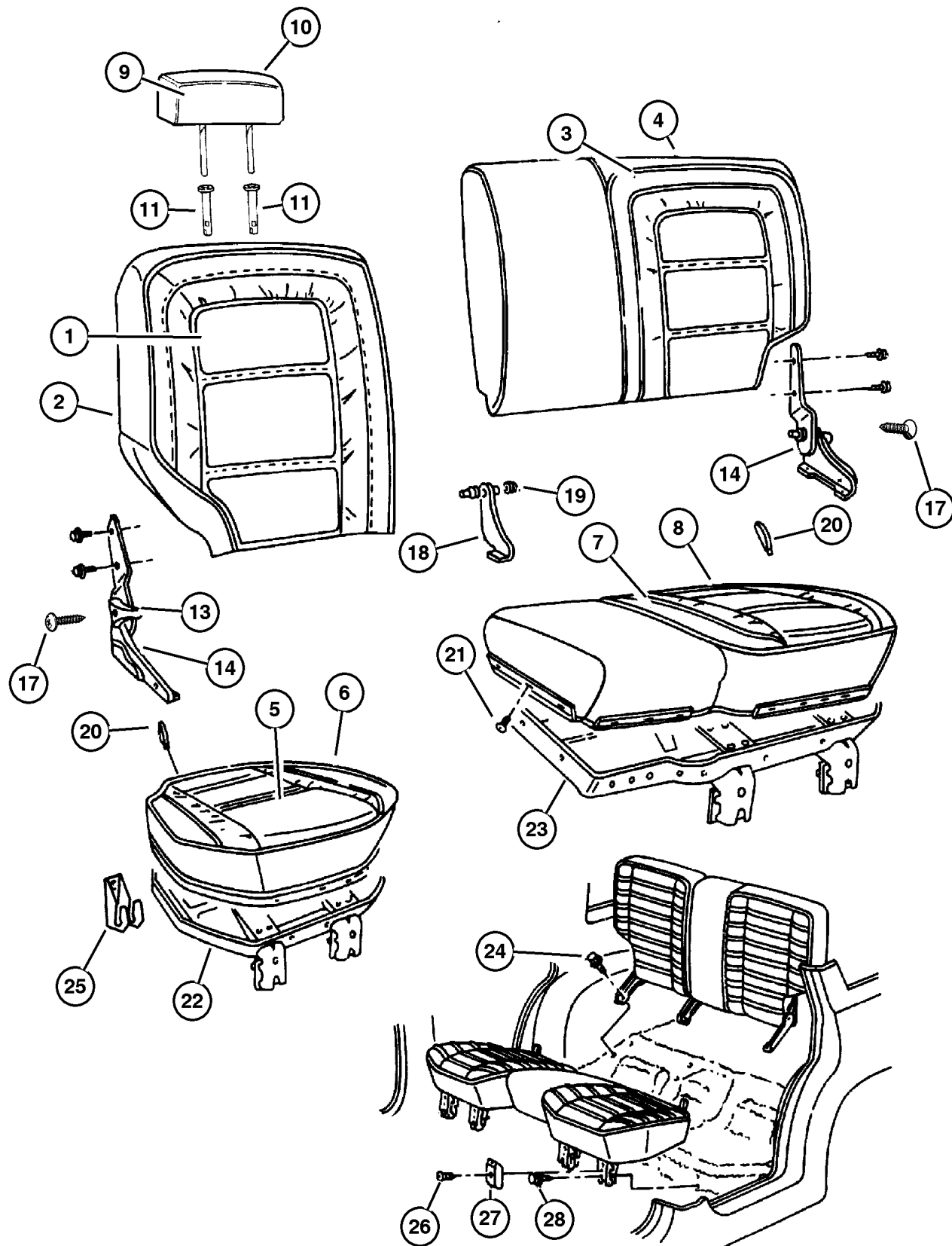
JEEP GRAND CHEROKEE (ZJ)

SERIES	LINE	BODY	ENGINE	TRANSMISSION
L = Low Line	J = 4WD T = 2WD	74 = 4 Door	ERH, ER0 = 4.0L Power Tech I-6. ELF, EL0 = 5.2L V8 MPI EML, EM0 = 5.9L V8 MPI	DGW = 4 Speed Auto. 44RE DGK = 4 Speed Auto. 42RE DGT = 4 Speed Auto. 46RE DG0 = All Speed Auto.

AR = Use as required - = Non illustrated part # = New this model year

October 20, 2004

Rear Seat Figure IZJ-610



ITEM	PART NUMBER	QTY	LINE	SERIES	BODY	ENGINE	TRANS	TRIM	DESCRIPTION
	PN31 ST6	1						CL	[T6]
	PN35 SAZ	1						EL	[AZ]
	PN35 ST6	1						EL	[T6]
	PN41 SAZ	1						F5	[AZ]
	PN41 SC3	1						F5	[C3]
	PN41 ST6	1						F5	[T6]
	RK47 1AZAA	1						FL	[AZ]
	PN43 SJ4	1						GL	[TG]
9									COVER, Seat Headrest
	PM50 SAZ	4						CL	[AZ]
	PM50 SC3	4						CL	[C3]
	PM50 ST6	4						CL	[T6]
	PM50 SJ4	1						GL	[TG]
10									HEADREST
	PM90 SAZ	4						CL	[AZ]
	PM90 SC3	4						CL	[C3]
	PM90 ST6	4						CL	[T6]
	PN14 SAZ	4						EL	[AZ]
	PN14 ST6	1						EL	[T6]
	PN15 SAZ	4						F5	[AZ]
	PN15 SC3	4						F5	[C3]
	PN15 ST6	4						F5	[T6]
	PM90 SJ4	1						GL	[TJ]
11									CYLINDER, Headrest, With Latch
	4723 834	8						CL	
		8						EL	
		8						F5	
		4						FL	
		8						GL	
-12									CYLINDER, Headrest, Stowage Cylinder, Found in Rear Seat Cushion For Headrest Stowage
	4864 985	2						CL	
		2						EL	
		2						F5	
		2						FL	
		2						GL	
13									HANDLE, Seat Release, Also Served With Latch
	4773 930	1						CL	Right
	4773 931	1						CL	Left
	4773 930	1						EL	Right

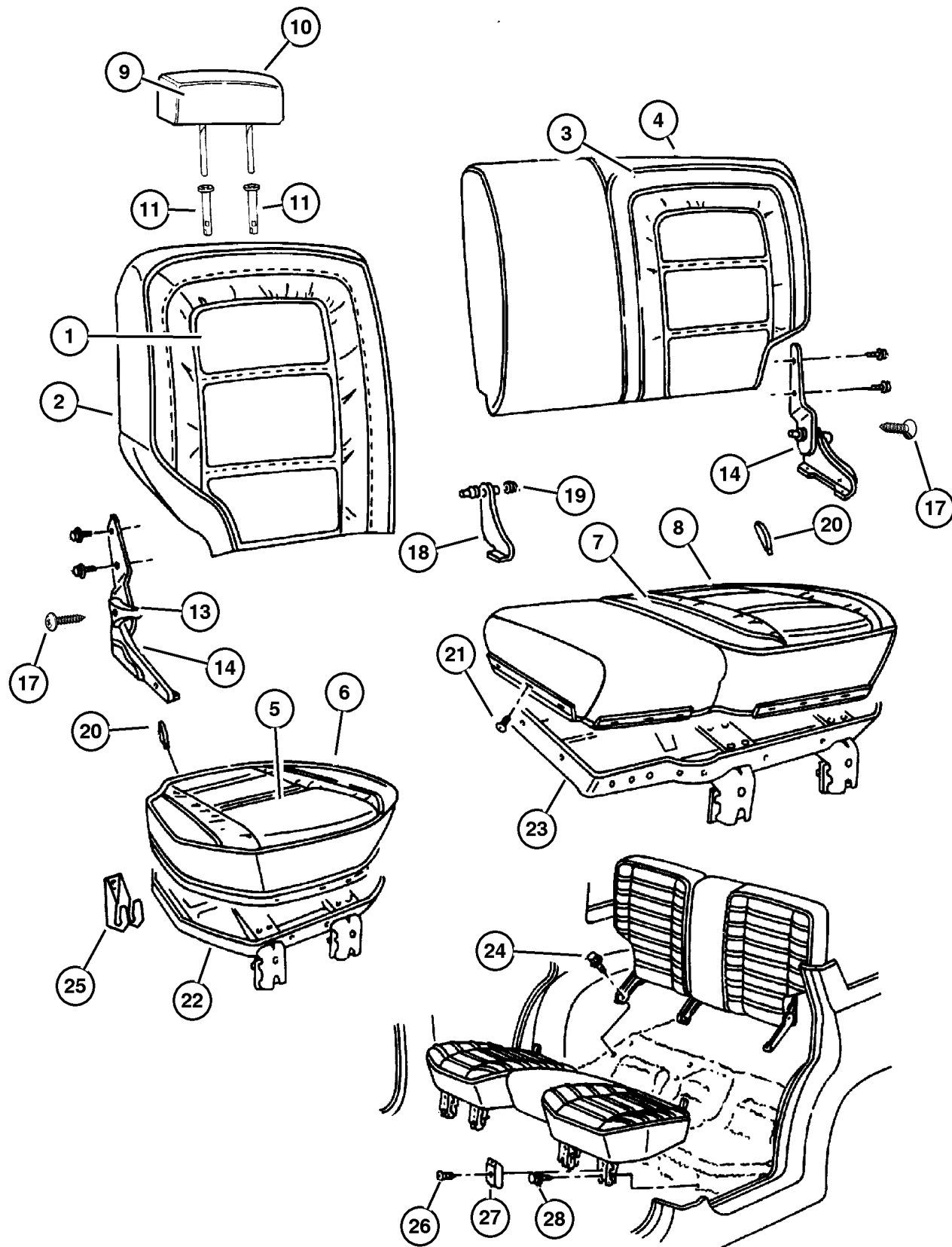
JEEP GRAND CHEROKEE (ZJ)

SERIES	LINE	BODY	ENGINE	TRANSMISSION
L = Low Line	J = 4WD T = 2WD	74 = 4 Door	ERH, ER0 = 4.0L Power Tech I-6. ELF, EL0 = 5.2L V8 MPI EML, EM0 = 5.9L V8 MPI	DGW = 4 Speed Auto. 44RE DGK = 4 Speed Auto. 42RE DGT = 4 Speed Auto. 46RE DG0 = All Speed Auto.

AR = Use as required - = Non illustrated part # = New this model year

October 20, 2004

Rear Seat Figure IZJ-610



ITEM	PART NUMBER	QTY	LINE	SERIES	BODY	ENGINE	TRANS	TRIM	DESCRIPTION
	4773 931	1						EL	Left
		1						F5	Left
	4773 930	1						F5	Right
		1						FL	Right
	4773 931	1						FL	Left
	4773 930	1						GL	Right
	4773 931	1						GL	Left
14									LATCH, Seat, Includes Latch, Handle, Cover and Rivnut
	4773 932	1						CL	Right
	4773 933	1						CL	Left
	4773 932	1						EL	Right
	4773 933	1						EL	Left
		1						F5	Left
	4773 932	1						F5	Right
		1						FL	Right
	4773 933	1						FL	Left
	4773 932	1						GL	Right
	4773 933	1						GL	Left
-15									COVER, Folding Seat Latch
	4720 586	1						CL	Right
	4720 587	1						CL	Left
	4720 586	1						EL	Right
	4720 587	1						EL	Left
		1						F5	Left
	4720 586	1						F5	Right
		1						FL	Right
	4720 587	1						FL	Left
		1						GL	Left
	4720 586	1						GL	Right
-16									RIVNUT, Seat Latch Cover
	4728 280	2						CL	
		2						EL	
		2						F5	
		2						FL	
		2						GL	
17									SCREW, Recliner Handle
	4713 800	2						CL	
		2						EL	
		2						F5	
		2						FL	
		2						GL	
18									BRACKET, Pivot, Center

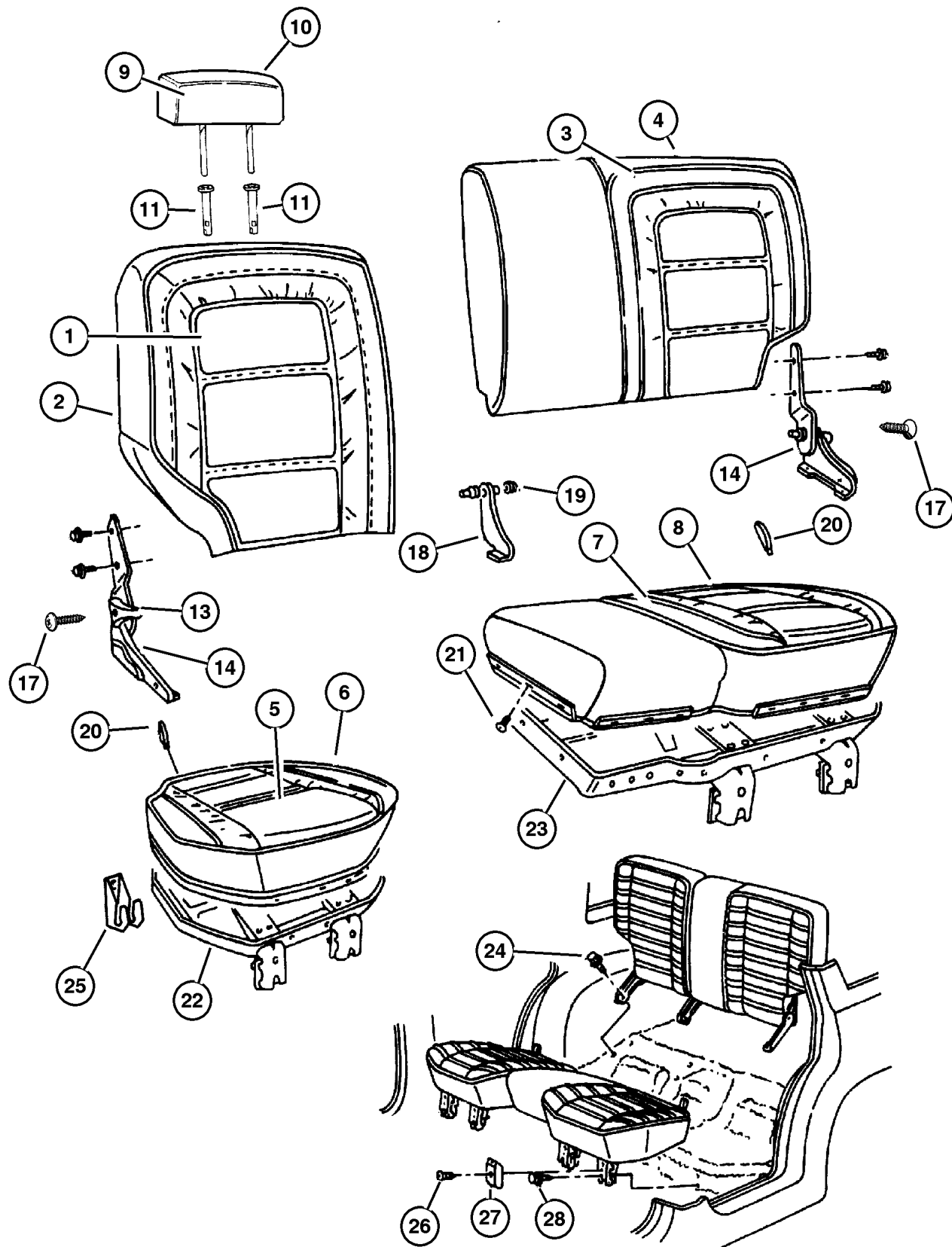
JEEP GRAND CHEROKEE (ZJ)

SERIES	LINE	BODY	ENGINE	TRANSMISSION
L = Low Line	J = 4WD T = 2WD	74 = 4 Door	ERH, ER0 = 4.0L Power Tech I-6. ELF, EL0 = 5.2L V8 MPI EML, EM0 = 5.9L V8 MPI	DGW = 4 Speed Auto. 44RE DGK = 4 Speed Auto. 42RE DGT = 4 Speed Auto. 46RE DGO = All Speed Auto.

AR = Use as required - = Non illustrated part # = New this model year

October 20, 2004

Rear Seat Figure IZJ-610



ITEM	PART NUMBER	QTY	LINE	SERIES	BODY	ENGINE	TRANS	TRIM	DESCRIPTION
	4761 926	1						CL	
		1						EL	
		1						F5	
		1						FL	
		1						GL	
19	4882 193	2						CL	GROMMET, Center Pivot
		2						EL	
		2						F5	
		2						FL	
		2						GL	
20	HC66 ST6	2						CL	STRAP, Seat Pull [T6]
	HC66 SC3	2						CL	[C3]
	HC66 SAZ	2						CL	[AZ]
	HC66 ST6	2						EL	[T6]
	HC66 SAZ	2						EL	[AZ]
	HC66 SC3	2						F5	[C3]
	HC66 SAZ	2						F5	[AZ]
	HC66 ST6	2						F5	[T6]
	HC66 SAZ	2						FL	[AZ]
	HC66 SJ4	2						GL	[TG]
21	4720 778	44						CL	RETAINER, Cushion Cover
		44						EL	
		44						F5	
		42						FL	
		44						GL	
22	4864 980	1						CL	PANEL, Seat Cushion Base, 40%
		1						EL	
		1						F5	
		1						FL	
		1						GL	
23	4864 981	1						CL	PANEL, Seat Cushion Base, 60%
		1						EL	
		1						F5	
		1						FL	
		1						GL	
24	6503 719	2							SCREW AND WASHER, Head Head Lock, M8-1.25x30.00, Pivot and Latch to Floor

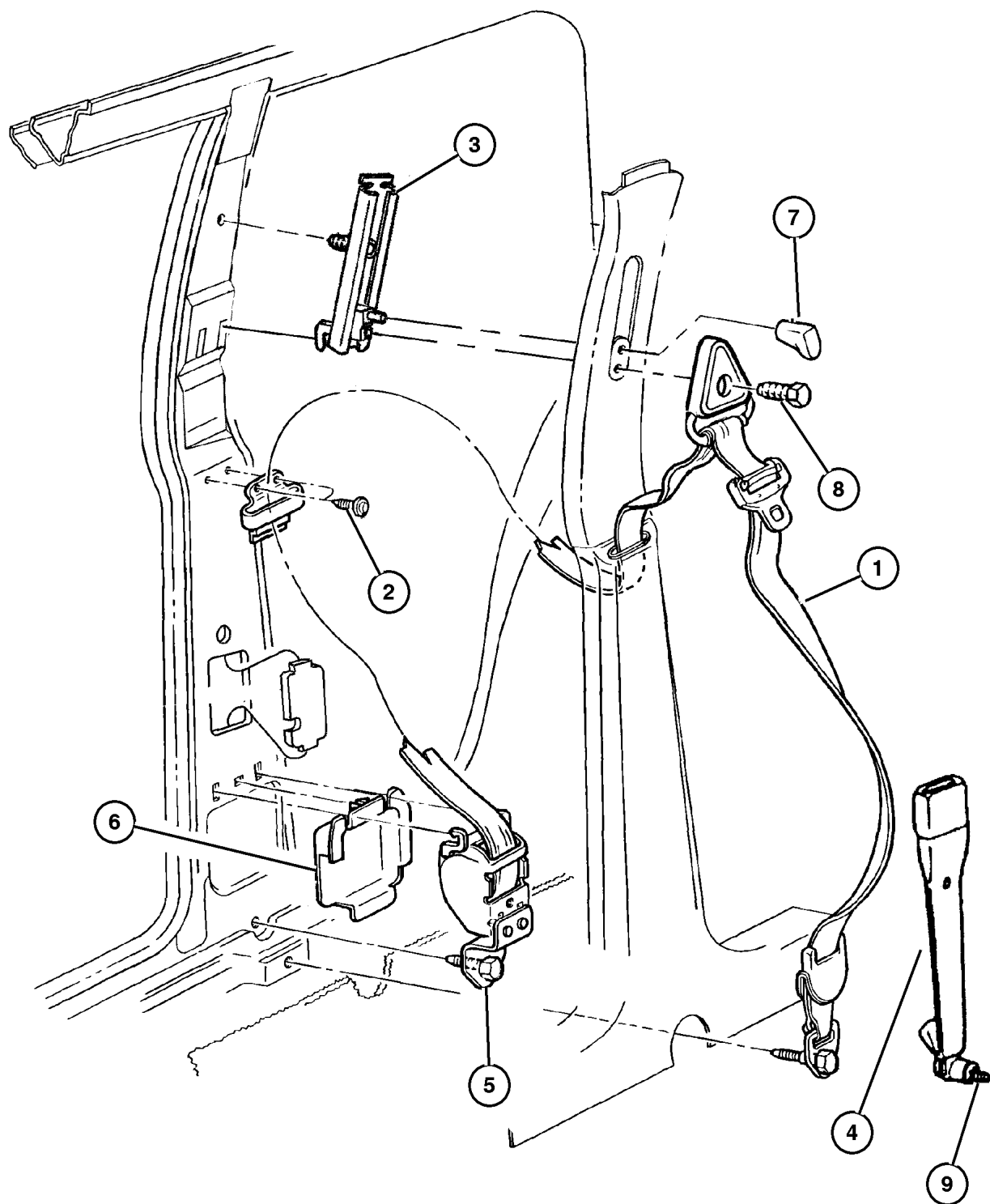
JEEP GRAND CHEROKEE (ZJ)

SERIES	LINE	BODY	ENGINE	TRANSMISSION
L = Low Line	J = 4WD T = 2WD	74 = 4 Door	ERH, ER0 = 4.0L Power Tech I-6. ELF, EL0 = 5.2L V8 MPI EML, EM0 = 5.9L V8 MPI	DGW = 4 Speed Auto. 44RE DGK = 4 Speed Auto. 42RE DGT = 4 Speed Auto. 46RE DGO = All Speed Auto.

AR = Use as required - = Non illustrated part # = New this model year

October 20, 2004

Seat Belts Front Seat
Figure IZJ-710

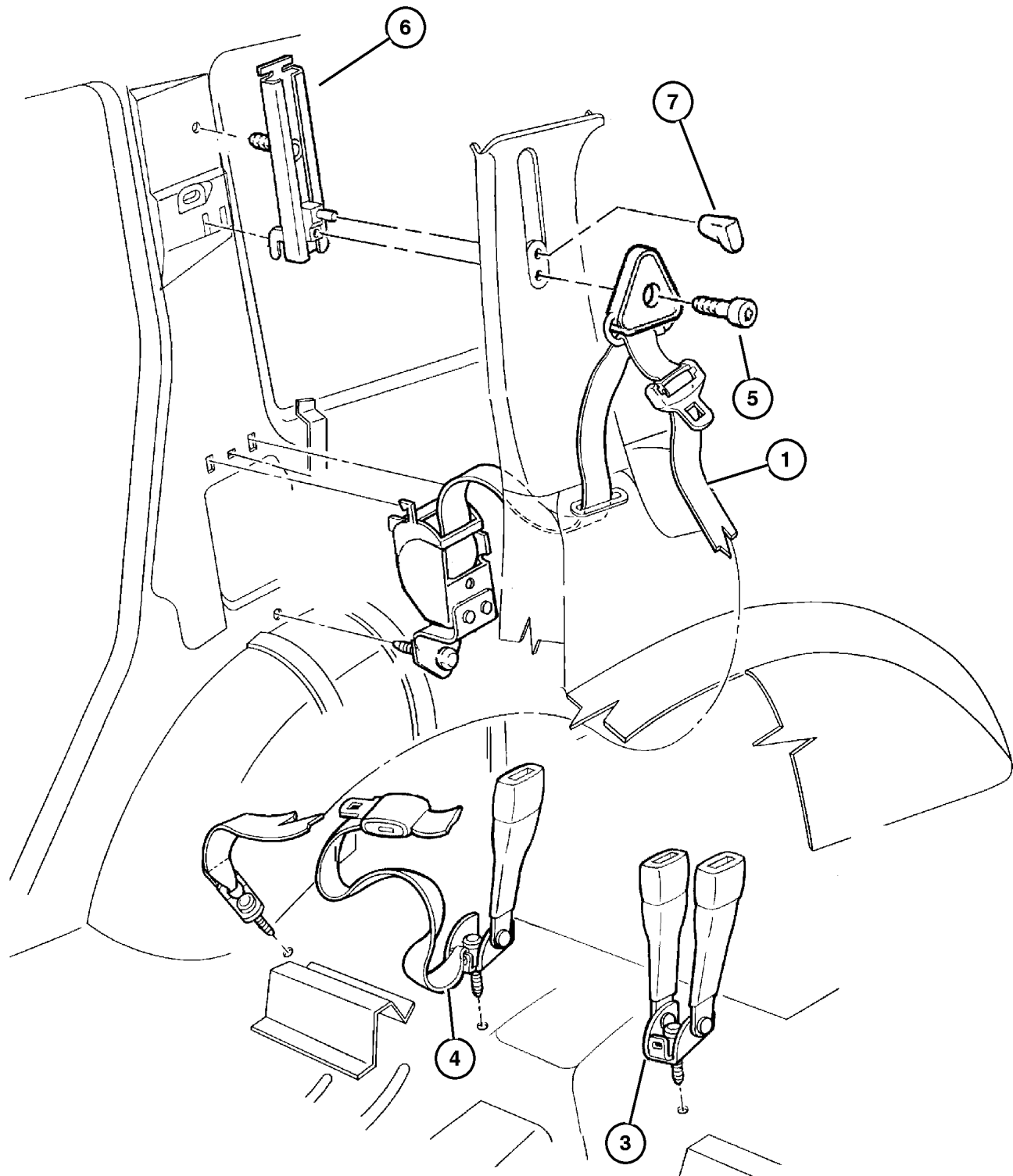


ITEM	PART NUMBER	QTY	LINE	SERIES	BODY	ENGINE	TRANS	TRIM	DESCRIPTION
1									SEAT BELT, Front Outer
	5FG0 4SAZ	1						O0	[AZ, C3], Right
	5FG0 4ST6	1						O0	[TJ, T6], Right
	5FN8 3LAZ	1						O0	[AZ, C3], Left
	5FN8 3RT6	1						O0	[TJ, T6], Left
2	6032 723	4							SCREW, Self Tapping, M4.2x1.69x19.05, Seat Belt to [B] Pillar
3	5519 6527	2							ADJUSTER, Seat Belt Turning Loop
4									SEAT BELT, Front Inner
	5FP5 71AZ	1						CL	[AZ, C3], Left
	5FP5 71T6	1						CL	[T6], Left
	5EP2 0ST6	1						CL	[T6], Right
	5EP2 0SAZ	1						CL	[AZ, C3], Right
		1						EL	[AZ], Right
	5EP2 0ST6	1						EL	[T6], Right
	5FP5 71AZ	1						EL	[AZ], Left
	5FP5 71T6	1						EL	[T6], Left
	5EP2 0ST6	1						F5	[T6], Right
	5EP2 0SAZ	1						F5	[AZ, C3], Right
	5FP5 71AZ	1						F5	[AZ, C3], Left
	5FP5 71T6	1						F5	[T6], Left
	5EP2 0SAZ	1						FL	[AZ], Right
	5FP5 71AZ	1						FL	[AZ], Left
	5FP5 71T6	1						GL	[TG], Left
	5EP2 0ST6	1						GL	[TG], Right
5	6034 383	1						O0	SCREW, Pan Head, .437-20x1.5
6									SHIELD, Seat Belt Retractor
	5531 4564	1							Right
	5531 4565	1							Left
7	4645 780	2							KNOB, Seat Belt Adjuster
8	6035 763	2							SCREW, Turn Loop Attach, .437-20x1.23
9									BOLT, Seat Belt, Traveling Inboard
									Buckle Attaching, Front
	4874 129	2						CL	
		2						EL	
		2						F5	
		2						FL	
		2						GL	
-10	4740 415	1							EXTENDER, Seat Belt

JEEP GRAND CHEROKEE (ZJ)
 SERIES LINE BODY ENGINE TRANSMISSION
 L = Low Line J = 4WD 74 = 4 Door ERH, ER0 = 4.0L Power Tech I-6. DGW = 4 Speed Auto. 44RE
 ELF, EL0 = 5.2L V8 MPI DGK = 4 Speed Auto. 42RE
 EML, EM0 = 5.9L V8 MPI DGT = 4 Speed Auto. 46RE
 DG0 = All Speed Auto.

Seat Belts Rear Seat Figure IZJ-720

ITEM	PART NUMBER	QTY	LINE	SERIES	BODY	ENGINE	TRANS	TRIM	DESCRIPTION
1									SEAT BELT, Rear
	5EW6 8SAZ	1						O0	[AZ, C3], Right
	5EW6 8ST6	1						O0	[T6, TJ], Right
	5EW6 9SAZ	1						O0	[AZ, C3], Left
	5EW6 9ST6	1						O0	[T6, TJ], Left
-2	6034 459	2							SCREW, Pan Head, .437-20x1.875
3									SEAT BELT, Rear Lap Buckle, Includes 2 Buckles With Mounting Bolts
	5EB6 1RAZ	1						O0	[AZ, C3]
	5EB6 1ST6	1						O0	[T6, TJ]
4									SEAT BELT, Rear Inner, Tip and Buckle With Mounting Bolts
	5EB6 0RAZ	1						O0	[AZ, C3]
	5EB6 0ST6	1						O0	[T6, TJ]
5	6035 763	2							SCREW, .437-20x1.23
6	5519 6527	2							ADJUSTER, Seat Belt Turning Loop
7	4645 780	2							KNOB, Seat Belt Adjuster



JEEP GRAND CHEROKEE (ZJ)

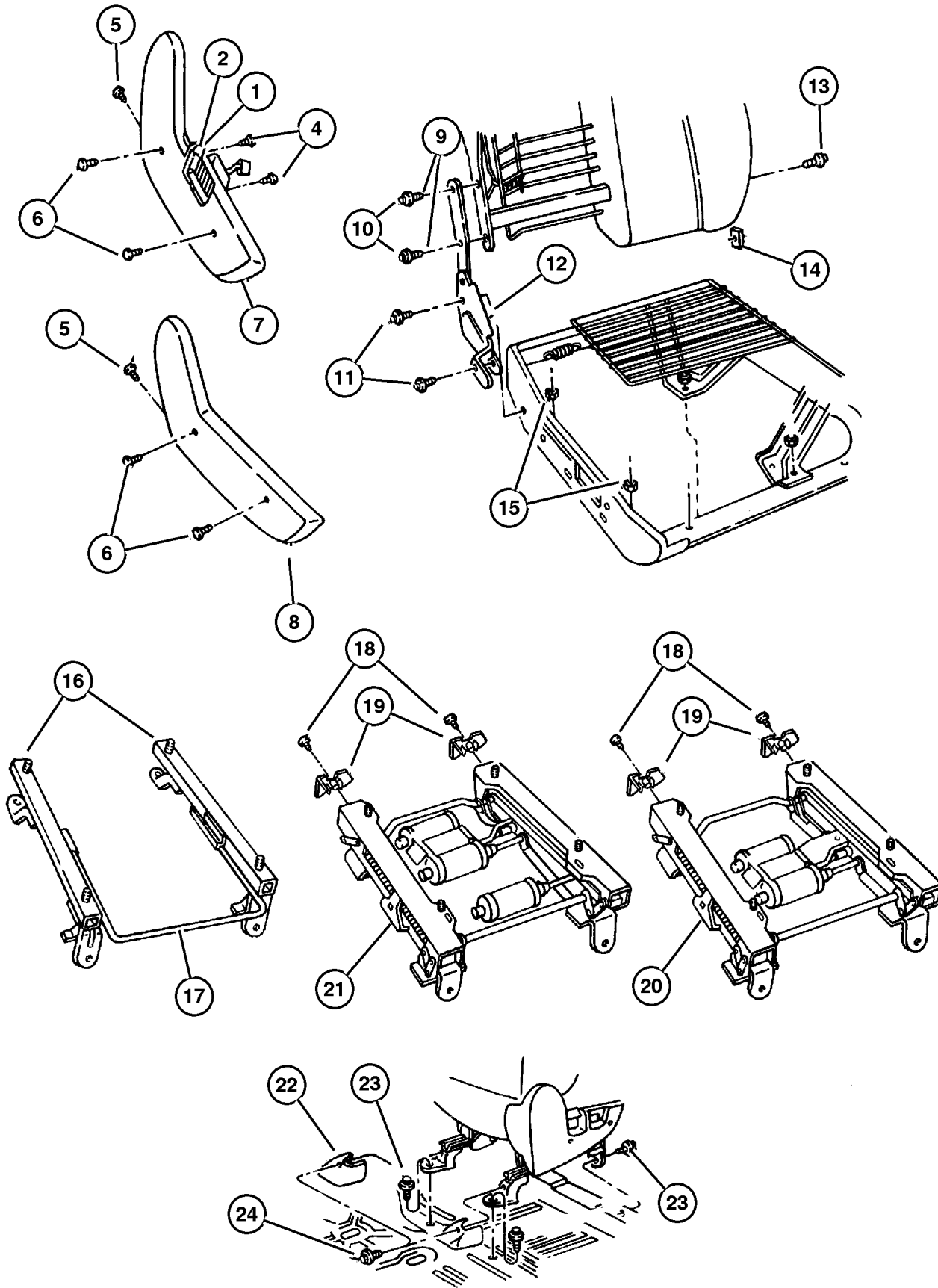
SERIES	LINE	BODY	ENGINE
L = Low Line	J = 4WD T = 2WD	74 = 4 Door	ERH, ER0 = 4.0L Power Tech I-6. ELF, EL0 = 5.2L V8 MPI EML, EM0 = 5.9L V8 MPI

TRANSMISSION
DGW = 4 Speed Auto. 44RE DGK = 4 Speed Auto. 42RE DGT = 4 Speed Auto. 46RE DGO = All Speed Auto.

AR = Use as required - = Non illustrated part # = New this model year

October 20, 2004

Recliner And Seat Track Front Seat Figure IZJ-810



ITEM	PART NUMBER	QTY	LINE	SERIES	BODY	ENGINE	TRANS	TRIM	DESCRIPTION
1									SWITCH, Seat
	4601 756	1							Power Seat and Recliner, Right
	4601 757	1							Power Seat and Recliner, Left
2	5604 2064	2							SWITCH, 1 Gang, Power Lumbar
-3									KNOB, Power Seat Switch
	4607 042	1							Power Seat, Right
	4607 043	1							Power Seat, Left
	4607 045	1							Recliner, Left
	4607 044	1							Recliner, Right
4									SCREW, (NOT SERVICED) (Not Serviced)
5									SCREW, Trim, Side Shield Attaching
	4720 769	2						CL	
		2						EL	
		10						FL	
		2						F5	
		2						GL	
6									SCREW, Trim, Side Shield Attaching
	4720 770	4						CL	
		4						EL	
		4						F5	
		4						FL	
		4						GL	
7									SHIELD, Seat Adjuster
	PQ18 SAZ	1						CL	[AZ], Right
	PQ18 SC3	1						CL	[C3], Right
	PQ18 ST6	1						CL	[T6], Right
	PQ19 SAZ	1						CL	[AZ], Left
	PQ18 SC3	1						CL	[C3], Left
	PQ19 ST6	1						CL	[T6], Left
	PQ18 SAZ	1						EL	[AZ], Right
	PQ18 ST6	1						EL	[T6], Right
	PQ19 SAZ	1						EL	[AZ], Left
	PQ19 ST6	1						EL	[T6], Left
	PQ18 SAZ	1						F5	[AZ], Right
	PQ19 SAZ	1						F5	[AZ], Left
	PQ18 ST6	1						F5	[T6], Right
	PQ18 SC3	1						F5	[C3], Right
	PQ19 SC3	1						F5	[C3], Left
	PQ19 ST6	1						F5	[T6], Left
	PQ18 SAZ	1						FL	[AZ], Right
	PQ19 SAZ	1						FL	[AZ], Left

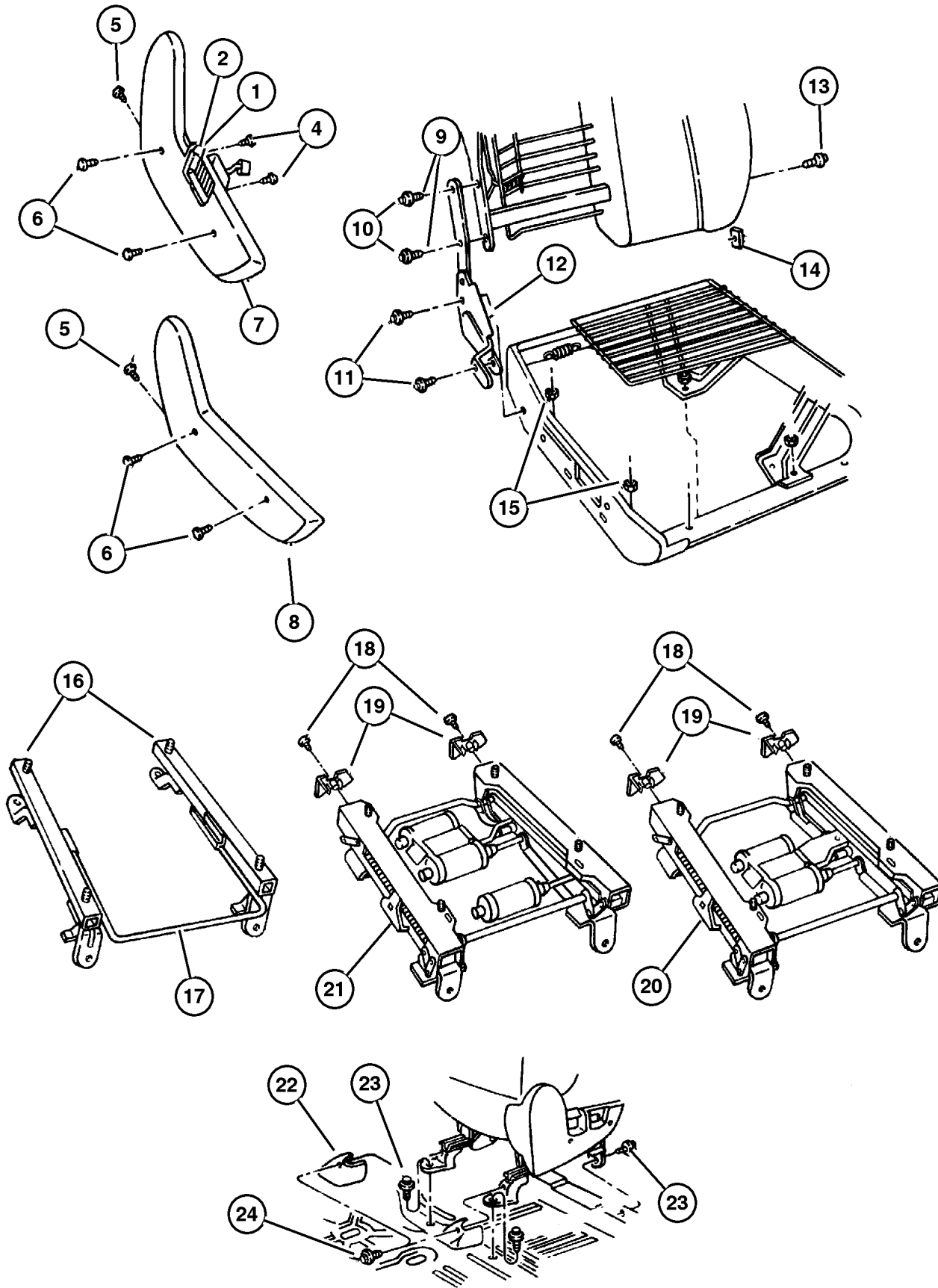
JEEP GRAND CHEROKEE (ZJ)

SERIES	LINE	BODY	ENGINE	TRANSMISSION
L = Low Line	J = 4WD T = 2WD	74 = 4 Door	ERH, ER0 = 4.0L Power Tech I-6. ELF, EL0 = 5.2L V8 MPI EML, EM0 = 5.9L V8 MPI	DGW = 4 Speed Auto. 44RE DGK = 4 Speed Auto. 42RE DGT = 4 Speed Auto. 46RE DGO = All Speed Auto.

AR = Use as required - = Non illustrated part # = New this model year

October 20, 2004

**Recliner And Seat Track Front Seat
Figure IZJ-810**



ITEM	PART NUMBER	QTY	LINE	SERIES	BODY	ENGINE	TRANS	TRIM	DESCRIPTION
	PQ18 ST6	1						GL	[TJ], Right
	PQ19 ST6	1						GL	[TJ], Left
8	PJ62 SAZ	1						F5	[AZ], Right
	PJ62 SC3	1						F5	[C3], Right
	PJ62 ST6	1						F5	[T6], Right
	PJ63 SAZ	1						F5	[AZ], Left
	PJ63 SC3	1						F5	[C3], Left
	PJ63 ST6	1						F5	[T6], Left
9	4720 768	4						F5	BOLT, Recliner to Seat Back, Manual Seat
10									BOLT
	4882 903	4						CL	Power Seat
		4						EL	Power Seat
		4						F5	Power Seat
		4						FL	Power Seat
		4						GL	Power Seat
11									BOLT, Recliner To Cushion, Front Seat
	4796 793	4						CL	
		4						EL	
		4						F5	
		4						FL	
		4						GL	
12									RECLINER, Seat Back
	4864 861	1						CL	With Memory, Power Seat,Driver
	4856 748	1						CL	Power Seat
		1						EL	Power Seat,Right
	4856 749	1						EL	Power Seat,Left
	4796 714	1						F5	Includes Handle, Manual Seat, Right
	4796 715	1						F5	Includes Handle, Manual Seat,Left
	4856 748	1						FL	Power Seat,Right
	4856 749	1						FL	Power Seat,Left
	4856 748	1						GL	Power Seat,Right
	4856 749	1						GL	Power Seat,Left
13									BOLT, Shoulder, I.B.-Back To Cushion-Pivot
	4797 554	2						CL	
		2						EL	
		2						F5	
		2						FL	

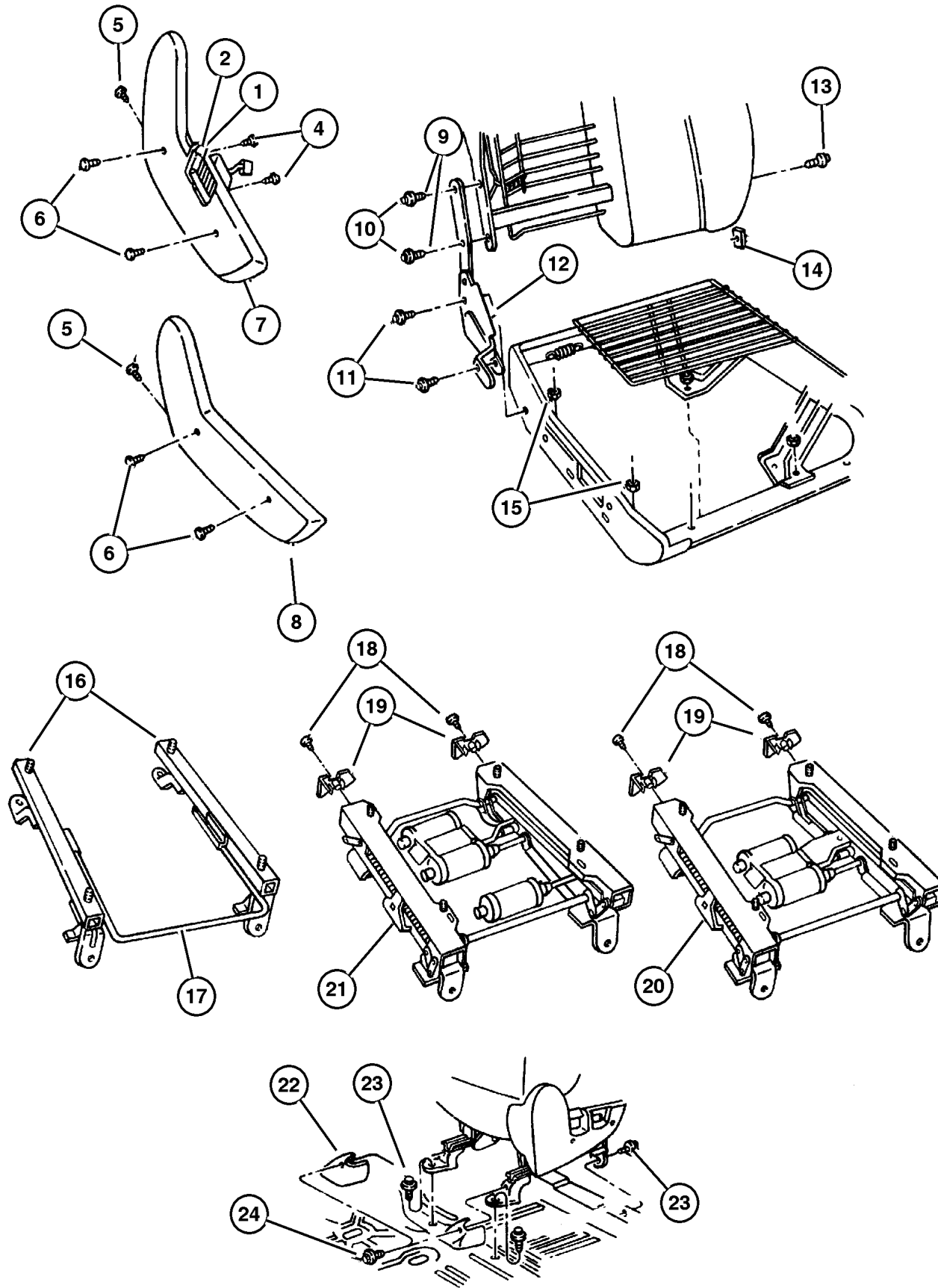
JEEP GRAND CHEROKEE (ZJ)

SERIES	LINE	BODY	ENGINE	TRANSMISSION
L = Low Line	J = 4WD T = 2WD	74 = 4 Door	ERH, ER0 = 4.0L Power Tech I-6. ELF, EL0 = 5.2L V8 MPI EML, EM0 = 5.9L V8 MPI	DGW = 4 Speed Auto. 44RE DGK = 4 Speed Auto. 42RE DGT = 4 Speed Auto. 46RE DGO = All Speed Auto.

AR = Use as required - = Non illustrated part # = New this model year

October 20, 2004

**Recliner And Seat Track Front Seat
Figure IZJ-810**



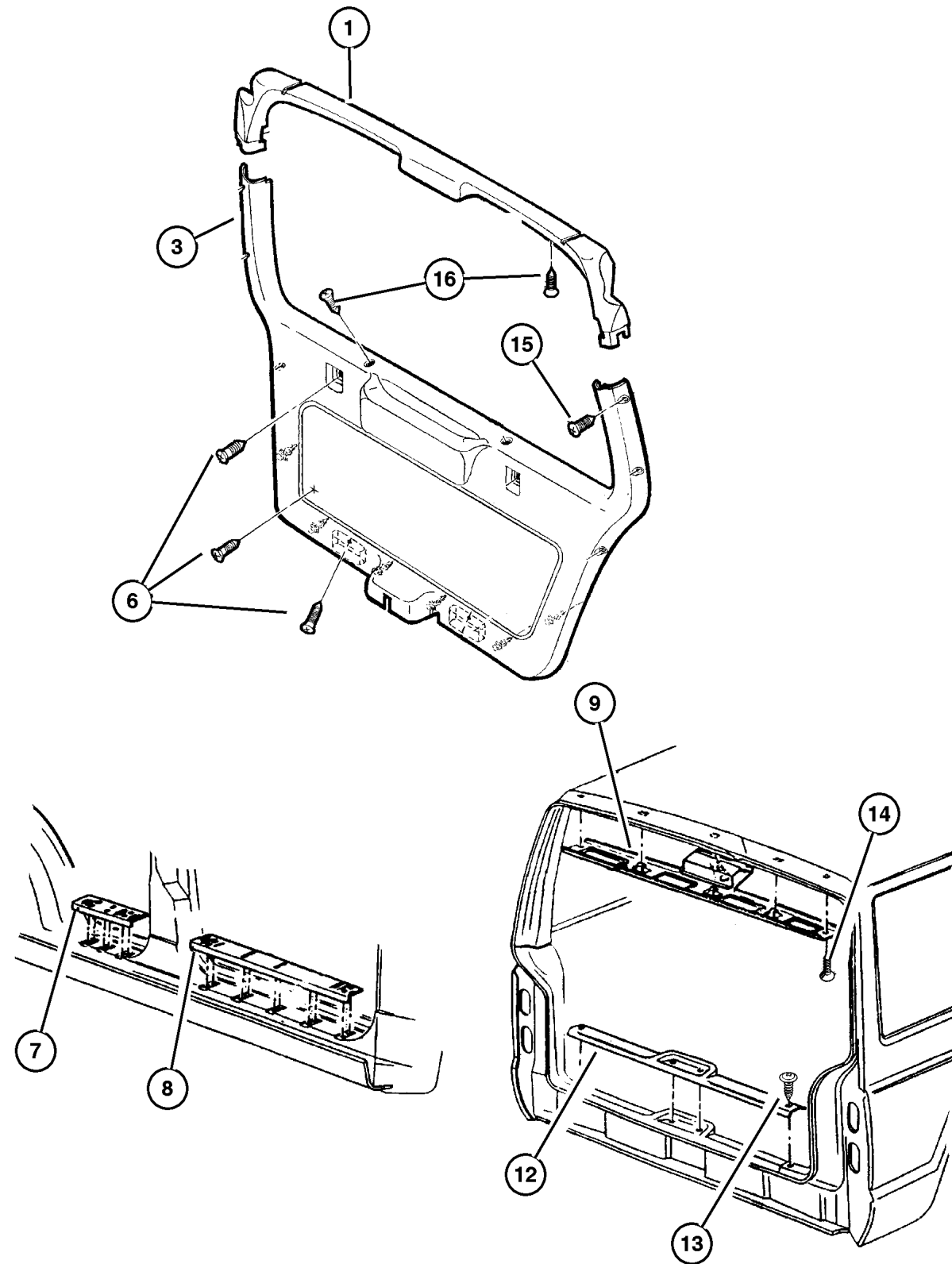
ITEM	PART NUMBER	QTY	LINE	SERIES	BODY	ENGINE	TRANS	TRIM	DESCRIPTION
		2						GL	
14	4713 982	2						CL	U-NUT, Seat Back, Frame
		2						EL	
		2						F5	
		2						FL	
		2						GL	
15	5101 925AA	8						O0	NUT, Seat Adjuster To Cushion
16									ADJUSTER, Manual Seat
	4856 551	1						F5	Passenger Inboard
	4856 552	1						F5	Passenger Outboard
	4856 553	1						F5	Driver, Inboard
	4856 554	1						F5	Driver, Outboard
17									HANDLE, Seat Release
	4713 930	1						F5	
	4773 930	1						FL	
		1						GL	
		1						EL	
		1						CL	
18									SCREW, (NOT SERVICED) (Not Serviced)
19									SHIELD, Seat Adjuster
	4723 888	2						CL	Driver, Inboard, Passenger Outboard
	4723 889	2						CL	Driver, Outboard, Passenger Inboard
	4723 888	2						EL	Driver, Inboard, Passenger Outboard
	4723 889	2						EL	Driver, Outboard, Passenger Inboard
	4723 888	2						F5	Driver, Inboard, Passenger Outboard
	4723 889	2						F5	Driver, Outboard, Passenger Inboard
		2						FL	Driver, Outboard, Passenger Inboard
		2						GL	Driver, Outboard, Passenger Inboard
	4723 888	2						GL	Driver, Inboard, Passenger Outboard
20									ADJUSTER, Power Seat, Includes Motor Without Memory
	4856 752	1						CL	Right
		1						EL	Right
	4897 350AA	1						EL	One Electrical Connector on Horizontal Motor, Left
	4856 752	1						F5	Right
	4897 350AA	1						F5	One Electrical Connector on Horizontal Motor, Left
	4856 752	1						FL	Right
	4897 350AA	1						FL	One Electrical Connector on Horizontal Motor, Left

JEEP GRAND CHEROKEE (ZJ)
 SERIES LINE BODY ENGINE TRANSMISSION
 L = Low Line J = 4WD 74 = 4 Door ERH, ER0 = 4.0L Power Tech I-6. DGW = 4 Speed Auto. 44RE
 T = 2WD ELF, EL0 = 5.2L V8 MPI DGK = 4 Speed Auto. 42RE
 EML, EM0 = 5.9L V8 MPI DGT = 4 Speed Auto. 46RE
 DG0 = All Speed Auto.

AR = Use as required - = Non illustrated part # = New this model year

October 20, 2004

**Panels, Liftgate And Scuff Plate
Figure IZJ-1010**



ITEM	PART NUMBER	QTY	LINE	SERIES	BODY	ENGINE	TRANS	TRIM	DESCRIPTION
1									PANEL, Liftgate
	5FB8 1SAZ	1						O0	[AZ], Without Flipper Backlite
	5FB8 1SC3	1						O0	[C3], Without Flipper Backlite
	5FB8 1ST6	1						O0	[TJ, T6], Without Flipper Backlite
	5FC7 2SAZ	1						O0	[AZ], With Flipper Backlite
	5FC7 2SC3	1						O0	[C3], With Flipper Backlite
	5FC7 2ST6	1						O0	[TJ, T6], With Flipper Backlite
-2	6504 188	2						O0	PIN, Push
3									PANEL, Liftgate Lower
	5EZ5 0SAZ	1						O0	[AZ]
	5EZ5 0SC3	1						O0	[C3]
	5EZ5 0ST6	1						O0	[TJ, T6]
-4	3420 2599	2						O0	FASTENER, Trim Panel Attaching
-5	6502 991	4						O0	FASTENER, M7.1 Hole Push In
6	6032 723	2							SCREW, Self Tapping, M4.2x1.69x19.05, Trim Panel Attaching
7									PLATE, Rear Door Scuff
	5503 0746	1							Right
	5503 0747	1							Left
8									PLATE, Front Door Scuff
	5503 0744	1							Right
	5503 0745	1							Left
9	5FM3 9SAZ	1						O0	PANEL, Liftgate, Liftgate Opening
									Upper (includes lamp assembly with bulb, louvers and clips), Paint as Required
-10	5CU0 0SAZ	4						O0	LOUVER, Liftgate, Liftgate Opening
									Moulding, Paint as Required
-11	L000 0561	1							BULB, 561, Liftgate Opening
									Moulding Lamp
12									PANEL, Liftgate Opening
	5DG7 1SAZ	1						O0	[AZ], Lower
	5DG7 1SC3	1						O0	[C3], Lower
	5DG7 1ST6	1						O0	[TJ, T6], Lower
13	6033 718	4							SCREW, Tapping, .19-16x.625
14	0153 459	2							SCREW, Oval Head, .164-18x1
15	0154 792	6							SCREW, .164-18x1.00
16									SCREW, M4.2x1.41x52.80, (NOT SERVICED) (Not Serviced)
-17	5521 6485	1							INSULATION, liftgate, Water Shield

JEEP GRAND CHEROKEE (ZJ)

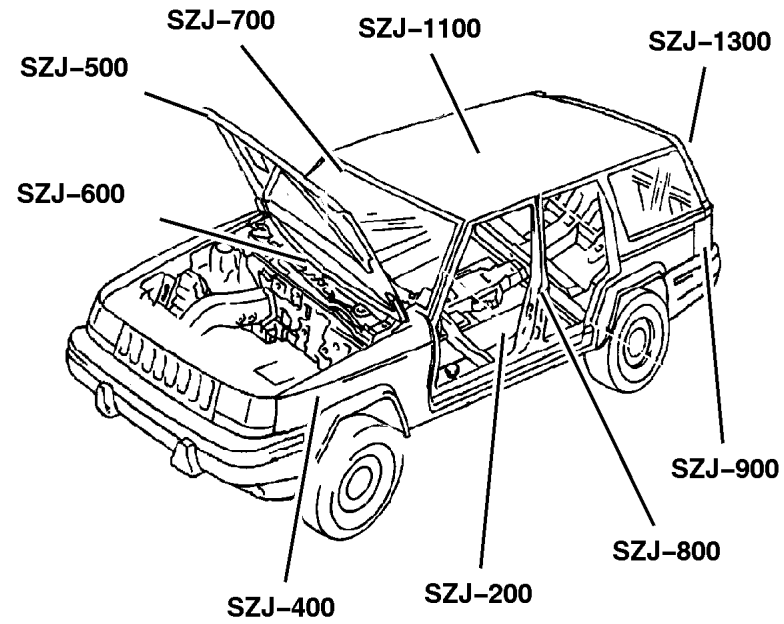
SERIES	LINE	BODY	ENGINE	TRANSMISSION
L = Low Line	J = 4WD T = 2WD	74 = 4 Door	ERH, ER0 = 4.0L Power Tech I-6. ELF, EL0 = 5.2L V8 MPI EML, EM0 = 5.9L V8 MPI	DGW = 4 Speed Auto. 44RE DGK = 4 Speed Auto. 42RE DGT = 4 Speed Auto. 46RE DGO = All Speed Auto.

AR = Use as required - = Non illustrated part # = New this model year

October 20, 2004

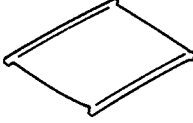

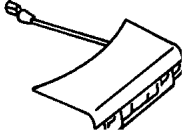

Group – SZJ

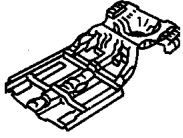





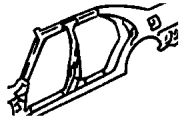
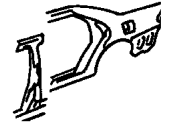
Body Sheet Metal Except Doors



Group – SZJ

Body Sheet Metal Except Doors

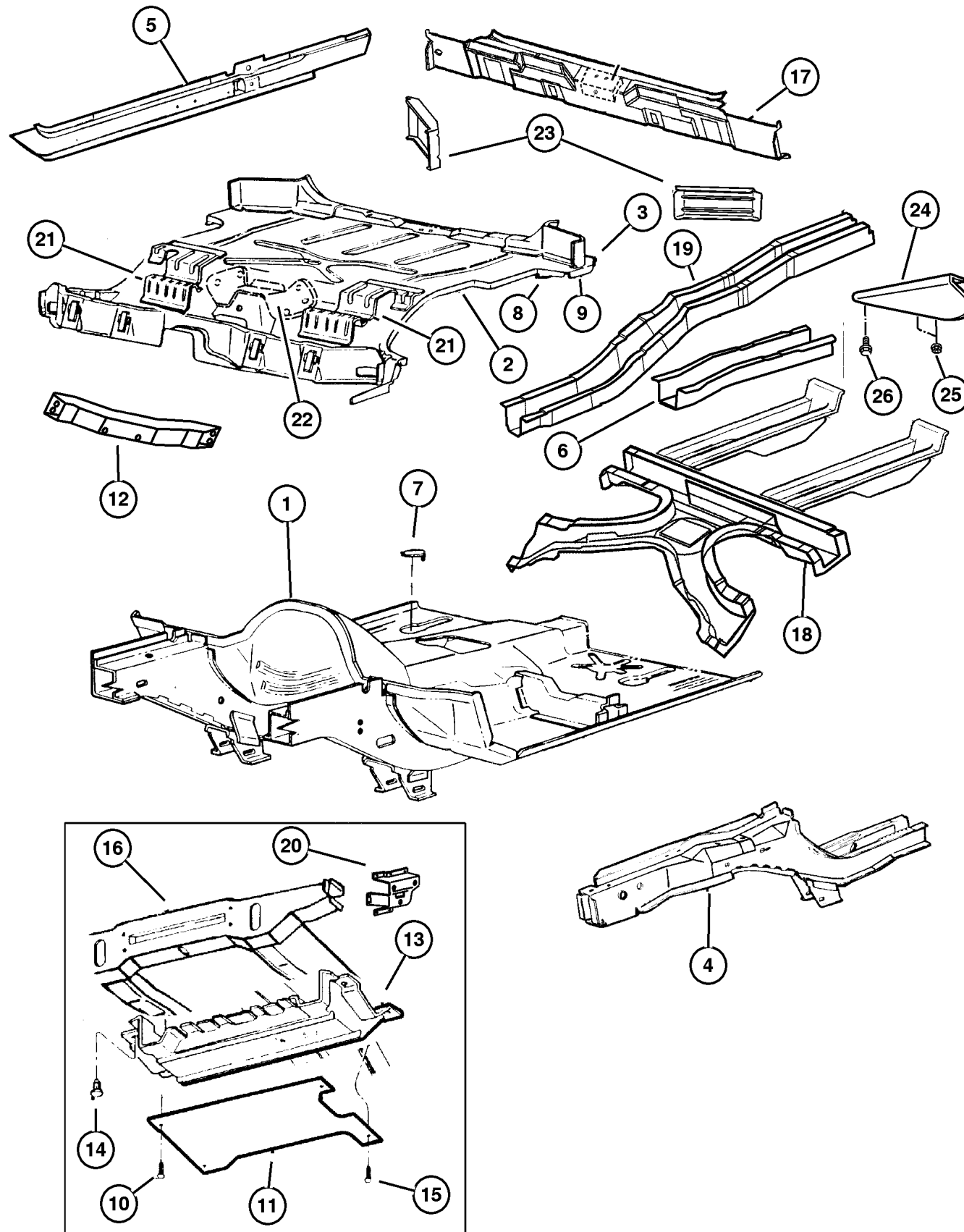
<p>SZJ-1100 Roof Panels</p> 	<p>SZJ-1200 Sunroof</p> 	<p>SZJ-1300 Liftgate Panel</p> 	<p>SZJ-1600 Luggage Rack</p> 
--	--	---	---

<p>SZJ-200 Floor Pans</p> 	<p>SZJ-300 Plugs</p> 	<p>SZJ-400 Front Fenders</p> 	<p>SZJ-500 Hood and Hood Release</p> 
<p>SZJ-600 Cowl and Dash Panel</p> 	<p>SZJ-700 Glass and Rear View Mirror</p> 	<p>SZJ-800 Aperture Panel</p> 	<p>SZJ-900 Quarter Panel and Pillars</p> 

GROUP SZJ - Body Sheet Metal Except Doors

Illustration Title	Group-Fig. No.
Floor Pans	
Pans, Floor	Fig. SZJ-210
Front End Skid Plates	Fig. SZJ-220
Plugs	
Plugs, Body	Fig. SZJ-310
Front Fenders	
Fenders, Front	Fig. SZJ-410
Panels, Front End Inner And Wheelhouse	Fig. SZJ-420
Hood and Hood Release	
Hood, Latch And Hinges	Fig. SZJ-510
Cowl and Dash Panel	
Panels, Cowl And Dash	Fig. SZJ-610
Glass and Rear View Mirror	
Glass, Windshield, Quarter And Rear View Mirror	Fig. SZJ-710
Glass, Backlite	Fig. SZJ-720
Aperture Panel	
Panels, Body Side	Fig. SZJ-810
Quarter Panel and Pillars	
Panels, Rear Quarter	Fig. SZJ-910
Roof Panels	
Panels, Roof	Fig. SZJ-1110
Sunroof	
Sunroof Component Parts	Fig. SZJ-1210
Liftgate Panel	
Lift Door, Latch And Hinges	Fig. SZJ-1310
Luggage Rack	
Roof Rack, Laredo, Limited	Fig. SZJ-1610
Roof Rack, Limited 5.9 Package	Fig. SZJ-1620

Pans, Floor Figure SZJ-210



ITEM	PART NUMBER	QTY	LINE	SERIES	BODY	ENGINE	TRANS	TRIM	DESCRIPTION
1	5529 6104	1							PAN, Floor, Front
2	4886 037AB	1							PAN, Rear Floor
3	5503 1440	1							BRACE, Liftgate Opening To Floor Right
	5503 1441	1							Left
4	4746 172	1							PANEL, Sill Right,Front
	4746 173	1							Left,Front
5	5529 5740	1							SILL, Body Side Right
	5529 5741	1							Left
6	5523 4743	2							PANEL, Sill, Center
7	4586 055	18							PLUG, Floor Pan
8	5600 6276	2							PLUG, Body, 44.45mm X 31.75mm
9	5507 5527	2							PLUG, Sunroof Drain Hose, With Valve
10									RETAINER, (NOT SERVICED) (Not Serviced)
11	5534 6021	1							SHIELD, Splash, Underbody
12	5205 8765	1							CROSSMEMBER, Transmission
13	5503 5951	1							DEFLECTOR, Radiator, Lower
14	6503 221	4							PIN, Air Deflector
15	6030 441	1							PIN, Retainer, Radiator Baffle
16	5525 5200	1							CROSSMEMBER, Front Suspension, Front Lower
17	4741 365	1							SIDEMEMBER, Floor, Rear
18	4883 958AA	1							SIDEMEMBER, Floor, Fuel Tank
19	4796 684	1							SILL, Rear Right
	4796 685	1							Left
20	5503 2816	1							BRACKET, Fascia to Fender Right
	5503 2817	1							Left
21	5525 4989	2							STRIKER, Seat Cushion Latch
22	5525 5813	2							REINFORCEMENT, Seat Belt Anchor
23	5503 4314	1							REINFORCEMENT, Sill Right
	5503 4315	1							Left
24	52059 128AA	1							PLATE, Tow Hook
25	6100 056	2							NUT AND WASHER, Hex, M12x1.75
26	6101 102	2							BOLT, Hex Head, M12x1.75x45

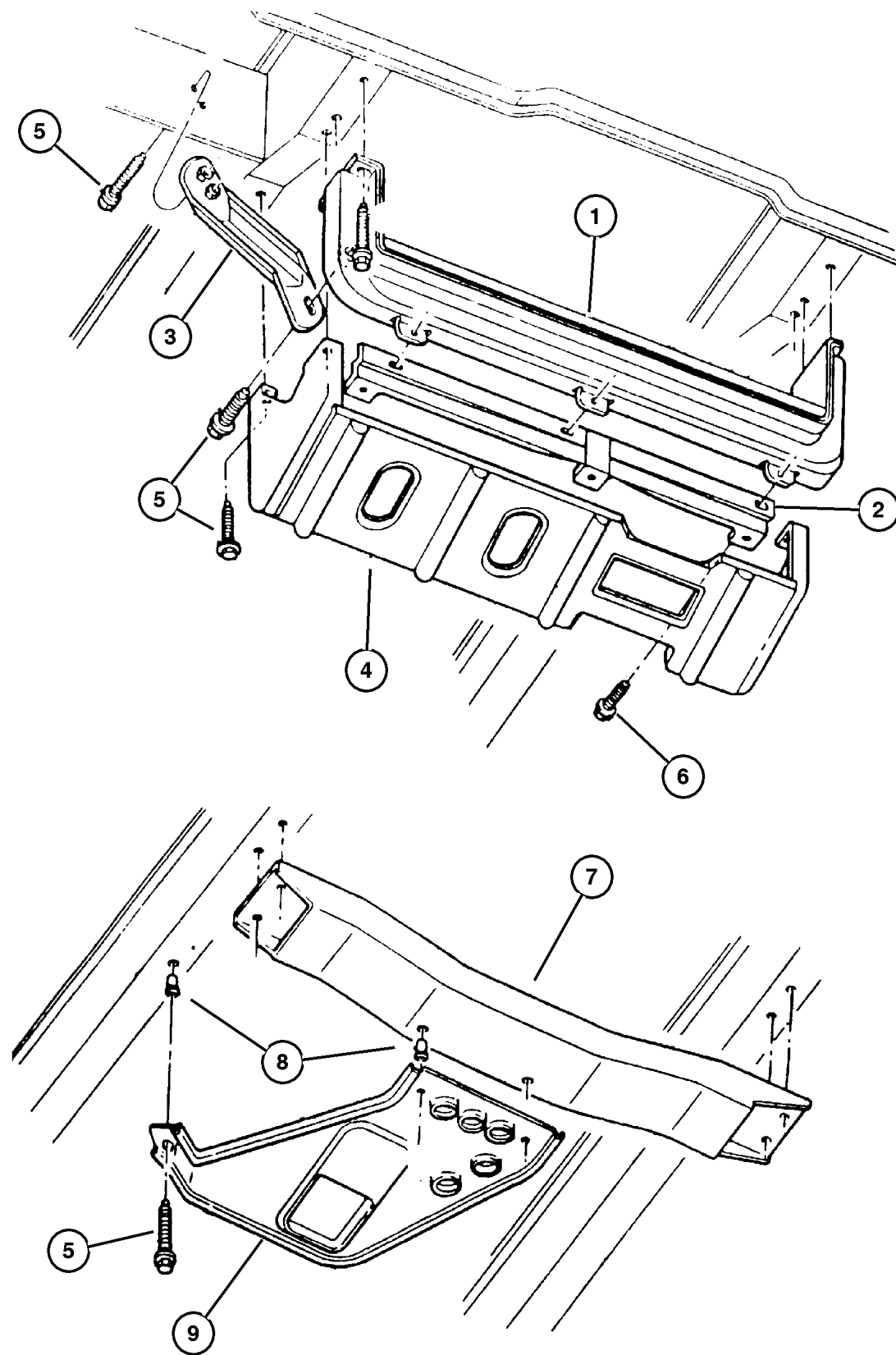
JEEP GRAND CHEROKEE (ZJ)

SERIES	LINE	BODY	ENGINE	TRANSMISSION
L = Low Line	J = 4WD T = 2WD	74 = 4 Door	ERH, ER0 = 4.0L Power Tech I-6. ELF, EL0 = 5.2L V8 MPI EML, EM0 = 5.9L V8 MPI	DGW = 4 Speed Auto. 44RE DGK = 4 Speed Auto. 42RE DGT = 4 Speed Auto. 46RE DGO = All Speed Auto.

AR = Use as required - = Non illustrated part # = New this model year

October 20, 2004

Front End Skid Plates Figure SZJ-220



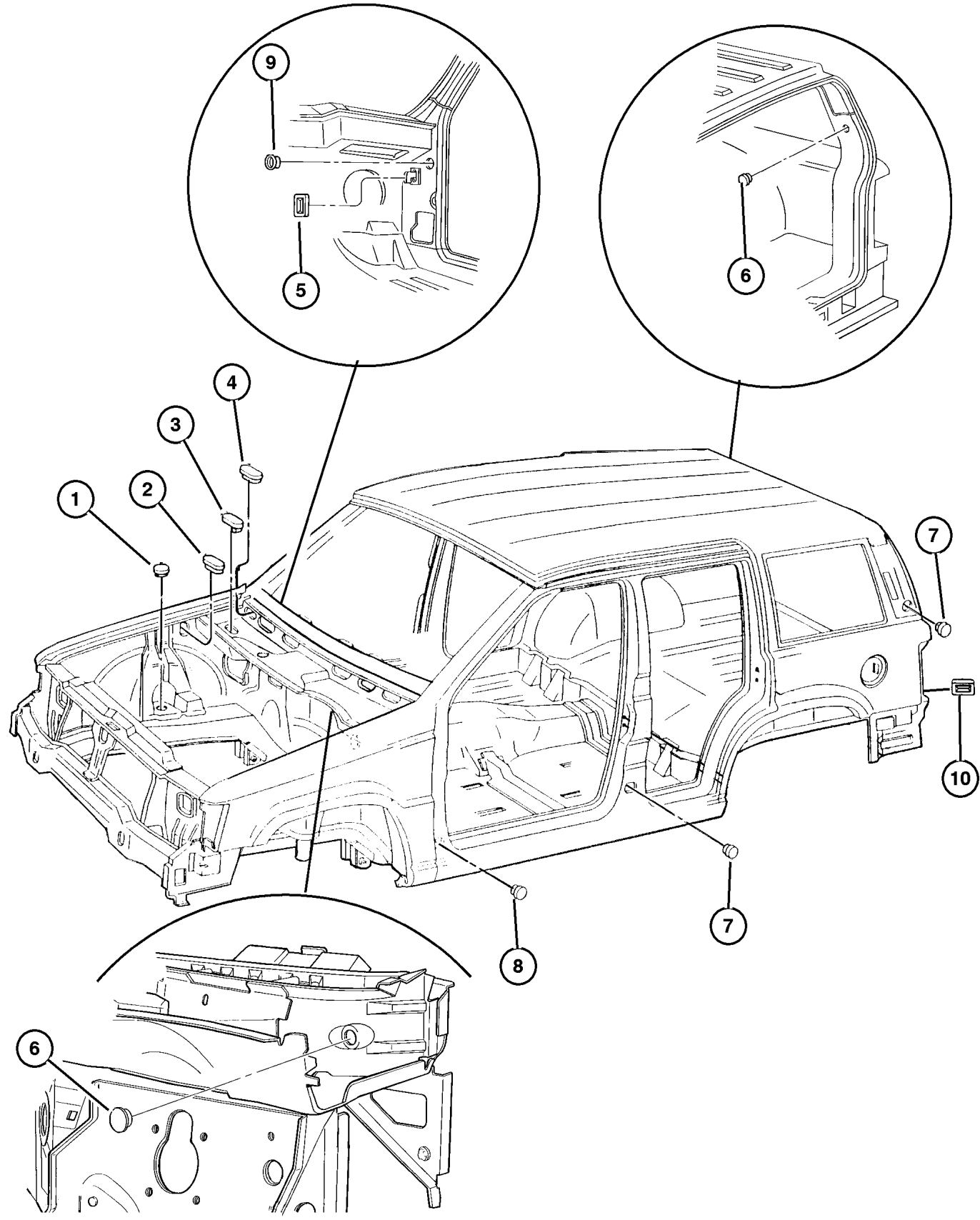
ITEM	PART NUMBER	QTY	LINE	SERIES	BODY	ENGINE	TRANS	TRIM	DESCRIPTION
1	5205 8196	1							CROSSMEMBER, Radiator, Lower
2	5205 8271	1							BRACKET, Fascia
3									SUPPORT, Headlamp Panel
	5205 7506	1							Right
	5205 7507	1							Left
4	8220 1700	1	J						PLATE PACKAGE, Skid - Front
5									SCREW, M10x1.5x35, (NOT SERVICED) (Not Serviced)
6									SCREW, (NOT SERVICED) (Not Serviced)
7	5205 8765	1							CROSSMEMBER, Transmission
8	6502 662	3	J						NUT, Insert, M10x1.5x17.5
9	5205 8876	1	J						SKID PLATE, Support

JEEP GRAND CHEROKEE (ZJ)				
SERIES	LINE	BODY	ENGINE	TRANSMISSION
L = Low Line	J = 4WD T = 2WD	74 = 4 Door	ERH, ER0 = 4.0L Power Tech I-6. ELF, EL0 = 5.2L V8 MPI EML, EM0 = 5.9L V8 MPI	DGW = 4 Speed Auto. 44RE DGK = 4 Speed Auto. 42RE DGT = 4 Speed Auto. 46RE DGO = All Speed Auto.

AR = Use as required - = Non illustrated part # = New this model year

October 20, 2004

Plugs, Body Figure SZJ-310



ITEM	PART NUMBER	QTY	LINE	SERIES	BODY	ENGINE	TRANS	TRIM	DESCRIPTION
1	4084 000	4							PLUG, Hood
2	6004 507	2							PLUG, Body, 25.4mm x 38.1mm, Rubber Cowl Side
3	4586 055	1							PLUG, Floor Pan, Plenum
4	5500 2368	1							PLUG, Door Latch, Oval
5	5529 5694	2							PLUG, Sealing, Cowl Side, Rectangular
6	2860 332	2							PLUG, Anti-Rattle, [D] Pillar
7	3420 2804	4							PLUG, Body, .638 x .717 Plastic, Oval
8	4780 194	2							PLUG, Round
9	5525 4958	1							PLUG, Sealing
10	5600 6276	2							PLUG, Body, 44.45mm X 31.75mm, Rear Quarter Panel, Without Trailer Harness

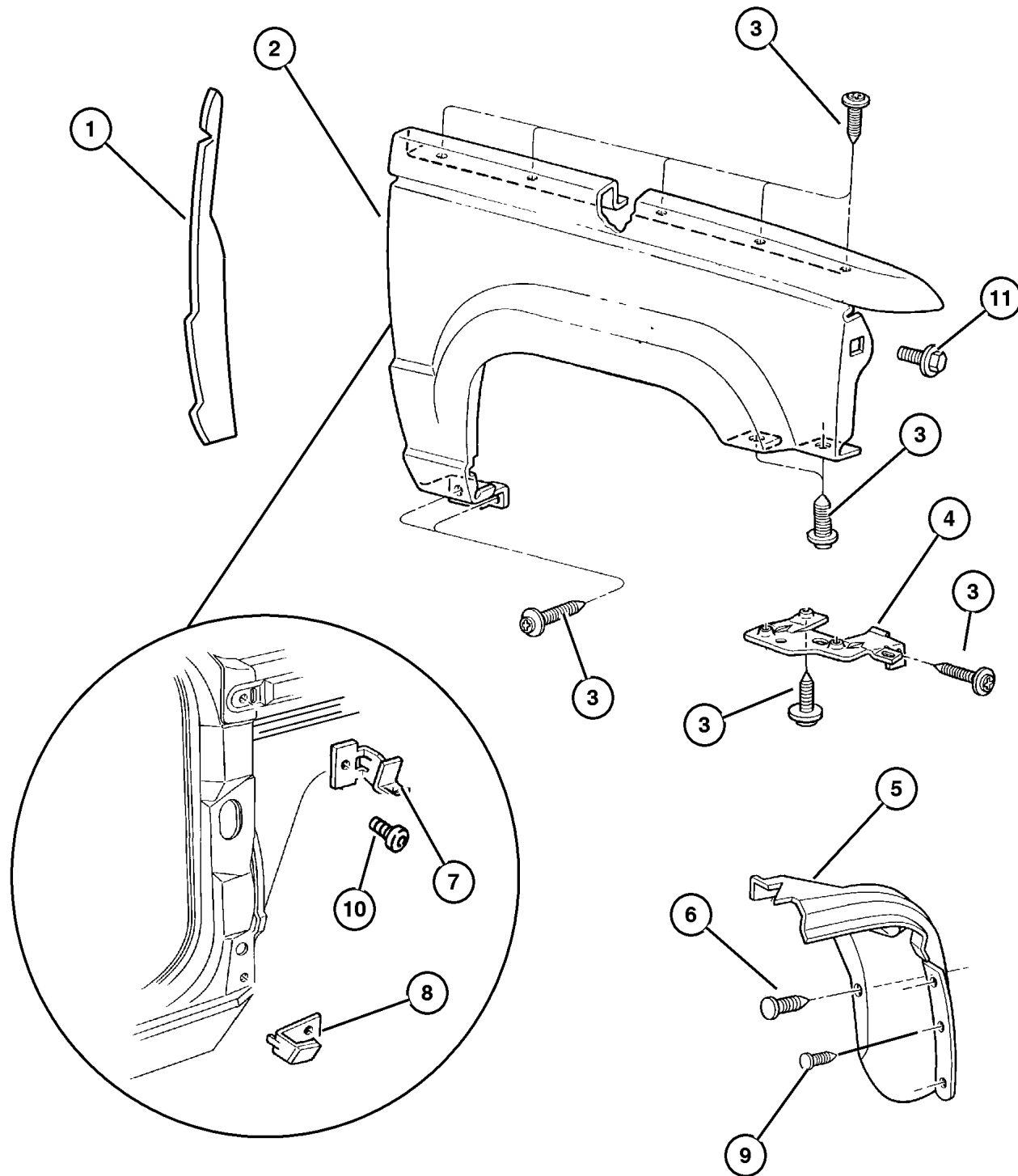
JEEP GRAND CHEROKEE (ZJ)				
SERIES	LINE	BODY	ENGINE	TRANSMISSION
L = Low Line	J = 4WD T = 2WD	74 = 4 Door	ERH, ER0 = 4.0L Power Tech I-6. ELF, EL0 = 5.2L V8 MPI EML, EM0 = 5.9L V8 MPI	DGW = 4 Speed Auto. 44RE DGK = 4 Speed Auto. 42RE DGT = 4 Speed Auto. 46RE DGO = All Speed Auto.

AR = Use as required - = Non illustrated part # = New this model year

October 20, 2004

Fenders, Front Figure SZJ-410

ITEM	PART NUMBER	QTY	LINE	SERIES	BODY	ENGINE	TRANS	TRIM	DESCRIPTION
1									SEAL, Fender To Cowl
	5513 4804	1							Right
	5513 4805	1							Left
2									FENDER
	5503 1834	1							Right
	5503 1835	1							Left
3	6503 686	18							SCREW, Torx Round Head, M6-1.0x20.0
4									BRACKET, Fender
	5503 3572	1							Right
	5503 3573	1							Left
5									LINER, Front Fender
	5529 5592	1							Right
	5529 5593	1							Left
6	6030 441	12							PIN, Retainer, Fender Liner to Panel
7									REINFORCEMENT, Fender
	5525 4798	1							Right,Upper Rear
	5525 4799	1							Left,Upper Rear
8									REINFORCEMENT, Fender
	5525 4660	1							Right,Lower Rear
	5525 4661	1							Left,Lower Rear
9	3420 1631	6							RIVET, M6.25x28 Black, Plastic
10	6503 187	4							SCREW, Round Head Tapping, M6x1x11, Attach Fender Reinforcement Bracket to Body
11	6101 777	3							SCREW, Hex Flange Head Tapping, M6x1.00x20.00, Attach Lamp to Crossmember



JEEP GRAND CHEROKEE (ZJ)

SERIES	LINE	BODY	ENGINE	TRANSMISSION
L = Low Line	J = 4WD T = 2WD	74 = 4 Door	ERH, ER0 = 4.0L Power Tech I-6. ELF, EL0 = 5.2L V8 MPI EML, EM0 = 5.9L V8 MPI	DGW = 4 Speed Auto. 44RE DGK = 4 Speed Auto. 42RE DGT = 4 Speed Auto. 46RE DGO = All Speed Auto.

AR = Use as required - = Non illustrated part # = New this model year

October 20, 2004

**Panels, Front End Inner And Wheelhouse
Figure SZJ-420**

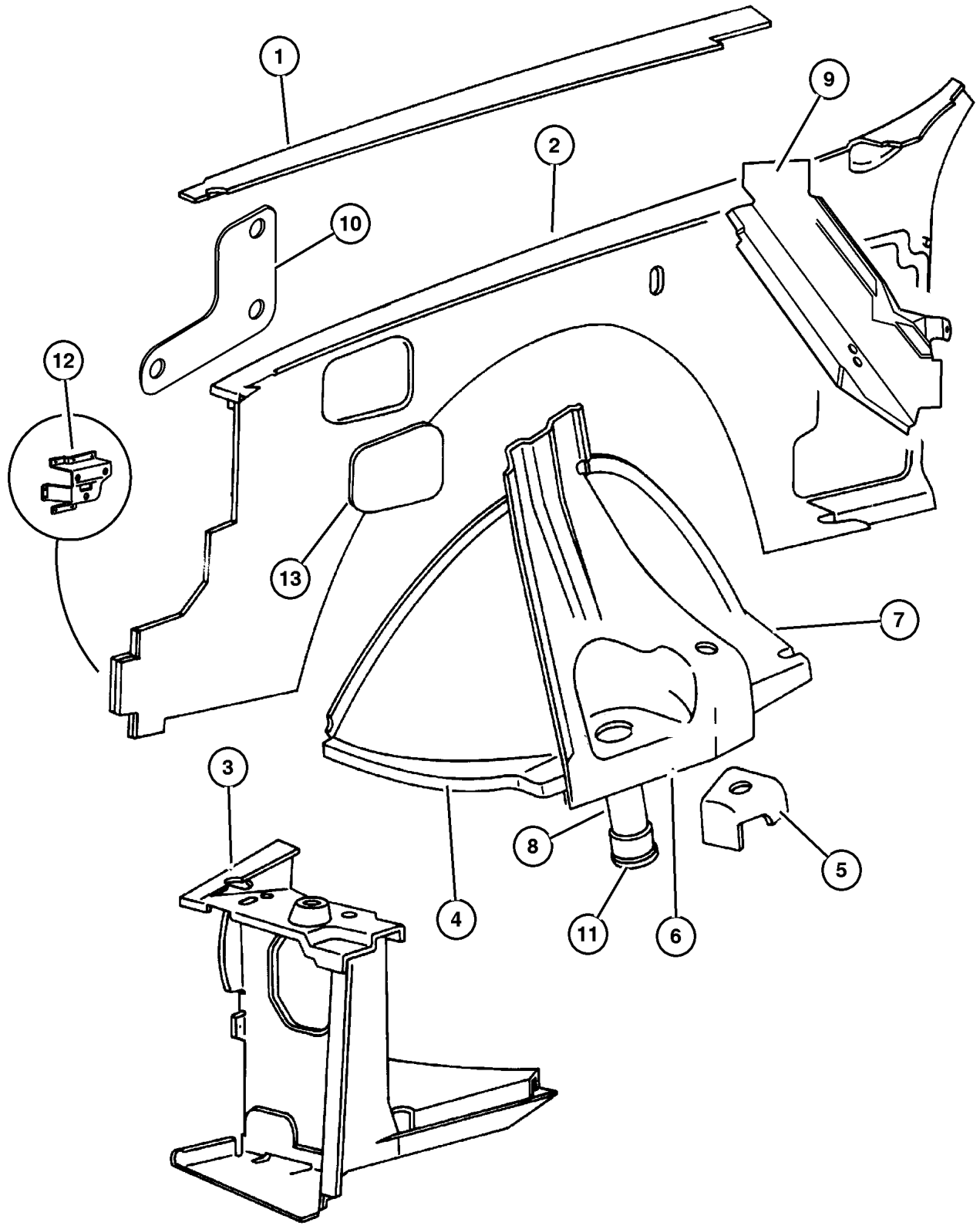
ITEM	PART NUMBER	QTY	LINE	SERIES	BODY	ENGINE	TRANS	TRIM	DESCRIPTION
1									REINFORCEMENT, Cowl Side
	5529 5888	1							Upper Right
	5529 5889	1							Upper Left
2									PANEL, Cowl Side
	5529 6114	1							Right
	5529 6115	1							Left
3									PANEL, Radiator Side
	5529 6108	1							Right
	5529 6109	1							Left
4									PANEL, Front Wheelhouse
	5503 1509	1							Left
	55033 612AB	1							Right
5									REINFORCEMENT, Spring and
									Shock
	5503 1838	1							Right
	5503 1839	1							Left
6									SUPPORT, Front Suspension
	55254 567AB	1							Left
	5529 5730	1							Right
7									WHEELHOUSE, Front Inner
	5529 6080	1							Rear Right
	5503 2511	1							Rear Left
8	5525 5050	2							GUIDE, Front Spring, Consist of Guide and Reinforcement, Outer
9									REINFORCEMENT, Cowl Side
	5503 3348	1							Lower Right
	5503 3349	1							Lower Left
10	5525 4583	1							TAPPING PLATE, Hood Release, To Cowl Side, Left Only
11									CUP, Jounce Bumper
	5208 7635	2	J		74				Front Axle Jounce Bumper
		2	T		74				Front Axle Jounce Bumper
12									BRACKET, Fascia to Fender
	5503 2816	1							Right
	5503 2817	1							Left
13	5529 5760	1							COVER, Cowl Side
-14									BUMPER, Jounce
	5208 7992	2	J		74				Front
		2	T		74				Front
-15	6504 425	2							SCREW AND WASHER, M10x1. 50x35, Attach Front Jounce Bumper

JEEP GRAND CHEROKEE (ZJ)

SERIES	LINE	BODY	ENGINE	TRANSMISSION
L = Low Line	J = 4WD T = 2WD	74 = 4 Door	ERH, ER0 = 4.0L Power Tech I-6. ELF, EL0 = 5.2L V8 MPI EML, EM0 = 5.9L V8 MPI	DGW = 4 Speed Auto. 44RE DGK = 4 Speed Auto. 42RE DGT = 4 Speed Auto. 46RE DGO = All Speed Auto.

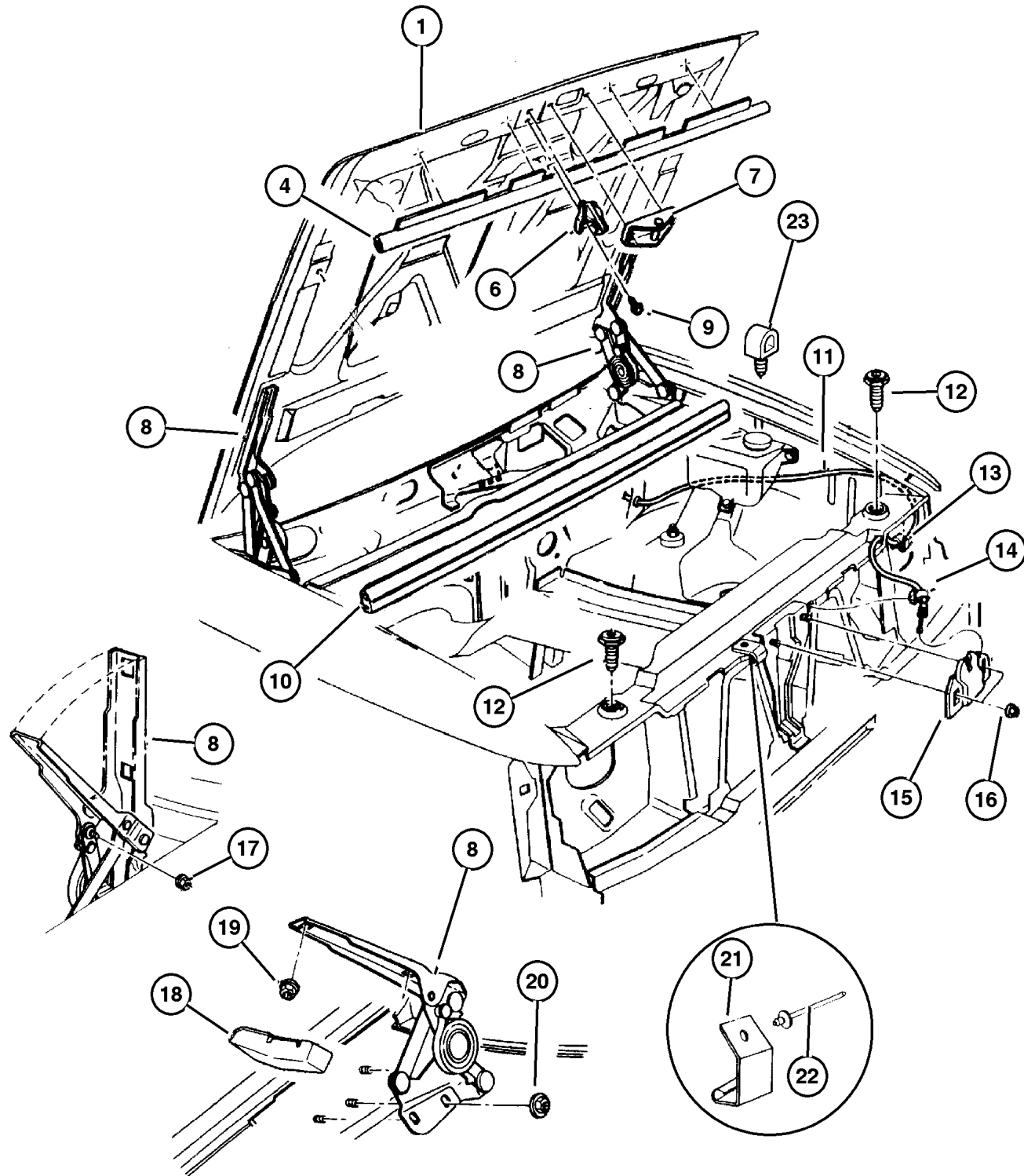
AR = Use as required - = Non illustrated part # = New this model year

October 20, 2004



Hood, Latch And Hinges Figure SZJ-510

ITEM	PART NUMBER	QTY	LINE	SERIES	BODY	ENGINE	TRANS	TRIM	DESCRIPTION
1	5529 5753	1							HOOD
-2	5521 5330	1							INSULATION, Hood
-3	6003 351	16							RETAINER, Hood Insulation, .415x.690
4	5503 5971	1							SEAL, Hood
-5	6031 321	6							PIN, Retainer, Push-in, Serviced With Seal
6	5507 5322	1							CATCH, Hood Safety, Secondary
7	5507 5754	1							STRIKER, Hood Latch
8									HINGE, Hood
	5507 5960	1							Right
	5507 5961	1							Left
9	6502 064	1							SCREW, Tapping, M6x1x20, Catch Assembly
10	5503 0432	1							SEAL, Hood To Plenum
11	5507 6109	1							CABLE, Hood Lock Release
12	4103 165	2							BUMPER, Hood, Crossmember Hood Slam
13	6502 784	1							CLIP, Latch
14	3420 1966	1							CLIP, Latch
15	5507 5323	1							LATCH, Hood
16	6503 664	2							NUT AND WASHER, Hex Nut-Coned Washer, M6 x 1.00
17									NUT, M8x1.25, (NOT SERVICED) (Not Serviced)
18									SEAL, Hood To Plenum
	5513 5118	1							Right
	5513 5119	1							Left
19	6100 051	4							NUT AND WASHER, Hex Nut-Coned Washer, M8 x 1.25
20	6101 445	6							NUT AND WASHER, Hex Nut-Coned Washer, M8 x 1.25
21	5503 2768	1							SKID PLATE, Secondary Hood Catch
22	6500 787	1							RIVET, M5x11.30
23	5525 4775	2							BUMPER, Hood

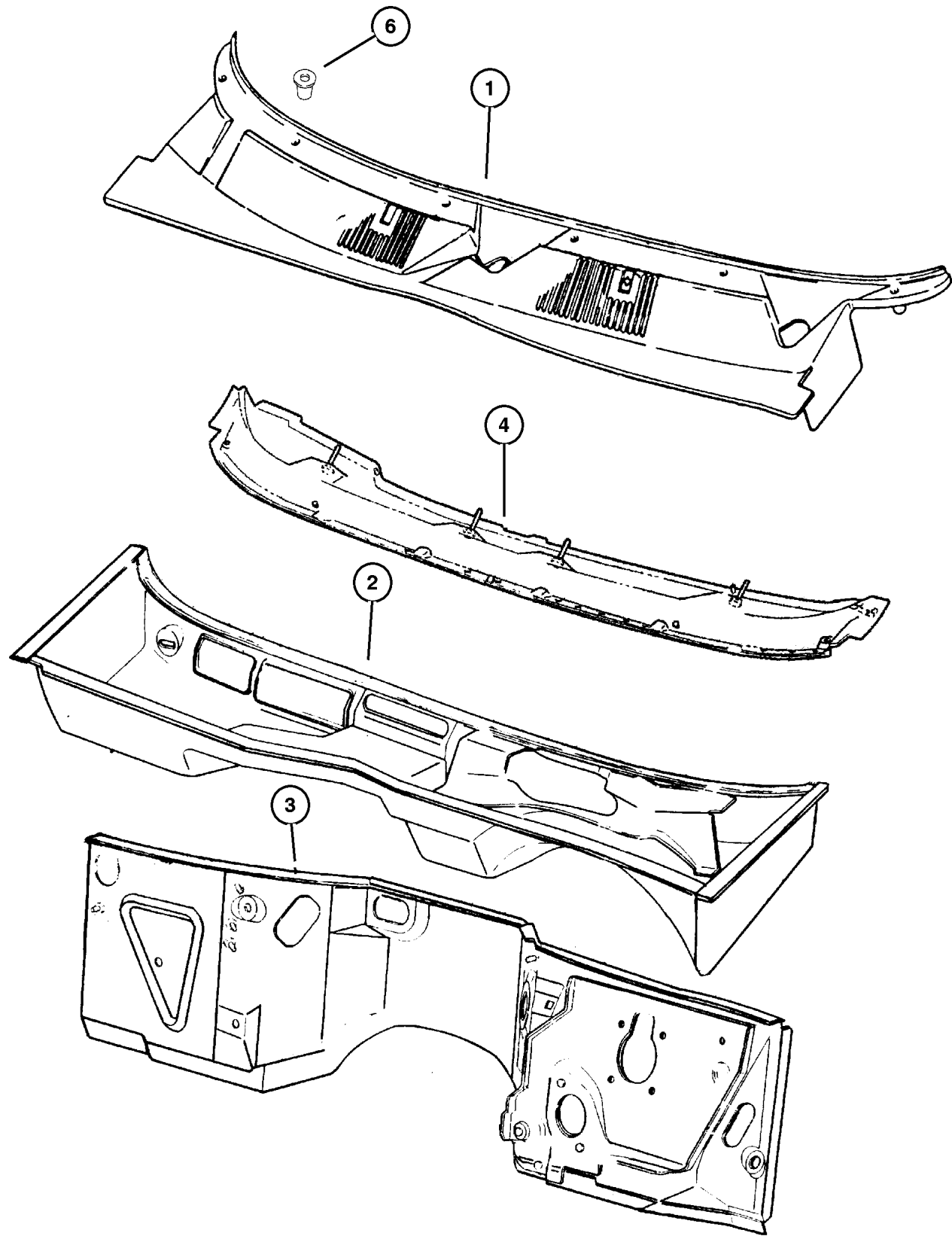


JEEP GRAND CHEROKEE (ZJ)
 SERIES LINE BODY ENGINE TRANSMISSION
 L = Low Line J = 4WD 74 = 4 Door ERH, ER0 = 4.0L Power Tech I-6. DGW = 4 Speed Auto. 44RE
 T = 2WD ELF, EL0 = 5.2L V8 MPI DGK = 4 Speed Auto. 42RE
 EML, EM0 = 5.9L V8 MPI DGT = 4 Speed Auto. 46RE
 DG0 = All Speed Auto.

AR = Use as required - = Non illustrated part # = New this model year

October 20, 2004

**Panels, Cowl And Dash
Figure SZJ-610**



ITEM	PART NUMBER	QTY	LINE	SERIES	BODY	ENGINE	TRANS	TRIM	DESCRIPTION
1	5511 5794	1							COVER, Cowl Grille
2	55295 977AB	1							PANEL, Plenum Complete
3	5525 5198	1							PANEL, Dash, Dash
4	5529 6092	1							PANEL, Cowl Top
-5	5525 6031	2							SEAL, Panel
6	6503 339	6							NUT, Plastic, Attach Cover to Cowl Top

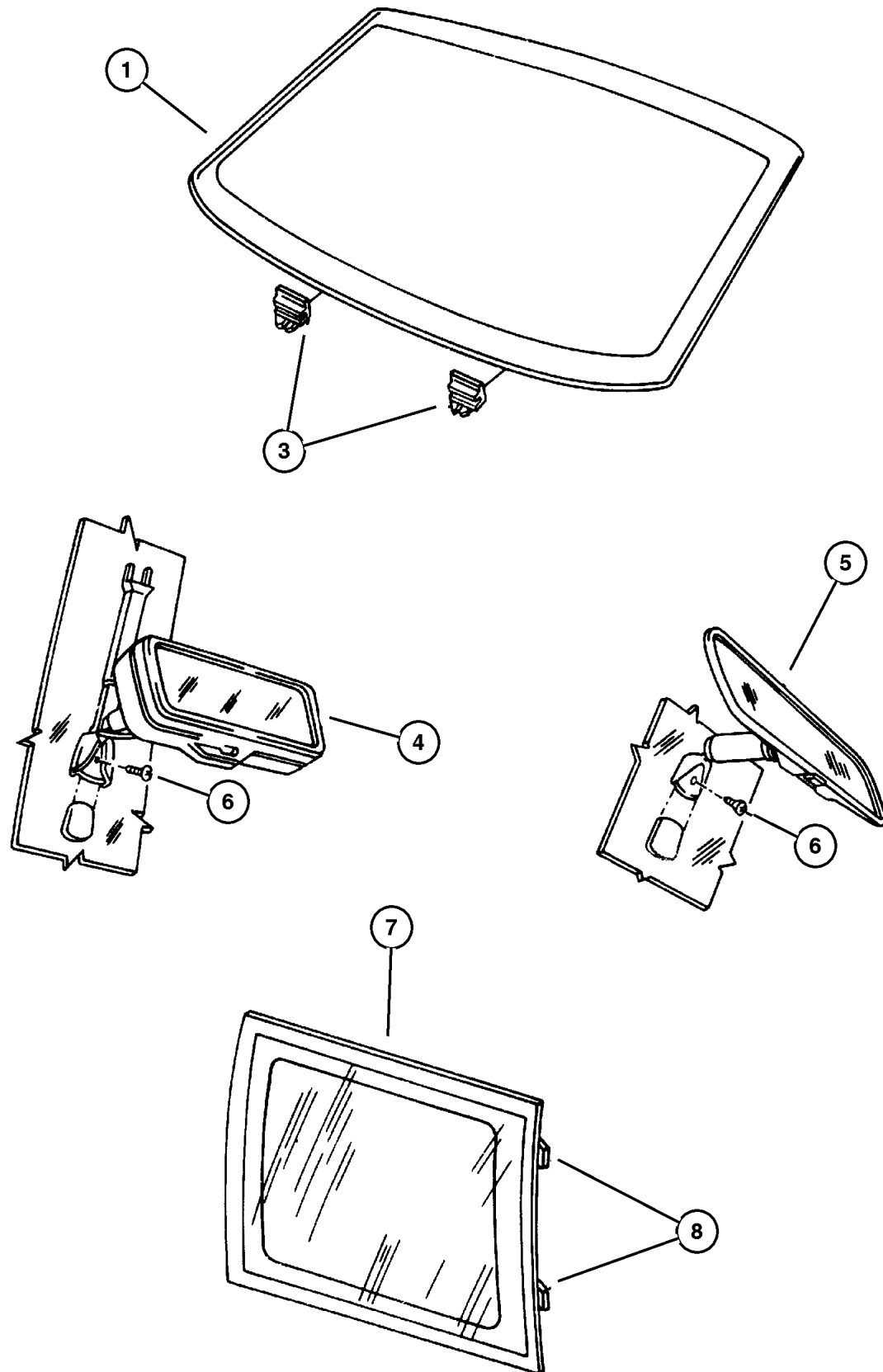
JEEP GRAND CHEROKEE (ZJ)

SERIES	LINE	BODY	ENGINE	TRANSMISSION
L = Low Line	J = 4WD T = 2WD	74 = 4 Door	ERH, ER0 = 4.0L Power Tech I-6. ELF, EL0 = 5.2L V8 MPI EML, EM0 = 5.9L V8 MPI	DGW = 4 Speed Auto. 44RE DGK = 4 Speed Auto. 42RE DGT = 4 Speed Auto. 46RE DGO = All Speed Auto.

AR = Use as required - = Non illustrated part # = New this model year

October 20, 2004

**Glass, Windshield, Quarter And Rear View Mirror
Figure SZJ-710**



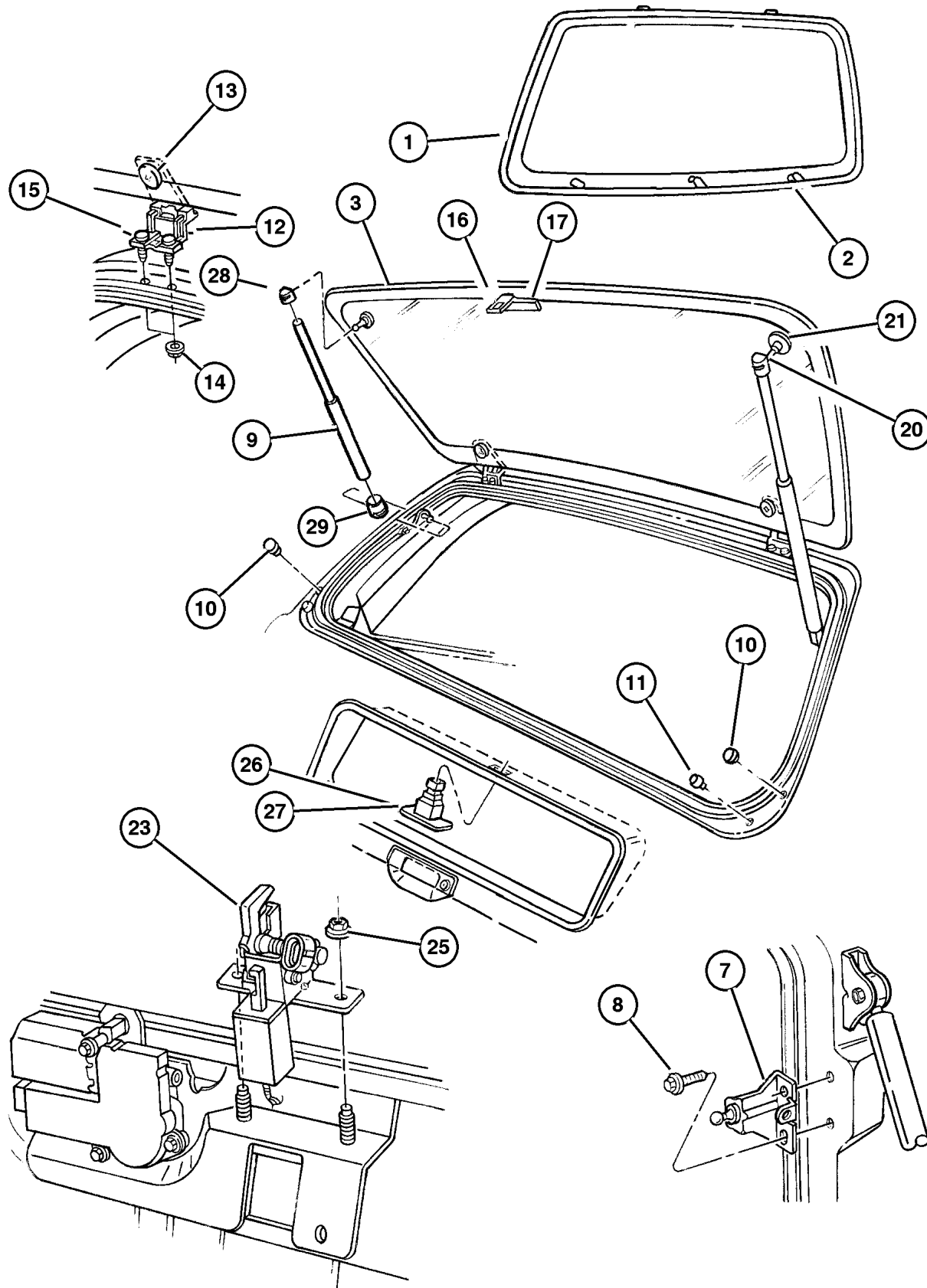
ITEM	PART NUMBER	QTY	LINE	SERIES	BODY	ENGINE	TRANS	TRIM	DESCRIPTION
1	5515 5077	1							WINDSHIELD
-2	5507 6401	1							BUTTON, Rear View Mirror
3	5527 5388	2							SPACER, Windshield
4	5515 5314	1							MIRROR, Inside Rear View, Electric
5	4299 325	1							MIRROR, Inside Rear View, Prismatic, Day Night
6	6031 094	1							SCREW, Pan Head Tapping, .19- 16x.375
7									GLASS, Quarter Window
	5513 5068	1							Tinted, Right
	5513 5069	1							Tinted, Left
	5525 5600	1							Sunscreen, Right
	5525 5601	1							Sunscreen, Left
8	6004 517	4							CLIP, Glass Retention

JEEP GRAND CHEROKEE (ZJ)			
SERIES	LINE	BODY	ENGINE
L = Low Line	J = 4WD T = 2WD	74 = 4 Door	ERH, ER0 = 4.0L Power Tech I-6. ELF, EL0 = 5.2L V8 MPI EML, EM0 = 5.9L V8 MPI
			TRANSMISSION
			DGW = 4 Speed Auto. 44RE DGK = 4 Speed Auto. 42RE DGT = 4 Speed Auto. 46RE DGO = All Speed Auto.

AR = Use as required - = Non illustrated part # = New this model year

October 20, 2004

**Glass, Backlite
Figure SZJ-720**



ITEM	PART NUMBER	QTY	LINE	SERIES	BODY	ENGINE	TRANS	TRIM	DESCRIPTION
1									BACKLITE, Fixed
	5525 6001	1							Tint, Heated
	5525 6010	1							Privacy, Heated
2	6004 502	4							CLIP, Glass Retention
3									BACKLITE, Flipper
	5515 4926	1							Tint, Heated
	5525 5587	1							Privacy, Heated
-4	5525 6063	1							LABEL, Flipper Glass, Gas Intrusion Warning
-5	55296 037AB	1							WEATHERSTRIP, Liftgate Glass, Flipper Glass
-6	4661 348	2							TERMINAL, Attach Heated Backlite
7									BALL STUD, Flipper Glass
	5507 5226	1							Right
	5507 5227	1							Left
8	6504 447	4							SCREW, Tapping, M5x.8x16
9	5507 6210	2							GAS CYLINDER, Liftgate Glass
10	3760 482	2							PLUG, Access Hole
11	5507 5377	2							BUMPER, Liftgate Glass
12									HINGE, Liftgate
	5507 5162	1							Right
	5507 5163	1							Left
13	5507 5164	4							GASKET, Liftgate Hinge
14									NUT AND WASHER, M5x.80, (NOT SERVICED) (Not Serviced)
15	6502 900	2							SCREW, Special Head, M6x1x12.7
16	5507 5170	1							STRIKER, Liftgate Glass
17	5507 5169	1							HANDLE, Liftgate
-18	5507 5220	1							GASKET, Remote Control Handle
-19	6035 479	2							SCREW AND WASHER
20	5507 5174	2							BALL STUD, Liftgate Glass, Cylinder to Glass
21	5529 5914	4							GASKET, Ball Stud
-22	6504 830AA	2							STUD, m6x1.00x17.00, To Ball Stud
23	4882 916	1							LATCH, Liftgate Glass, Less Switch, (56005640)
-24	4773 770	1							SCREW, Pan Head, M4x.7x4, To Switch
25	6500 284	4							NUT, Hex, M6x1.00, Attach Latch to Body Switch
26	5600 7022	1							SWITCH, Liftgate
27	5600 5640	1							SWITCH, Alarm and Cargo Lamp
28	5507 6299	2							CAP, Door Lock Cylinder, Small

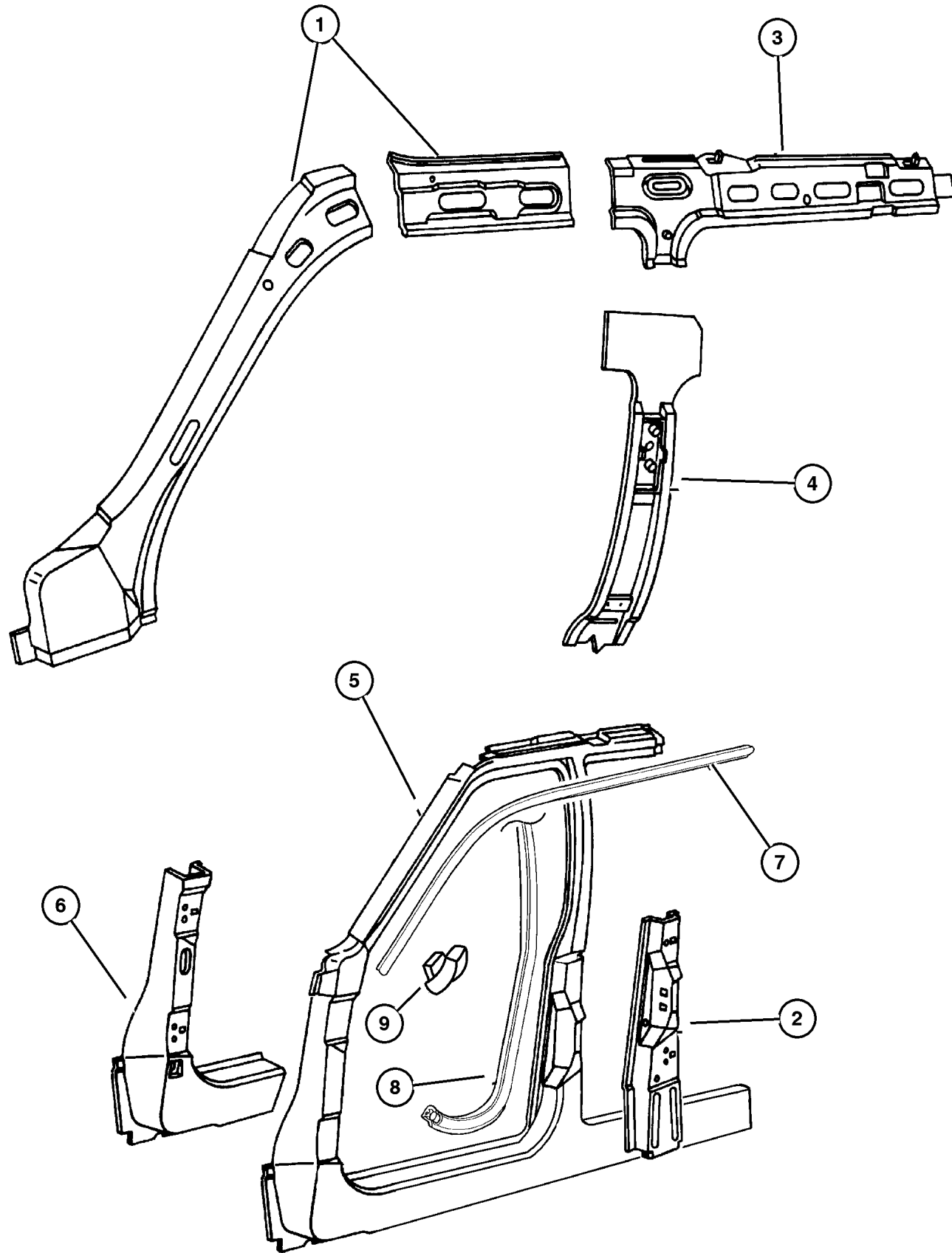
JEEP GRAND CHEROKEE (ZJ)

SERIES	LINE	BODY	ENGINE	TRANSMISSION
L = Low Line	J = 4WD T = 2WD	74 = 4 Door	ERH, ER0 = 4.0L Power Tech I-6. ELF, EL0 = 5.2L V8 MPI EML, EM0 = 5.9L V8 MPI	DGW = 4 Speed Auto. 44RE DGK = 4 Speed Auto. 42RE DGT = 4 Speed Auto. 46RE DGO = All Speed Auto.

AR = Use as required - = Non illustrated part # = New this model year

October 20, 2004

Panels, Body Side
Figure SZJ-810



ITEM	PART NUMBER	QTY	LINE	SERIES	BODY	ENGINE	TRANS	TRIM	DESCRIPTION
1	4740 282	1							PANEL, A Pillar Right
	4740 283	1							Left
2	5525 5004	1							REINFORCEMENT, Door Hinge Right
	5525 5005	1							Left
3	5503 1598	1							RAIL, Roof Side Right,Inner
	5503 1599	1							Left,Inner
4	5525 4938	1							PILLAR, Center Right,Center,Inner
	5525 4939	1							Left,Center,Inner
5	5529 5794	1							PANEL, Body Side Aperture Front Right
	5529 5795	1							Left
6	5525 4792	1							REINFORCEMENT, Door Hinge Right,Front Door
	5525 4793	1							Left,Front Door
7	5513 4570	1							SEAL, Body Side Right
	5513 4571	1							Left
8	5513 4722	1							SEAL, Front Door Green, Right
	5513 4723	1							Orange, Left
9	5513 4790	2							BLOCKER, Seal Exterior A Pillar

JEEP GRAND CHEROKEE (ZJ)

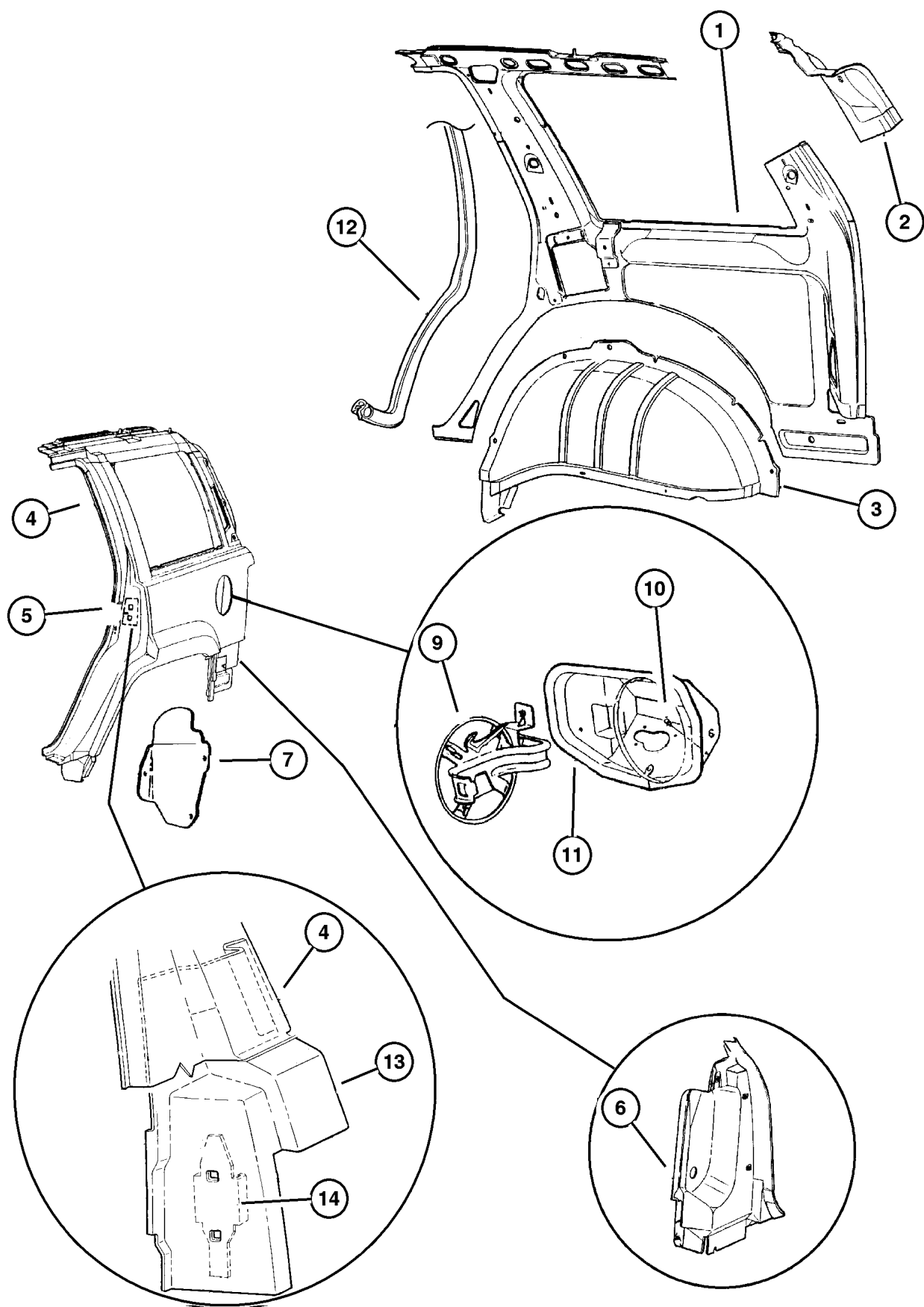
SERIES	LINE	BODY	ENGINE	TRANSMISSION
L = Low Line	J = 4WD T = 2WD	74 = 4 Door	ERH, ER0 = 4.0L Power Tech I-6. ELF, EL0 = 5.2L V8 MPI EML, EM0 = 5.9L V8 MPI	DGW = 4 Speed Auto. 44RE DGK = 4 Speed Auto. 42RE DGT = 4 Speed Auto. 46RE DGO = All Speed Auto.

AR = Use as required - = Non illustrated part # = New this model year

October 20, 2004

**Panels, Rear Quarter
Figure SZJ-910**

ITEM	PART NUMBER	QTY	LINE	SERIES	BODY	ENGINE	TRANS	TRIM	DESCRIPTION
1									PANEL, Quarter Inner, Wheelhouse
									Outer
	4883 080	1							Right
	4883 081	1							Left
2									REINFORCEMENT, Quarter Inner,
									Upper Rear
	5529 5946	1							Right
	5529 5947	1							Left
3									WHEELHOUSE, Rear Inner
	5503 1552	1							Right
	5529 6117	1							Left
4									PANEL, Quarter
	5529 6054	1							Right
	5529 6055	1							Left
5	5525 6000	2							PLATE, Front Door Striker
6									PANEL, Taillamp Mounting
	5529 5882	1							Right
	5529 5883	1							Left
7									SHIELD, Splash, Rear Wheelhouse
	5503 1994	1							Right
	5503 1995	1							Left
-8	3420 1631	6							RIVET, M6.25x28 Black
9	5529 6094	1							DOOR, Fuel Fill
10	5529 5937	2							BUMPER, Fuel Door
11	5525 5439	1							HOUSING, Fuel Filler
12									SEAL, Rear Door
	5513 4724	1							Right
	5513 4725	1							Left
13									REINFORCEMENT, Door Striker
	5529 5910	1							Right
	5529 5911	1							Left
14	4512 871	AR							RETAINER, Door Lock Striker
-15	5529 5856	1							LABEL, Fuel, Premium Fuel
									Unleaded Only, Bilingual



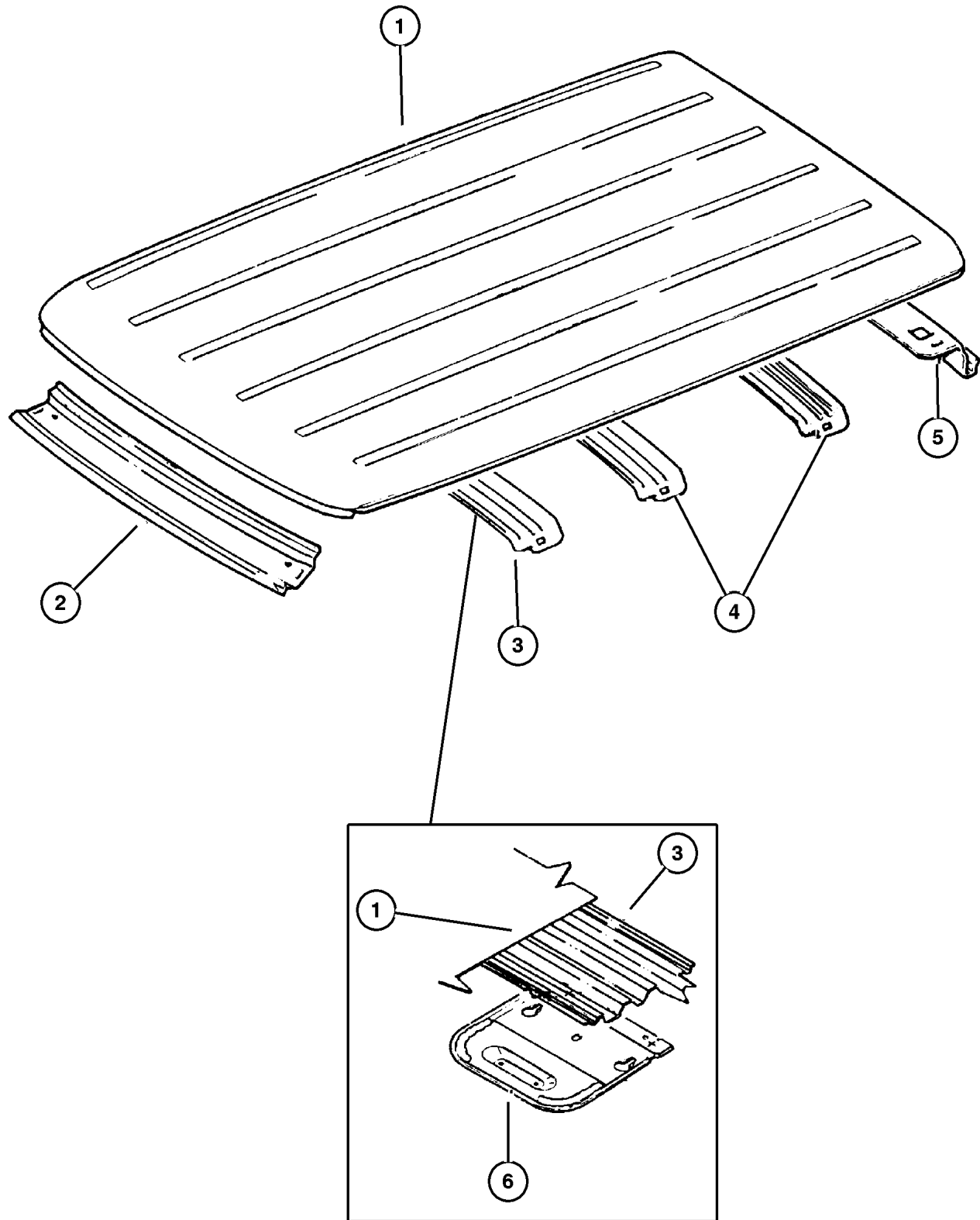
JEEP GRAND CHEROKEE (ZJ)

SERIES	LINE	BODY	ENGINE	TRANSMISSION
L = Low Line	J = 4WD T = 2WD	74 = 4 Door	ERH, ER0 = 4.0L Power Tech I-6. ELF, EL0 = 5.2L V8 MPI EML, EM0 = 5.9L V8 MPI	DGW = 4 Speed Auto. 44RE DGK = 4 Speed Auto. 42RE DGT = 4 Speed Auto. 46RE DGO = All Speed Auto.

AR = Use as required - = Non illustrated part # = New this model year

October 20, 2004

**Panels, Roof
Figure SZJ-1110**



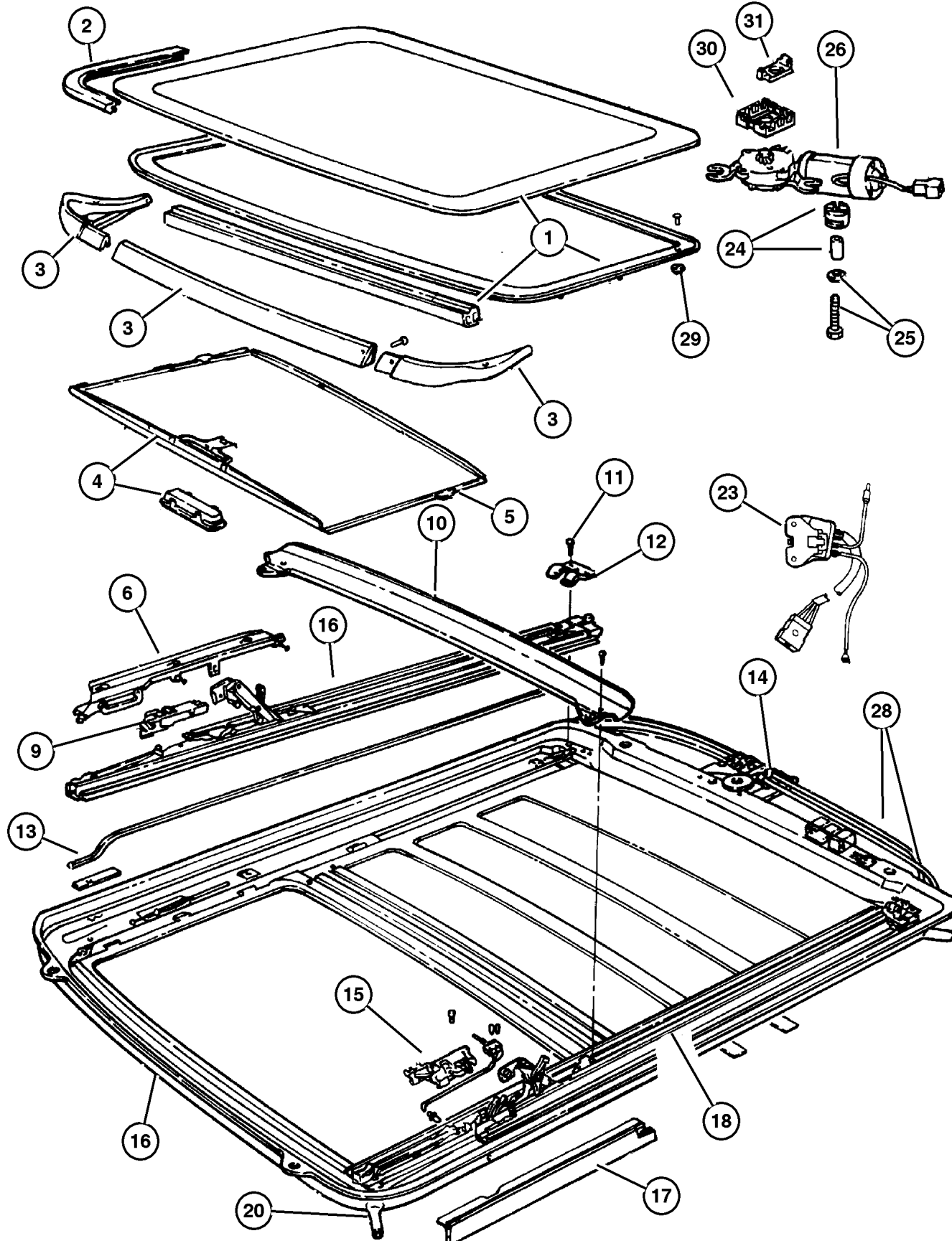
ITEM	PART NUMBER	QTY	LINE	SERIES	BODY	ENGINE	TRANS	TRIM	DESCRIPTION
1									ROOF
	5525 6060	1							With Luggage Rack
	5529 5742	1							With Luggage Rack and Sunroof
2	55296 051AB	1							HEADER, Roof Front, Front
3	4723 693	1							BOW, Roof, Number 1
4	5503 1829	2							BOW, Roof
5	4796 409	1							HEADER, Roof Upper Rear
6	5503 2509	1							BRACKET, Dome Lamp, Dome Lamp Mounting, (Also Serviced in Item 3)

JEEP GRAND CHEROKEE (ZJ)				
SERIES	LINE	BODY	ENGINE	TRANSMISSION
L = Low Line	J = 4WD T = 2WD	74 = 4 Door	ERH, ER0 = 4.0L Power Tech I-6. ELF, EL0 = 5.2L V8 MPI EML, EM0 = 5.9L V8 MPI	DGW = 4 Speed Auto. 44RE DGK = 4 Speed Auto. 42RE DGT = 4 Speed Auto. 46RE DGO = All Speed Auto.

AR = Use as required - = Non illustrated part # = New this model year

October 20, 2004

Sunroof Component Parts Figure SZJ-1210



ITEM	PART NUMBER	QTY	LINE	SERIES	BODY	ENGINE	TRANS	TRIM	DESCRIPTION
1	5507 6207	1							GLASS, Sunroof
2	4440 278	1							SEAL, Sunroof, (Also Serviced With Glass)
3	4856 567	1							DEFLECTOR, Sunroof Wind
4									SUNSHADE, Sunroof
5	5FR9 2SC1	1							Mist Gray, [AZ, C3]
5	5FR9 2ST6	1							Saddle, [TJ, T6]
5	4440 277	2							CLIP, Sunroof Sunshade
6									BRACKET, Sunroof
	4883 574AA	1							Right
	4883 575AA	1							Left
-7	5256 034	2							SCREW, Sun Roof, M5x5, Side Adjusting Bracket
-8	5256 035	2							WASHER, Flat, Side Adjusting Bracket to Screw
9	4440 480	1							LOCATOR, Sunroof Drive Cable, Right
10	4440 273	1							CHANNEL, Sunroof Drain
11									SCREW, (NOT SERVICED) (Not Serviced)
12									BRACKET, (NOT SERVICED) (Not Serviced)
13									SEAL, (NOT SERVICED) (Not Serviced)
14									BRACKET, Serviced With Frame, (NOT SERVICED) (Not Serviced)
15	4883 578AA	1							LOCATOR, Sunroof Drive Cable, With Switch, Left
16	4883 576AA	1							FRAME, Sunroof, Includes Everything Except Glass And Sunshade
17									COVER, Sunroof Mechanism
	4856 664	1							Left
	4856 665	1							Right
18									TRACK, Sunroof
	4386 884	1							Right
	4874 360	1							Left
-19	5256 018	4							SCREW, Sun Roof
20									HOSE, Sunroof Drain
	5507 4988	2							Front
	5507 6372	2							Rear
-21	4490 900	4							CLAMP, Hose, To Support
-22	5507 5527	2							PLUG, Sunroof Drain Hose, Rear

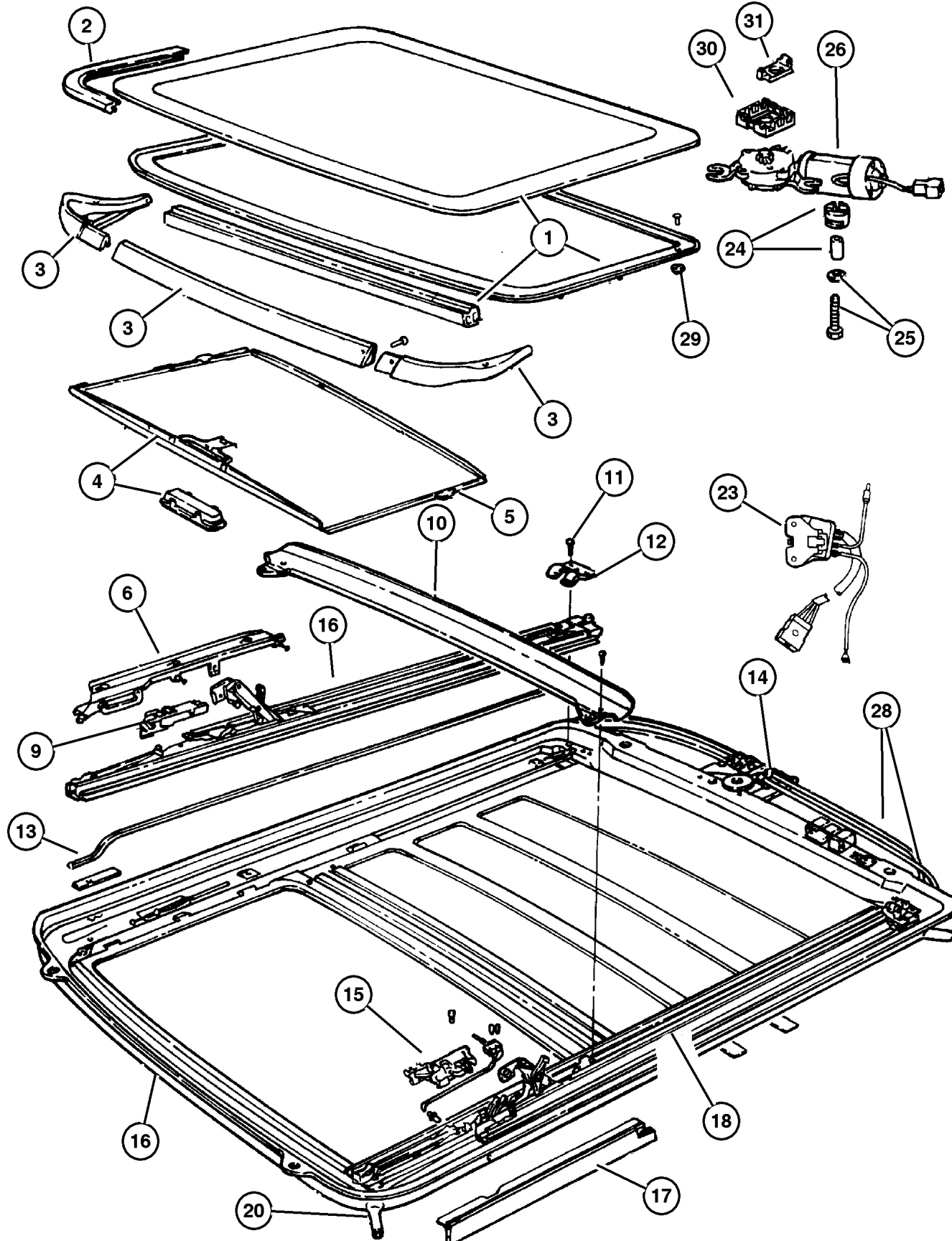
JEEP GRAND CHEROKEE (ZJ)

SERIES	LINE	BODY	ENGINE	TRANSMISSION
L = Low Line	J = 4WD T = 2WD	74 = 4 Door	ERH, ER0 = 4.0L Power Tech I-6. ELF, EL0 = 5.2L V8 MPI EML, EM0 = 5.9L V8 MPI	DGW = 4 Speed Auto. 44RE DGK = 4 Speed Auto. 42RE DGT = 4 Speed Auto. 46RE DGO = All Speed Auto.

AR = Use as required - = Non illustrated part # = New this model year

October 20, 2004

Sunroof Component Parts Figure SZJ-1210



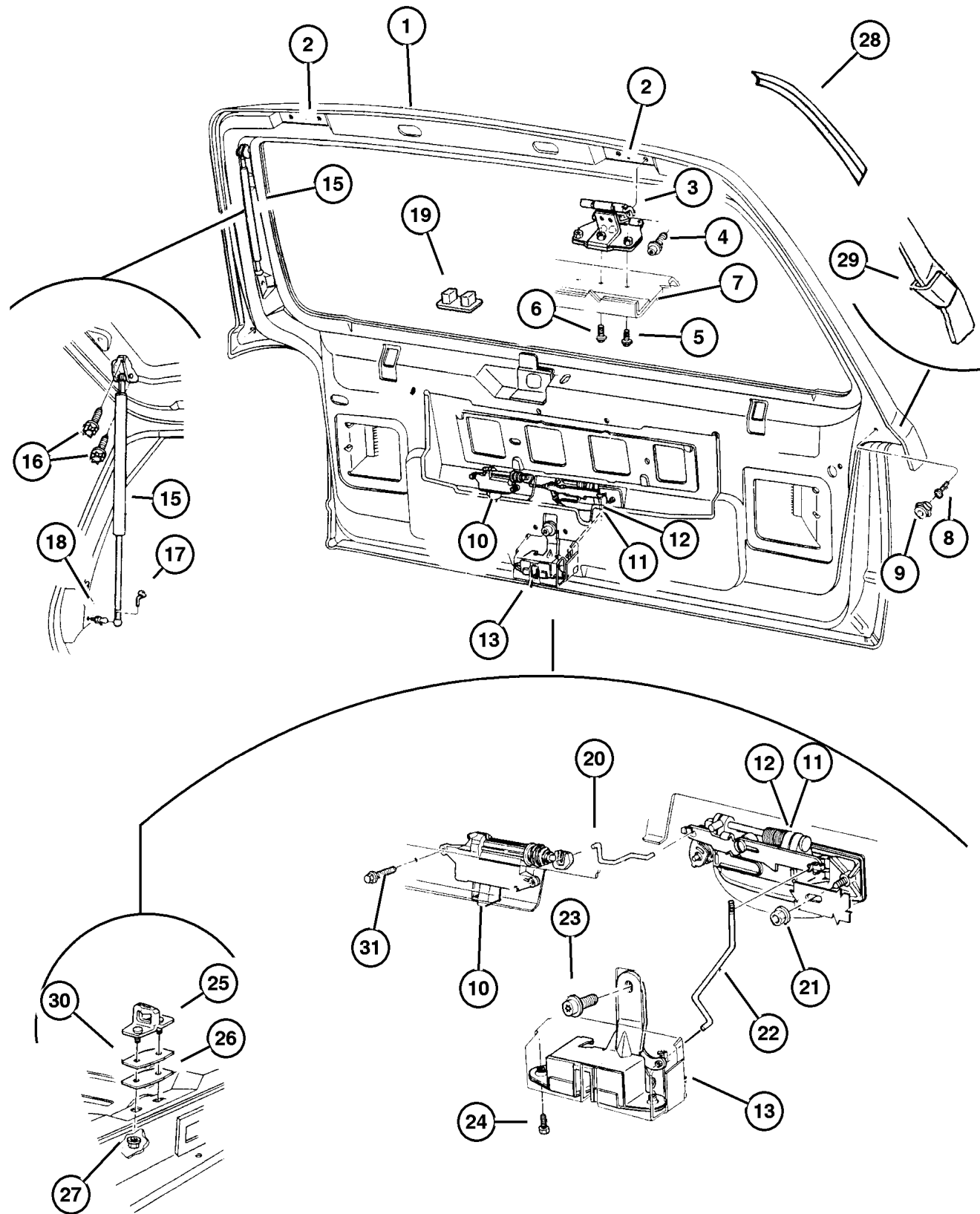
ITEM	PART NUMBER	QTY	LINE	SERIES	BODY	ENGINE	TRANS	TRIM	DESCRIPTION
23	4856 568	1							RELAY, Electrical, Includes bracket
24	5256 019	3							SPACER, Motor Mounting
25	5256 021	3							SCREW AND WASHER, Sun Roof Motor, Mounting
26	4883 573AA	1							MOTOR, Sunroof
-27	4728 172	1							INSERT, Bracket To Motor
28	4762 790	1							CABLE KIT, Sunroof, Drive Cables, Does Not Include Tubes, (right and left)
29	5256 024	6							NUT, Glass, [M6x1]
30	4728 173	1							BRACKET, Sunroof Drive Cable
31	4773 594	1							BRACKET, Sunroof Motor, Clamping
-32	5014 766AA	1							TUBE KIT, Sunroof Repair, See [TSB] 23-54-98

JEEP GRAND CHEROKEE (ZJ)				
SERIES	LINE	BODY	ENGINE	TRANSMISSION
L = Low Line	J = 4WD T = 2WD	74 = 4 Door	ERH, ER0 = 4.0L Power Tech I-6. ELF, EL0 = 5.2L V8 MPI EML, EM0 = 5.9L V8 MPI	DGW = 4 Speed Auto. 44RE DGK = 4 Speed Auto. 42RE DGT = 4 Speed Auto. 46RE DGO = All Speed Auto.

AR = Use as required - = Non illustrated part # = New this model year

October 20, 2004

Lift Door, Latch And Hinges Figure SZJ-1310



ITEM	PART NUMBER	QTY	LINE	SERIES	BODY	ENGINE	TRANS	TRIM	DESCRIPTION
1	5519 6457	1							LIFTGATE
2									PLATE, Serviced in Liftgate, (NOT SERVICED) (Not Serviced)
3	4796 432	2							HINGE, Liftgate
4	6502 986	4							SCREW AND WASHER, Pan Head, M8x1.25x30.00
5	6503 764	4							SCREW AND WASHER, Hex Head, M8x1.25x25
6	6504 462	2							SCREW
7									HEADER, Roof Rear, (NOT SERVICED) (Not Serviced)
8	6036 026AA	2							SCREW, Hex Head Shoulder Tapping, .312-18x1.83
9	5525 4847	2							BUMPER, Liftgate
10	5529 5716	1							ACTUATOR, Liftgate Lock
11	5507 6391	1							HANDLE AND SWITCH, Liftgate, With Flipper Glass
12	5507 6016	1							HANDLE, Liftgate, With Fixed Backlite
13	4883 254	1							LATCH, Liftgate
-14	5600 5640	1							SWITCH, Alarm and Cargo Lamp, Security Alarm/Cargo Lamp
15									SUPPORT, Liftgate Strut
	5507 5704	1							Right
	5507 5705	1							Left
16									SCREW, M6x1x25, (NOT SERVICED) (Not Serviced)
17	5529 5745	2							CLIP, Piston
18	5507 5205	2							BALL STUD, Liftgate Glass
19	5600 7242	1							PLUG, Sealing, Flipper Backlite
20	5507 6022	1							ROD, Liftgate Actuator, Power Liftgate
21	6501 730	1							NUT, Retainer, M6 x 1.00, With Washer
22	5503 1860	1							ROD, Liftgate Handle to Latch
23	6503 154	1							SCREW AND WASHER, Round Head, M8x1.25x20
24	6502 623	2							SCREW, Flat Head, M8x1.25x23
25	5529 6077	1							STRIKER, Door Latch
26	5507 5320	1							STRIKER, Seal Plate, Striker Seal
27	6101 761	2							NUT, Coned Washer, M10 x 1.50
28	5513 5179	1							SEAL, Liftgate, To Body
29	5529 5615	2							STRIP, Liftgate Edge Protector

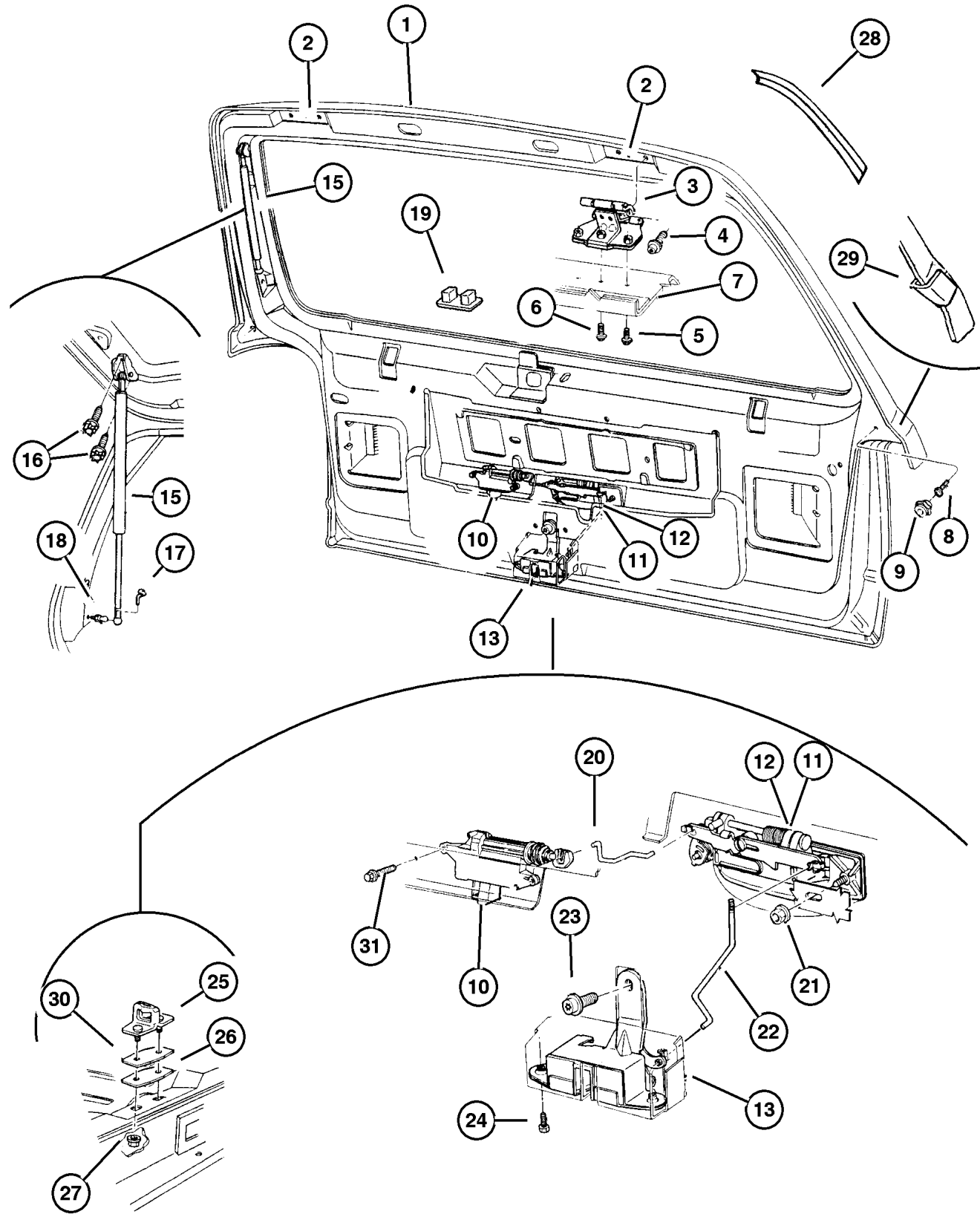
JEEP GRAND CHEROKEE (ZJ)

SERIES	LINE	BODY	ENGINE	TRANSMISSION
L = Low Line	J = 4WD T = 2WD	74 = 4 Door	ERH, ER0 = 4.0L Power Tech I-6. ELF, EL0 = 5.2L V8 MPI EML, EM0 = 5.9L V8 MPI	DGW = 4 Speed Auto. 44RE DGK = 4 Speed Auto. 42RE DGT = 4 Speed Auto. 46RE DGO = All Speed Auto.

AR = Use as required - = Non illustrated part # = New this model year

October 20, 2004

Lift Door, Latch And Hinges Figure SZJ-1310



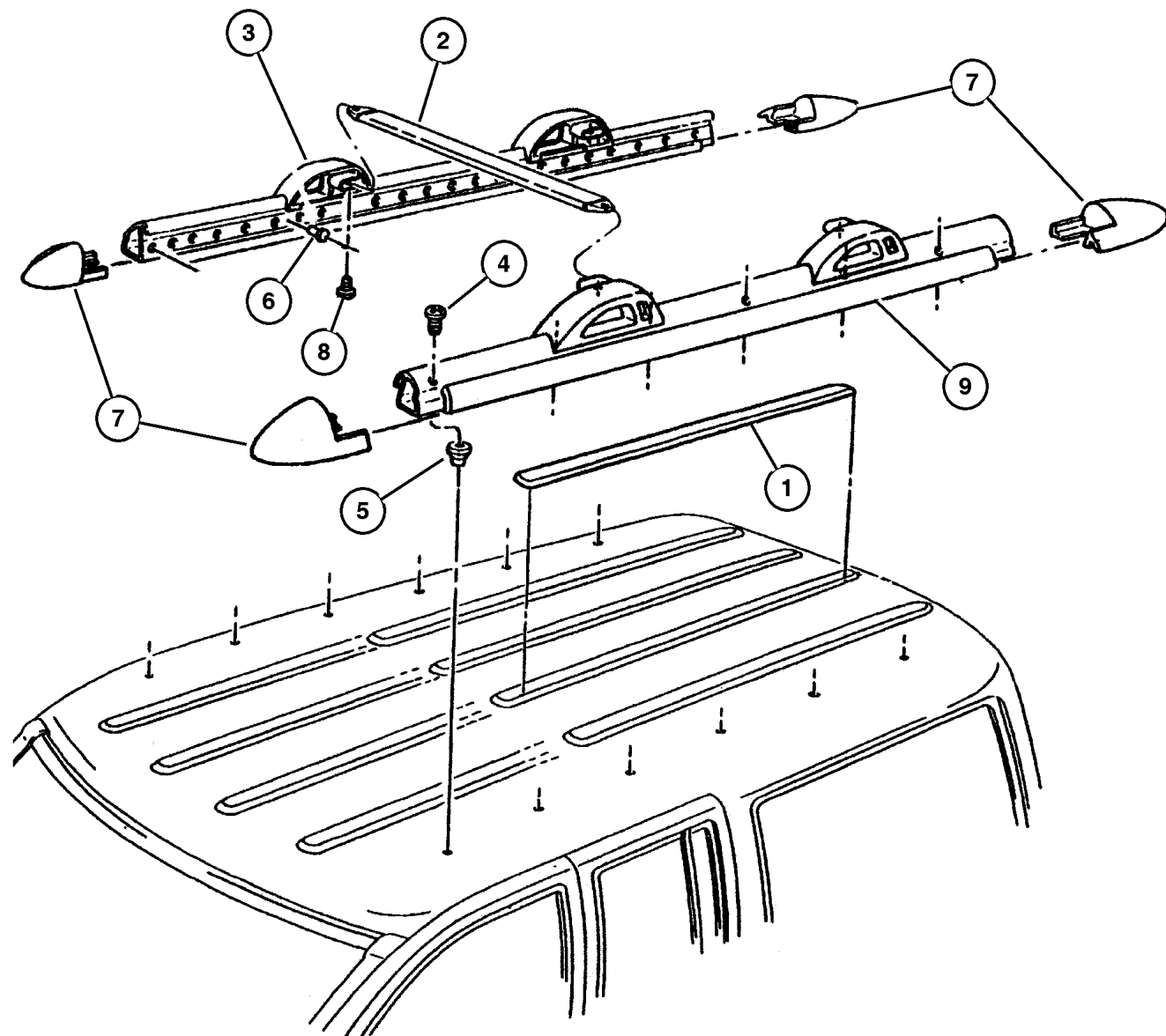
ITEM	PART NUMBER	QTY	LINE	SERIES	BODY	ENGINE	TRANS	TRIM	DESCRIPTION
30	5507 5677	AR							STRIKER, Seal Plate
31									SCREW, .25-14x.75, (NOT SERVICED) (Not Serviced)
-32	6035 029	4							SCREW, Hex Flange Head Tapping, .19-16x.50, Attach License Plate

JEEP GRAND CHEROKEE (ZJ)				
SERIES	LINE	BODY	ENGINE	TRANSMISSION
L = Low Line	J = 4WD T = 2WD	74 = 4 Door	ERH, ER0 = 4.0L Power Tech I-6. ELF, EL0 = 5.2L V8 MPI EML, EM0 = 5.9L V8 MPI	DGW = 4 Speed Auto. 44RE DGK = 4 Speed Auto. 42RE DGT = 4 Speed Auto. 46RE DGO = All Speed Auto.

AR = Use as required - = Non illustrated part # = New this model year

October 20, 2004

Roof Rack, Laredo, Limited
Figure SZJ-1610



ITEM	PART NUMBER	QTY	LINE	SERIES	BODY	ENGINE	TRANS	TRIM	DESCRIPTION
With Sales Code [MWG]									
1	5507 5107	4							SKID STRIP, Roof Rack
2	4798 977	1							RAIL, Luggage Rack Side
3									STANCHION, LUGG RACK CROSS RAIL
	55076 028AB	2							Right
	5507 6029	2							Left
4	6504 623	12							SCREW, Pan Head, M8x1.25x41.5
5	6504 363	12							NUT/RIVET, Round, M6.00 x 1.00 x 15.00
6									RIVET, Sunroof Stop, (NOT SERVICED) (Not Serviced)
7									CAP, Side Rail
	5507 5918	2							Right
	5507 5919	2							Left
8	6035 499	4							SCREW, Pan Head Tapping, .242-10x.625
9	4883 432AA	1							RAIL, Luggage Rack Side

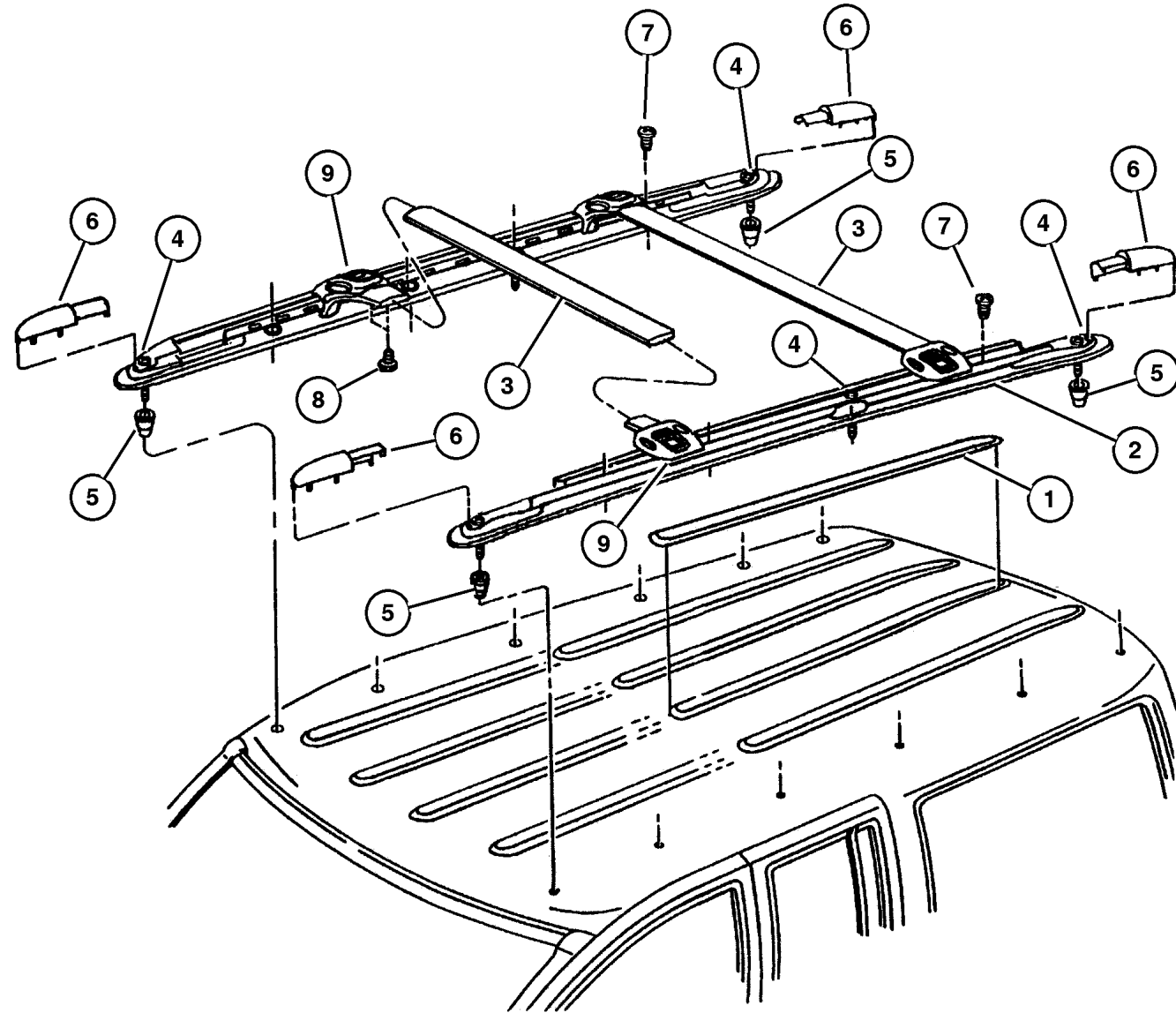
JEEP GRAND CHEROKEE (ZJ)

SERIES	LINE	BODY	ENGINE	TRANSMISSION
L = Low Line	J = 4WD T = 2WD	74 = 4 Door	ERH, ER0 = 4.0L Power Tech I-6. ELF, EL0 = 5.2L V8 MPI EML, EM0 = 5.9L V8 MPI	DGW = 4 Speed Auto. 44RE DGK = 4 Speed Auto. 42RE DGT = 4 Speed Auto. 46RE DGO = All Speed Auto.

AR = Use as required - = Non illustrated part # = New this model year

October 20, 2004

**Roof Rack, Limited 5.9 Package
Figure SZJ-1620**



ITEM	PART NUMBER	QTY	LINE	SERIES	BODY	ENGINE	TRANS	TRIM	DESCRIPTION
With Sales Code [MWA]									
1	5507 5107	4							SKID STRIP, Roof Rack
2									RAIL, Roof
	5FP7 8DX9	1							Right
	5FP8 1DX9	1							Left
3	4883 126	1							CROSS RAIL, Roof Rack, Black
4	6505 217AA	3							SCREW, Pan Head
5	6504 363	12							NUT/RIVET, Round, M6.00 x 1.00 x 15.00
6									COVER, Luggage Rack
	4676 646	2							Right
	4676 647	2							Left
7	6505 252AA	12							SCREW, Pan Head
8									SCREW, .164-18x.393, (NOT SERVICED) (Not Serviced)
9									STANCHION, Luggage Rack Cross Bar
	4883 124	2							Right
	4883 125	2							Left

JEEP GRAND CHEROKEE (ZJ)

SERIES	LINE	BODY	ENGINE	TRANSMISSION
L = Low Line	J = 4WD T = 2WD	74 = 4 Door	ERH, ER0 = 4.0L Power Tech I-6. ELF, EL0 = 5.2L V8 MPI EML, EM0 = 5.9L V8 MPI	DGW = 4 Speed Auto. 44RE DGK = 4 Speed Auto. 42RE DGT = 4 Speed Auto. 46RE DGO = All Speed Auto.

AR = Use as required - = Non illustrated part # = New this model year

October 20, 2004