





Parts Change Notice

Model No. CF-72 Series

Please revise the original parts list in the Service Manual to conform to the change(s) shown herein.

If new part numbers are shown, be sure to use then ordering parts.

<i>Reason for change</i>		*The circled item indicates the reason. If no marking, see the Notes in the bottom column.	
1. Improve performance			
2. Change of material or dimension			
3. To meet approved specification			
4. Standardization			
5. Addition			
6. Deletion			
7. Correction			
8. Other			
<i>Interchangeability Code</i>		**The circled item indicates the interchangeability. If no marking, see the Notes in the bottom column.	
Parts	Set Production		
A Original New	 Early Late		Original or new parts may be used in early or late production set. Use original parts until exhausted, then stock new parts.
B Original New	 Early Late		Original parts may be used in early production sets only. New parts may be used in early or late production sets. Use original parts where possible, then stock new parts.
C Original New	 Early Late		New parts only may be used in early or late production sets. Stock new parts.
D Original New	 Early Late		Original parts may be used in early production sets only. New parts may be used in late production sets only. Stock both original and new parts.
E Other			

<i>Part Number</i>						
Model No.	Ref. No.	Original Part No.	New Part No.	Notes(**)	Part Name & Descriptions	Q'TY
CF-72N3Fxxxx CF-72Q3xxxx CF-72TCJxxxx CF-72V3xxxx CF-72VCxxxx CF-72X3xxxx CF-72XCxxxx	CN19	K1MMC4B00003	K1MMC4B00012	4,B	CONNECTOR, FOR MINI-PCI TYPE3	1
CF-72N3Fxxxx CF-72Q3xxxx CF-72TCJxxxx CF-72V3xxxx CF-72VCxxxx CF-72X3xxxx CF-72XCxxxx	IC62	DA7S02UT85L0	C0JBAD000193	4,B	IC, NOR GATE	1

File this Parts Change Notice with your copy of the Service Manual.