





Parts Change Notice

Model No. CF-72

Please revise the original parts list in the Service Manual to conform to the change(s) shown herein.

If new part numbers are shown, be sure to use them ordering parts.

| <i>Reason for change</i> | | *The circled item indicates the reason. If no marking, see the Notes in the bottom column. | | |
|------------------------------------|-----------------|---|---------------|--|
| 1. Improve performance | | | | |
| 2. Change of material or dimension | | | | |
| 3. To meet approved specification | | | | |
| 4. Standardization | | | | |
| 5. Addition | | | | |
| 6. Deletion | | | | |
| 7. Correction | | | | |
| 8. Other | | | | |
| <i>Interchangeability Code</i> | | **The circled item indicates the interchangeability. If no marking, see the Notes in the bottom column. | | |
| Parts | | Set Production | | |
| A | Original New |  | Early Late | Original or new parts may be used in early or late production set. Use original parts until exhausted, then stock new parts. |
| B | Original New |  | Early Late | Original parts may be used in early production sets only. New parts may be used in early or late production sets. Use original parts where possible, then stock new parts. |
| C | Original New |  | Early Late | New parts only may be used in early or late production sets. Stock new parts. |
| D | Original New |  | Early Late | Original parts may be used in early production sets only. New parts may be used in late production sets only. Stock both original and new parts. |
| E | Other | | | |

| <i>Part Number</i> | | | | | | |
|--------------------|----------|---------------------------|--------------|-----------|--------------------------|------|
| Model No. | Ref. No. | Original Part No. | New Part No. | Notes(**) | Part Name & Descriptions | Q'TY |
| CF-72N3xxxxx | K132 | DFHG1443ZA | -- | 6,E | CUSHION 2,UPPER ,MP | 0 |
| CF-72N3xxxxx | K152 | DFHR7777ZA (PCB,MAIN) | -- | 6,E | SPACER ANGLE MIC | 0 |
| CF-72N3xxxxx | -- | ERJ2GEJ331X (PCB,MAIN) | ERJ2GEJ331X | 1,C | RESISTER(DeletionR422) | 3→2 |
| CF-72N3xxxxx | -- | -- (PCB,SUB) | ERJ2GEJ121X | 1,C | RESISTER(AdditionR422) | 0→1 |
| CF-72N3xxxxx | -- | ECUV1E104ZFV | ECUV1E104ZFV | 1,E | CAPACITOR(DeletionC802) | 3→2 |
| CF-72N3xxxxx | K220 | DXQT2+H25L | DXHM0025ZA | 1,A | SCREW | 2 |
| CF-72N3xxxxx | K6 | DFMX0848ZB | DFMX0848YA | 3,A | INSULATOR PCB PAD | 1 |
| CF-72N3xxxxx | K145 | DFHE0236ZA | DFHE0460ZA | 1,A | GASKET,1,PALMREST | 2 |
| CF-72N3xxxxx | K139 | DFHE0432ZB | DFHE0461ZA | 1,A | GASKET,2,PALMREST | 1 |
| CF-72N3xxxxx | K137 | DFHE0433ZA | DFHE0462ZA | 1,A | GASKET,3,PALMREST | 2 |

File this Parts Change Notice with your copy of the Service Manual.

