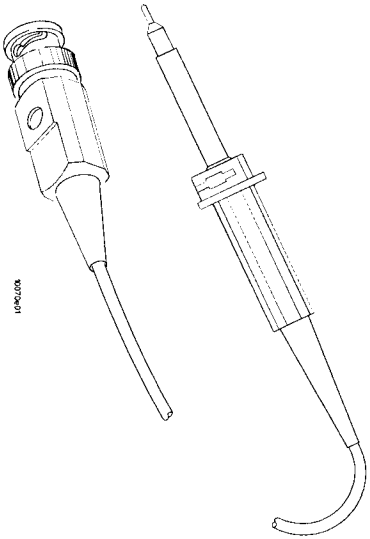


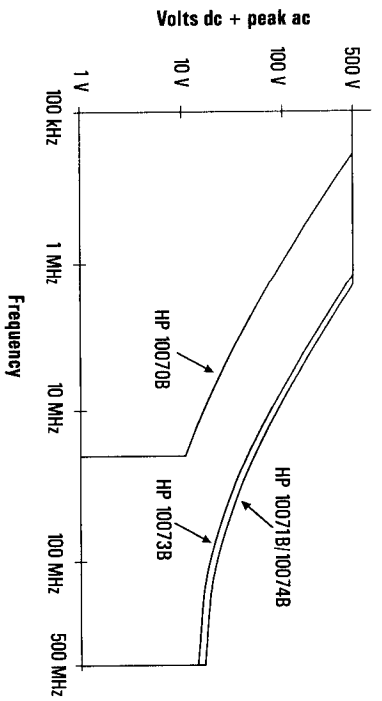
# HP 10070B, HP 10071B, HP 10073B, and HP 10074B Oscilloscope Probes



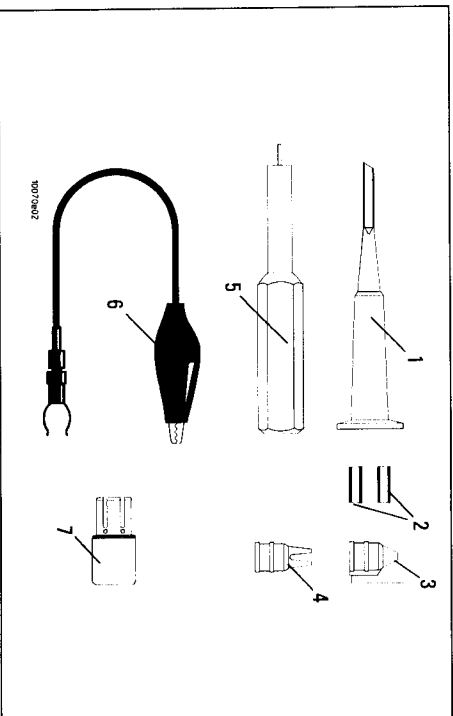
## Characteristics

<b>Operating Temperature</b>	-10 °C to 55 °C			
<b>Humidity</b>	to 90%			
<b>Shock</b>	400g 1/2 sine wave on tip end 50g 1/2 sine wave on BNC end ≈7 ns (1.5 m probe cable length)			
<b>Propagation Delay</b>	4600 m (indoor use only)			
<b>Altitude</b>				
<b>System Bandwidth</b>	HP 10070B	HP 10071B	HP 10073B	HP 10074B
	20 MHz	150 MHz	500 MHz	150 MHz
<b>System Rise-time (Calculated)</b>	<17.5 ns	<2.33 ns	<700 ps	<2.33 ns
<b>Attenuation Ratio</b>	1:1	10:1	10:1	10:1
<b>Input Resistance</b> (when terminated into 1 MΩ)	1 MΩ	10 MΩ	2.2 MΩ	10 MΩ
<b>Input Capacitance</b>	≈70 pF	≈15 pF	≈12 pF	≈15 pF
<b>Maximum Input</b> (dc + peak ac)	500 V CAT I (mains isolated) 300 V CAT II (post receptacle mains)			
<b>Compensation Range</b>	None	9 - 17 pF	6 - 15 pF	9 - 17 pF
<b>Probe Readout</b>	No	No	Yes	Yes

**Cleaning** If your probe requires cleaning, disconnect it from the instrument and clean it with mild detergent and water. Make sure the probe is completely dry before reconnecting it to the instrument.



**Probe Derating Curve (CAT I)**



**HP 5081-7690 Accessory Kit**

Item	Description	Qty
1	Retractable Hook Tip	1
2	Orange, white, blue, and green identification tags	2 each
3	Ground Bayonet	1
4	IC Tip	1
5	Adjustment Tool	1
6	Ground Lead (Black)	1
7	BNC Adapter (not part of kit, order separately)	1



HP Part Number 10070-92003

October 1998