

5 UNIT DESCRIPTIONS

5.1 SIGNAL UNIT A1

5.1.1 Description A1

5.1.1.1 Introduction

With the exception of the final stages, unit A1 incorporates the vertical channels, the triggering, the time bases and the intensity (Z) control. The unit A1 description is split into the following chapters:

- Input attenuators and calibrator.
- Preamplifiers.
- Y-functions and delay line driver.
- Triggering.
- Main and delayed time base.

The complete signal unit is divided over 18 circuit diagrams. These diagrams and their main interconnections are listed in the table.

Diagram 11 includes the circuitry that controls the functions in the vertical channels.

Diagram 18 shows the connectors that make contact with other units in the oscilloscope via the connector board. These units are:

- The final amplifier unit A2: horizontal deflection signal and intensity control.
- The microprocessor unit A3: control signals and potentiometer functions.
- The power supply unit A6: supply voltages and line trigger signal.

Diagram	Description	Input signal coming from	Output signal going to	Control signal coming from
1,2,3,4	Attenuator ch.1,2,3,4	input 1,2,3,4	diagr.6,7	diagr.5,11
5	Attenuator control	diagr.1,2,3,4	diagr.1,2,3,4,18	diagr.11
6	Preamplifier ch.1,2	diagram 1,2	diagr.8	diagr.11,18
7	Preamplifier ch.3,4	diagram 3,4	diagr.8	diagr.11,18
8	Y-functions	diagram 6,7	diagr.9	diagr.10,11,18
9	Delay line driver	diagram 8	delay line	diagr.10,18
10	Display + trigg control	diagram 18	diagr.8,9	diagr.18
11	Control circuits	diagram 18	diagr. 1,2,3,4,5,6,7,8	diagr.18
12	MTB trigger	diagram 8	diagr.13,15	diagr.12,18
13	TV/line trigger	diagram 12,18	diagr.12,14	diagr.12,14
14	DTB trigger	diagram 8	diagr.15,17	diagr.14,18
15	Time base logic	diagram 12,14	diagr.16,17,18	diagr.15,18
16	Main time base	diagram 15	diagr.17	diagr.18
17	Delayed time base	diagram 15	diagr.18	diagr.18

5.1.1.2 Input attenuators and calibrator

Diagram 1, 2, 3, 4

The attenuators of channels 1, 2, 3 and 4 are identical, therefore only channel 1 is explained. Every attenuator basically consists of four sections. These sections are:

- The input circuit with 50Ω termination resistor and AC/DC input coupling circuit.
- The high impedance attenuator with divide by 1, divide by 10 and divide by 100 sections.
- The impedance converter. This is the active stage.
- The low impedance attenuator that can give an additional divide by 2.5.

The attenuator sections are switched by voltage pulse operated relays. This reduces power dissipation. Every relay has two change-over contacts. After a pulse the contacts stay in the selected position. One side of each relay coil is connected to the common potential AT12REP; the other side to a voltage that differs per relay.

Setting a relay in the position as drawn in the diagram (rest position) is achieved by a positive 10 ms pulse on common line AT12REP while the other control line stays at 0 V level. The other side of the relay coils that must not switch are applied to the already mentioned 10 ms positive pulse. Switching a relay to the position opposite to the one in the diagram (activated position) is achieved by a 10 ms positive pulse at the other side of the relay while AT12REP is kept at 0 V. This principle is demonstrated in figure 5.1 where the /1 relay is switched to the rest position and the /10 relay is activated.

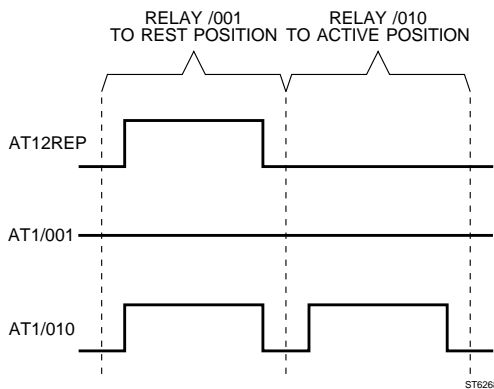


Figure 5.1 Switching pulses for relay

Input circuit

The 50Ω termination resistor is formed by the resistors R1006/R1007. It is switched by relay contact K1001. The NTC resistor R1011 is placed between R1006 and R1007 and measures the temperature of these resistors. This information is routed to the microprocessor on unit A3. If necessary the 50Ω position is switched off.

The DC blocking capacitor is C1001. In DC position the capacitor is not used and discharged via R1002. The signal path is via K1002.

High impedance attenuator

The divide by one section (/1) is switched via the relay contacts K1003. It switches the input signal through without further attenuation.

The divide by ten section (/10) is present between the relay contacts K1004. The /10 is accomplished by R1016, R1027, R1031 and R1032.

The divide by hundred section (/100) is present between the relay contacts K1006 and K1004/6,4. The /100 is accomplished by R1021 and R1023.

LF square wave calibration is achieved via the dual varicap diode V1002. Influence of the signal on the capacitance value is eliminated by two diodes with opposite polarization. The compensation factor and consequently the voltages AT1LFCOR1 and AT1LFCOR0 are depending on the selected attenuator position.

The signal ATCAL is applied to /33 attenuator R1008/R1009. ATCAL can supply several accurate voltages that are used for vertical calibrations.

Impedance converter

This active stage consists of three sections with different frequency ranges. The sections partly make use of the same components:

- The HF section for frequencies above 5 kHz. It is formed by C1021, FET V1006 and the two emitter followers V1008 and V1009. The FETs V1004 and V1005 are used for input protection. V1007 is a current source.
- The LF section for frequencies 30 Hz to 5 kHz. It is formed by operational amplifier N1001 (gain 2x) that receives the LF input signal via divide-by-two attenuator R1031/R1032. The capacitors C1023 and C1025 are frequency determining components in the N1001 feedback loop. The N1001 output signal is routed via R1034, V1006 and the emitter followers V1008 and V1009.
- The DC section for frequencies DC to 30 Hz. It is formed by operational amplifier N1001 (gain 2x) that receives the input signal via divide-by-two attenuator R1031/R1032. Via feedback resistor R1037 the voltage at the output of the impedance converter is compared with the input level via the + and inputs of N1001. This keeps the DC output value of the impedance converter exactly at the required value. This compensates for DC drift. Part of the feedback loop is V1001 that determines the low-frequency gain. The N1001 output signal is routed via R1034, V1006 and the emitter followers V1008 and V1009.

The low impedance attenuator is formed by R1072 and R1073. Switching is accomplished by V1012 and V1013. V1012 conducts in the /1 position and V1013 in the /2,5 position. The attenuator output signal is an unbalanced signal. The unbalanced output signal is applied to the succeeding stage via R1071 and via R1074.

Diagram 5

Probe indication circuit

There are four identical circuits of which the one for channel 1 is described. The resistor in the indication ring of the probe is present between X1002 and ground potential. The resistance value is measured by the microprocessor on unit A3.

The temperature of the 50Ω termination resistors on diagram 1 is measured by NTC resistor R1011. This resistor is placed in between the two termination resistors. If the temperature gets too high, the + input of N1101 becomes lower than the input. This makes output 13 of N1101 low and 0 volt is detected by the microprocessor via the probe indication line PROBE1. This is the sign for the microprocessor that the 50Ω resistor is too hot and it is switched off.

LF square wave calibration

This circuit produces the voltages for the varicap diodes V1002. The diodes require control voltages with opposite polarity. There are four identical circuits for the four vertical channels. The input signal AT1LFCAL is produced by a DAC and has the range 0 ... 10 volt. This is converted via the operational amplifiers N1102, N1103 into two signals that range from -5 ... -15 volt (AT1LFCOR0) and +5 ... +15 volt (AT1LFCOR1) respectively.

Amplitude Calibrator

This circuit consists of 8-position multiplexer D1152 and operational amplifier N1104. It can supply 8 accurate voltages of 10V, 5V, 2V, 1V, 500mV, 200mV and 0V. They are supplied to the vertical channels 1, 2, 3 and 4 for calibration voltages. The voltages are derived from a voltage divider with precision resistors R1192 through R1197. The divider is supplied with an accurate 10 V reference voltage. Under control of a three bit address ATCAL0 ... ATCAL2 one of the outputs of the voltage divider is selected via D1152. This signal is routed to the vertical channels via buffer N1104.

Loop gain calibration

The output voltage range of a digital-to-analog converter (DAC) is changed via resistor network R1112, R1113 and R1114. The output voltage is applied to V1001 that determines the low-frequency gain in the channel 1 attenuator.

Calibrator

This circuit is used for probe adjustment. It is built up around triple analog multiplexer D1151. The sections D1151/1,2,10,15 and D1151/3,4,5,9 form a 2 kHz oscillator. The third section D1151/11,12,13,14 switches in the 2 kHz rate of the oscillator. The oscillation principle is now explained with the simplified diagram in the figure.

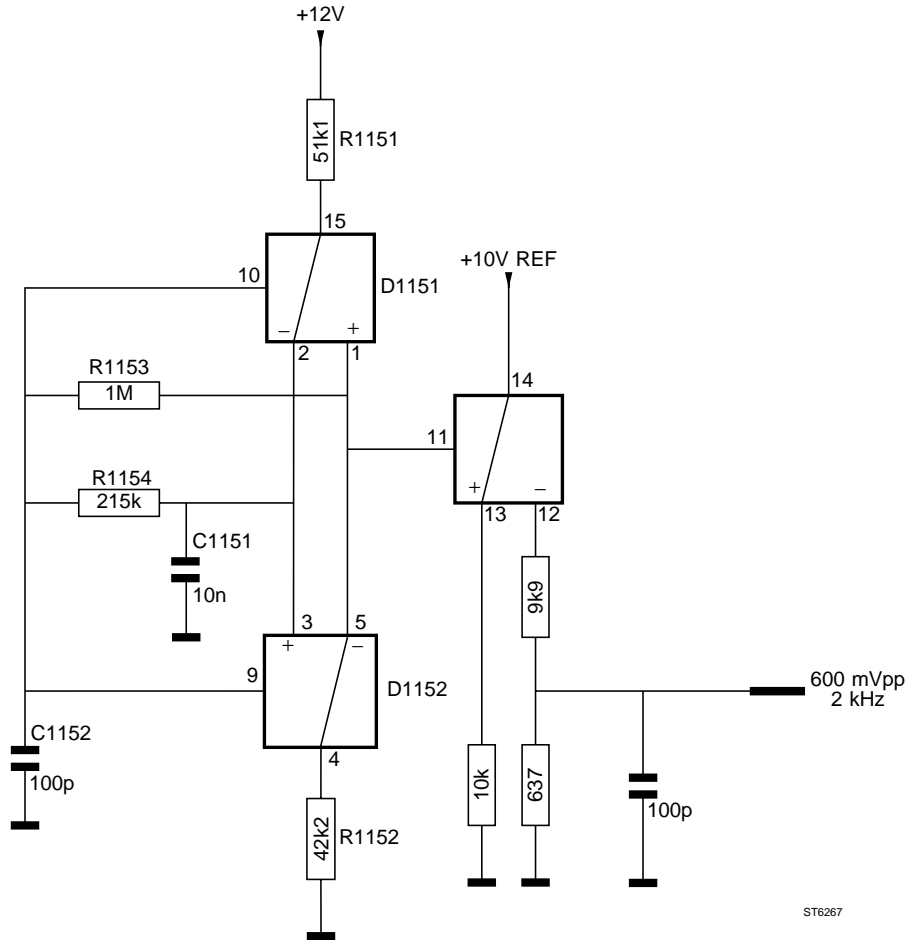


Figure 5.2 Simplified diagram of CAL generator

The start is in the situation as given in the figure. C1151 charges from +12V via R1151 and the switch contacts 15 and 2. After some time the voltage across C1151 reaches the digital "High" level and the switch contacts go to the opposite position. This causes C1151 to discharge to 0V via switch contacts 3 and 4 and R1152. Via switch contacts 15 and 1 and R1153 a gap is created between the switching moments. The charging/discharging process makes pin 11 high and low at a 2 kHz rate. This connects voltage divider R1156/R1157 and R1158, R1159 with + 10VREF or leaves it floating in the 2 kHz rate.

5.1.1.3 Preamplifiers

Diagram 6, 7

The preamplifiers for channel 1 and 2 and associated current sources are given in diagram 6. Diagram 7 gives this for channel 3 and 4. Channel 1, 2, 3 and 4 are identical, therefore only channel 1 is explained.

The output signals AT1OUT1 and AT1OUT0 from the channel 1 attenuator are applied to pin 3 and 5 of amplifier IC D1201. The balanced output signal of this IC is available at pin 18 and 19. This signal is routed to the Y-functions section via the level shifters V1201 and V1202.

The amplifier D1201 can be switched to a number of attenuation/gain positions that are dependent on the channel 1 AMPL position. The gain x1 position is determined by R1205/R1206/C1205 that are present across pin 6 and 7. The x1 is switched by control signal PA1X1.

The attenuation /2 is determined by R1207 and switched by PA1/2.

The gain x5 is determined by R1208/R1210/R1215/C1210 and switched by PA1X5. Continuous gain control is determined by DAC output signal VAR1 that is applied to pin 20. This signal comes from microprocessor unit A3. It is used for front panel gain control in fine steps and also for gain calibration.

The complete range of the channel 1 input sensitivities is controlled via front panel control AMPL. It is accomplished by the combination of input attenuator positions and the x1, /2, x5 and the VAR1 functions.

Offset control is achieved via the DAC output signal PA1OFFSET that is applied to the D1201 input pin 13. The DAC signal PA1OFFSTRG gives an offset signal in the current sources V1208 (PA1LSA) and V1209 (PA1LSB). PA1LSA and PA1LSB are applied to level shifters V1201/V1202. This is used to compensate for offset in the trigger path and also influences the offset in the vertical channel. This in turn is compensated via the POS1 signal in the Y-functions section.

The circuit in the bottom half of the diagram includes a number of current sources for the channel 1 and 2 preamplifiers. The reference for all these current sources is PAVREF that is present at N1251/pin 3. This is converted in a reference voltage at the collector of V1252 that is applied to the current sources. The currents for channel 1 are PA1ICL, PA1ISY, PA1LSA and PA1LSB. The currents for channel 2 are PA2ICL, PA2ISY, PA2LSA and PA2LSB. PA2LSA and PA2LSB are adjustable via DAC output signal PA2OFFSTRG.

5.1.1.4 *Y functions and delay line driver*

Diagram 8

This diagram shows the channel 1, 2, 3 and 4 function circuits D1301, D2301, D3301 and D4301. The balanced output signals of each circuit are available at pin 7 and 8. They are all applied to the resistance network R1313 through R4314 that is shown on the next diagram. The output of this network feeds the delay line driver.

The four function circuits are almost identical. Compared with channel 1 and 3, channels 2 and 4 have additional invert functions. For this reason, only the channel 2 circuit is explained. Here the balanced input signal is applied to pin 25 and 26 of D2301. The balanced output signal at pin 7 and 8 is switched by control signal CNT2CH-HX. The balanced output signals FNC2MTR0 and FNC2MTR1 that are available at pin 13 and 14 are used for triggering the main time base. This is switched via control signal CNT2MT-HT. The balanced output signals FNC2DTR0 and FNC2DTR1 that are available at pin 1 and 2 are used for triggering the delayed time base. This is switched via control signal CNT2DT-HT.

Channel 2 position control is achieved via an adjustable analog DAC voltage POS2 from the microprocessor unit A3. This voltage is applied to input 9 of operational amplifier N2202. This IC converts the DAC voltage POS2 (1 ... 4 V) into a voltage between -8 and +8 V. This voltage is converted into a current via resistor R2311, because pin 12 of D2301 is a virtual ground.

The balanced output signals FNCYOP0 and FNCYOP1 at pin 5 and 6 of D2301 of the channel 1 can be used to provide signals for the Y-out option. The (optional) Y-out circuit (present in channel 1 only) is located on an additional unit that is connected via the connectors X1303 through X1310. This is switched via control signal YOP-HX at pin 4. If no option installed, the signal is switched off by a low level supplied via R1312. If the option is present the switching is achieved by a signal coming from the additional unit.

The balanced output signals FNC1DPO0 and FNC1DPO1 at pin 9 and 10 can be used to provide signals for digital signal storage. The signals are routed via the coaxial sockets X1301 and X1302 to the sockets X8001 and X8002 on digitizer unit A8. This is present on all 4 channels. Biasing current for these outputs is provided via V1302, V1313 and R1307. The capacitor C1301 determines the cut-off frequency if the bandwidth limiter is active. The limiter is switched via signal FNCBWL.

The following table summarizes the functions and related pin numbers of the IC's used in the circuit diagram:

Output (pin)	On/Off (pin)	Invert (pin)	Bandw. Lim. (pin)	Pos (pin)
MTB Trig (13,14)	20	19	--	--
DTB Trig (1,2)	24	23	--	--
Y-out (5,6)	4	3	28	--
Digital out (9,10)	--	3	28	12
Chann. out (7,8)	11	3	28	12

Diagram 9

This diagram shows the delay line driver and associated circuitry. The delay line driver itself consists of the balanced amplifier branches V5003/V5006/V5008 and V5004/V5007/V5009. These amplifiers serve as a 9x amplifier and level shifter. V5011/V5012/V5013/V5014 clamp the input signal in order to reduce the output voltage swing applied to the delay line. The balanced input current (100 uA/div) signals from channel 1, 2, 3 and 4 are FNC1OUT0/FNC2OUT0/FNC3OUT0/FNC4OUT0 and FNC1OUT1/FNC2OUT1/FNC3OUT1/FNC4OUT1. The output voltage (45 mV/div when connected to the delay line, 90 mV/div when open) signals DLDOOUT0 and DLDOOUT1 supply the delay line. The resistors R5051 and R5052 give correct 50Ω termination impedance.

The Y-offset control part is supplied with the DAC output signal DLDOFFSET (delay line driver offset) that is used for instrument calibration. The DAC output signal TRASEP gives trace separation between main and delayed time base display in alternate time base mode. TRASEP is passed through via analog switch D5001/6,8,9 if control signal TRASEP-HC is high.

Operational amplifier N5001/5,6,7 makes a stable +4 V reference voltage.

Operational amplifier N5001/2,3,1 keeps DLDDCLEVEL0 and DLDDCLEVEL1 at equal level by influencing the level at DLDDCCORR.

Diagram 10

This diagram comprises the circuitry that controls the vertical channels 1, 2, 3 and 4 and the main (MTR) and delayed (DTR) trigger sources. The heart is formed by IC D9009. The IC is loaded with information about the control functions that must be executed. This happens via the input lines SCL (Serial CLock) and SDA (Serial DAta) that come from the microprocessor unit A3. At turn-on D9009 gets a reset at pin 17. This occurs via V5506 which is controlled by output D9004/11 on the next diagram.

The channels 1, 2, 3 and 4 are switched via the output pins 2, 3, 4 and 5 of D9009. The main time base trigger (MTR) source of channel 1, 2, 3 and 4 is switched via the control signals that are available at pin 2, 12, 1 and 13 of multiplexer D5501. This multiplexer is supplied with 3 lines that come from pin 25, 26 and 27 of D9009. The signal CNT2MTI-HT that is present at pin 11 of AND gate

D5503 gives the necessary inversion of the main trigger path if channel 2 is in the inverted mode. The signal CNT4MTI-HT that is present at pin 4 of AND gate D5503 gives inversion of the main trigger path if channel 4 is in the inverted mode.

The delayed time base trigger (DTR) source of channel 1, 2, 3 and 4 is switched via the control signals that are available at pin 2, 12, 1 and 13 of multiplexer D5502. This multiplexer is supplied with 3 lines that come from pin 22, 23 and 24 of D9009. The signal CNT2DTI-HT that is present at pin 10 of AND gate D5503 gives the necessary inversion of the delayed trigger path if channel 2 is in the inverted mode. The signal CNT4DTI-HT that is present at pin 3 of and-gate D5503 gives inversion of the main trigger path if channel 4 is in the inverted mode.

The input pin 9 ALTCLN of D9009 gives channel/trigger source switching in the alternate display mode. The circuit with V5503 converts the current input signal ALTCLK (ALternate CLock) from the time base logic into a voltage signal. The input pin 17 PUDML gives D9009 a preset when switching the oscilloscope on.

For the chopped display mode a chopper oscillator V5501/V5502 is present. It is switched on when control signal CHSW (CHopper SWitch) is high. The output signal of the oscillator is applied to pin 7 of D9009. The signal CHBLANK gives display blanking when switching between one channel to another.

The D9009 output signal TRASEP-HC activates the trace separation control in alternate time base mode. This signal is high if the delayed time base is active and low for the main time base. The output signal TBSEL controls the choice between main time base (high) and delayed time base (low) for horizontal deflection.

Diagram 11

This diagram includes the generation of control signals for the channel 1, 2, 3 and 4 attenuators, preamplifiers, Y-function and delay line driver circuits. The names of the control signals indicate exactly which circuit part is controlled:

- The signals starting with AT1, AT2, AT3 and AT4 control the ATtenuators of respectively channels 1, 2, 3 and 4. The attenuators and associated signal name lists are indicated in the description belonging to figures 1, 2, 3 and 4.
- The signals starting with PA1, PA2, PA3 and PA4 control the PreAmplifiers of respectively channels 1, 2, 3 and 4. The preamplifiers and associated signal name lists are indicated in the description belonging to figures 6 and 7.
- The signals starting with FNC1, FNC2, FNC3 and FNC4 control the Y- FuNction (channel and trigger source switching) of respectively channels 1, 2, 3 and 4. The Y-function blocks and associated signal name lists are indicated in the description for diagram 8.
- The signals starting with DLD control the Delay Line Driver. This circuit part and associated signal name list are indicated in the description for diagram 9.

A part of the control functions are simple on/off functions; e.g. the switching of a certain attenuator section. Other control functions consist of an adjustable DC voltage; e.g. the DC voltage that determines the gain of an amplifier section.

D9001 and D9002 have outputs that are able to drive the relays in the attenuator sections of channels 1, 2, 3 and 4. The IC's are controlled by the microprocessor on unit A3. This happens via the data signal SDA (Serial DAta) and the synchronization signal SCL (Serial CLock). The enable signals

DLEN0-HT (Data Latch ENable) and DLEN1-HT determine if D9001 or D9002 reacts on the SDA/SCL signals. The figure below indicates the relation between SDA and SCL.

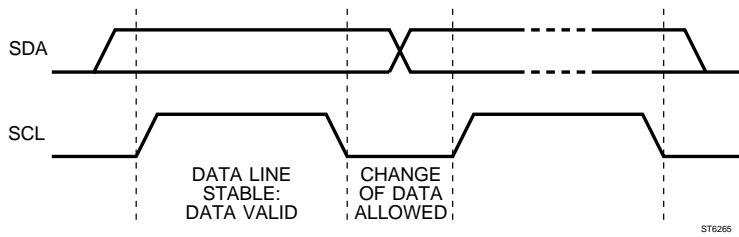


Figure 5.3 Relation of serial bus signals SDA and SCL

D9003 and D9004 have outputs that control a number of on/off functions in the preamplifier. The IC's are connected in cascade as a shift register. The IC's are controlled by the microprocessor on unit A3. This happens via the data signal SDA (Serial Data) and the synchronization signal SCL (Serial Clock). The enable signal STROBE0-HT in relation with SCL and SDA is indicated in the figure below. New data can be clocked into the shift register if STROBE0-HT is low. The new data becomes available at the outputs at the low-to-high transition of STROBE0-HT.

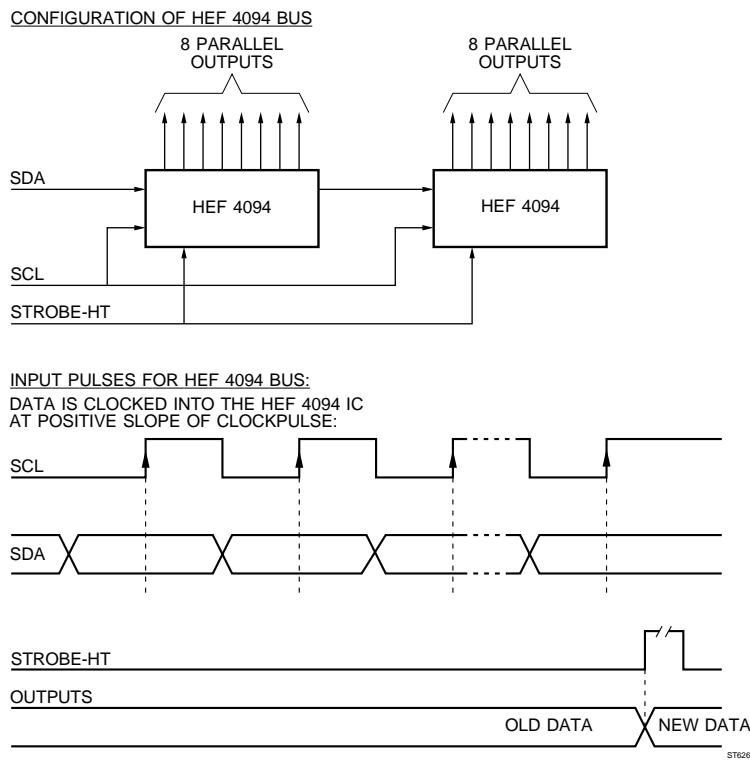


Figure 5.4 Configuration of serial control bus

N9001, N9002 and N9003 are octal digital-to-analog converters (DAC's). Each IC has 8 outputs capable of delivering a DC voltage that is adjustable between 0.5 and 9.5 V. This is controlled by the microprocessor on unit A3 via 6 bits of information that allow 64 adjustment steps. This happens via the data signal SDA (Serial Data) and the synchronization signal SCL (Serial Clock). The data bits are preceded by address bits that are compared with the fixed address A0/A1/A2 applied to pin 7, 8 and 9. This determines if N9001, N9002 or N9003 reacts on the bitstream.

Note: a solder pad is present in the SDA and SCL input lines of every IC. This gives the possibility to isolate a suspected IC from the other in case a fault is suspected.

5.1.1.5 *Main and delayed time base triggering*

Diagram 12

The main time base triggering (MTR) is mainly formed by IC D6541. The other IC D6621 is the peak-peak detector for the trigger level. The balanced input signal for triggering on vertical channels 1, 2, 3 or 4 is applied to pin 7 and 8. This signal can originate from one of the 4 vertical preamplifier sections where the source selection is also done. The dc biasing currents come from the circuit with V6506, V6507 and V6532. This circuit is also supplied with the line trigger sinewave signal MTRLINE that comes from the power supply. This signal can be used for mains/line triggering and is selected on the next diagram.

The output signal of D6541 is available at pin 19 and 20. This signal is routed to the main time base (MTB) via the level shifters V6573 and V6574. The signal MTRVIDEO from output pin 2 of D6541 is routed to the TV trigger circuit.

The IC D6541 incorporates the filters for HF reject (external capacitor C6549), LF reject (external capacitor C6551) and AC (external capacitors C6559, C6561, C6562). These filter modes are switched with the control signals MTRLF-HD (pin 3) and MTRHF-HD (pin 14). Positive/negative slope and video are switched with the control signals MTRSLOPE (pin 21) and MTRTVSEL-HD (pin 4). The logic levels of these control signals are indicated in two tables on the diagram. The signal MTRSEN is a DAC output voltage that determines the gain of the trigger amplifier.

A balanced current signal leaves D6541 at pins 26 and 27. This signal is converted into a voltage signal via V6604 and V6606. The voltage signal is applied to pins 3 and 7 of the peak-peak detector D6621. This IC detects the positive and negative peak values of the trigger signal. It reduces in the peak-peak trigger mode (switched with MTRPPLEV-HD) the range of the level (LEVMTB) to just within the peak-peak signal value.

The output of the peak-peak detector is present at pin 14 and 15 and routed to level input pin 22 and 23 of D6541, via the level shifter with V6667, V6668, V6686 and V6687. At this point a level offset correction is also introduced via DAC signal MTRBAL. The level is fixed in TV trigger mode by giving signal LEVMTB a predefined fixed level. The output pulse MTRTVSYNC from the TV synchronization separator circuit (see next diagram) is applied to the base of V6687. This signal is interrupted if the TV trigger mode is off.

The series parallel converter D9011 has outputs that control a number of on/off functions in the MTB triggering. D9011 is controlled by the microprocessor on unit A3. This happens via the data signal SDA (Serial DAta) and the synchronization signal SCL (Serial CLock). The enable signal is STROBE1-HT.

Diagram 13

This diagram shows the TV trigger circuit. The signal MTRVIDEO from pin 2 of MTR circuit D6541 is applied to the input of the TV CLAMP circuit V6754/V6757/V6759/V6763/V6768. The peak level of the synchronization pulses is detected via V6757 and C6758. The TV signal at the base of V6768 is kept at a constant level via V6759 and V6754. Diode V6761 cuts off the video information so that only synchronization pulses are applied to input pin 2 of N6771.

The TV synchronization separator N6771 is able to decode three different types of sync pulses. The analog control signal MTRTVMODE at pin 6 can have 3 different values that determine the TV standard in which the circuit will work. The standards and respective control voltages are indicated in a table.

N6771 separates the TV synchronization pulses. The following signals are available at its outputs:

- Pin 1 carries negative going line (MTRTVL) pulses. These pulses can be applied to the MTB trigger (MTR) section via multiplexer D6781. Via multiplexer D7711/3,4,5,9 they are applied to the delayed trigger (DTR) section.
- Pin 3 carries the negative going field pulses (MTRTVFR) that appear at the beginning of field 1 and field 2.
- Pin 7. The signal is high during field 1 and low during field 2. Field 1 and Field 2 together form one frame.

The set/reset flipflops D6779 make the field 1 (MTRTVFLD1) and field 2 (MTRTVFLD2) pulses. As input signals are used the output signals at pin 7 and 3 of N6771.

The multiplexers D6781 and D7771 select the TV and line trigger sources for MTR and DTR:

- The MTB TV trigger signal is MTRTVSYNC. It originates from D6781/14.
- The DTB TV trigger signal is DTRTVL. It originates from D7711/15.
- The signal VSYNC from D6781/4 is not used: it will be used for extensions such as digital signal storage.
- The MTB mains/line trigger signal is MTRLINE. It is switched via D5001/10,11,12.
- The DTB mains/line trigger signal is DTRLINE. It originates from D7711/13.
- Signal VSYNC carries the selected TV field 1 or TV field 2 pulse. This signal is used on the digitizer unit A8. It is routed via socket X6794 on unit A1 to X8505 on unit A8.

Diagram 14

This diagram shows the DTB trigger (DTR) circuits. This circuit is build up around D7541. It is a simplified replica of the main trigger circuit. This because of the fact that the DTR is not equipped with peak-peak trigger facility. The level signal LEVDTB is applied almost directly to pin 22 and 23 of D7541. The transistors V7686 and V7687 are used to convert an asymmetrical LEVDTB signal into a symmetrical signal. At this point the TV line synchronization pulses (DTRTVL) are applied to the delayed trigger section when required.

The XDEFL CIRCUIT is used for X-DEFlection via the balanced X deflection signals DTRXDEF1 and DTRXDEF0 (pin 15 and 16 of D7541). The outputs of the circuit are TBXOUT1/TBXOUT0 and are applied to the time base section. It is there where the selection is done between X- deflection signal, MTB sawtooth and DTB sawtooth. Position control is achieved by signal DTRXPOS which is derived from LEVDTB via switch D7711/4,9,3. This switch is indicated on the preceding circuit diagram.

D9013 is used to determine the modification state of the unit A1. This is important in connection with the microprocessor hardware. The 8 outputs of D9013 are made high one by one after the oscilloscope is turned on. Via output diodes V7801 ... V7808 the high level is passed through. Depending on the modification state of the unit, one or more diodes are inserted into the p.c.b.. This gives the possibility to program 256 different modification levels.

5.1.1.6 Main and delayed time base and control logic

Diagram 15

This diagram incorporates the control logic for the main and delayed time base. This logic consists mainly of IC D8004. Also the input signal for the final Z-amplifier is generated on this diagram and occurs in D8003.

The selected trigger signals for the main time base are MTRIG0/MTRIG1 and are applied to pin 7 and pin 6 of D8004. This results via output pin 24 and V8013/V8014 into signal MTBGATE that starts the main time base (MTB). Signal STRCALM-HT is used to start the MTB via V8003. This occurs during autocalibration of the MTB.

The signal ALTCLK is derived here via V8018. This signal is used for display switching in ALternate display mode. This happens in D9009 in the section that controls the display and trigger sources.

The selected trigger signals for delayed time base (DTB) are DTRIG0/DTRIG1 and are applied to pin 9 and pin 8 of D8004. This results via output pin 18 and V8012/V8011 into signal DTBGATE that starts the DTB. Signal STRCALD-HT is used to start the DTB via V8007. This occurs during autocalibration of the DTB.

D8004 has inputs and outputs with the following functions:

- TBEOHO-LX goes low at the end of the hold-off period.
- TBAUTO-LD is low if auto free run mode is active.
- TBEOH-HX goes high at the end of the MTB sweep.
- TBSTD-LX goes low to start the DTB sweep.
- TBEOD-HX goes high at the end of the delayed sweep.

- TBNOTTR-HT goes high if the MTB is not triggered.
- TBSEL selects MTB if high and DTB if low.
- TBSSG-HT goes high at the end of a single sweep.
- DSOM (pin 2) goes high if a MTB trigger occurs. The connected circuit with V8023/8024 generates signal DSOMOUT that is routed via coax socket X8011 to socket X8503 on digitizer unit A8.
- DSOD (pin 14) goes high if a DTB trigger occurs. The connected circuit with V8029/V8031 generates signal DSODOUT that is routed via coax socket X8014 to socket X8501 on digitizer unit A8.
- DSODGATE from V8012/V8011 informs the digitizer on unit A8 that the analog delayed sweep is on. The signal is routed from coax socket X8013 to socket X8502.
- TVHOLD-LD is generated on the digitizer and can extend the hold off time of the main time base. This is used in TV trigger mode. The signal is routed from X8504 on unit A8 to X6010 on unit A1.
- TBHOTXT informs the digitizer A8 about the presence of the hold off period of the analog time base. The signal is routed to X8101/A12 on unit A8 via the connector board A10.

V8061/V8062/V8063/V8066 form the "V peak-peak circuit". It plays a role as the automatic positioning of the cursors on the top and bottom of the signal (Vpp mode). This function works via the DTB trigger circuit and is mainly software based. V8062/V8063 form a set-reset flipflop with inputs with hysteresis. The flipflop is set with the DSOD pulse that goes high at the moment that a DTB trigger pulse is detected. This is signalled to the microprocessor via V8066 which makes the TTL signal VPPTTEST-LD. The shape of the waveform is scanned by the microprocessor by monitoring the signal VPPTTEST-LD at different DTB trigger LEVEL positions. The flipflop is reset by the microprocessor via signal STRCALD-HT.

The balanced output signals ZTRA0 and ZTRA1 from pin 10 and 11 of D8003 are applied to the final Z-amplifier in order to control the intensity on the CRT screen. An important input signal is TBZB from D8004/19. This signal is high if the MTB sweep is on and during this time the light on the CRT is on. The intensified part during the time that the DTB sweep is on is switched on if signal TBZA is high. TBZA originates from D8004/20.

The signal CHBL that is applied to D8003/15 is influenced from the chopper blanking signal CHBLANK-HX and from the external Z-MODulation signal. The DAC output signals TBINTRAT-XA (pin 3) and INTTRA respectively influence the intensity ratio between MTB and DTB display and the total intensity on the CRT.

The signal TBXDEFL-LD (pin 6) switches the light continuously on if it is low. This happens in the X-DEFlection mode.

The circuit with V8002/V8006 is used for Z-MODulation via the BNC socket at the rear of the oscilloscope. The output signal of the circuit is TBZEXT and it is applied to D8003/16.

D9008 has outputs that control a number of on/off functions. The IC's of this type are connected in cascade as a shift register. The IC's are controlled by the microprocessor on unit A3. This happens via the data signal TBD01 (from the preceding D9011); the synchronization signal TBSCCL (Time Base Serial CLock). The enable signal is STROBE1-HT. New data can be clocked into the shift register if STROBE1-HT is low. The new data becomes available at the outputs at the low-to-high transition of STROBE1-HT.

N8005 is an octal digital-to-analog converter. The IC has 8 outputs that can deliver a DC voltage that is adjustable between 0.5 and 9.5 V. This is controlled by the microprocessor on unit A3 via 6 bits of information that allow 64 adjustment steps. This happens via the data signal SDA (Serial DAta) and the synchronization signal SCL (Serial CLock). The data bits are preceded by address bits that are compared with the fixed address A0/A1/A2 applied to pin 7, 8 and 9. This determines if N8005 or similar IC's in the instrument will react on the bitstream.

Note: a solder pad is present in the SDA and SCL input lines of each IC. This gives the possibility to isolate one IC from the others in case a fault is suspected.

Diagram 16

This diagram indicates the timing circuits for the MTB. The principle of the time base is that a capacitor is charged with a constant current. This gives a time-linear voltage across the capacitor; the so-called sawtooth or sweep signal. The timing capacitance consists of C6011 that is always in circuit and C6012, C6013 that are activated via the switching transistors V6016 and V6019. The MTB control is done in IC D6011.

The constant current is supplied via transistor V6003 and V6005. The current source consists of voltage divider R6002 through R6007 with precision resistors. The voltage across this divider can be influenced by DAC output voltage MTBVAR via N6007/5,6,7 and V6001. This is necessary for continuous time/div control (VAR) and calibration. The voltage on a tap of the voltage divider can be selected via multiplexer D6001. This voltage (MCSCONTROL) is applied to the base of V6003 and V6004. This occurs via operational amplifier N6006. Via multiplexer D6002 two different emitter resistance values can be selected for V6003 and another two for V6004. The resistance values differ by a factor of 10: the emitter resistance for V6003 is switchable between R6014 (time base magnifier x10) and R6013 (magnifier x1). The emitter resistance for V6004 is switchable between R6016 (time base magnifier x10) and R6015 (magnifier x1).

The current from V6004 is applied to pin 16 of D6011 and is used as a reference. The sawtooth that is generated across the timing capacitor(s) is applied to pin 18 of D6011. Inside this IC is the time base switching transistor. The start of the sawtooth is initiated by signal MTBGATE that is applied to pin 20 of D6011. The sawtooth is also applied to pin 17 and converted into a balanced output signal that is available pin 12 and 13. The MTB sweep pickoff circuit consists of Source follower V6013 (and matching V6014) and emitter follower V6012. Horizontal position control is achieved via DAC output signal TBXPOS at pin 14.

Input signal TBCALREF at D6011/28 and output signal MTBCALTST at D6011/24 provide autocalibration of the time base. The sweep is switched on via STRCALM-HT and MTBGATE and compared with reference voltage TBCALREF. Via switching of output signal MTBCALTST, the microprocessor knows if the current source delivers the correct current. In case of inaccuracies the microprocessor makes corrections.

The start of the DTB is initiated by a low level of signal TBSTD-LX at pin 1 of D6011. The signal is generated via comparison of the MTB sawtooth signal and the adjustable DC voltage DTBM (delay time multiplier). The DTBM signal is coming from DAC output N6014/6 via operational amplifier N6008/5,6,7.

The signal TBEOM-HX at pin 4 of D6011 becomes high at the end of the MTB sweep. The signal TBEHO-LX at pin 5 of D6011 becomes low at the end of the hold off period. The length of the hold off period is determined by the DAC output voltage HOLDOFF that is applied to D6011/7.

The MTB is switched on by making MTBONOFF (D6011/11) high. This signal is derived from control signal TBSEL. TBSEL is high during X deflection by the MTB and low during DTB. The MTB is also off in external X- deflection mode.

V6006 is on during the fast time base positions. It activates a stabilizing circuit that is connected with D6011/21.

The circuit with V6042 and C6033 assures that the hold off time in the fastest time base positions will never become shorter than 3 μ s. The circuit with C6035, V6002, C6017, V6008 and C6415 is responsible for the hold off timing. C6035 is always in circuit and C6017 and C6415 are activated by switching transistors. The capacitors are charged in parallel with the MTB timing capacitors. During the hold-off time that follows they are discharged by a current source inside D6011. The hold-off time can be varied by varying the discharging current.

The table shows the active main time base sections as a function of time/div setting:

main time base									
Time	Current source				Charge	Timing caps		Hold off caps	
/div	MTBI2	.I1	.I0	.I10	Current V6005/c	C6012 MTBC2	C6013 MTBC3	C6415 HONAN	C6017 HOMU
0.5s	L	L	L	L	8uA	L	H	H	H
0.2s	L	L	H	L	18uA	L	H	H	H
0.1s	L	H	L	L	35uA	L	H	H	H
50ms	L	L	L	H	70uA	L	H	H	H
20ms	L	L	H	H	175uA	L	H	H	H
10ms	L	H	L	H	350uA	L	H	H	L
5ms	L	H	H	H	700uA	L	H	H	L
2ms	H	L	L	H	1.75mA	L	H	H	L
1ms	H	L	H	H	3.5mA	L	H	H	L
.5ms	L	L	L	L	8uA	H	L	H	L
.2ms	L	L	H	L	18uA	H	L	H	L
.1ms	L	H	L	L	35uA	H	L	L	L
50us	L	L	L	H	70uA	H	L	L	L
20us	L	L	H	H	175uA	H	L	L	L
10us	L	H	L	H	350uA	H	L	L	L
5us	L	H	H	H	700uA	H	L	L	L
2us	H	L	L	H	1.75mA	H	L	L	L
1us	H	L	H	H	3.5mA	H	L	L	L
.5us	L	L	L	H	70uA	L	L	L	L
.2us	L	L	H	H	175uA	L	L	L	L
.1us	L	H	L	H	350uA	L	L	L	L
50ns	L	H	H	H	700uA	L	L	L	L
20ns	H	L	L	H	1.75mA	L	L	L	L

Diagram 17

This diagram indicates the timing circuits for the DTB. It is basically identical to the diagram of the MTB. For a description refer to the explanation of the corresponding circuit parts in diagram 16. The additional parts in this diagram are explained below.

The point where the input signals for the final X amplifier are applied is present on this diagram. This point is formed by the emitters of V7031 and V7032. The balanced signals that are applied are the combined MTB and DTB outputs TBXOUT0/TBXOUT1 and the external X-DEFlection signals TBXOUT0-XA/TBXOUT1-XA.

The circuit with N7016 makes an accurate voltage +15TBREF for the MTB and DTB timing circuits. Also the TBCALREF voltage for time base calibration is made here. As a reference for this circuit the +10VREF is used.

The circuit with D7005 converts the 5 digital 0V/5V signals into one analog signal with 32 possible levels. This signal can be read by an analog input of the microprocessor.

The circuit with multiplexer D7004 selects accurate voltages that come from a divider network with precision resistors R7064 through R7067. Operational amplifier N7014/2,3,6 is supplied with these voltages in order to calibrate the X-path from the MTB. Operational amplifier N7015/2,3,6 does the same for DTB. Voltage DSW (present at the DTB output) is made equal to the selected voltage from the voltage divider R7064 through R7067. This occurs via feedback signal DCLOOP. This gives a defined input voltage for the X-path (including the D7011

output stage). The output voltage XCAL at the horizontal deflection plates of the CRT is measured and horizontal calibrations are performed. During normal oscilloscope functioning the multiplexer connects pin 3 + 4 and pin 13 + 11. This switches V7093 and V7094 on and the feedback paths for MTB and DTB are interrupted.

The table shows the active delayed time base sections as a function of time/div setting:

delayed time base						
Time	Current source				Charge	Timing capacitor
/div	DTBI2	.11	.10	.110	Current V7005/c	C7012 DTBC2
.5ms	L	L	L	L	8uA	H
.2ms	L	L	H	L	18uA	H
.1ms	L	H	L	L	35uA	H
50us	L	L	L	H	70uA	H
20us	L	L	H	H	175uA	H
10us	L	H	L	H	350uA	H
5us	L	H	H	H	700uA	H
2us	H	L	L	H	1.75mA	H
1us	H	L	H	H	3.5mA	H
.5us	L	L	L	H	70uA	L
.2us	L	L	H	H	175uA	L
.1us	L	H	L	H	350uA	L
50ns	L	H	H	H	700uA	L
20ns	H	L	L	H	1.75mA	L

5.1.2 Signal name list

Note: In the signal name list you find the itemnumber of the component that is source or destination. Behind this itemnumber (separated by ":") you find the number of the diagram where the source/destination can be found.

NAME	MEANING	SOURCE	DESTINATION
ALTCLK	ALTERNATE DISPLAY MODE CLOCK	V8018:15	V5503:10
ATCAL	SIGNAL FOR GAIN CALIBRATION	N1104:05	R1008:01 R2008:02 R3008:03 R4008:04
AT1AC/DC	AC/DC INPUT COUPLING SELECTION CH1	D9001:11	K1002:01
AT1LFCAL	LF CORRECTION CONTROL SIGNAL CH1	N9001:11	R1102:05
AT1LFCOR0	LF CORRECTION 0 CH1	N1102:05	R1029:01
AT1LFCOR1	LF CORRECTION 1 CH1	N1103:05	R1028:01
AT1LOOPCAL	LF GAIN CONTROL CH1	N9001:11	R1113:05
AT1LOOPCOR	LF GAIN CONTROL IN FEEDBACK LOOP CH1	R1113:05	V1001:01
AT1OFFSET	OFFSET CONTROL SIGNAL CH1	N9001:11	R1039:01
AT1OUT0	ATTENUATOR 1 OUTPUT 0 CH1	R1074:01	D1201:06
AT1OUT1	ATTENUATOR 1 OUTPUT 1 CH1	V1013:01	D1201:06
AT1PROBE	PROBE DETECTION SIGNAL CH1	X1002:01	R1096:05
AT1PROT	50Ω PROTECTION CH1	R1011:01	N1101:05
AT1.50E	50Ω INPUT IMPEDANCE SELECTION CH1	D9001:11	K1001:01

AT1/001	/1 ATTENUATOR SELECTION CH1	D9001:11	K1003:01
AT1/010	/10 ATTENUATOR SELECTION CH1	D9001:11	K1004:01
AT1/100	/100 ATTENUATOR SELECTION CH1	D9001:11	K1006:01
AT1/2.5	/2.5 ATTENUATOR SELECTION CH1	D9001:11	V1017:01
AT12REP	COMMON FOR ALL RELAIS CH 1, 2	D9001:11	K1001:01 K1006:01 K2001:01 K2006:02
AT2AC/DC	AC/DC INPUT COUPLING SELECTION CH2	D9001:11	K2002:02
AT2LFCAL	LF CORRECTION CONTROL SIGNAL CH2	N9001:11	R2102:05
AT2LFCOR0	LF CORRECTION 0 CH2	N1102:05	R2029:02
AT2LFCOR1	LF CORRECTION 1 CH2	N1103:05	R2028:02
AT2LOOPCAL	LF GAIN CONTROL CH2	N9001:11	R2113:05
AT2LOOPCOR	LF GAIN CONTROL IN FEEDBACK LOOP CH2	R2113:05	V2001:02
AT2OFFSET	OFFSET CONTROL SIGNAL CH2	N9002:11	R2039:02
AT2OUT0	ATTENUATOR 2 OUTPUT 0 CH2	R2074:02	D2201:06
AT2OUT1	ATTENUATOR 2 OUTPUT 1 CH2	V2113:02	D2201:06
AT2PROBE	PROBE DETECTION SIGNAL CH2	X2002:02	R2096:05
AT2PROT	50Ω PROTECTION CH2	R2011:02	N1101:05
AT2.50E	50Ω INPUT IMPEDANCE SELECTION CH2	D9001:11	K2001:02
AT2/001	/1 ATTENUATOR SELECTION CH2	D9001:11	K2003:02
AT2/010	/10 ATTENUATOR SELECTION CH2	D9001:11	K2004:02
AT2/100	/100 ATTENUATOR SELECTION CH2	D9001:11	K2006:02
AT2/2.5	/2.5 ATTENUATOR SELECTION CH2	D9001:11	V2017:02
AT3AC/DC	AC/DC INPUT COUPLING SELECTION CH3	D9002:11	K3002:03
AT3LFCAL	LF CORRECTION CONTROL SIGNAL CH3	N9003:11	R3102:05
AT3LFCOR0	LF CORRECTION 0 CH3	N3102:05	R3029:03
AT3LFCOR1	LF CORRECTION 1 CH3	N3103:05	R3028:03
AT3LOOPCAL	LF GAIN CONTROL CH3	N9003:11	R3113:05
AT3LOOPCOR	LF GAIN CONTROL IN FEEDBACK LOOP CH3	R3113:05	V3001:03
AT3OFFSET	OFFSET CONTROL SIGNAL CH3	N9002:11	R3039:03
AT3OUT0	ATTENUATOR 3 OUTPUT 0 CH3	R3074:03	D3201:07
AT3OUT1	ATTENUATOR 3 OUTPUT 1 CH3	V3013:03	D3201:07
AT3PROBE	PROBE DETECTION SIGNAL CH3	X3002:03	R3096:05
AT3PROT	50Ω PROTECTION CH3	R3011:03	N1101:05
AT3.50E	50Ω INPUT IMPEDANCE SELECTION CH3	D9002:11	K3001:03
AT3/001	/1 ATTENUATOR SELECTION CH3	D9002:11	K3003:03
AT3/010	/10 ATTENUATOR SELECTION CH3	D9002:11	K3004:03
AT3/100	/100 ATTENUATOR SELECTION CH3	D9002:11	K3006:03
AT3/2.5	/2.5 ATTENUATOR SELECTION CH3	D9002:11	V3016:03
AT34REP	COMMON FOR ALL RELAIS CH 3, 4	D9002:11	K3001:03 K3006:03 K4001:03 K4006:04
AT4AC/DC	AC/DC INPUT COUPLING SELECTION CH4	D9002:11	K4002:04
AT4LFCAL	LF CORRECTION CONTROL SIGNAL CH4	N9003:11	R4102:05
AT4LFCOR0	LF CORRECTION 0 CH4	N3102:05	R4029:04
AT4LFCOR1	LF CORRECTION 1 CH4	N3103:05	R4028:04
AT4LOOPCAL	LF GAIN CONTROL CH4	N9003:11	R4113:05
AT4LOOPCOR	LF GAIN CONTROL IN FEEDBACK LOOP CH4	R4113:05	V4001:04
AT4OFFSET	OFFSET CONTROL SIGNAL CH4	N9003:11	R4039:04
AT4OUT0	ATTENUATOR 4 OUTPUT 0 CH4	R4074:04	D4201:07
AT4OUT1	ATTENUATOR 4 OUTPUT 1 CH4	R4013:04	D4201:07

AT4PROBE	PROBE DETECTION SIGNAL CH4	X4002:04	R4096:05
AT4PROT	50Ω PROTECTION CH4	R4011:04	N1101:05
AT4.50E	50Ω INPUT IMPEDANCE SELECTION CH4	D9002:11	K4001:04
AT4/001	/1 ATTENUATOR SELECTION CH4	D9002:11	K4003:04
AT4/010	/10 ATTENUATOR SELECTION CH4	D9002:11	K4004:04
AT4/100	/100 ATTENUATOR SELECTION CH4	D9002:11	K4006:04
AT4/2.5	/2.5 ATTENUATOR SELECTION CH4	D9002:11	V4017:04
CNT1CH-HX	CHANNEL 1 ON/OFF SIGNAL	R5559:10	D1301:08
CNT1DT-HT	DTB TRIGGER ON CH1 ON/OFF	D5502:10	D1301:08
CNT1MT-HT	MTB TRIGGER ON CH1 ON/OFF	D5501:10	D1301:08
CNT2CH-HX	CHANNEL 2 ON/OFF SIGNAL	R5558:10	D2301:08
CNT2DT-HT	DTB TRIGGER ON CH2 ON/OFF	D5502:10	D2301:08
CNT2MT-HT	MTB TRIGGER ON CH2 ON/OFF	D5501:10	D2301:08
CNT3CH-HX	CHANNEL 3 ON/OFF SIGNAL	R5557:10	D3301:08
CNT3DT-HT	DTB TRIGGER ON CH3 ON/OFF	D5502:10	D3301:08
CNT3MT-HT	MTB TRIGGER ON CH3 ON/OFF	D5501:10	D3301:08
CNT4CH-HX	CHANNEL 4 ON/OFF SIGNAL	R5556:10	D4301:08
CNT4DT-HT	DTB TRIGGER ON CH4 ON/OFF	D5502:10	D4301:08
CNT4MT-HT	MTB TRIGGER ON CH4 ON/OFF	D5501:10	D4301:08
CPBLANK-HX	CHOPPER BLANKING SIGNAL	R5517:10	C8002:15
DLDOFFSET	DELAY LINE DRIVER OFFSET	N9003:11	R5018:09
DLDOU0	DELAY LINE DRIVER OUTPUT 0	R5063:09	DELAY LINE
DLDOU1	DELAY LINE DRIVER OUTPUT 1	R5062:09	DELAY LINE
DLEN0-HT	DATA LATCH ENABLE 0	X9001:18	D9001:11
DLEN1-HT	DATA LATCH ENABLE 1	X9001:18	D9002:11
DLEN2-HT	DATA LATCH ENABLE 2	X9001:18	D9006:16
DSOD	SET OF FLIPFLOP AUTOPOS Y-CURSOR	D8004:15	R8057:15
DTBCALTST	DTB CAL TEST SIGNAL	D7011:17	D7005:17
DTBVAR	DTB VARIABLE CONTROL SIGNAL	N8005:15	R7009:17
DTBGATE	DTB GATE SIGNAL	V8011:15	D7011:17
DTRHF-HD	DELAYED TRIGGER HF FILTER SWITCH	D9012:14	R7544:14
DTRIG0	DELAYED TRIGGER OUTPUT SIGNAL 0	V7574:14	D8004:15
DTRIG1	DELAYED TRIGGER OUTPUT SIGNAL 1	V7573:14	D8004:15
DTRLF-HD	DELAYED TRIGGER LF FILTER SWITCH	D9007:17	R7542:14
DTRLNE	X-DEFLECTION VIA LINE SIGNAL	D7711:13	V7506:14
DTRLINESW-HD	X-DEFLECTION VIA LINE SWITCHING	D9012:14	D7711:13
DTRSEN	DELAYED TRIGGER SENSITIVITY CONTROL	N8005:15	R7554:14
DTRSLOPE	DELAYED TRIGGER SLOPE CONTROL	D9007:17	R7547:14
DTRTVL	DELAYED TRIGGER TV LINE TRIG SIGNAL	D7711:13	R7696:14
DTRTVSEL-HD	DELAYED TV TRIGGER SELECTION	R7543:14	D7711:13
DTRXDEF0	DELAYED TRIGGER X DEFLECTION SIGNAL 0	D7541:14	R7754:14
DTRXDEF1	DELAYED TRIGGER X DEFLECTION SIGNAL 1	D7541:14	R7753:14
DTRXDSEL-HD	DELAYED TRIGGER X DEFLECTION SELECTION	D9012:14	R7546:14
FNCBWL	BANDWIDTH LIMITER ON/OFF	D9003:11	D1301:08 D2301:08 D3301:08 D4301:08
FNC1DTR0	DTB TRIGGER ON CH1 OUTPUT SIGNAL 0	D1301:08	R7522:14
FNC1DTR1	DTB TRIGGER ON CH1 OUTPUT SIGNAL 1	D1301:08	R7521:14
FNC1MTR0	MTB TRIGGER ON CH1 OUTPUT SIGNAL 0	D1301:08	R6522:12
FNC1MTR1	MTR TRIGGER ON CH1 OUTPUT SIGNAL 1	D1301:08	R6521:12
FNC1OUT0	CHANNEL 1 OUTPUT SIGNAL 0	D1301:08	R1313:09
FNC1OUT1	CHANNEL 1 OUTPUT SIGNAL 1	D1301:08	R1314:09

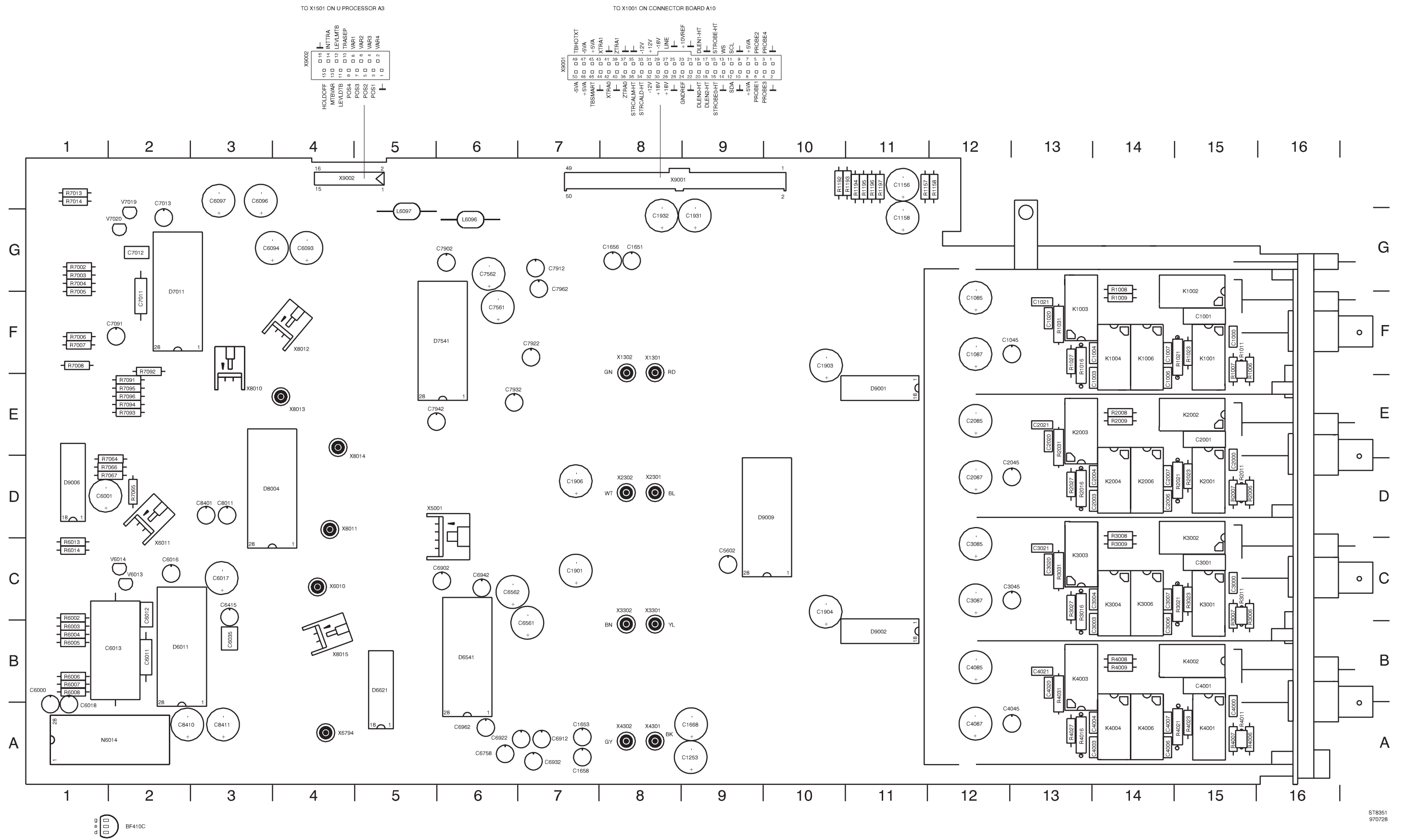
FNC2DTR0	DTB TRIGGER ON CH2 OUTPUT SIGNAL 0	D2301:08	R7524:14
FNC2DTR1	DTB TRIGGER ON CH2 OUTPUT SIGNAL 1	D2301:08	R7523:14
FNC2MTR0	MTB TRIGGER ON CH2 OUTPUT SIGNAL 0	D2301:08	R6524:12
FNC2MTR1	MTR TRIGGER ON CH2 OUTPUT SIGNAL 1	D2301:08	R6523:12
FNC2OUT0	CHANNEL 2 OUTPUT SIGNAL 0	D2301:08	R2313:09
FNC2OUT1	CHANNEL 2 OUTPUT SIGNAL 1	D2301:08	R2314:09
FNC3DTR0	DTB TRIGGER ON CH3 OUTPUT SIGNAL 0	D3301:08	R7527:14
FNC3DTR1	DTB TRIGGER ON CH3 OUTPUT SIGNAL 1	D3301:08	R7526:14
FNC3MTR0	MTB TRIGGER ON CH3 OUTPUT SIGNAL 0	D3301:08	R6527:12
FNC3MTR1	MTR TRIGGER ON CH3 OUTPUT SIGNAL 1	D3301:08	R6526:12
FNC3OUT0	CHANNEL 3 OUTPUT SIGNAL 0	D3301:08	R3313:09
FNC3OUT1	CHANNEL 3 OUTPUT SIGNAL 1	D3301:08	R3314:09
FNC4DTR0	DTB TRIGGER ON CH4 OUTPUT SIGNAL 0	D4301:08	R7529:14
FNC4DTR1	DTB TRIGGER ON CH4 OUTPUT SIGNAL 1	D4301:08	R7528:14
FNC4MTR0	MTB TRIGGER ON CH4 OUTPUT SIGNAL 0	D4301:08	R6529:12
FNC4MTR1	MTR TRIGGER ON CH4 OUTPUT SIGNAL 1	D4301:08	R6528:12
FNC4OUT0	CHANNEL 4 OUTPUT SIGNAL 0	D4301:08	R4313:09
FNC4OUT1	CHANNEL 4 OUTPUT SIGNAL 1	D4301:08	R4314:09
FNCYOP0	Y-OUT OPTION SIGNAL 0	D1301:08	Y-option
FNCYOP1	Y-OUT OPTION SIGNAL 1	D1301:08	Y-option
HOLDOFF	HOLD OFF CONTROL SIGNAL	X9002:18	R6032:16
INTTRA	TRACE INTENSITY CONTROL	X9002:18	R8049:15
LEVDTB	DELAYED TRIGGER LEVEL CONTROL	X9002:18	R7681:14
LEVMTB	MAIN TRIGGER LEVEL CONTROL	X9002:18	R6622:12
LINE	LINE TRIGGER SIGNAL	X9001:18	R7711:13
MTBCALTST	MTB CAL TEST SIGNAL	D6011:16	D7005:17
MTBGATE	MTB GATE SIGNAL	V8014:15	D6011:16
MTBVAR	MTB VARIABLE CONTROL SIGNAL	X9002:18	R6009:16
MTRBAL	MAIN TRIGGER BALANCE	N8005:15	R6709:12
MTRHF-HD	MAIN TRIGGER HF FILTER SWITCH	D9008:15	R6544:12
MTRIG0	MAIN TRIGGER OUTPUT SIGNAL 0	V6574:12	D8004:15
MTRIG1	MAIN TRIGGER OUTPUT SIGNAL 1	V6573:12	D8004:15
MTRLF-HD	MAIN TRIGGER LF FILTER SWITCH	D9011:12	R6542:12
MTRLINE	MAIN TRIGGER LINE TRIGGER SIGNAL	D5001:13	V6506:12
MTRPPLEV-HD	MAIN TRIGGERING AUTO PP OFF	D9011:12	V6628:12
MTRSEN	MAIN TRIGGER SENSITIVITY CONTROL	N8005:15	R6554:12
MTRSLOPE	MAIN TRIGGER SLOPE CONTROL	D9011:12	R6547:12
MTRTVMODE	MAIN TRIGGER TV SYSTEM SELECTION	N8005:15	R6772:13
MTRTVSEL-HD	MAIN TV TRIGGER SELECTION	D9011:12	V6757:13
MTRVIDEO	MAIN TV TRIGGER INPUT SIGNAL	D6541:12	V6754:13
PA1/2	ATTENUATION /2 CONTROL CH1	D9003:11	D1201:06
PA1ICL	CLAMP LEVEL CURRENT CH1	V1206:06	D1201:06
PA1ISY	SUPPLY CURRENT CH1	V1207:06	D1201:06
PA1LSA	LEVEL SHIFT A CH1	V1208:06	R1216:06
PA1LSB	LEVEL SHIFT B CH1	V1209:06	R1217:06
PA1OFFSET	OFFSET INPUT CIRCUIT CH1	N9001:11	R1203:06
PA1OFFSTRG	OFFSET LEVEL SHIFTER CH1	N9001:11	R1229:06
PA1OUT0	OUTPUT SIGNAL 0 CH1	V1202:06	R1301:08

PA1OUT1	OUTPUT SIGNAL 1 CH1	V1201:06	R1302:08
PA1X1	GAIN X1 CONTROL CH1	D9003:11	D1201:06
PA1X5	GAIN X5 CONTROL CH1	D9003:11	D1201:06
PAVREF	PREAMPL REFERENCE VOLTAGE	N1251:06	R1200:06
			R2200:06
			R3200:07
			R4200:07
PA2/2	ATTENUATION /2 CONTROL CH2	D9003:11	D2201:06
PA2ICL	CLAMP LEVEL CURRENT CH2	V2206:06	D2201:06
PA2ISY	SUPPLY CURRENT CH2	V2207:06	D2201:06
PA2LSA	LEVEL SHIFT A CH2	V2208:06	R2216:06
PA2LSB	LEVEL SHIFT B CH2	V2209:06	R2217:06
PA2OFFSET	OFFSET INPUT CIRCUIT CH2	N9002:11	R2203:06
PA2OFFSTRG	OFFSET LEVEL SHIFTER CH2	N9002:11	R2229:06
PA2OUT0	OUTPUT SIGNAL 0 CH2	V2202:06	R2301:08
PA2OUT1	OUTPUT SIGNAL 1 CH2	V2201:06	R2302:08
PA2X1	GAIN X1 CONTROL CH2	D9003:11	D2201:06
PA2X5	GAIN X5 CONTROL CH2	D9003:11	D2201:06
PA3/2	ATTENUATION /2 CONTROL CH3	D9004:11	D3201:07
PA3ICL	CLAMP LEVEL CURRENT CH3	V3206:07	D3201:07
PA3ISY	SUPPLY CURRENT CH3	V3207:07	D3201:07
PA3LSA	LEVEL SHIFT A CH3	V3208:07	R3216:07
PA3LSB	LEVEL SHIFT B CH3	V3209:07	R3217:07
PA3OFFSET	OFFSET INPUT CIRCUIT CH3	N9003:11	R3203:07
PA3OFFSTRG	OFFSET LEVEL SHIFTER CH3	N9003:11	R3229:07
PA3OUT0	OUTPUT SIGNAL 0 CH3	V3202:07	R3301:08
PA3OUT1	OUTPUT SIGNAL 1 CH3	V3201:07	R3302:08
PA3X1	GAIN X1 CONTROL CH3	D9004:11	D3201:07
PA3X5	GAIN X5 CONTROL CH3	D9004:11	D3201:07
PA4/2	ATTENUATION /2 CONTROL CH4	D9004:11	D4201:07
PA4ICL	CLAMP LEVEL CURRENT CH4	V4206:07	D4201:07
PA4ISY	SUPPLY CURRENT CH4	V4207:07	D4201:07
PA4LSA	LEVEL SHIFT A CH4	V4208:07	R4216:07
PA4LSB	LEVEL SHIFT B CH4	V4209:07	R4217:07
PA4OFFSET	OFFSET INPUT CIRCUIT CH4	N9003:11	R4203:07
PA4OFFSTRG	OFFSET LEVEL SHIFTER CH4	N9003:11	R4229:07
PA4OUT0	OUTPUT SIGNAL 0 CH4	V4202:07	R4301:08
PA4OUT1	OUTPUT SIGNAL 1 CH4	V4201:07	R4302:08
PA4X1	GAIN X1 CONTROL CH4	D9004:11	D4201:07
PA4X5	GAIN X5 CONTROL CH4	D9004:11	D4201:07
POS1	POSITION CONTROL CH1	X9002:18	R1308:08
POS2	POSITION CONTROL CH2	X9002:18	R2308:08
POS3	POSITION CONTROL CH3	X9002:18	R3308:08
POS4	POSITION CONTROL CH4	X9002:18	R4308:08
PROBE1	PROBE DETECTION/50Ω PROTECTION CH1	R1093:05	X9001:18
PROBE2	PROBE DETECTION/50Ω PROTECTION CH2	R2093:05	X9001:18
PROBE3	PROBE DETECTION/50Ω PROTECTION CH3	R3093:05	X9001:18
PROBE4	PROBE DETECTION/50Ω PROTECTION CH4	R4093:05	X9001:18

SCL	SERIAL CLOCK	X9001:18	D9009:10 D9001:11 D9002:11 D9003:11 D9004:11 D9006:16 D9007:17 D9008:15 D9011:12 D9012:14 N8005:15 N9001:11 N9002:11 N9003:11 R8403:16
SDA	SERIAL DATA	X9001:18	D9009:10 D9001:11 D9002:11 D9003:11 D9004:11 D9006:16 D9011:12 N8005:15 N9001:11 N9002:11 N9003:11 R8404:16
STRCALD-HT	RESET FLIPFLOP AUTOPOS Y-CURSOR	X9001:18	V8065:15 V8007:15
STROBE0-HT	STROBE/ENABLE SIGNAL 0	X9001:18	D9003:11 D9004:11
STROBE1-HT	STROBE/ENABLE SIGNAL 1	X9001:18	D9007:17 D9008:15 D9011:12 D9012:14
TBAUTO-LD	TIME BASE AUTO FREE RUN CONTROL	D9007:17	D8004:15
TBCALREF	TIME BASE CALIBRATION REFERENCE	V7011:17	D6011:16 D7011:17
TBD01	TIME BASE SERIAL DATA 01	D9011:12	D9008:15
TBD02	TIME BASE SERIAL DATA 02	D9008:15	D9007:17
TBD03	TIME BASE SERIAL DATA 03	D9007:17	D9012:14
TBEOM-HX	TIME BASE END OF MAIN SWEEP	D6011:16	D8004:15
TBEOD-HX	TIME BASE END OF DELAYED SWEEP	D7011:17	D8004:15
TBEHO-LX	TIME BASE END OF HOLD OFF	D6011:16	D8004:15
TBHOTXT	TIME BASE HOLD OFF FOR TEXT DISPLAY	R8026:15	X9001:18
TBINTRAT-XA	INTENS RATIO CONTROL SIGNAL	N8005:15	R8007:15
TBNOTTR-HT	TIME BASE NOT TRIGGERED SIGNAL	D8004:15	D7005:17
TDADA	TIME BASE SERIAL DATA	R8404:16	N6014:16
TDACL	TIME BASE SERIAL CLOCK	R8403:16	D9006:16 D9007:17 D9008:15 D9011:12 D9012:14 N6013:16 N8005:15

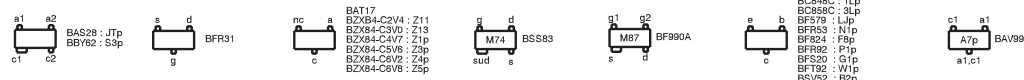
TBSEL	TIME BASE MTB/DTB SELECTION	R5501:10	R6018:16 R7028:17 R8072:15
TBSTD-LX	TIME BASE START OF DTB	D6011:16	D8004:15
TBSSG-HT	TIME BASE END OF SINGLE SWEEP	D8004:15	D7005:17
TBSMART	TIME BASE TEST SIGNALS	C7054:17	X9001:18
TBXDEFL-LD	X DEFLECTION CONTROL SIGNAL	D9012:14	V8015:15 R7772:
TBXOUT0	TIME BASE OUTPUT 0	D6011:16 D7011:17	R7077:17
TBXOUT0-XA	X DEFLECTION OUTPUT 0	R7754:14	V7031:17
TBXOUT1	TIME BASE OUTPUT 1	D6011:16 D7011:17	R7078:17
TBXOUT1-XA	X DEFLECTION OUTPUT 1	R7753:14	V7032:17
TBXPOS	TIME X POSITION	R8411:16	R6017:16 R7099:17
TRASEP	ANALOG TRACE SEPARATION SIGNAL	X9002:18	R5021:09
TRASEP-HC	DIGITAL TRACE SEPARATION CONTROL	R5524:10	D5001:09
VAR1	VARIABLE GAIN CONTROL CH1	X9002:18	R1211:06
VAR2	VARIABLE GAIN CONTROL CH2	X9002:18	R2211:06
VAR3	VARIABLE GAIN CONTROL CH3	X9002:18	R3211:07
VAR4	VARIABLE GAIN CONTROL CH4	X9002:18	R4211:07
VPPTTEST-LD	VOLT PP TEST AUTOPOS Y-CURSOR	V8066:15	D7005:17
XTRA0	X DEFLECTION OUTPUT SIGNAL 0	V7150:17	X9001:18
XTRA1	X DEFLECTION OUTPUT SIGNAL 1	V7151:17	X9001:18
ZTRA0	INTENSITY OUTPUT SIGNAL 0	D8003:15	X9001:18
ZTRA1	INTENSITY OUTPUT SIGNAL 1	D8003:15	X9001:18

5.1.3 Unit lay-outs



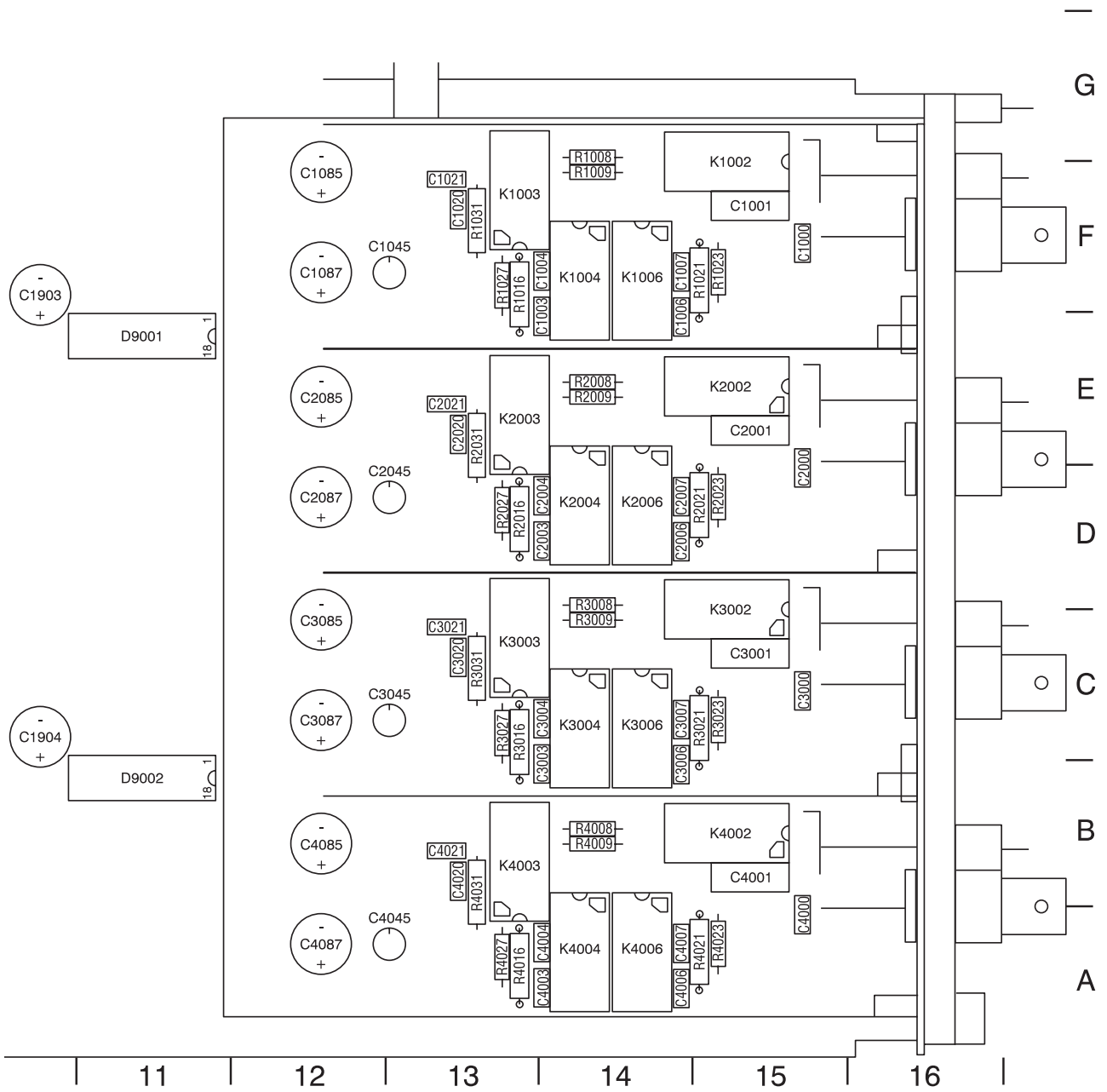
ST8351
970728

Lay-out 1 - Large component side of signal unit A1



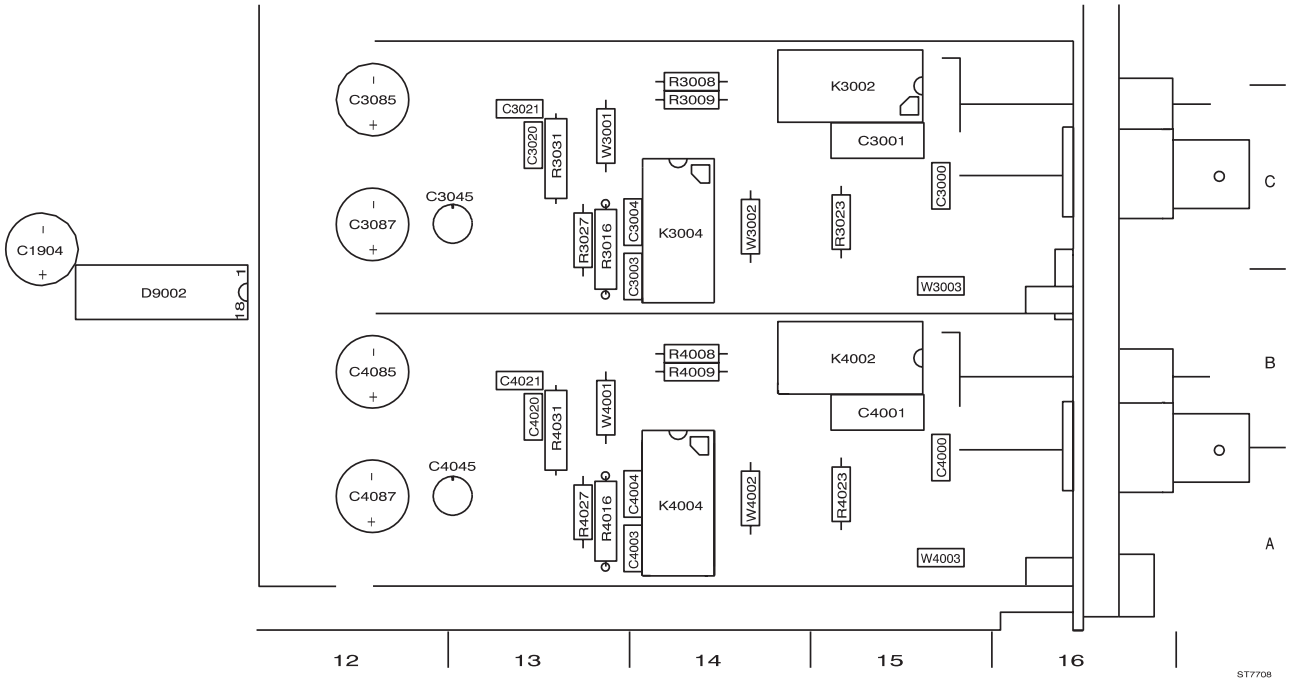
ST8352
970728

Lay-out 2 - Small component side of signal unit A1

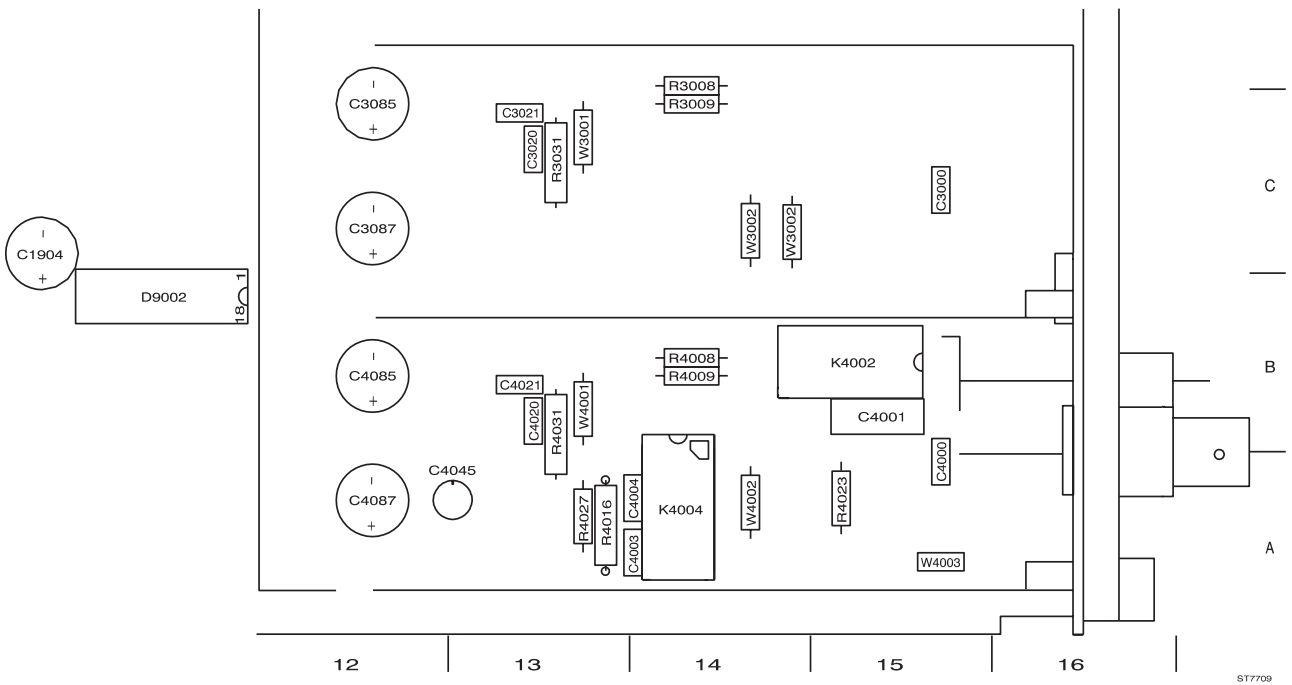


ST7950

Lay-out 1a - Large component side detail of signal unit A1 for PM3384B



Lay-out 1b - Large component side detail of signal unit A1 for PM3382B/92B



Lay-out 1c - Large component side detail of signal unit A1 for PM3370B/80B/90B

5.1.4 Location list Signal Unit A1

'-L' means that the component is located on the side with the large components. Otherwise the component is located on the side with small components (SMD's: surface mounted devices)

C1000 F15-L	C1087 F12-L	C2004 D14-L	C2204 E11
C1001 F15-L	C1088 F12	C2005 D15	C2205 D11
C1002 F14	C1101 G10	C2006 D14-L	C2208 E10
C1003 F14-L	C1102 G10	C2007 D14-L	C2209 E10
C1004 F14-L	C1151 H12	C2008 D14	C2210 D11
C1005 F15	C1152 H11	C2011 D14	C2211 D11
C1006 F14-L	C1153 G15	C2012 D14	C2301 E8
C1007 F14-L	C1156 H11-L	C2014 D13	C2302 E8
C1008 F14	C1157 H11	C2018 D13	C2303 E10
C1011 F14	C1158 H11-L	C2019 D13	C2304 D8
C1012 F14	C1159 G11	C2020 D13-L	C2305 D8
C1014 F13	C1201 F10	C2021 E13-L	C3000 C15-L
C1018 E13	C1204 G11	C2022 D13	C3001 C15-L
C1019 E13	C1205 F11	C2023 D13	C3002 B14
C1020 F13-L	C1208 F10	C2025 D13	C3003 B14-L
C1021 F13-L	C1209 F10	C2027 D13	C3004 C14-L
C1022 F13	C1210 F11	C2031 D12	C3005 C15
C1023 F13	C1211 F11	C2041 E13	C3006 D14-L
C1025 F13	C1250 G10	C2042 E13	C3007 C14-L
C1027 E13	C1251 G9	C2044 D12	C3008 C14
C1031 E12	C1252 G9	C2045 D13-L	C3011 C14
C1041 G13	C1253 A8-L	C2046 D12	C3012 B14
C1042 G13	C1254 A9	C2047 E13	C3014 C13
C1044 F12	C1301 F8	C2048 E12	C3018 B13
C1045 F13-L	C1302 F8	C2051 E12	C3019 B13
C1046 F12	C1303 G10	C2054 D12	C3020 C13-L
C1047 F13	C1304 F8	C2055 E12	C3021 C13-L
C1048 G12	C1305 F8	C2056 D12	C3022 C13
C1049 G13	C1611 A11	C2057 E12	C3023 C13
C1051 F12	C1651 G8-L	C2058 D12	C3025 C13
C1054 F12	C1652 G8	C2059 E12	C3027 B13
C1055 F12	C1653 A7-L	C2060 D12	C3031 B12
C1056 F12	C1654 D8	C2061 D15	C3041 D13
C1057 F12	C1656 G8-L	C2062 D15	C3042 D13
C1058 F12	C1657 D8	C2063 E14	C3044 C12
C1059 F12	C1658 A7-L	C2064 E14	C3045 C13-L
C1060 F12	C1659 D8	C2066 E13	C3046 C12
C1061 F15	C1661 D8	C2067 E13	C3047 C13
C1062 E15	C1662 D8	C2068 D14	C3048 D12
C1063 F14	C1668 A9-L	C2069 D14	C3051 C12
C1064 G14	C1669 A9	C2071 D15	C3054 C12
C1066 G13	C1901 C7-L	C2072 D14	C3055 C12
C1067 G13	C1903 F10-L	C2076 E15	C3056 C12
C1068 E14	C1904 C10-L	C2077 D15	C3057 C12
C1069 E14	C1906 D7-L	C2085 E12-L	C3058 C12
C1071 E15	C1931 H8-L	C2086 E13	C3059 C12
C1076 G15	C1932 H8-L	C2087 D12-L	C3060 C12
C1077 F15	C2000 D15-L	C2088 E12	C3061 C15
C1082 H10	C2001 E15-L	C2101 H10	C3062 B15
C1085 G12-L	C2002 D14	C2102 H10	C3063 C14
C1086 F13	C2003 D14-L	C2201 D10	C3064 D14

C3066 D13	C4056 A12	C5507 D10	C6113 A2
C3067 D13	C4057 B12	C5508 C10	C6114 A1
C3068 B14	C4058 A12	C5509 C10	C6115 A1
C3069 B14	C4059 B12	C5510 C10	C6116 A1
C3071 B15	C4060 A12	C5511 C10	C6117 A1
C3072 C14	C4061 A15	C5514 E9	C6118 A2
C3076 D15	C4062 A15	C5513 D9	C6305 B3
C3077 C15	C4063 B14	C5601 D9	C6415 C3-L
C3085 C12-L	C4064 B14	C5602 C9-L	C6504 B6
C3086 C13	C4066 B13	C5603 C9	C6549 B6
C3087 C12-L	C4067 B13	C5604 C9	C6551 B6
C3088 C12	C4068 A14	C6000 B1-L	C6557 C6
C3101 A10	C4069 A14	C6001 D2-L	C6559 C6
C3102 A10	C4071 A15	C6002 B1	C6561 C7-L
C3201 C10	C4072 A14	C6004 B2	C6562 C6-L
C3204 D11	C4076 B15	C6005 B2	C6581 B5
C3205 C11	C4077 A15	C6007 C1	C6583 C5
C3208 D10	C4085 B12-L	C6008 A2	C6617 B5
C3209 C10	C4086 B13	C6008 B1	C6623 A5
C3210 C11	C4087 A12-L	C6009 C2	C6624 A5
C3211 C11	C4088 B12	C6011 B2-L	C6639 A5
C3301 C8	C4101 A10	C6012 C2-L	C6642 A5
C3302 C8	C4102 A10	C6013 B2-L	C6644 B5
C3303 D10	C4201 A10	C6014 C2	C6647 B5
C3304 C8	C4204 B11	C6015 C2	C6648 B5
C3305 C8	C4205 A11	C6016 C2-L	C6649 A5
C4000 A15-L	C4208 B10	C6017 C3-L	C6707 B4
C4001 B15-L	C4209 B10	C6018 B1-L	C6751 B6
C4002 A14	C4210 A11	C6031 A3	C6758 A6-L
C4003 A14-L	C4211 A11	C6032 A3	C6768 A6
C4004 A14-L	C4301 B8	C6033 B3	C6773 A5
C4005 A15	C4302 B8	C6035 B3-L	C6777 A6
C4006 A14-L	C4303 B10	C6038 C3	C6779 B5
C4007 A14-L	C4304 A8	C6039 C3	C6783 A5
C4008 A14	C4305 A8	C6062 D2	C6787 A5
C4011 A14	C5000 E5	C6070 C4	C6902 C6-L
C4012 A14	C5001 E7	C6071 B2	C6903 C6
C4014 A13	C5002 E6	C6080 A4	C6904 B6
C4018 A13	C5003 E6	C6093 G4-L	C6912 A7-L
C4019 A13	C5004 C6	C6094 G4-L	C6913 A7
C4020 A13-L	C5005 C6	C6095 B2	C6922 A7-L
C4021 B13-L	C5006 D6	C6096 H3-L	C6923 A7
C4022 A13	C5007 C6	C6097 H3-L	C6924 A5
C4023 A13	C5008 E7	C6098 C3	C6932 A7-L
C4025 A13	C5010 D6	C6101 A2	C6933 A7
C4027 A13	C5012 D6	C6102 A2	C6934 B6
C4031 A12	C5015 D6	C6103 A2	C6942 C6-L
C4041 B13	C5016 D5	C6104 A2	C6943 C6
C4042 B13	C5017 C6	C6105 A2	C6953 A5
C4044 A12	C5018 D6	C6106 A2	C6962 B6-L
C4045 A13-L	C5501 D9	C6107 A2	C6963 A6
C4046 A12	C5502 D10	C6108 A2	C7001 G1
C4047 B13	C5503 D10	C6109 A2	C7002 F1
C4051 B12	C5504 C9	C6110 A2	C7003 E1
C4054 A12	C5505 D9	C6111 A2	C7004 F2
C4055 B12	C5506 D9	C6112 A2	C7005 F2

C7006 F2	C8003 D3	D3201 C11	L1001 F15
C7007 F2	C8004 D3	D3301 C8	L1301 F8
C7008 F2	C8005 E3	D4201 B11	L2001 D15
C7009 G2	C8006 E3	D4301 B8	L2301 D8
C7010 F3	C8007 D4	D5001 D5	L3001 C15
C7011 F2-L	C8008 F3	D5501 C10	L3301 C8
C7012 G2-L	C8009 C3	D5502 D10	L4001 A15
C7013 H2-L	C8010 C4	D5503 D9	L4301 A8
C7014 G2	C8011 D3-L	D6001 B1	L6096 G6-L
C7015 G6	C8013 D3	D6002 C1	L6097 H5-L
C7016 F2	C8014 D4	D6011 B2-L	N1001 F13
C7017 G2	C8015 D4	D6541 B6-L	N1101 H11
C7021 H2	C8017 E1	D6621 B5-L	N1102 G10
C7033 G3	C8020 E4	D6779 A5	N1103 G10
C7034 F2	C8021 D3	D6781 A4	N1104 G11
C7035 F2	C8022 D3	D7001 F1	N1202 G10
C7036 G4	C8032 C4	D7002 G1	N1251 F9
C7054 G4	C8034 G4	D7004 E2	N2001 D13
C7055 G3	C8035 D4	D7005 F3	N2202 E10
C7060 G7	C8036 F4	D7011 G2-L	N3001 C13
C7091 F2-L	C8060 E4	D7541 F6-L	N3102 A10
C7092 E2	C8062 F4	D7711 E6	N3103 A10
C7093 D2	C8063 F4	D8003 D3	N3202 D10
C7099 G3	C8064 E4	D8004 D3-L	N4001 A13
C7161 G7	C8065 E4	D8006 C4	N4202 B10
C7504 F6	C8066 E4	D9001 E11-L	N4204 B10
C7513 F6	C8070 D2	D9002 B11-L	N5001 E7
C7549 F6	C8071 F4	D9003 F10	N5002 E6
C7551 F6	C8093 D4	D9004 C10	N6006 B1
C7557 F5	C8094 D4	D9006 D1-L	N6007 B2
C7559 F6	C8095 E3	D9007 F4	N6008 A3
C7561 F6-L	C8101 C3	D9008 C4	N6014 A2-L
C7562 G6-L	C8102 E3	D9009 D10-L	N6771 A6
C7581 F5	C8401 D3-L	D9011 A4	N7006 G1
C7583 F5	C8403 A1	D9012 G4	N7007 E1
C7682 E6	C8404 A1	D9013 G5	N7014 D2
C7697 E6	C8405 H5	K1001 F15-L	N7015 E2
C7751 G5	C8410 A3-L	K1002 G15-L	N7016 E2
C7813 G5	C8411 A3-L	K1003 F13-L	N7952 F6
C7902 G6-L	C9011 H9	K1004 F14-L	N8005 B4
C7903 G6	C9012 H9	K1006 F14-L	N9001 G9
C7904 F5	C9015 H9	K2001 D15-L	N9002 F9
C7912 G7-L	C9016 H9	K2002 D15-L	N9003 A9
C7913 G6	C9018 H9	K2003 E13-L	N9004 B9
C7922 F7-L	C9019 H9	K2004 D14-L	R1001 F15
C7923 F7	C9020 H9	K2006 D14-L	R1002 F15
C7932 E6-L	C9034 H7	K3001 C15-L	R1003 F15
C7933 E6	C9036 H7	K3002 D15-L	R1006 F15-L
C7934 F5	C9041 H8	K3003 C13-L	R1007 F15-L
C7942 E6-L	C9042 H8	K3004 C14-L	R1008 G14-L
C7943 E5	D1151 H12	K3006 C14-L	R1009 G14-L
C7962 G7-L	D1152 H11	K4001 A15-L	R1010 F14
C7963 E6	D1201 F11	K4002 B15-L	R1011 F15-L
C8000 A4	D1301 F8	K4003 B13-L	R1012 F15
C8001 D3	D2201 E11	K4004 A14-L	R1013 F13
C8002 D2	D2301 E8	K4006 A14-L	R1014 F14

R1016 F14-L	R1095 G11	R1253 G9	R2003 D15
R1019 F15	R1096 G11	R1254 G9	R2006 D15-L
R1021 F15-L	R1097 H10	R1256 G9	R2007 D15-L
R1022 F14	R1101 G10	R1257 F9	R2008 E14-L
R1023 F15-L	R1102 G10	R1258 G10	R2009 E14-L
R1024 F14	R1103 G10	R1259 G10	R2010 D14
R1026 F13	R1104 G10	R1260 G10	R2011 D15-L
R1027 F13-L	R1106 G10	R1262 A7	R2012 D15
R1028 E13	R1112 H9	R1266 A7	R2013 E13
R1029 E13	R1113 H9	R1301 F9	R2014 D14
R1030 F13	R1114 H9	R1302 F9	R2016 D13-L
R1031 F13-L	R1141 G11	R1303 F8	R2019 D15
R1032 F13	R1151 H12	R1304 F8	R2021 D15-L
R1033 F13	R1152 H11	R1306 E8	R2022 D14
R1034 F13	R1153 H11	R1307 E8	R2023 D15-L
R1035 F13	R1154 H11	R1308 G10	R2024 D14
R1036 F12	R1155 H12	R1309 G10	R2026 D13
R1037 F12	R1156 H12	R1310 F8	R2027 D13-L
R1038 F13	R1157 H12-L	R1311 F8	R2028 D13
R1041 E12	R1158 H12-L	R1312 F8	R2029 D13
R1042 F12	R1159 H12	R1313 D7	R2030 E13
R1043 F13	R1192 H10-L	R1314 D7	R2031 E13-L
R1044 F13	R1193 H11-L	R1611 A10	R2032 D13
R1045 F13	R1194 H11-L	R1611 A11	R2033 D13
R1046 F12	R1195 H11-L	R1612 A10	R2034 E13
R1047 F12	R1196 H11-L	R1613 A11	R2035 D13
R1048 G12	R1197 H11-L	R1651 F8	R2036 E12
R1049 F13	R1200 G11	R1652 A8	R2037 E12
R1052 F13	R1201 F11	R1653 F8	R2038 D13
R1053 F13	R1202 F11	R1654 A8	R2039 D12
R1054 F13	R1203 F11	R1656 F8	R2041 D12
R1056 F12	R1204 F11	R1657 A8	R2042 D12
R1057 G12	R1205 F11	R1661 G8	R2043 D13
R1061 G12	R1207 F11	R1662 H8	R2044 D13
R1062 F12	R1208 F11	R1663 A8	R2045 D13
R1063 F12	R1209 F11	R1901 G11	R2046 D12
R1064 F12	R1210 F11	R1902 E10	R2047 D12
R1065 F12	R1211 G11	R1903 D11	R2048 E12
R1071 F12	R1212 G11	R1904 B10	R2049 E13
R1072 F12	R1213 F11	R1906 A7	R2052 E13
R1073 F12	R1214 F11	R1911 G10	R2053 D13
R1074 F12	R1215 F11	R1912 E10	R2054 D13
R1076 F12	R1216 F11	R1913 D11	R2056 D12
R1077 F12	R1217 F11	R1914 B10	R2057 E12
R1078 F12	R1218 F11	R1917 D11	R2061 E12
R1079 F12	R1220 G11	R1921 G10	R2062 E12
R1081 G12	R1222 G11	R1922 D11	R2063 E12
R1082 F12	R1223 G11	R1923 B10	R2064 E12
R1083 F12	R1224 G11	R1924 A11	R2065 D12
R1084 F12	R1226 G11	R1926 F11	R2071 E12
R1086 E12	R1227 G10	R1928 C11	R2072 E12
R1087 F12	R1228 F10	R1929 A11	R2073 D12
R1088 F12	R1229 F10	R1951 H9	R2074 D12
R1092 G11	R1231 G10	R1961 H8	R2076 E12
R1093 G11	R1251 G9	R2001 E15	R2077 D12
R1094 H10	R1252 G9	R2002 E15	R2078 E12

R2079 D12	R2311 D8	R3073 C12	R3304 C8
R2081 E12	R2313 D7	R3074 C12	R3307 B8
R2082 D12	R2314 D7	R3076 C12	R3308 D10
R2083 E12	R3001 C15	R3077 C12	R3309 D10
R2084 D12	R3002 C15	R3078 C12	R3310 C7
R2086 D12	R3003 C15	R3079 C12	R3311 C8
R2087 D12	R3006 C15-L	R3081 D12	R3313 D7
R2088 D12	R3007 C15-L	R3082 C12	R3314 D7
R2092 G11	R3008 D14-L	R3083 C12	R4001 B15
R2093 G11	R3009 D14-L	R3084 C12	R4002 B15
R2094 H10	R3010 C14	R3086 B12	R4003 A15
R2096 G11	R3011 C15-L	R3087 C12	R4006 A15-L
R2101 H10	R3012 B15	R3088 C12	R4007 A15-L
R2102 H10	R3013 C13	R3092 G11	R4008 B14-L
R2103 H10	R3014 C14	R3093 G11	R4009 B14-L
R2104 H10	R3016 C13-L	R3094 H9	R4010 A14
R2106 H10	R3019 C15	R3096 G11	R4011 A15-L
R2112 H9	R3021 C15-L	R3101 A10	R4012 A15
R2113 H9	R3022 C14	R3102 A10	R4013 B13
R2114 H9	R3023 C15-L	R3103 A10	R4014 A14
R2200 E11	R3024 C14	R3104 A10	R4016 A13-L
R2201 E11	R3026 C13	R3106 A10	R4019 A15
R2202 D11	R3027 C13-L	R3112 A9	R4021 A15-L
R2203 D11	R3028 B13	R3113 A9	R4022 A14
R2204 D11	R3029 B13	R3114 A9	R4023 A15-L
R2205 D11	R3030 C13	R3200 D11	R4024 A14
R2205 D11	R3031 C13-L	R3201 D11	R4026 A13
R2207 D11	R3032 C13	R3202 C11	R4027 A13-L
R2208 D11	R3033 C13	R3203 C11	R4028 A13
R2209 D11	R3034 C13	R3204 C11	R4029 A13
R2210 D11	R3035 C13	R3205 C11	R4030 B13
R2211 E11	R3036 C12	R3206 C11	R4031 B13-L
R2212 E11	R3037 C12	R3207 C11	R4032 A13
R2213 E11	R3038 C13	R3208 C11	R4033 A13
R2214 E11	R3039 B12	R3209 C11	R4034 B13
R2215 D11	R3041 B12	R3210 C11	R4035 A13
R2216 E11	R3042 C12	R3211 D11	R4036 B12
R2217 E11	R3043 C13	R3212 D11	R4037 B12
R2218 D11	R3044 C13	R3213 C11	R4038 A13
R2220 E11	R3045 C13	R3214 C11	R4039 A12
R2222 E11	R3046 C12	R3215 C11	R4041 A12
R2223 E11	R3047 C12	R3216 C11	R4042 A12
R2224 E11	R3048 D12	R3217 C11	R4043 A13
R2226 E11	R3049 D13	R3218 C11	R4044 A13
R2227 E10	R3052 C13	R3220 D11	R4045 A13
R2228 E10	R3053 C13	R3222 D11	R4046 A12
R2229 E10	R3054 C13	R3223 D11	R4047 A12
R2231 E10	R3056 C12	R3224 D11	R4048 B12
R2301 E9	R3057 D12	R3226 D11	R4049 B13
R2302 E9	R3061 D12	R3227 D11	R4052 B13
R2303 E8	R3062 C12	R3228 C10	R4053 A13
R2304 E8	R3063 C12	R3229 C10	R4054 A13
R2307 D8	R3064 C12	R3231 D10	R4056 A12
R2308 E10	R3065 C12	R3301 C9	R4061 B12
R2309 E10	R3071 C12	R3302 C9	R4062 B12
R2310 D7	R3072 C12	R3303 C8	R4063 B12

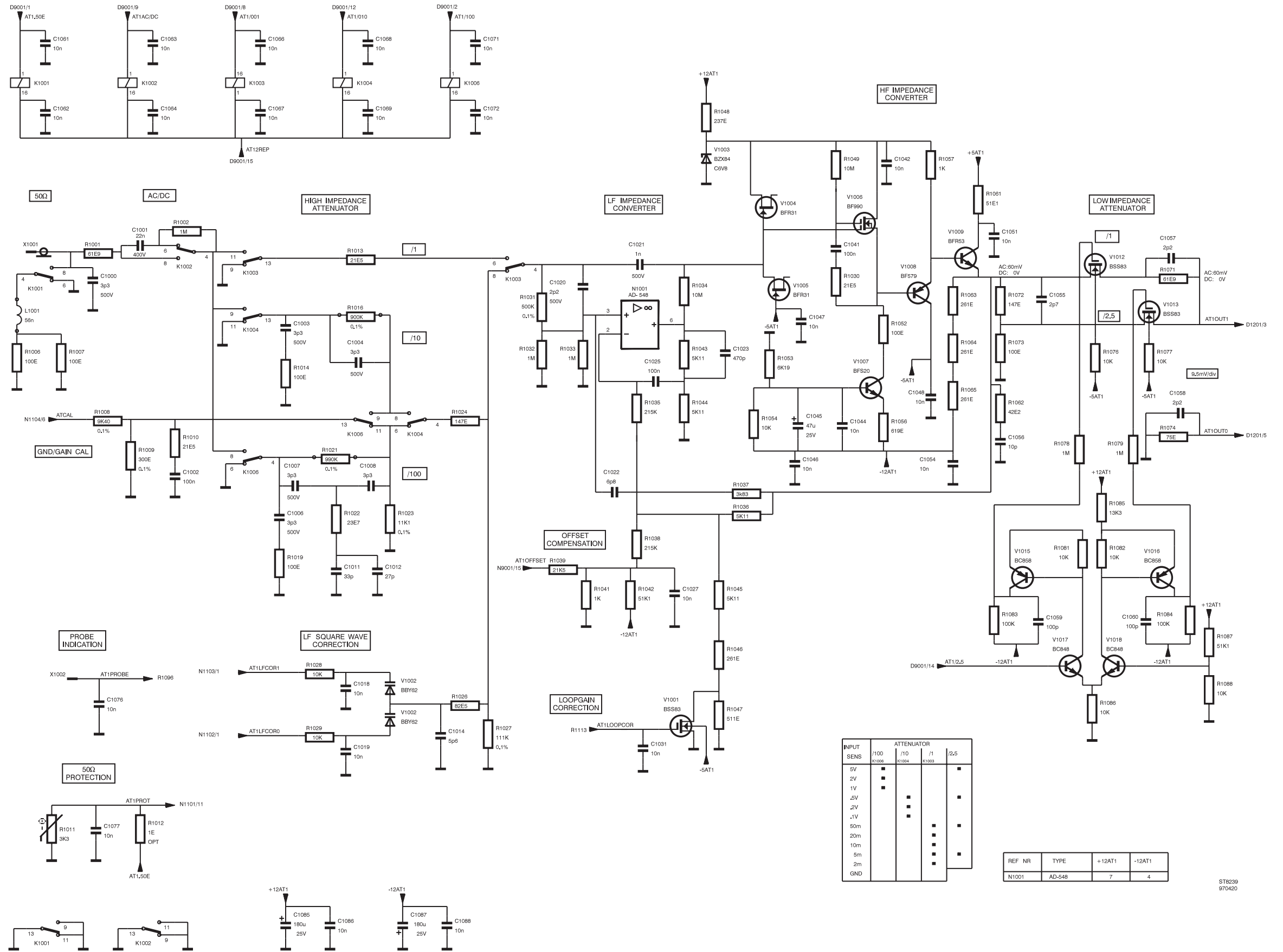
R4064 B12	R4231 B10	R5058 D6	R5561 C10
R4065 A12	R4301 B9	R5060 D5	R5562 D9
R4071 B12	R4302 B9	R5061 D6	R5601 D9
R4072 B12	R4303 B8	R5064 E6	R5602 C9
R4073 A12	R4304 B8	R5065 E7	R5603 C9
R4074 A12	R4307 A8	R5066 D6	R5606 D9
R4076 B12	R4308 B10	R5068 C7	R6001 C1
R4077 A12	R4309 B10	R5069 C6	R6002 C1-L
R4078 B12	R4310 A7	R5070 D6	R6003 B1-L
R4079 A12	R4311 A8	R5071 C6	R6004 B1-L
R4081 B12	R4313 C7	R5072 D6	R6005 B1-L
R4082 A12	R4314 C7	R5076 E6	R6006 B1-L
R4083 B12	R5001 D6	R5501 D10	R6007 B1-L
R4084 A12	R5002 E6	R5502 D9	R6008 B1-L
R4086 A12	R5003 D6	R5503 D9	R6009 B1
R4087 A12	R5004 D6	R5504 C9	R6011 B2
R4088 A12	R5006 E6	R5506 C9	R6012 A1
R4092 G10	R5007 D6	R5507 D10	R6013 C1-L
R4093 G10	R5008 E6	R5508 D10	R6014 C1-L
R4094 H10	R5009 D6	R5509 D10	R6015 C1
R4096 G10	R5011 D6	R5510 D9	R6016 C1
R4101 A10	R5012 D6	R5511 D10	R6017 C3
R4102 A10	R5013 D6	R5512 D10	R6018 C3
R4103 A10	R5014 D6	R5513 D10	R6019 B3
R4104 A10	R5016 D6	R5514 D10	R6020 B3
R4106 A10	R5017 D7	R5516 D10	R6021 B3
R4112 A9	R5018 D6	R5517 D10	R6022 B3
R4113 A9	R5019 D6	R5518 D10	R6023 B2
R4114 A9	R5021 E6	R5519 D9	R6024 B2
R4200 B11	R5024 C6	R5521 D9	R6025 B2
R4201 B11	R5026 D6	R5522 D9	R6026 B2
R4202 A11	R5027 C6	R5523 D9	R6027 C2
R4203 A11	R5028 D6	R5524 D10	R6028 B3
R4204 A11	R5029 C6	R5526 E10	R6029 C2
R4205 A11	R5031 D6	R5527 E10	R6030 C2
R4206 A11	R5032 D7	R5531 E8	R6031 B3
R4207 A11	R5035 D6	R5532 D8	R6032 B3
R4208 A11	R5036 C6	R5533 D8	R6033 B3
R4209 A11	R5037 D6	R5534 B8	R6034 B3
R4210 A11	R5041 C6	R5536 E8	R6035 C3
R4211 B11	R5042 D6	R5537 C8	R6036 A3
R4212 B11	R5043 D6	R5538 D8	R6037 B3
R4213 B11	R5044 C6	R5539 B8	R6038 B2
R4214 B11	R5045 D6	R5541 D9	R6040 C2
R4215 A11	R5046 D6	R5542 D9	R6041 C2
R4216 B11	R5047 D6	R5543 D9	R6042 C2
R4217 B11	R5048 D6	R5544 D9	R6043 C2
R4218 A11	R5049 D6	R5546 C9	R6044 C2
R4220 B11	R5050 E7	R5551 C10	R6045 C2
R4222 B11	R5051 D5	R5552 C10	R6046 C2
R4223 B11	R5052 D5	R5553 C10	R6047 C2
R4224 B11	R5053 C5	R5554 C10	R6048 C2
R4226 B11	R5054 D6	R5556 A8	R6049 C2
R4227 B10	R5055 D5	R5557 C8	R6050 B2
R4228 B10	R5056 E6	R5558 D8	R6051 B2
R4229 B10	R5057 E6	R5559 F8	R6052 C2

R6053 C1	R6627 B5	R7014 H1-L	R7154 G7
R6054 C2	R6629 B4	R7015 G1	R7155 G6
R6061 C2	R6632 A4	R7016 G1	R7156 G6
R6062 D2	R6633 B5	R7017 F2	R7160 G7
R6063 D1	R6634 B4	R7018 G3	R7161 G7
R6070 B3	R6636 A5	R7019 G3	R7180 G4
R6071 A3	R6638 A5	R7021 F3	R7181 G4
R6072 G5	R6641 A5	R7022 F2	R7204 C2
R6073 A3	R6643 B5	R7023 G2	R7205 D2
R6074 A3	R6646 B5	R7024 F2	R7206 D2
R6093 G5	R6649 B5	R7025 F2	R7207 E2
R6094 G5	R6661 B4	R7026 F2	R7208 G2
R6095 A2	R6662 B5	R7027 G2	R7209 D2
R6101 D2	R6684 C5	R7028 F3	R7502 F6
R6104 A3	R6688 C5	R7029 G3	R7503 F6
R6502 B6	R6689 C5	R7031 F3	R7508 F6
R6503 B6	R6692 C5	R7032 G3	R7509 F6
R6508 B6	R6694 C5	R7033 G3	R7511 F6
R6509 B6	R6696 A4	R7034 G6	R7512 F6
R6511 B6	R6706 B4	R7036 G6	R7521 F6
R6512 B6	R6708 B4	R7041 G2	R7522 F6
R6521 B6	R6709 B4	R7042 G2	R7523 F6
R6522 B6	R6752 A6	R7043 H2	R7524 F6
R6523 B7	R6753 A6	R7044 G2	R7526 F6
R6524 B7	R6754 A6	R7045 G6	R7527 F6
R6526 B7	R6756 A6	R7046 H2	R7528 F6
R6527 B7	R6758 A6	R7047 H2	R7529 F6
R6528 B6	R6762 A6	R7048 G2	R7531 F6
R6529 B6	R6764 A6	R7049 G2	R7542 E5
R6531 B6	R6769 A6	R7050 G2	R7543 E6
R6542 B6	R6772 A5	R7051 G2	R7544 G5
R6543 B6	R6774 A5	R7052 F2	R7546 F5
R6544 C5	R6776 A5	R7054 F3	R7547 F5
R6546 A4	R6782 A5	R7056 F3	R7548 E5
R6547 C5	R6783 A5	R7057 F4	R7552 G6
R6548 A6	R6786 A5	R7059 G3	R7554 F5
R6552 C6	R6788 A5	R7064 D2-L	R7556 F5
R6554 C5	R6901 C6	R7065 D2-L	R7558 F5
R6556 B6	R6911 A7	R7066 D2-L	R7563 E5
R6558 C6	R6921 A7	R7067 D2-L	R7571 F5
R6578 B5	R6931 A7	R7077 G5	R7572 F5
R6579 B5	R6941 C6	R7078 G5	R7576 F5
R6584 C5	R6951 B7	R7082 F2	R7577 F5
R6586 C5	R6961 B7	R7091 E2-L	R7578 F5
R6601 B6	R7001 G1	R7092 F2-L	R7579 F5
R6602 B6	R7002 G1-L	R7093 E2-L	R7584 F5
R6603 B5	R7003 G1-L	R7094 E2-L	R7586 F5
R6612 A5	R7004 G1-L	R7095 E2-L	R7681 E5
R6613 B5	R7005 G1-L	R7096 E2-L	R7688 E6
R6614 B5	R7006 F1-L	R7097 E2	R7689 E6
R6616 B5	R7007 F1-L	R7099 G3	R7692 E5
R6621 B4	R7008 F1-L	R7144 G2	R7693 F6
R6622 B4	R7009 E1	R7150 G7	R7694 E6
R6623 B4	R7011 E1	R7151 G7	R7696 F6
R6624 A5	R7012 E1	R7152 G7	R7711 F7
R6626 A5	R7013 H1-L	R7153 G7	R7712 F7

R7713 E5	R8042 C3	R8098 E4	V2003 E12
R7716 D5	R8043 C3	R8099 E4	V2004 E13
R7753 G6	R8044 D4	R8100 F4	V2005 E13
R7754 G6	R8045 D4	R8101 D3	V2006 E13
R7809 G4	R8046 D4	R8102 E1	V2007 D12
R7901 G7	R8047 D4	R8103 D2	V2008 E12
R7911 G7	R8048 D4	R8104 E1	V2009 E12
R7921 F7	R8049 E1	R8105 C4	V2012 E12
R7931 F7	R8050 D4	R8106 D4	V2013 E12
R7941 E7	R8051 D4	R8130 C3	V2015 E12
R7951 G6	R8052 D4	R8131 C4	V2016 D12
R7952 G6	R8053 F3	R8132 B3	V2017 D12
R7953 G6	R8054 C3	R8133 D3	V2018 D12
R7954 F6	R8055 C4	R8134 F4	V2201 E10
R7956 G7	R8056 E4	R8135 F4	V2202 E10
R7957 F7	R8057 E4	R8136 F4	V2206 E11
R7958 F7	R8058 E4	R8137 F3	V2207 E11
R7961 F7	R8059 E4	R8138 B4	V2208 E11
R8001 D3	R8060 E4	R8200 E4	V2209 E10
R8002 D3	R8061 F4	R8403 A1	V2301 D8
R8003 D3	R8062 F4	R8404 A1	V2302 D8
R8004 D3	R8063 F4	R8405 H5	V2303 D8
R8005 E3	R8064 E4	R8410 B3	V2304 E8
R8006 D2	R8065 E4	R8411 A3	V2306 E8
R8007 D3	R8066 D3	V1001 F12	V2307 E8
R8008 D2	R8067 D3	V1002 F13	V3001 C12
R8009 E3	R8068 F4	V1003 G12	V3002 C13
R8010 E3	R8069 E3	V1004 F13	V3003 D12
R8011 E3	R8070 B3	V1005 F13	V3004 C13
R8012 E3	R8071 A4	V1006 F13	V3005 C13
R8013 E3	R8072 E3	V1007 F12	V3006 C13
R8014 E3	R8073 B4	V1008 F12	V3007 C12
R8015 D2	R8074 E4	V1009 F12	V3008 C12
R8016 D2	R8075 E4	V1012 F12	V3009 C12
R8017 F4	R8076 D4	V1013 F12	V3012 C12
R8018 E4	R8077 C4	V1015 G12	V3013 C12
R8019 E3	R8078 E4	V1016 F12	V3015 D12
R8020 E3	R8079 D4	V1017 E12	V3016 C12
R8021 E3	R8080 C4	V1018 F12	V3017 B12
R8022 E3	R8081 D4	V1201 F10	V3201 C10
R8023 E4	R8082 D4	V1202 F10	V3202 C10
R8024 E3	R8083 C2	V1206 G11	V3206 D11
R8025 D4	R8084 C2	V1207 G11	V3207 D11
R8026 B4	R8085 C2	V1208 G11	V3208 D11
R8027 E3	R8086 D4	V1209 F10	V3209 C10
R8028 D4	R8087 D4	V1251 G9	V3301 C8
R8029 C4	R8088 E4	V1252 F10	V3302 B8
R8030 F4	R8089 E4	V1301 E8	V3303 C8
R8031 C4	R8090 D3	V1302 E8	V3304 C8
R8033 C3	R8091 D3	V1304 G8	V3306 C8
R8034 C3	R8092 C4	V1306 G8	V3307 C8
R8035 C3	R8093 C4	V1307 G8	V4001 A12
R8037 B3	R8094 C4	V1308 F8	V4002 A13
R8038 B3	R8095 E3	V1313 F8	V4003 B12
R8040 E4	R8096 E3	V2001 D12	V4004 B13
R8041 F3	R8097 E4	V2002 D13	V4005 B13

V4006 B13	V6006 B2	V7012 G2	V8019 B4
V4007 A12	V6007 B2	V7016 G2	V8023 D4
V4008 B12	V6008 C3	V7017 G2	V8024 D4
V4009 B12	V6012 C2	V7018 F2	V8025 D4
V4012 B12	V6013 C2-L	V7019 H2-L	V8028 D4
V4013 B12	V6014 C2-L	V7020 G2-L	V8029 E4
V4015 B12	V6016 B2	V7031 G6	V8031 D4
V4016 A12	V6017 B2	V7032 G6	V8032 D4
V4017 A12	V6018 C1	V7075 D2	V8040 E3
V4018 A12	V6019 B2	V7091 E2	V8041 D4
V4201 B10	V6022 C2	V7093 C2	V8042 C2
V4202 B10	V6041 B3	V7094 F2	V8043 C2
V4206 B11	V6042 B3	V7150 G7	V8044 F4
V4207 B11	V6044 C4	V7151 G7	V8061 E4
V4208 B11	V6061 D2	V7152 G6	V8062 E4
V4209 B10	V6062 D2	V7506 F6	V8063 E4
V4301 A8	V6101 A2	V7507 F6	V8065 E4
V4302 A8	V6506 B6	V7532 F6	V8066 F4
V4303 A8	V6507 B6	V7553 G6	V8067 D3
V4304 B8	V6532 B6	V7573 F5	V8068 D3
V4306 B8	V6553 C6	V7574 F5	V8101 E4
V4307 B8	V6573 C5	V7686 F6	W3001 C13-L
V5001 D7	V6574 C5	V7687 F6	W3002 C14-L
V5002 D7	V6593 C6	V7691 E6	W3003 B15-L
V5003 D6	V6604 A5	V7714 D5	W4001 B13-L
V5004 D6	V6606 B5	V7801 G5	W4002 A14-L
V5006 D6	V6628 A4	V7802 G5	W4003 A15-L
V5007 D6	V6631 A4	V7803 G5	X1301 E8
V5008 D6	V6637 A4	V7804 G5	X1302 E8
V5009 D6	V6667 B4	V7805 G5	X2301 D8
V5011 D5	V6668 B5	V7806 G5	X2302 D8
V5012 C6	V6686 B5	V7807 G5	X3301 C8
V5013 D6	V6687 B5	V7808 G5	X3302 C8
V5014 D5	V6691 C5	V8001 D3	X4301 A8
V5016 C6	V6754 A6	V8002 E3	X4302 A8
V5017 C6	V6757 A6	V8003 C4	X5001 D6-L
V5018 D6	V6759 A6	V8004 E3	X6010 C4
V5501 D10	V6761 A6	V8005 D4	X6011 D2
V5502 D10	V6763 A6	V8006 E3	X6794 A4
V5503 C9	V6764 A4	V8007 F4	X8010 E3
V5504 D10	V6768 A6	V8008 F3	X8011 D4
V5506 D9	V6784 A5	V8009 F4	X8012 F4
V5601 D9	V7001 F2	V8011 E3	X8013 E4
V6001 B1	V7003 G2	V8012 E3	X8014 E4
V6002 C3	V7004 G2	V8013 C3	X8015 B4
V6003 C1	V7005 G2	V8014 C3	X9001 H8-L
V6004 C1	V7006 F2	V8015 E2	X9002 H4-L
V6005 B2	V7007 F2	V8018 B4	

5.1.5 Circuit diagrams

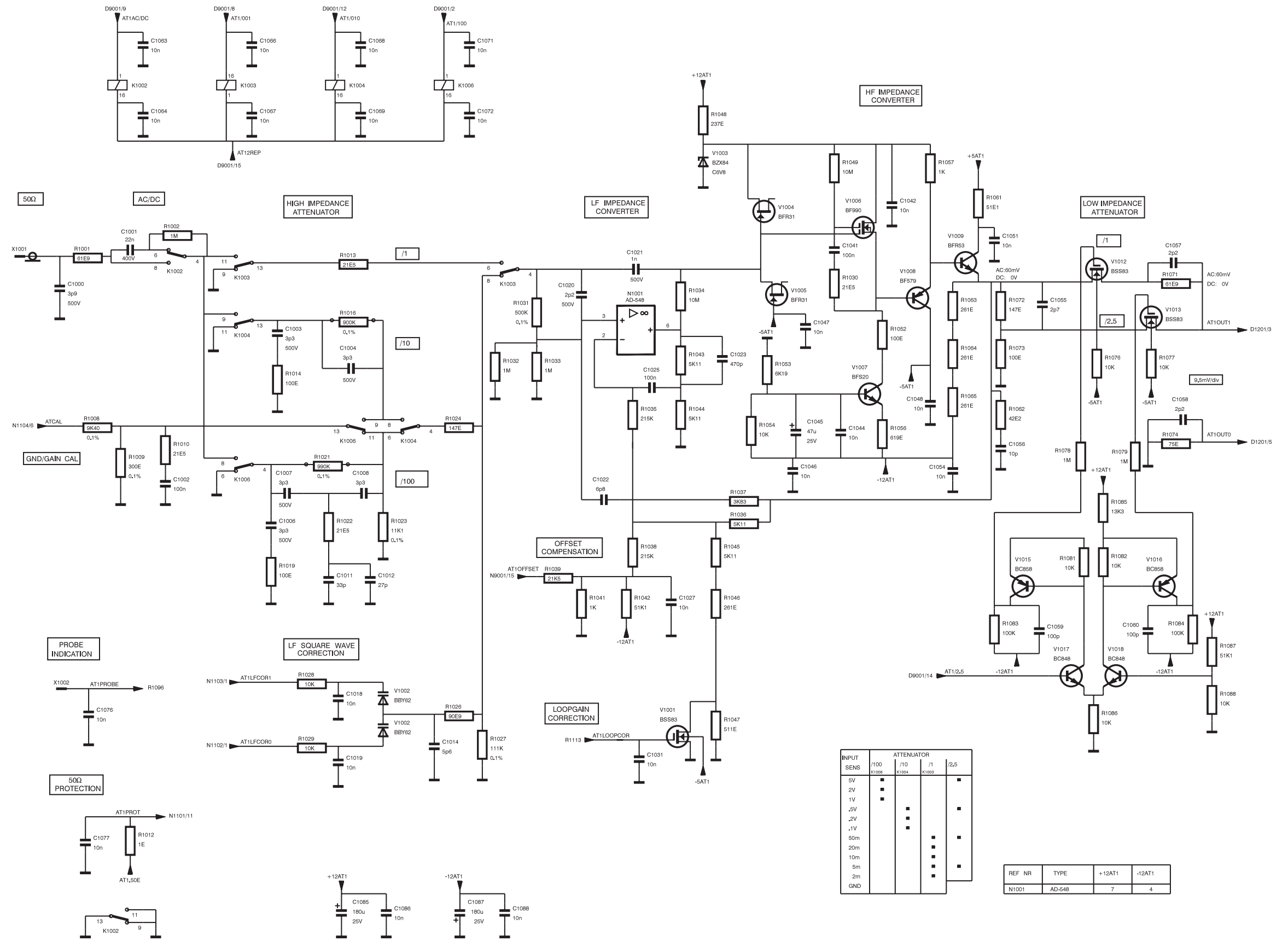


INPUT SENS	ATTENUATOR			
	/100	/10	/1	/2.5
5V	■			
2V	■			
1V	■			
.5V		■		
.2V		■		
.1V		■		
50m			■	
20m			■	
10m			■	
5m			■	
2m			■	
GND				■

REF NR	TYPE	+12AT1	-12AT1
N1001	AD-548	7	4

STR239
970420

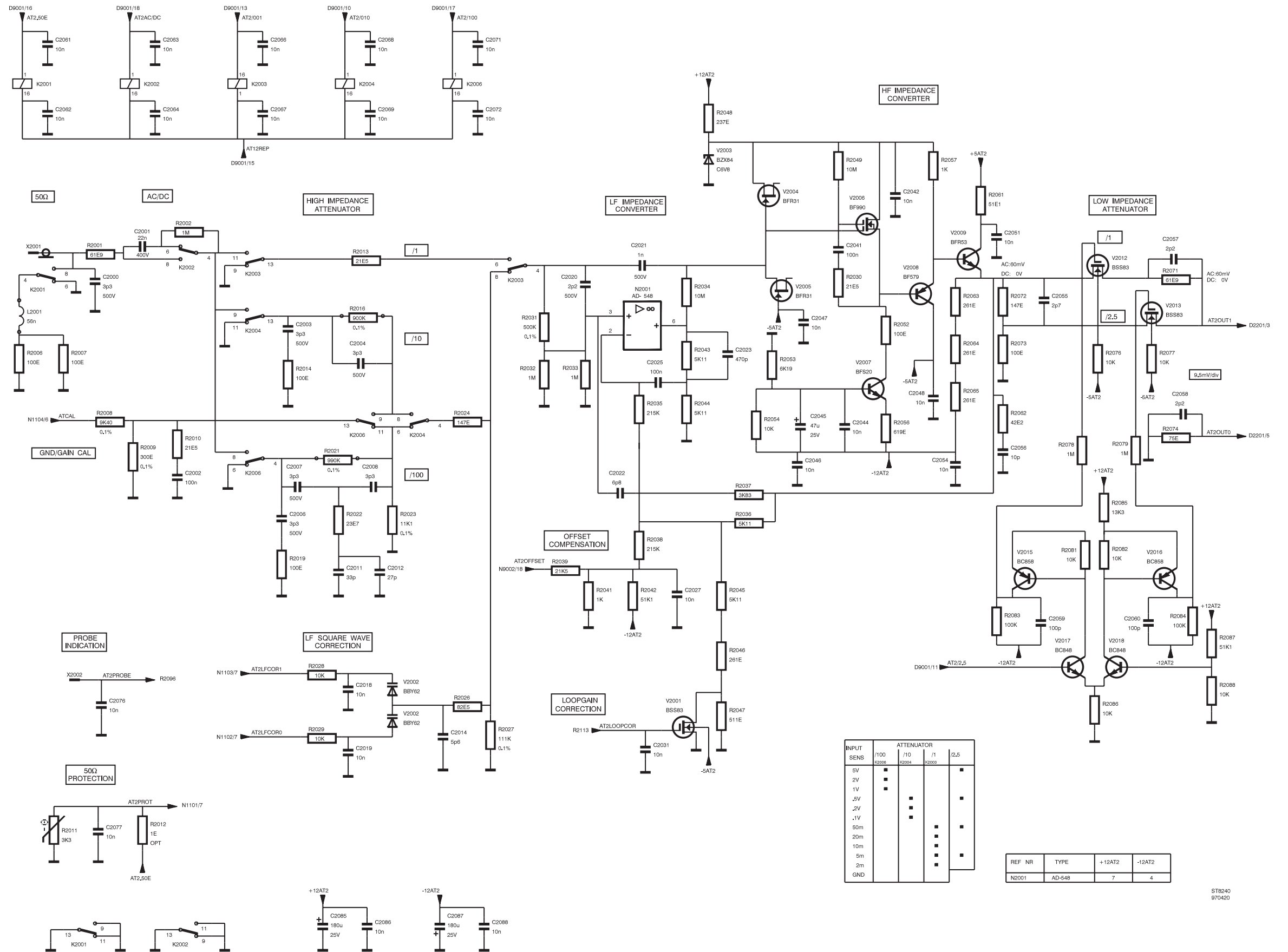
A1; Diagram 1 - Attenuator CH1 (PM3394B/90B)



INPUT SENS	ATTENUATOR			
	/100	/10	/1	/2.5
5V	•	•	•	•
2V	•	•	•	•
1V	•	•	•	•
.5V	•	•	•	•
.2V	•	•	•	•
.1V	•	•	•	•
50m	•	•	•	•
20m	•	•	•	•
10m	•	•	•	•
5m	•	•	•	•
2m	•	•	•	•
GND	•	•	•	•

REF NR	TYPE	+12AT1	-12AT1
N1001	AD-548	7	4

A1; Diagram 1a - Attenuator CH1 (PM3384B/80B/70B)



ST8240
970420

A1; Diagram 2 - Attenuator CH2 (PM3394B/90B)

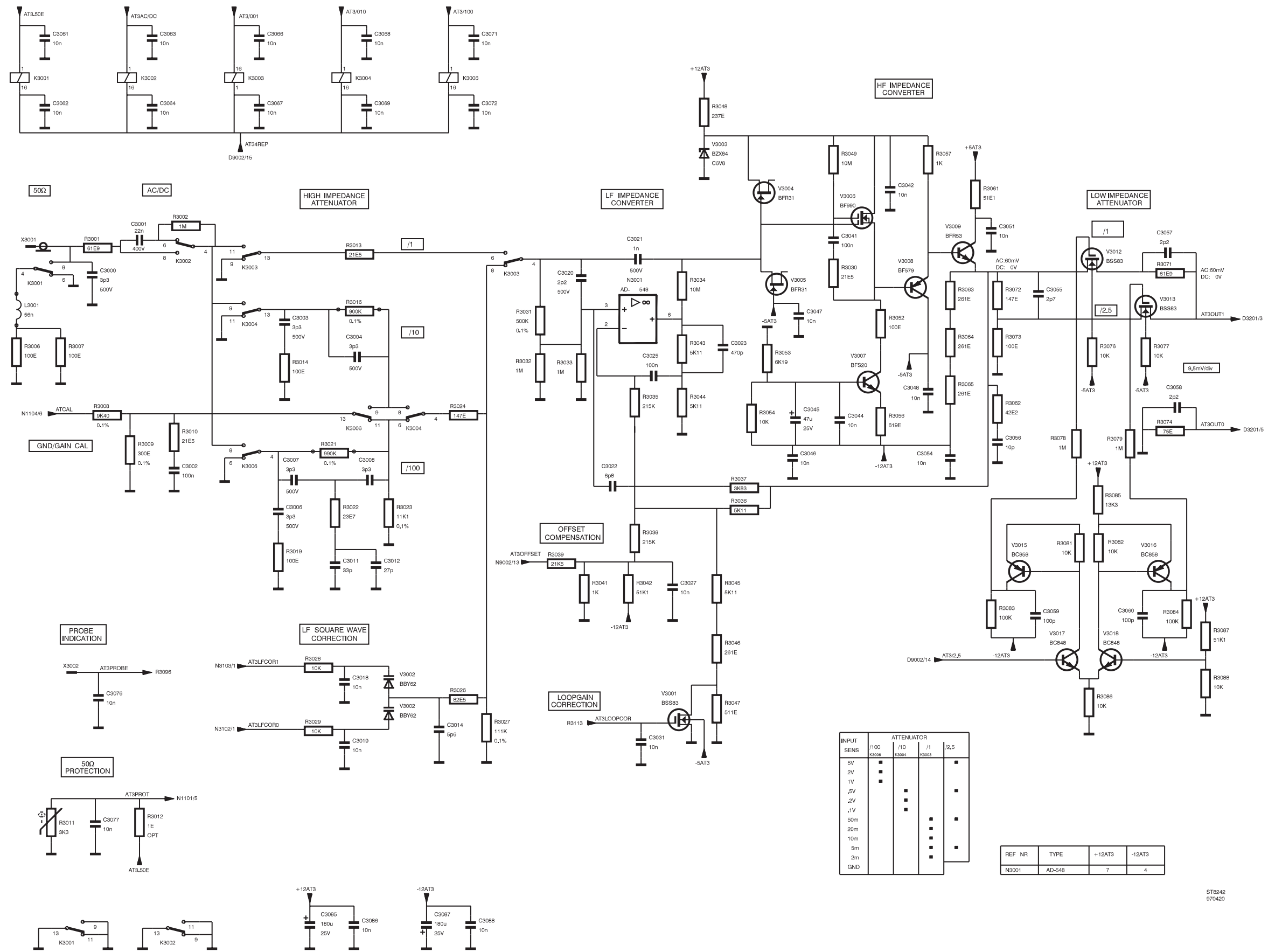


Diagram 3 - Attenuator CH3 (PM3394B)

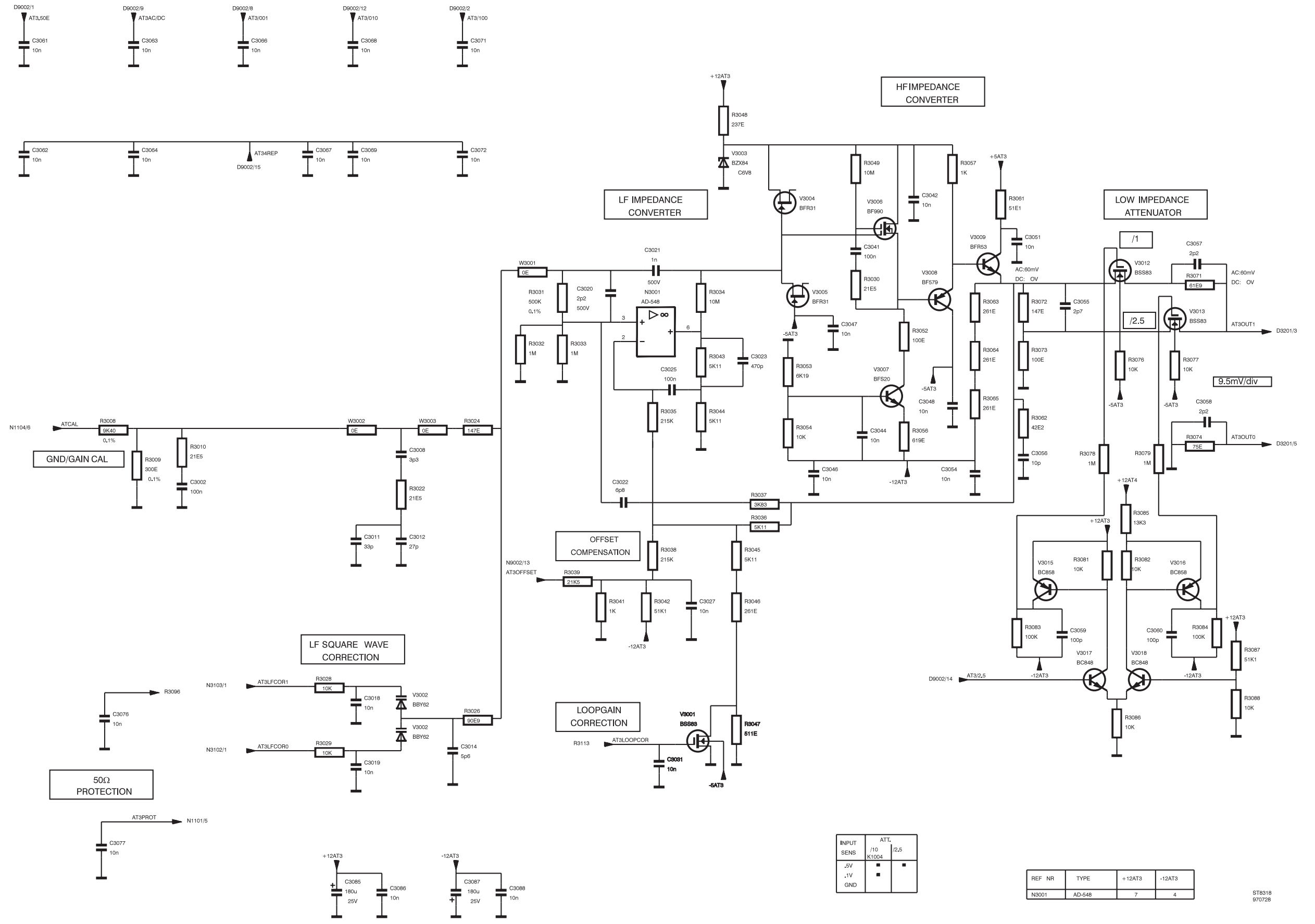


Diagram 3a - Attenuator CH3 (PM3380B/70B)

ST8518
970728

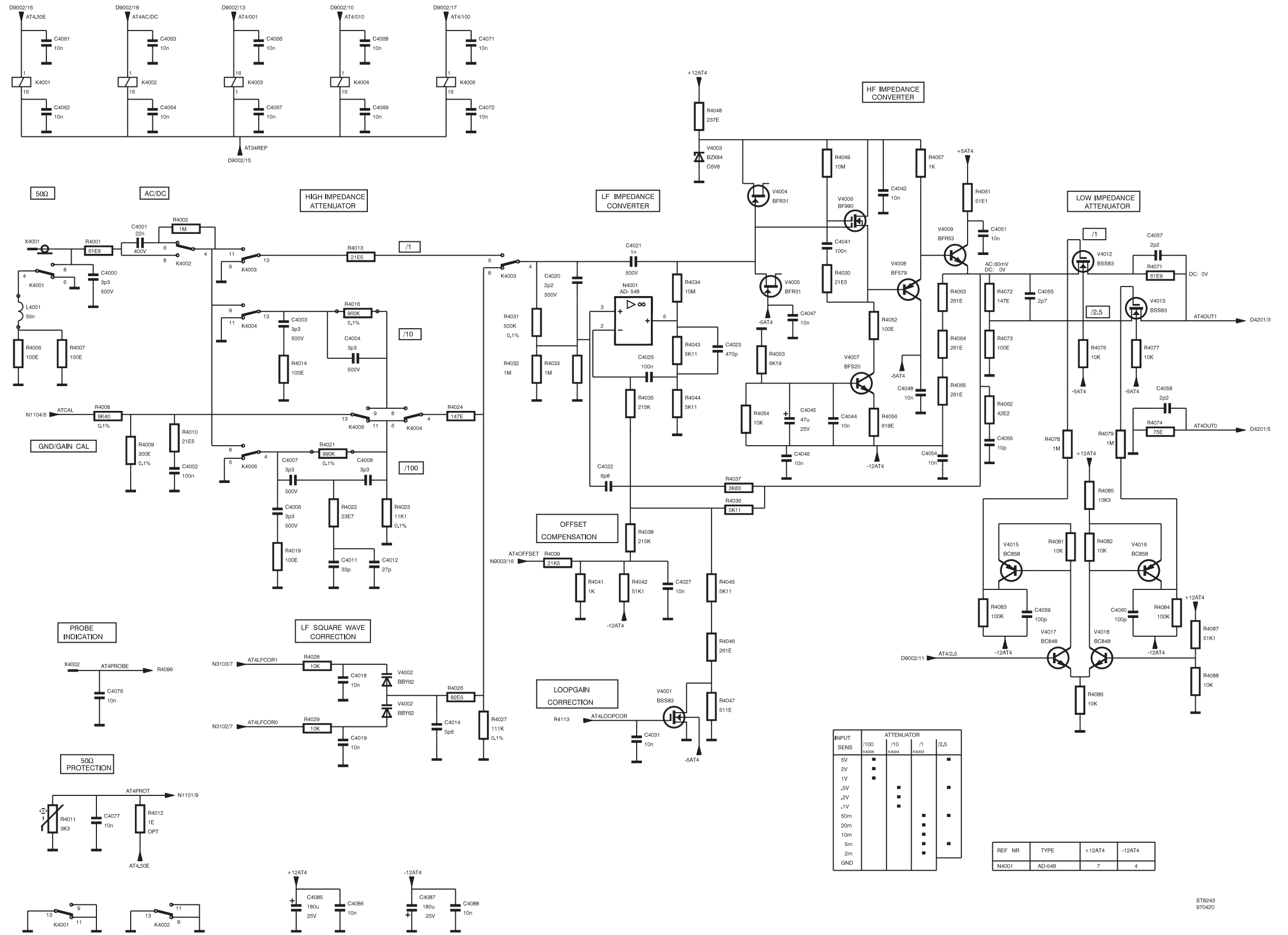
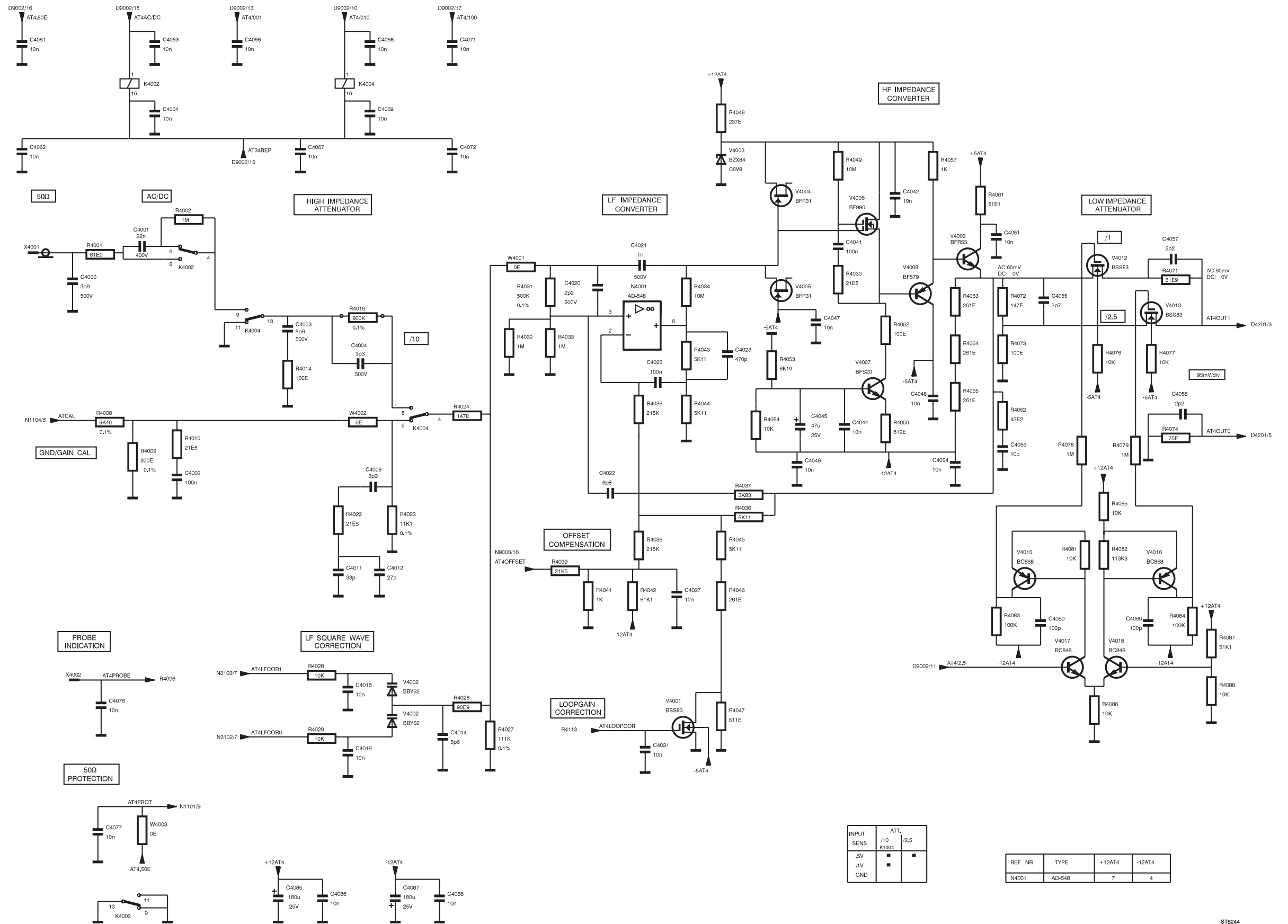
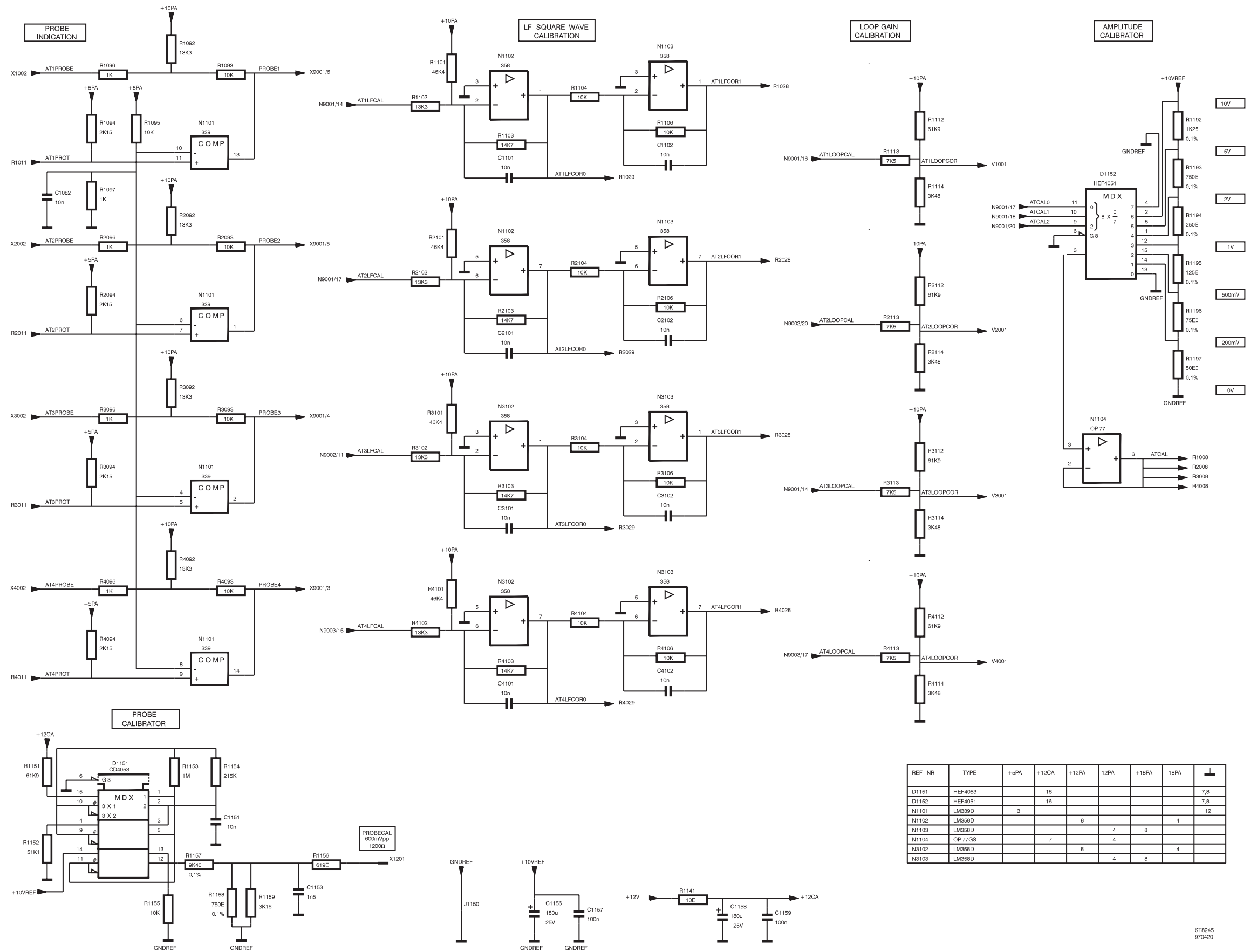


Diagram 4 - Attenuator CH4 (PM3394B)



ST8244
970420

Diagram 4a - Attenuator CH4 (PM3380B/70B)



REF NR	TYPE	+5PA	+12CA	+12PA	-12PA	+18PA	-18PA	⏚
D1151	HEF4053		16					7,8
D1152	HEF4051		16					7,8
N1101	LM339D	3						12
N1102	LM358D			8			4	
N1103	LM358D				4	8		
N1104	OP-77GS		7		4			
N3102	LM358D			8			4	
N3103	LM358D				4	8		

Diagram 5 - Attenuator control + CAL generator

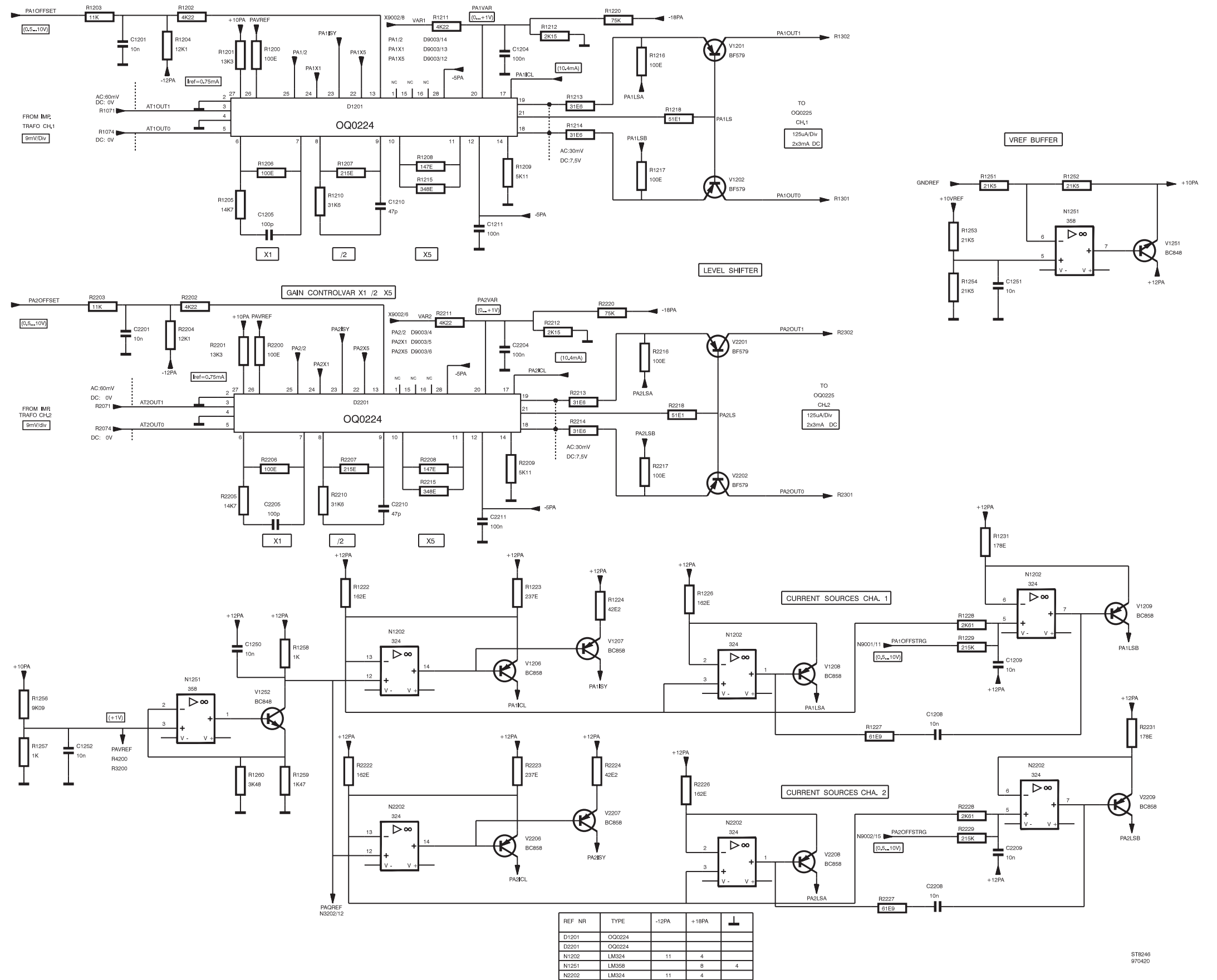


Diagram 6 - Pre-amplifier CH1 and CH2

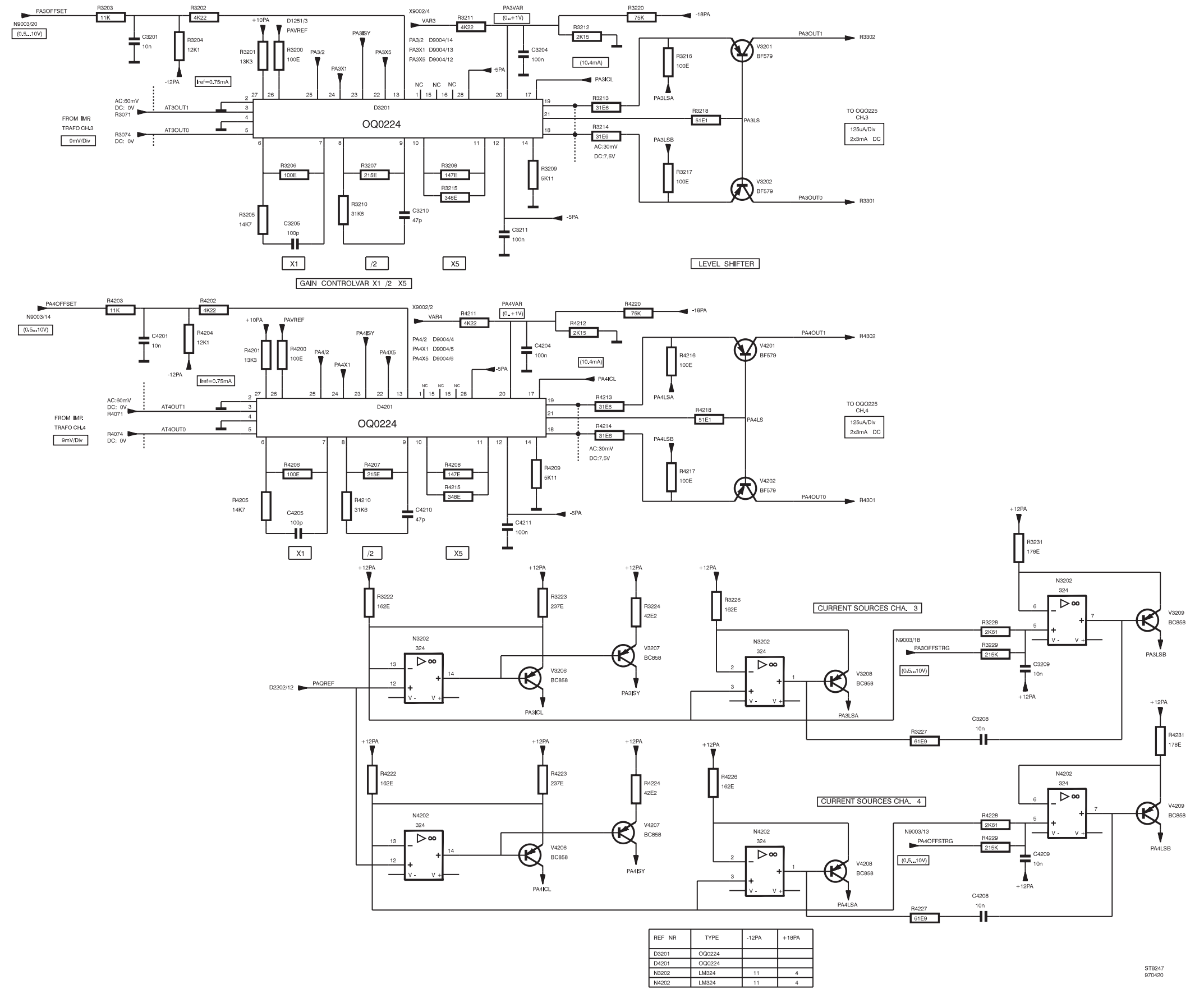


Diagram 7 - Pre-amplifier CH3 and CH4

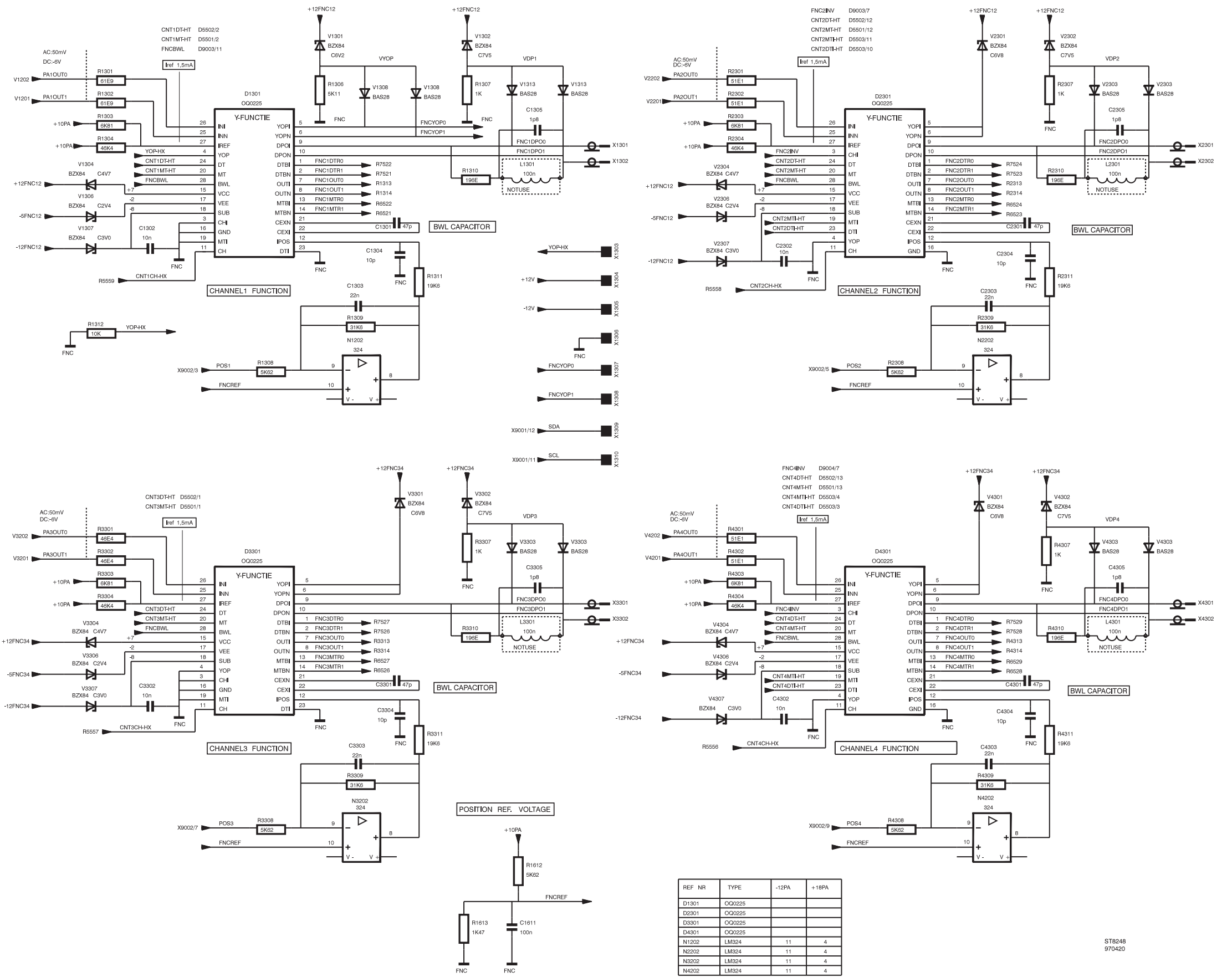


Diagram 8 - Y-functions

ST8248
970420

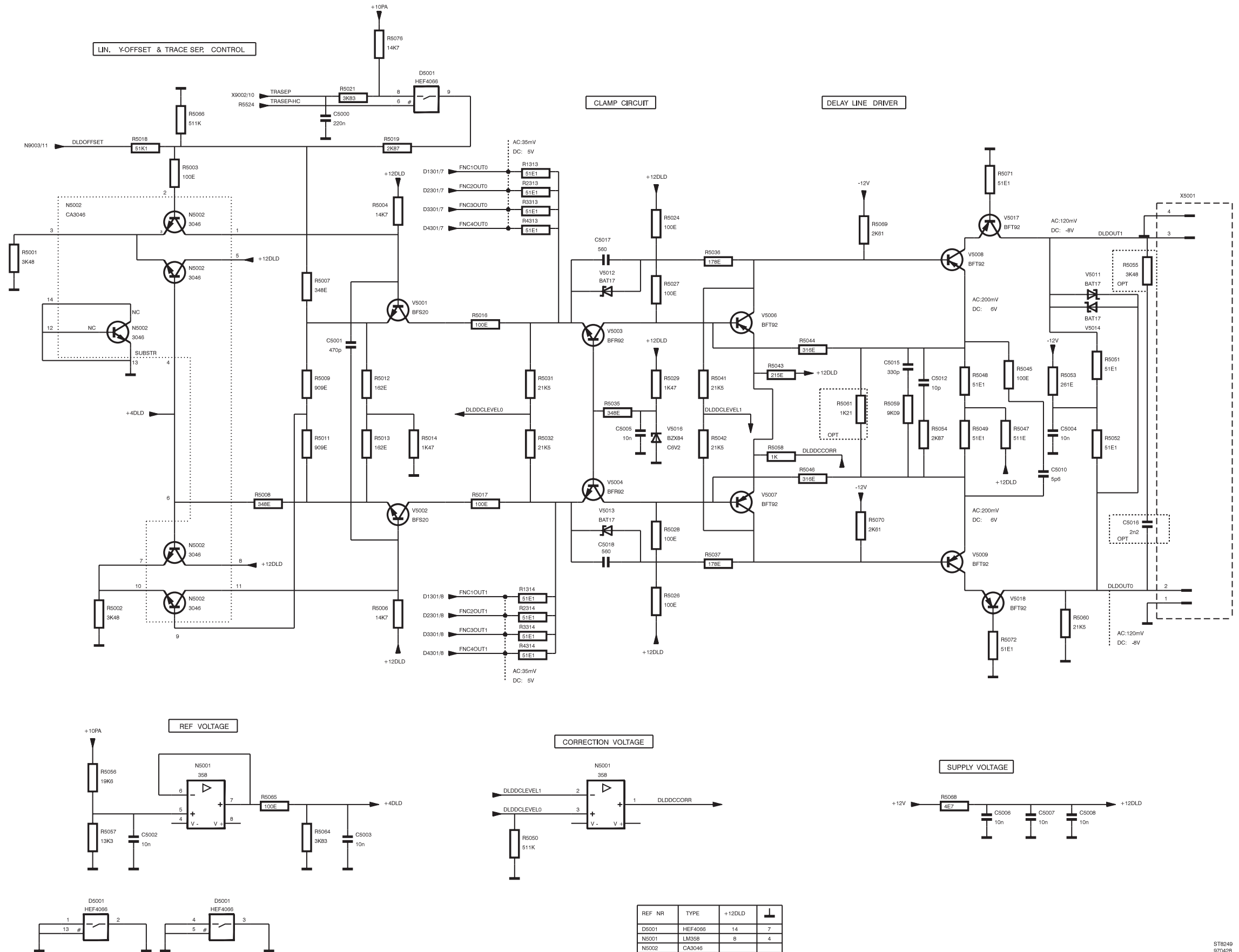
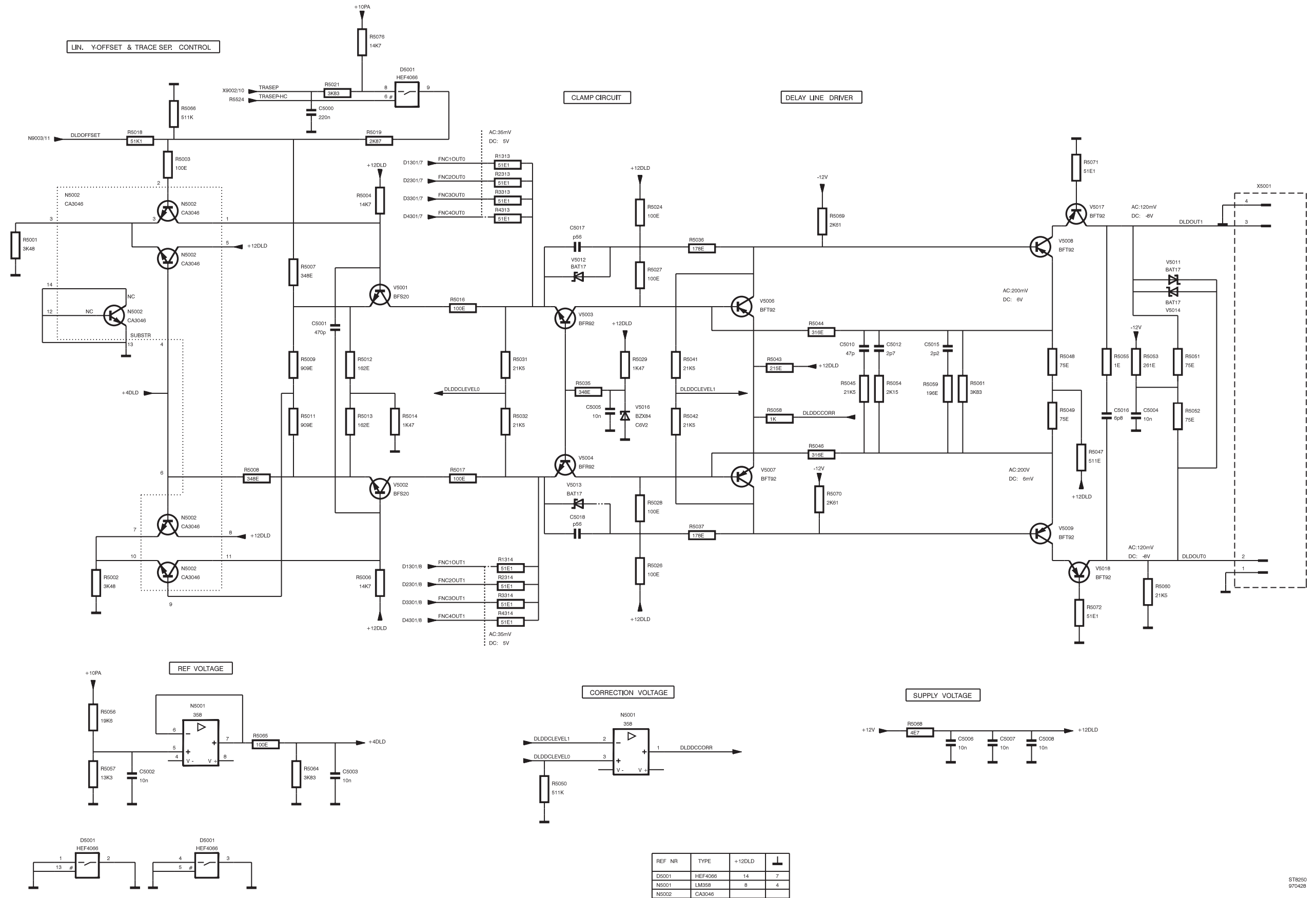


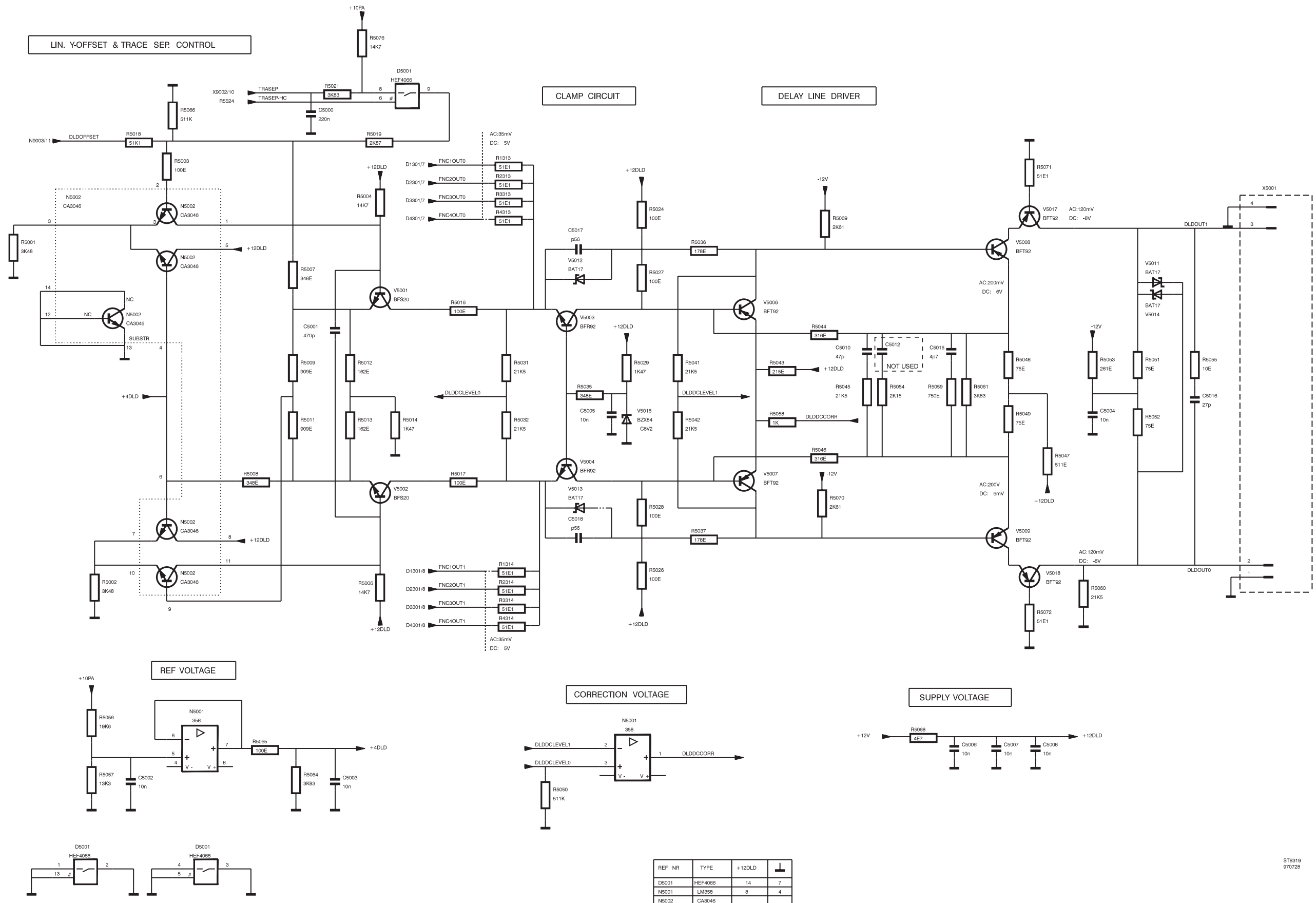
Diagram 9 - Delay line driver (PM3394B/90B)



REF NR	TYPE	+12DLD	↓
D5001	HEF4096	14	7
N5001	LM358	8	4
N5002	CA3046		

STR050
970428

Diagram 9a - Delay line driver (PM3384B/80B)



REF NR	TYPE	+12DLD	⏚
D5001	HEF4098	14	7
N5001	LM358	8	4
N5002	CA3046		

Diagram 9b - Delay line driver (Pm3370A)

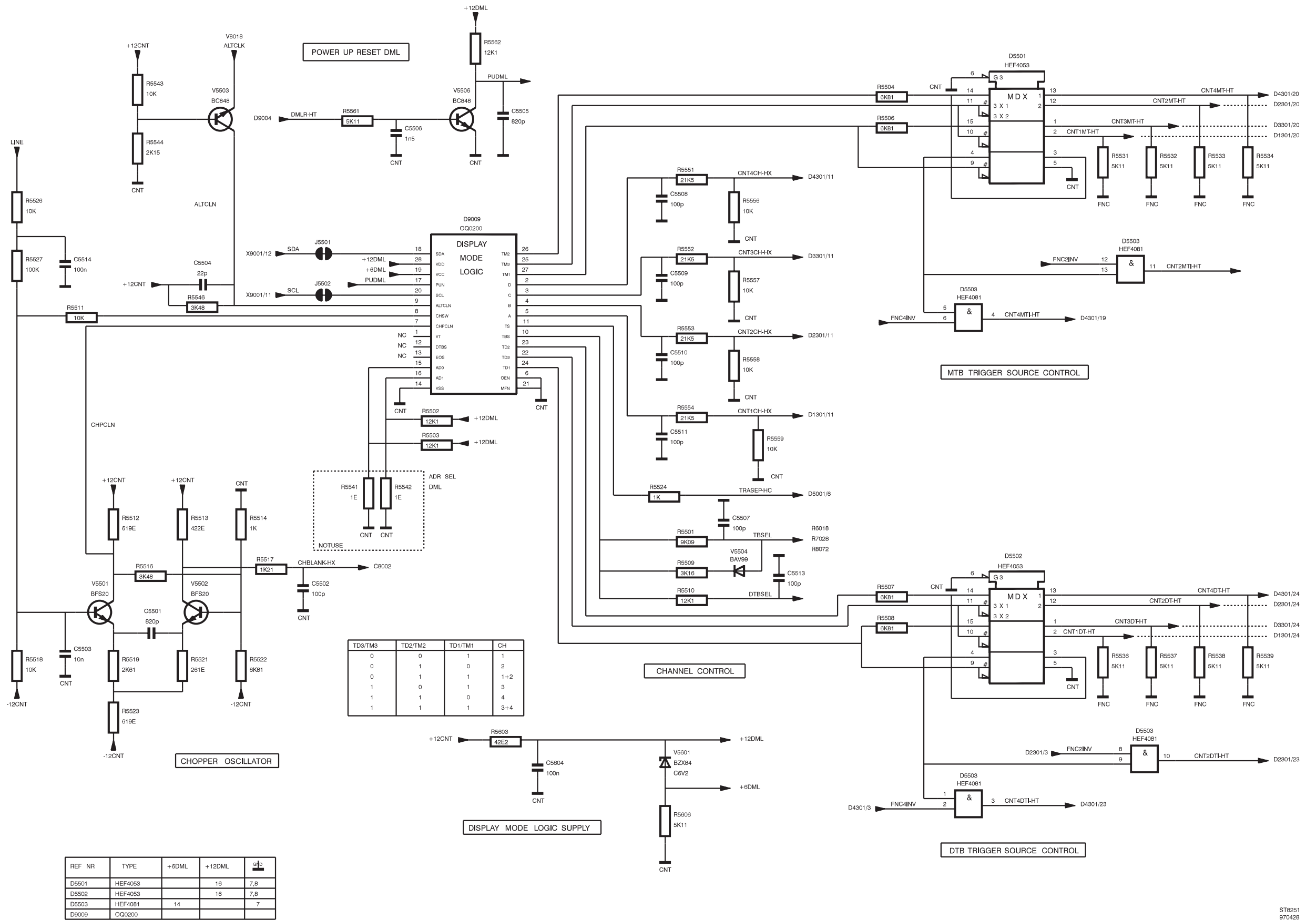


Diagram 10 - Display and trigger control

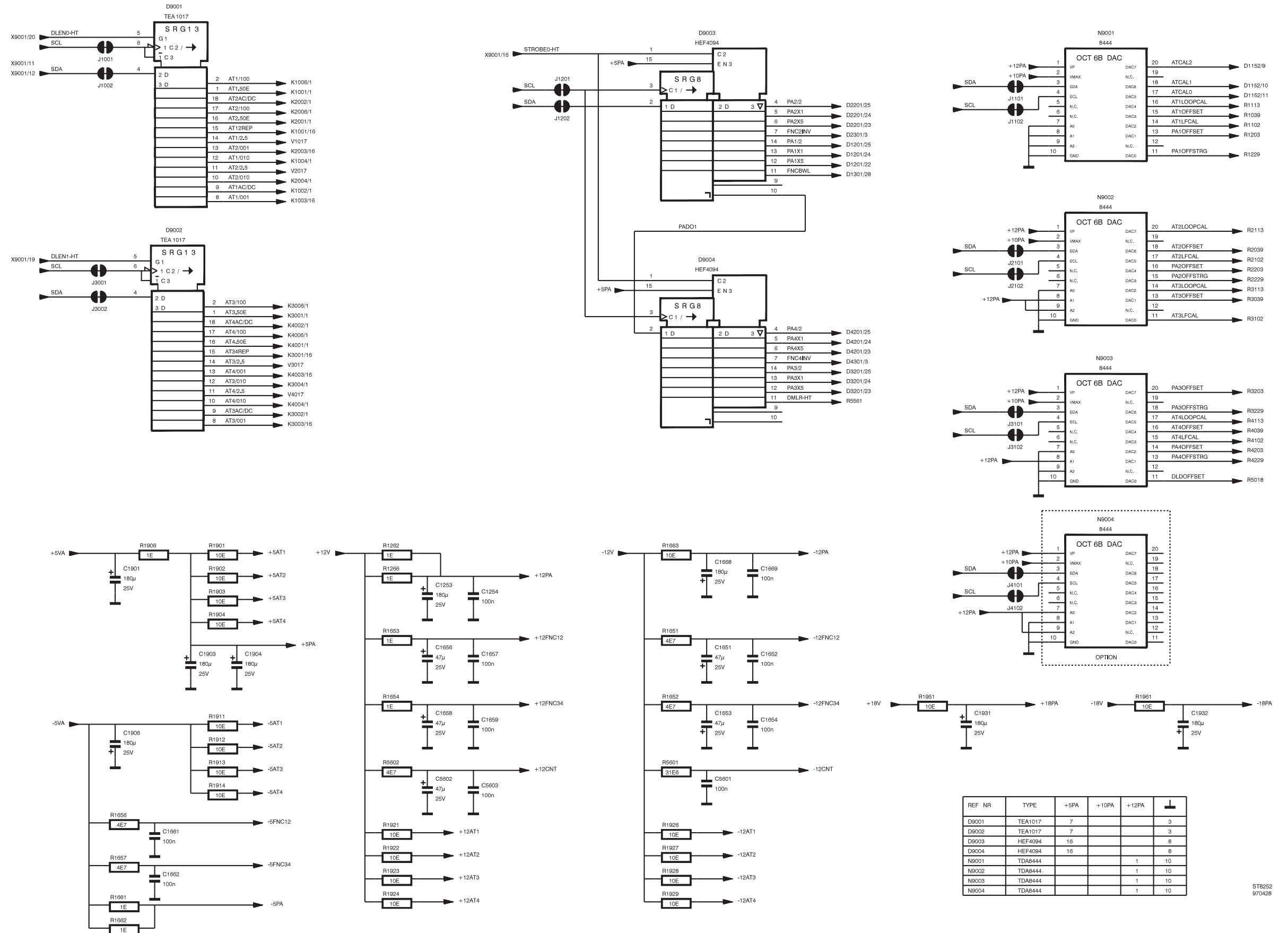


Diagram 11 - Control circuits

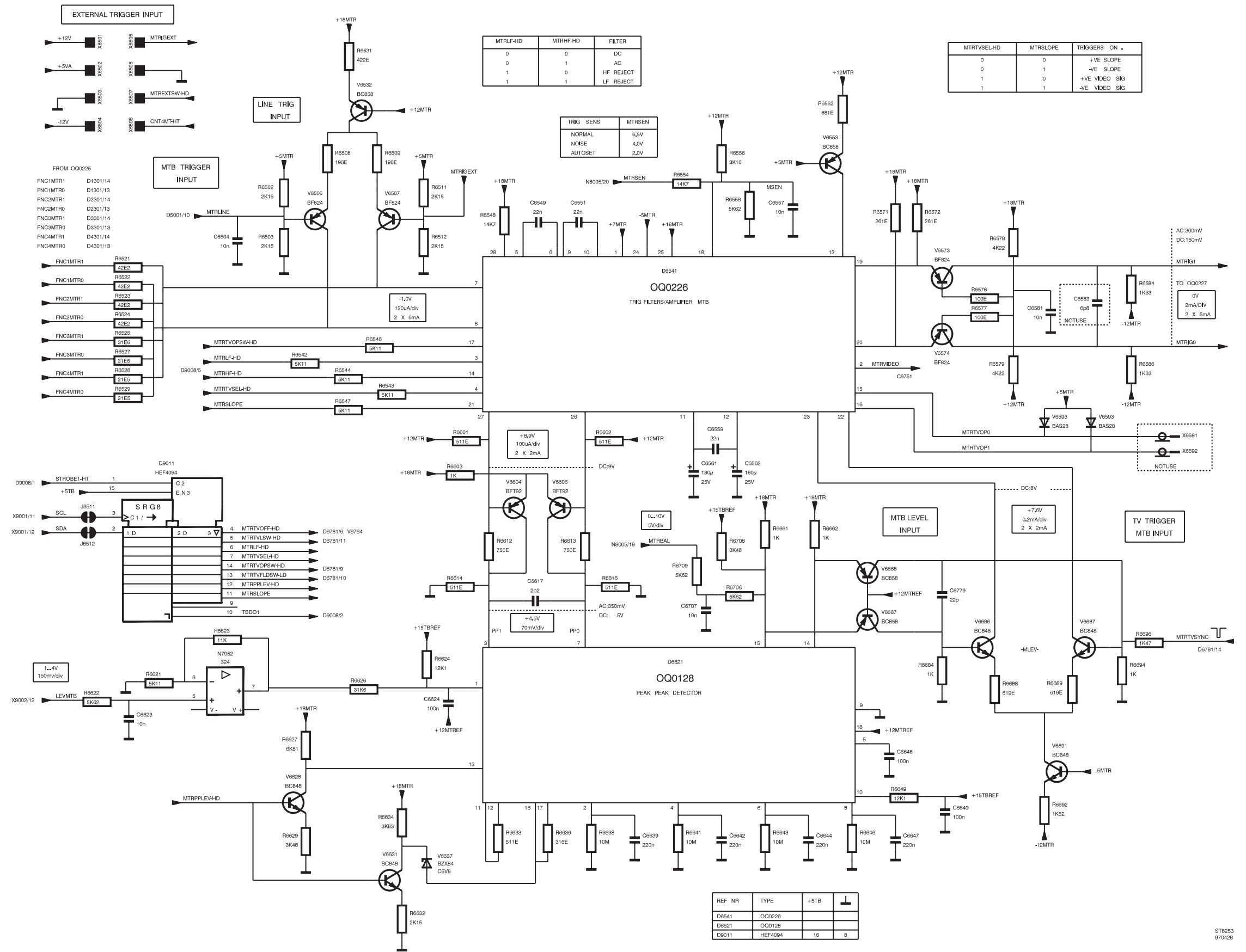


Diagram 12 - MTB trigger

STR253
970428

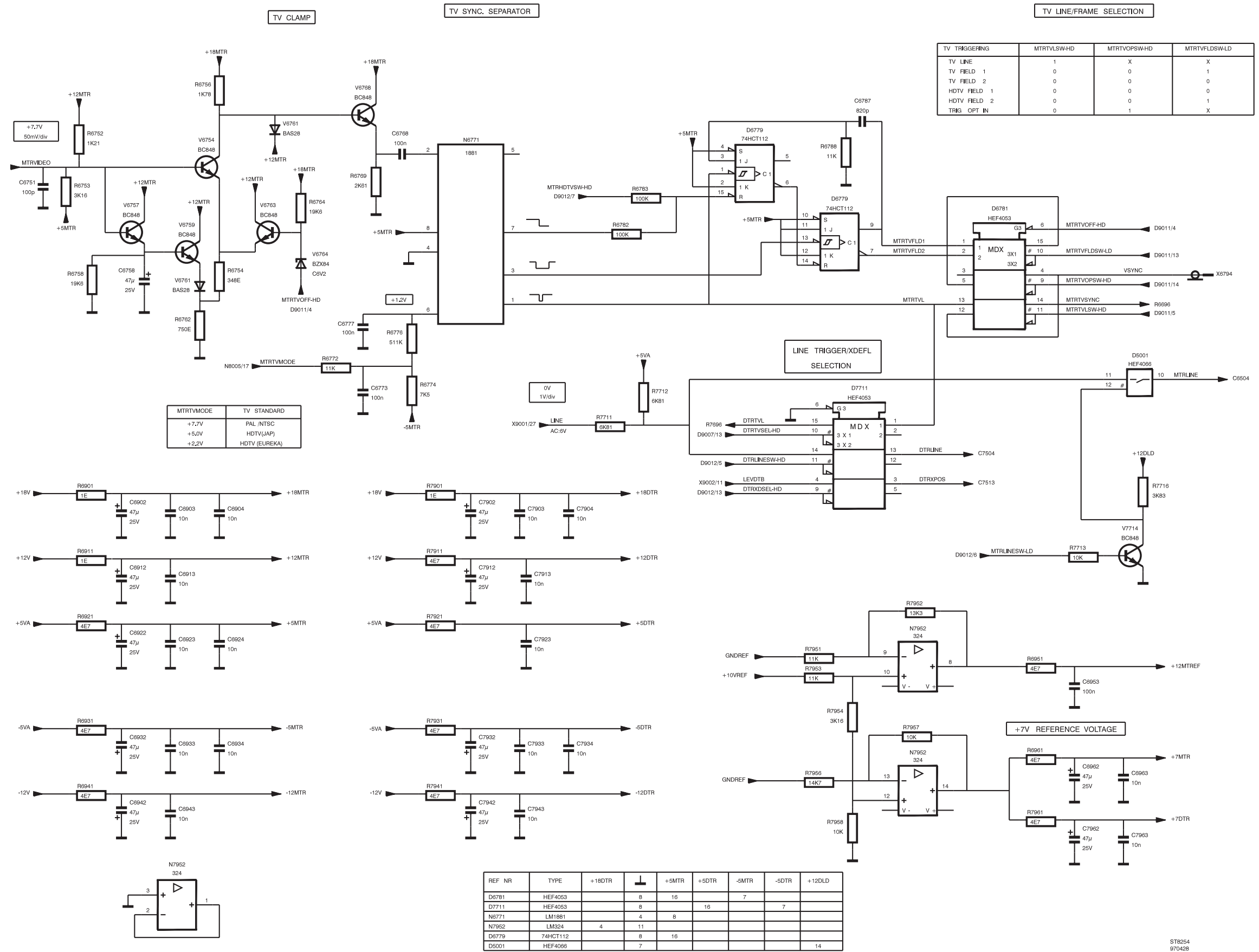


Diagram 13 - TV/line trigger

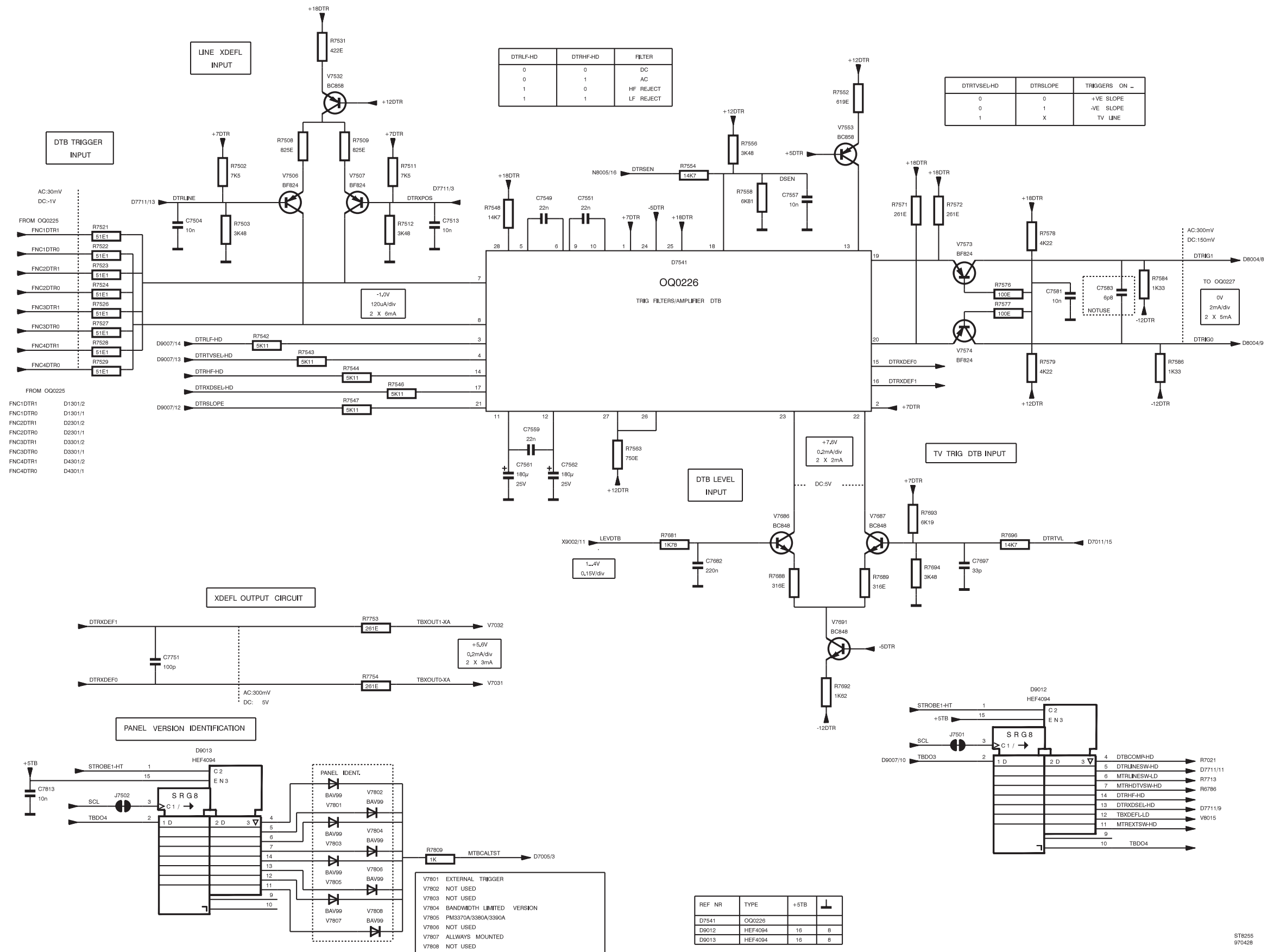


Diagram 14 - DTB trigger

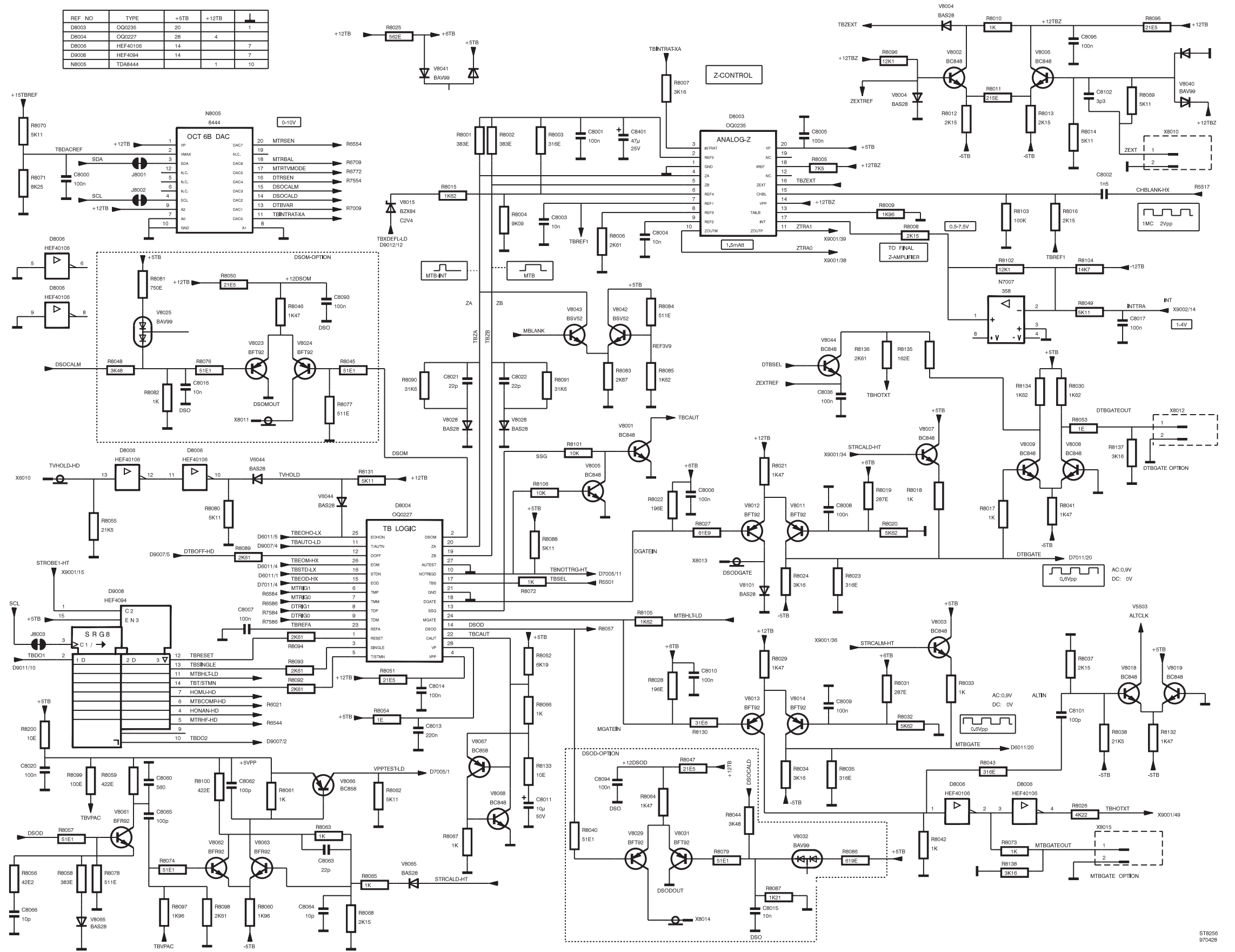


Diagram 15 - Time base logic

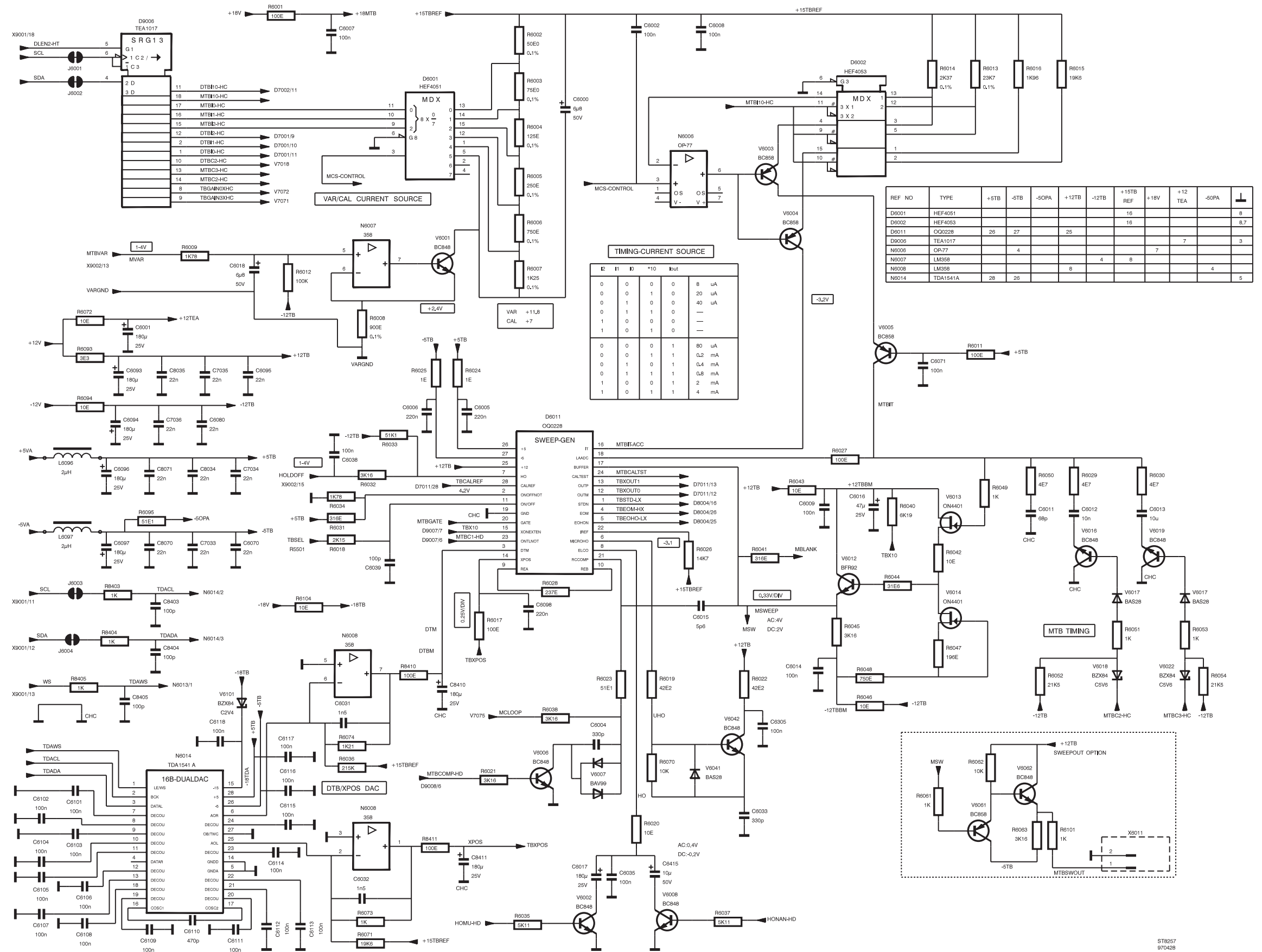


Diagram 16 - Main time base

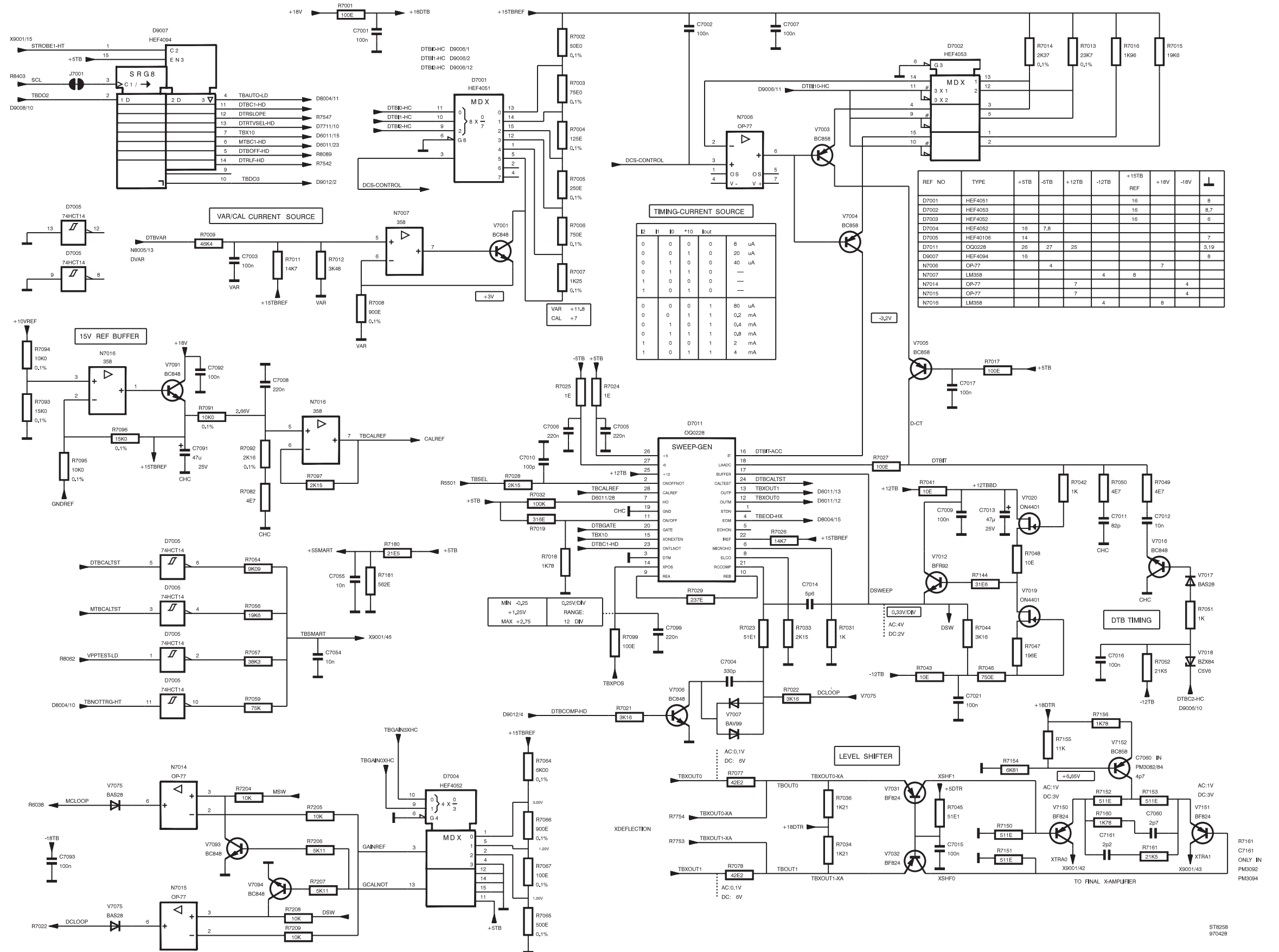
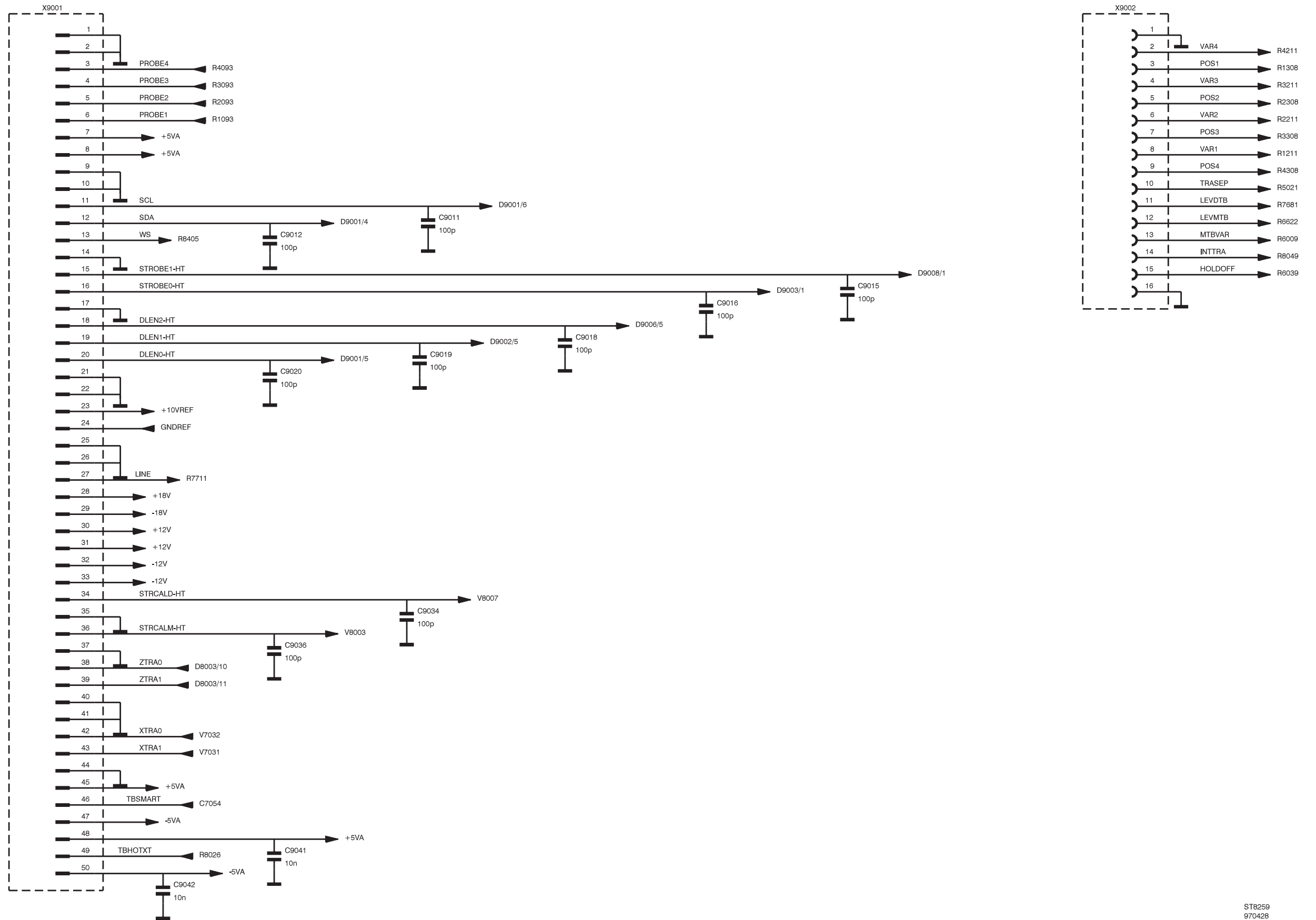


Diagram 17 - Delayed time base



ST8259
970428

Diagram 18 - Connectors

Item	Description	Ordering code
------	-------------	---------------

5.1.6 Parts list**MECHANICAL**

0002	SPECIAL NUT	FOR BNC	5322 506 41006
0003	RING	BNC SPACER	5322 532 21188
0004	HOLDER	BNC HOLDER	5322 256 91792
0005	PLATE	SCREENING PARTITION	5322 466 83049
0006	PIN	CALIBRATION PIN	5322 535 93244
0007	BRACKET	SOLDERING BRACKET	5322 401 11419
0008	SPRING	INDICATION SPRING	5322 492 70939
0010	SHIELD	SCREENING CAP 2	5322 466 30404
0011	SHIELD	SCREENING CAP 1	5322 466 30405
0012	SCREENING	SCREENING PLATE	5322 466 83051
0014	CAP	BNC ISOLATOR	5322 462 41847
0017	CAP,PROTECT.	SCREENING CAP C	5322 447 70131

CAPACITORS

C1000	CAP.CERAMIC	500V 0.25PF 3.3PF	4822 122 31188
C1001	CAP.FOIL	AP 400V 10% 22NF	5322 121 70399
C1002	CAP.CHIP	AP 63V 10% 100NF	4822 122 33496
C1003	CAP.CERAMIC	500V 0.25PF 3.3PF	4822 122 31188
C1004	CAP.CERAMIC	500V 0.25PF 3.3PF	4822 122 31188
C1006	CAP.CERAMIC	500V 0.25PF 3.3PF	4822 122 31188
C1007	CAP.CERAMIC	500V 0.25PF 3.3PF	4822 122 31188
C1008	CAP.CHIP	AP 63V 0.25PF 3.3PF	5322 122 32286
C1011	CAP.CHIP	AP 63V 5% 33PF	5322 122 32659
C1012	CAP.CHIP	AP 63V 5% 27PF	5322 122 31946
C1014	CAP.CHIP	AP 63V 0.5PF 5.6 PF	5322 122 32967
C1018	CAP.CHIP	AP 63V 10% 10NF	5322 122 34098
C1019	CAP.CHIP	AP 63V 10% 10NF	5322 122 34098
C1020	CAP.CERAMIC	500V 0.25PF 2.2PF	5322 122 32774
C1021	CAP.CERAMIC	500V 10% 1NF	4822 122 31175
C1022	CAP.CHIP	AP 63V 0.5PF 6.8PF	5322 122 32269
C1023	CAP.CHIP	AP 63V 5% 470PF	5322 122 32268
C1025	CAP.CHIP	AP 63V 10% 100NF	4822 122 33496
C1027	CAP.CHIP	AP 63V 10% 10NF	5322 122 34098
C1031	CAP.CHIP	AP 63V 10% 10NF	5322 122 34098
C1041	CAP.CHIP	AP 63V 10% 100NF	4822 122 33496
C1042	CAP.CHIP	AP 63V 10% 10NF	5322 122 34098
C1044	CAP.CHIP	AP 63V 10% 10NF	5322 122 34098
C1045	CAP.ELECTROLYT.	25V 20% 47UF	5322 121 10472
C1046	CAP.CHIP	AP 63V 10% 10NF	5322 122 34098
C1047	CAP.CHIP	AP 63V 10% 10NF	5322 122 34098
C1048	CAP.CHIP	AP 63V 10% 10NF	5322 122 34098
C1051	CAP.CHIP	AP 63V 10% 10NF	5322 122 34098
C1054	CAP.CHIP	AP 63V 10% 10NF	5322 122 34098
C1055	CAP.CHIP	AP 63V 0.25PF 2.7PF	5322 122 31873

Item	Description		Ordering code
C1056	CAP.CERAMIC	AP 63V 5% 10PF	5322 122 32448
C1057	CAP.CHIP	AP 63V 0.25PF 2.2PF	5322 122 33063
C1058	CAP.CHIP	AP 63V 0.25PF 2.2PF	5322 122 33063
C1059	CAP.CHIP	AP 63V 5% 100PF	5322 122 32531
C1060	CAP.CHIP	AP 63V 5% 100PF	5322 122 32531
C1061	CAP.CHIP	AP 63V 10% 10NF	5322 122 34098
C1062	CAP.CHIP	AP 63V 10% 10NF	5322 122 34098
C1063	CAP.CHIP	AP 63V 10% 10NF	5322 122 34098
C1064	CAP.CHIP	AP 63V 10% 10NF	5322 122 34098
C1066	CAP.CHIP	AP 63V 10% 10NF	5322 122 34098
C1067	CAP.CHIP	AP 63V 10% 10NF	5322 122 34098
C1068	CAP.CHIP	AP 63V 10% 10NF	5322 122 34098
C1069	CAP.CHIP	AP 63V 10% 10NF	5322 122 34098
C1071	CAP.CHIP	AP 63V 10% 10NF	5322 122 34098
C1072	CAP.CHIP	AP 63V 10% 10NF	5322 122 34098
C1076	CAP.CHIP	AP 63V 10% 10NF	5322 122 34098
C1077	CAP.CHIP	AP 63V 10% 10NF	5322 122 34098
C1082	CAP.CHIP	AP 63V 10% 10NF	5322 122 34098
C1085	CAP.ELECTROLYT.	25V 20% 180UF	5322 124 42228
C1086	CAP.CHIP	AP 63V 10% 10NF	5322 122 34098
C1087	CAP.ELECTROLYT.	25V 20% 180UF	5322 124 42228
C1088	CAP.CHIP	AP 63V 10% 10NF	5322 122 34098
C1101	CAP.CHIP	AP 63V 10% 10NF	5322 122 34098
C1102	CAP.CHIP	AP 63V 10% 10NF	5322 122 34098
C1151	CAP.CHIP	AP 63V 10% 10NF	5322 122 34098
C1153	CAP.CHIP	AP 63V 10% 1.5NF	5322 122 31865
C1156	CAP.ELECTROLYT.	25V 20% 180UF	5322 124 42228
C1157	CAP.CHIP	AP 63V 10% 100NF	4822 122 33496
C1158	CAP.ELECTROLYT.	25V 20% 180UF	5322 124 42228
C1159	CAP.CHIP	AP 63V 10% 100NF	4822 122 33496
C1201	CAP.CHIP	AP 63V 10% 10NF	5322 122 34098
C1204	CAP.CHIP	AP 63V 10% 100NF	4822 122 33496
C1205	CAP.CHIP	AP 63V 5% 100PF	5322 122 32531
C1208	CAP.CHIP	AP 63V 10% 10NF	5322 122 34098
C1209	CAP.CHIP	AP 63V 10% 10NF	5322 122 34098
C1210	CAP.CERAMIC	AP 63V 5% 47PF	5322 122 32452
C1211	CAP.CHIP	AP 63V 10% 100NF	4822 122 33496
C1250	CAP.CHIP	AP 63V 10% 10NF	5322 122 34098
C1251	CAP.CHIP	AP 63V 10% 10NF	5322 122 34098
C1252	CAP.CHIP	AP 63V 10% 10NF	5322 122 34098
C1253	CAP.ELECTROLYT.	25V 20% 180UF	5322 124 42228
C1254	CAP.CHIP	AP 63V 10% 100NF	4822 122 33496
C1301	CAP.CERAMIC	AP 63V 5% 47PF	5322 122 32452
C1302	CAP.CHIP	AP 63V 10% 10NF	5322 122 34098
C1303	CAP.CHIP	AP 63V 10% 22NF	5322 122 32654
C1304	CAP.CERAMIC	AP 63V 5% 10PF	5322 122 32448
C1305	CAP.CERAMIC	AP 63V 0.25PF 1.8PF	5322 126 10343

Item	Description		Ordering code
C1611	CAP.CHIP	AP 63V 10% 100NF	4822 122 33496
C1651	CAP.ELECTROLYT.	25V 20% 47UF	5322 121 10472
C1652	CAP.CHIP	AP 63V 10% 100NF	4822 122 33496
C1653	CAP.ELECTROLYT.	25V 20% 47UF	5322 121 10472
C1654	CAP.CHIP	AP 63V 10% 100NF	4822 122 33496
C1656	CAP.ELECTROLYT.	25V 20% 47UF	5322 121 10472
C1657	CAP.CHIP	AP 63V 10% 100NF	4822 122 33496
C1658	CAP.ELECTROLYT.	25V 20% 47UF	5322 121 10472
C1659	CAP.CHIP	AP 63V 10% 100NF	4822 122 33496
C1661	CAP.CHIP	AP 63V 10% 100NF	4822 122 33496
C1662	CAP.CHIP	AP 63V 10% 100NF	4822 122 33496
C1668	CAP.ELECTROLYT.	25V 20% 180UF	5322 124 42228
C1669	CAP.CHIP	AP 63V 10% 100NF	4822 122 33496
C1901	CAP.ELECTROLYT.	25V 20% 180UF	5322 124 42228
C1903	CAP.ELECTROLYT.	25V 20% 180UF	5322 124 42228
C1904	CAP.ELECTROLYT.	25V 20% 180UF	5322 124 42228
C1906	CAP.ELECTROLYT.	25V 20% 180UF	5322 124 42228
C1931	CAP.ELECTROLYT.	25V 20% 180UF	5322 124 42228
C1932	CAP.ELECTROLYT.	25V 20% 180UF	5322 124 42228
C2000	CAP.CERAMIC	500V 0.25PF 3.3PF	4822 122 31188
C2001	CAP.FOIL	400V 10% 22NF	5322 121 70399
C2002	CAP.CHIP	AP 63V 10% 100NF	4822 122 33496
C2003	CAP.CERAMIC	500V 0.25PF 3.3PF	4822 122 31188
C2004	CAP.CERAMIC	500V 0.25PF 3.3PF	4822 122 31188
C2006	CAP.CERAMIC	500V 0.25PF 3.3PF	4822 122 31188
C2007	CAP.CERAMIC	500V 0.25PF 3.3PF	4822 122 31188
C2008	CAP.CHIP	AP 63V 0.25PF 3.3PF	5322 122 32286
C2011	CAP.CHIP	AP 63V 5% 33PF	5322 122 32659
C2012	CAP.CHIP	AP 63V 5% 27PF	5322 122 31946
C2014	CAP.CHIP	AP 63V 0.5PF 5.6PF	5322 122 32967
C2018	CAP.CHIP	AP 63V 10% 10NF	5322 122 34098
C2019	CAP.CHIP	AP 63V 10% 10NF	5322 122 34098
C2020	CAP.CERAMIC	500V 0.25PF 2.2PF	5322 122 32774
C2021	CAP.CERAMIC	500V 10% 1NF	4822 122 31175
C2022	CAP.CHIP	AP 63V 0.5PF 6.8PF	5322 122 32269
C2023	CAP.CHIP	AP 63V 5% 470PF	5322 122 32268
C2025	CAP.CHIP	AP 63V 10% 100NF	4822 122 33496
C2027	CAP.CHIP	AP 63V 10% 10NF	5322 122 34098
C2031	CAP.CHIP	AP 63V 10% 10NF	5322 122 34098
C2041	CAP.CHIP	AP 63V 10% 100NF	4822 122 33496
C2042	CAP.CHIP	AP 63V 10% 10NF	5322 122 34098
C2044	CAP.CHIP	AP 63V 10% 10NF	5322 122 34098
C2045	CAP.ELECTROLYT.	25V 20% 47UF	5322 121 10472
C2046	CAP.CHIP	AP 63V 10% 10NF	5322 122 34098
C2047	CAP.CHIP	AP 63V 10% 10NF	5322 122 34098
C2048	CAP.CHIP	AP 63V 10% 10NF	5322 122 34098
C2051	CAP.CHIP	AP 63V 10% 10NF	5322 122 34098

Item	Description		Ordering code
C2054	CAP.CHIP	AP 63V 10% 10NF	5322 122 34098
C2055	CAP.CHIP	AP 63V 0.25PF 2.7PF	5322 122 31873
C2056	CAP.CERAMIC	AP 63V 5% 10PF	5322 122 32448
C2057	CAP.CHIP	AP 63V 0.25PF 2.2PF	5322 122 33063
C2058	CAP.CHIP	AP 63V 0.25PF 2.2PF	5322 122 33063
C2059	CAP.CHIP	AP 63V 5% 100PF	5322 122 32531
C2060	CAP.CHIP	AP 63V 5% 100PF	5322 122 32531
C2061	CAP.CHIP	AP 63V 10% 10NF	5322 122 34098
C2062	CAP.CHIP	AP 63V 10% 10NF	5322 122 34098
C2063	CAP.CHIP	AP 63V 10% 10NF	5322 122 34098
C2064	CAP.CHIP	AP 63V 10% 10NF	5322 122 34098
C2066	CAP.CHIP	AP 63V 10% 10NF	5322 122 34098
C2067	CAP.CHIP	AP 63V 10% 10NF	5322 122 34098
C2068	CAP.CHIP	AP 63V 10% 10NF	5322 122 34098
C2069	CAP.CHIP	AP 63V 10% 10NF	5322 122 34098
C2071	CAP.CHIP	AP 63V 10% 10NF	5322 122 34098
C2072	CAP.CHIP	AP 63V 10% 10NF	5322 122 34098
C2076	CAP.CHIP	AP 63V 10% 10NF	5322 122 34098
C2077	CAP.CHIP	AP 63V 10% 10NF	5322 122 34098
C2085	CAP.ELECTROLYT.	25V 20% 180UF	5322 124 42228
C2086	CAP.CHIP	AP 63V 10% 10NF	5322 122 34098
C2087	CAP.ELECTROLYT.	25V 20% 180UF	5322 124 42228
C2088	CAP.CHIP	AP 63V 10% 10NF	5322 122 34098
C2101	CAP.CHIP	AP 63V 10% 10NF	5322 122 34098
C2102	CAP.CHIP	AP 63V 10% 10NF	5322 122 34098
C2201	CAP.CHIP	AP 63V 10% 10NF	5322 122 34098
C2204	CAP.CHIP	AP 63V 10% 100NF	4822 122 33496
C2205	CAP.CHIP	AP 63V 5% 100PF	5322 122 32531
C2208	CAP.CHIP	AP 63V 10% 10NF	5322 122 34098
C2209	CAP.CHIP	AP 63V 10% 10NF	5322 122 34098
C2210	CAP.CERAMIC	AP 63V 5% 47PF	5322 122 32452
C2211	CAP.CHIP	AP 63V 10% 100NF	4822 122 33496
C2301	CAP.CERAMIC	AP 63V 5% 47PF	5322 122 32452
C2302	CAP.CHIP	AP 63V 10% 10NF	5322 122 34098
C2303	CAP.CHIP	AP 63V 10% 22NF	5322 122 32654
C2304	CAP.CERAMIC	AP 63V 5% 10PF	5322 122 32448
C2305	CAP.CERAMIC	AP 63V 0.25PF 1.8PF	5322 126 10343
C3000	CAP.CERAMIC	500V 0.25PF 3.3PF	4822 122 31188
C3001	CAP.FOIL	400V 10% 22NF	5322 121 70399
C3002	CAP.CHIP	AP 63V 10% 100NF	4822 122 33496
C3003	CAP.CERAMIC	500V 0.25PF 3.3PF	4822 122 31188
C3004	CAP.CERAMIC	500V 0.25PF 3.3PF	4822 122 31188
C3006	CAP.CERAMIC	500V 0.25PF 3.3PF	4822 122 31188
C3007	CAP.CERAMIC	500V 0.25PF 3.3PF	4822 122 31188
C3008	CAP.CHIP	AP 63V 0.25PF 3.3PF	5322 122 32286
C3011	CAP.CHIP	AP 63V 5% 33PF	5322 122 32659
C3012	CAP.CHIP	AP 63V 5% 27PF	5322 122 31946

Item	Description		Ordering code
C3014	CAP.CHIP	AP 63V 0.5PF 5.6PF	5322 122 32967
C3018	CAP.CHIP	AP 63V 10% 10NF	5322 122 34098
C3019	CAP.CHIP	AP 63V 10% 10NF	5322 122 34098
C3020	CAP.CERAMIC	500V 0.25PF 2.2PF	5322 122 32774
C3021	CAP.CERAMIC	500V 10% 1NF	4822 122 31175
C3022	CAP.CHIP	AP 63V 0.5PF 6.8PF	5322 122 32269
C3023	CAP.CHIP	AP 63V 5% 470PF	5322 122 32268
C3025	CAP.CHIP	AP 63V 10% 100NF	4822 122 33496
C3027	CAP.CHIP	AP 63V 10% 10NF	5322 122 34098
C3031	CAP.CHIP	AP 63V 10% 10NF	5322 122 34098
C3041	CAP.CHIP	AP 63V 10% 100NF	4822 122 33496
C3042	CAP.CHIP	AP 63V 10% 10NF	5322 122 34098
C3044	CAP.CHIP	AP 63V 10% 10NF	5322 122 34098
C3045	CAP.ELECTROLYT.	25V 20% 47UF	5322 121 10472
C3046	CAP.CHIP	AP 63V 10% 10NF	5322 122 34098
C3047	CAP.CHIP	AP 63V 10% 10NF	5322 122 34098
C3048	CAP.CHIP	AP 63V 10% 10NF	5322 122 34098
C3051	CAP.CHIP	AP 63V 10% 10NF	5322 122 34098
C3054	CAP.CHIP	AP 63V 10% 10NF	5322 122 34098
C3055	CAP.CHIP	AP 63V 0.25PF 2.7PF	5322 122 31873
C3056	CAP.CERAMIC	AP 63V 5% 10PF	5322 122 32448
C3057	CAP.CHIP	AP 63V 0.25PF 2.2PF	5322 122 33063
C3058	CAP.CHIP	AP 63V 0.25PF 2.2PF	5322 122 33063
C3059	CAP.CHIP	AP 63V 5% 100PF	5322 122 32531
C3060	CAP.CHIP	AP 63V 5% 100PF	5322 122 32531
C3061	CAP.CHIP	AP 63V 10% 10NF	5322 122 34098
C3062	CAP.CHIP	AP 63V 10% 10NF	5322 122 34098
C3063	CAP.CHIP	AP 63V 10% 10NF	5322 122 34098
C3064	CAP.CHIP	AP 63V 10% 10NF	5322 122 34098
C3066	CAP.CHIP	AP 63V 10% 10NF	5322 122 34098
C3067	CAP.CHIP	AP 63V 10% 10NF	5322 122 34098
C3068	CAP.CHIP	AP 63V 10% 10NF	5322 122 34098
C3069	CAP.CHIP	AP 63V 10% 10NF	5322 122 34098
C3071	CAP.CHIP	AP 63V 10% 10NF	5322 122 34098
C3072	CAP.CHIP	AP 63V 10% 10NF	5322 122 34098
C3076	CAP.CHIP	AP 63V 10% 10NF	5322 122 34098
C3077	CAP.CHIP	AP 63V 10% 10NF	5322 122 34098
C3085	CAP.ELECTROLYT.	25V 20% 180UF	5322 124 42228
C3086	CAP.CHIP	AP 63V 10% 10NF	5322 122 34098
C3087	CAP.ELECTROLYT.	25V 20% 180UF	5322 124 42228
C3088	CAP.CHIP	AP 63V 10% 10NF	5322 122 34098
C3101	CAP.CHIP	AP 63V 10% 10NF	5322 122 34098
C3102	CAP.CHIP	AP 63V 10% 10NF	5322 122 34098
C3201	CAP.CHIP	AP 63V 10% 10NF	5322 122 34098
C3204	CAP.CHIP	AP 63V 10% 100NF	4822 122 33496
C3205	CAP.CHIP	AP 63V 5% 100PF	5322 122 32531
C3208	CAP.CHIP	AP 63V 10% 10NF	5322 122 34098

Item	Description		Ordering code
C3209	CAP.CHIP	AP 63V 10% 10NF	5322 122 34098
C3210	CAP.CERAMIC	AP 63V 5% 47PF	5322 122 32452
C3211	CAP.CHIP	AP 63V 10% 100NF	4822 122 33496
C3301	CAP.CERAMIC	AP 63V 5% 47PF	5322 122 32452
C3302	CAP.CHIP	AP 63V 10% 10NF	5322 122 34098
C3303	CAP.CHIP	AP 63V 10% 22NF	5322 122 32654
C3304	CAP.CERAMIC	AP 63V 5% 10PF	5322 122 32448
C3305	CAP.CERAMIC	AP 63V 0.25PF 1.8PF	5322 126 10343
C4000	CAP.CERAMIC	500V 0.25PF 3.3PF	4822 122 31188
C4001	CAP.FOIL	400V 10% 22NF	5322 121 70399
C4002	CAP.CHIP	AP 63V 10% 100NF	4822 122 33496
C4003	CAP.CERAMIC	500V 0.25PF 3.3PF	4822 122 31188
C4004	CAP.CERAMIC	500V 0.25PF 3.3PF	4822 122 31188
C4006	CAP.CERAMIC	500V 0.25PF 3.3PF	4822 122 31188
C4007	CAP.CERAMIC	500V 0.25PF 3.3PF	4822 122 31188
C4008	CAP.CHIP	AP 63V 0.25PF 3.3PF	5322 122 32286
C4011	CAP.CHIP	AP 63V 5% 33PF	5322 122 32659
C4012	CAP.CHIP	AP 63V 5% 27PF	5322 122 31946
C4014	CAP.CHIP	AP 63V 0.5PF 5.6PF	5322 122 32967
C4018	CAP.CHIP	AP 63V 10% 10NF	5322 122 34098
C4019	CAP.CHIP	AP 63V 10% 10NF	5322 122 34098
C4020	CAP.CERAMIC	500V 0.25PF 2.2PF	5322 122 32774
C4021	CAP.CERAMIC	500V 10% 1NF	4822 122 31175
C4022	CAP.CHIP	AP 63V 0.5PF 6.8PF	5322 122 32269
C4023	CAP.CHIP	AP 63V 5% 470PF	5322 122 32268
C4025	CAP.CHIP	AP 63V 10% 100NF	4822 122 33496
C4027	CAP.CHIP	AP 63V 10% 10NF	5322 122 34098
C4031	CAP.CHIP	AP 63V 10% 10NF	5322 122 34098
C4041	CAP.CHIP	AP 63V 10% 100NF	4822 122 33496
C4042	CAP.CHIP	AP 63V 10% 10NF	5322 122 34098
C4044	CAP.CHIP	AP 63V 10% 10NF	5322 122 34098
C4045	CAP.ELECTROLYT.	25V 20% 47UF	5322 121 10472
C4046	CAP.CHIP	AP 63V 10% 10NF	5322 122 34098
C4047	CAP.CHIP	AP 63V 10% 10NF	5322 122 34098
C4048	CAP.CHIP	AP 63V 10% 10NF	5322 122 34098
C4051	CAP.CHIP	AP 63V 10% 10NF	5322 122 34098
C4054	CAP.CHIP	AP 63V 10% 10NF	5322 122 34098
C4055	CAP.CHIP	AP 63V 0.25PF 2.7PF	5322 122 31873
C4056	CAP.CERAMIC	AP 63V 5% 10PF	5322 122 32448
C4057	CAP.CHIP	AP 63V 0.25PF 2.2PF	5322 122 33063
C4058	CAP.CHIP	AP 63V 0.25PF 2.2PF	5322 122 33063
C4059	CAP.CHIP	AP 63V 5% 100PF	5322 122 32531
C4060	CAP.CHIP	AP 63V 5% 100PF	5322 122 32531
C4061	CAP.CHIP	AP 63V 10% 10NF	5322 122 34098
C4062	CAP.CHIP	AP 63V 10% 10NF	5322 122 34098
C4063	CAP.CHIP	AP 63V 10% 10NF	5322 122 34098
C4064	CAP.CHIP	AP 63V 10% 10NF	5322 122 34098

Item	Description		Ordering code
C4066	CAP.CHIP	AP 63V 10% 10NF	5322 122 34098
C4067	CAP.CHIP	AP 63V 10% 10NF	5322 122 34098
C4068	CAP.CHIP	AP 63V 10% 10NF	5322 122 34098
C4069	CAP.CHIP	AP 63V 10% 10NF	5322 122 34098
C4071	CAP.CHIP	AP 63V 10% 10NF	5322 122 34098
C4072	CAP.CHIP	AP 63V 10% 10NF	5322 122 34098
C4076	CAP.CHIP	AP 63V 10% 10NF	5322 122 34098
C4077	CAP.CHIP	AP 63V 10% 10NF	5322 122 34098
C4085	CAP.ELECTROLYT.	25V 20% 180UF	5322 124 42228
C4086	CAP.CHIP	AP 63V 10% 10NF	5322 122 34098
C4087	CAP.ELECTROLYT.	25V 20% 180UF	5322 124 42228
C4088	CAP.CHIP	AP 63V 10% 10NF	5322 122 34098
C4101	CAP.CHIP	AP 63V 10% 10NF	5322 122 34098
C4102	CAP.CHIP	AP 63V 10% 10NF	5322 122 34098
C4201	CAP.CHIP	AP 63V 10% 10NF	5322 122 34098
C4204	CAP.CHIP	AP 63V 10% 100NF	4822 122 33496
C4205	CAP.CHIP	AP 63V 5% 100PF	5322 122 32531
C4208	CAP.CHIP	AP 63V 10% 10NF	5322 122 34098
C4209	CAP.CHIP	AP 63V 10% 10NF	5322 122 34098
C4210	CAP.CERAMIC	AP 63V 5% 47PF	5322 122 32452
C4211	CAP.CHIP	AP 63V 10% 100NF	4822 122 33496
C4301	CAP.CERAMIC	AP 63V 5% 47PF	5322 122 32452
C4302	CAP.CHIP	AP 63V 10% 10NF	5322 122 34098
C4303	CAP.CHIP	AP 63V 10% 22NF	5322 122 32654
C4304	CAP.CERAMIC	AP 63V 5% 10PF	5322 122 32448
C4305	CAP.CERAMIC	AP 63V 0.25PF 1.8PF	5322 126 10343
C5000	CAP.CHIP	AP 63V 10% 220NF	4822 122 32916
C5001	CAP.CHIP	AP 63V 5% 470PF	5322 122 32268
C5002	CAP.CHIP	AP 63V 10% 10NF	5322 122 34098
C5003	CAP.CHIP	AP 63V 10% 10NF	5322 122 34098
C5004	CAP.CHIP	AP 63V 10% 10NF	5322 122 34098
C5005	CAP.CHIP	AP 63V 10% 10NF	5322 122 34098
C5006	CAP.CHIP	AP 63V 10% 10NF	5322 122 34098
C5007	CAP.CHIP	AP 63V 10% 10NF	5322 122 34098
C5008	CAP.CHIP	AP 63V 10% 10NF	5322 122 34098
C5010	CAP.CERAMIC	AP 63V 0.5PF 5.6PF	5322 122 32967
C5010	CAP.CERAMIC	AP 63V 5% 47PF	5322 122 32452
C5012	CAP.CERAMIC	AP 63V 5% 10PF	5322 122 32448
C5012	CAP.CERAMIC	AP 63V 0.25PF 2.7PF	5322 122 31873
C5015	CAP.CHIP	AP 63V 5% 330PF	5322 122 31863
C5015	CAP.CHIP	AP 63V 0.25PF 2.2PF	5322 122 33063
C5016	CAP.CHIP	AP 63V 10% 2.2NF	4822 122 33127
C5016	CAP.CHIP	63V 0.5PF 6.8PF	5322 122 32269
C5016	CAP.CHIP	63V 5% 27PF	5322 122 31946
C5017	CAP.CERAMIC	AP 63V 0.25PF 0.56PF	5322 122 33083
C5018	CAP.CERAMIC	AP 63V 0.25PF 0.56PF	5322 122 33083
C5501	CAP.CHIP	AP 63V 5% 820PF	5322 126 10184

Item	Description		Ordering code
C5502	CAP.CHIP	AP 63V 5% 100PF	5322 122 32531
C5503	CAP.CHIP	AP 63V 10% 10NF	5322 122 34098
C5504	CAP.CHIP	AP 63V 5% 22PF	5322 122 32658
C5505	CAP.CHIP	AP 63V 5% 820PF	5322 126 10184
C5506	CAP.CHIP	AP 63V 10% 1.5NF	5322 122 31865
C5507	CAP.CHIP	AP 63V 5% 100PF	5322 122 32531
C5508	CAP.CHIP	AP 63V 5% 100PF	5322 122 32531
C5509	CAP.CHIP	AP 63V 5% 100PF	5322 122 32531
C5510	CAP.CHIP	AP 63V 5% 100PF	5322 122 32531
C5511	CAP.CHIP	AP 63V 5% 100PF	5322 122 32531
C5513	CAP.CHIP	AP 63V 5% 100PF	5322 122 32531
C5514	CAP.CHIP	AP 63V 10% 100NF	4822 122 33496
C5601	CAP.CHIP	AP 63V 10% 100NF	4822 122 33496
C5602	CAP.ELECTROLYT.	25V 20% 47UF	5322 121 10472
C5603	CAP.CHIP	AP 63V 10% 100NF	4822 122 33496
C5604	CAP.CHIP	AP 63V 10% 100NF	4822 122 33496
C6000	CAP.FOIL	50V 20% 6.8UF	5322 124 42389
C6001	CAP.ELECTROLYT.	25V 20% 180UF	5322 124 42228
C6002	CAP.CHIP	AP 63V 10% 100NF	4822 122 33496
C6004	CAP.CHIP	AP 63V 5% 330PF	5322 122 31863
C6005	CAP.CHIP	AP 63V 10% 220NF	4822 122 32916
C6006	CAP.CHIP	AP 63V 10% 220NF	4822 122 32916
C6007	CAP.CHIP	AP 63V 10% 100NF	4822 122 33496
C6008	CAP.CHIP	AP 63V 10% 100NF	4822 122 33496
C6009	CAP.CHIP	AP 63V 10% 100NF	4822 122 33496
C6011	CAP.FOIL	630V 1% 68PF	5322 121 70127
C6012	CAP.FOIL	63V 5% 10NF	5322 121 70116
C6013	CAP.ELECTROLYT.	100V 10% 10UF	5322 124 20164
C6014	CAP.CHIP	AP 63V 10% 100NF	4822 122 33496
C6015	CAP.CERAMIC	AP 63V 0.5PF 5.6PF	5322 122 32967
C6016	CAP.ELECTROLYT.	25V 20% 47UF	5322 121 10472
C6017	CAP.ELECTROLYT.	25V 20% 180UF	5322 124 42228
C6018	CAP.FOIL	50V 20% 6.8UF	5322 124 42389
C6031	CAP.CHIP	AP 63V 10% 1.5NF	5322 122 31865
C6032	CAP.CHIP	AP 63V 10% 1.5NF	5322 122 31865
C6033	CAP.CHIP	AP 63V 5% 330PF	5322 122 31863
C6035	CAP.FOIL	63V 10% 100NF	5322 121 42386
C6038	CAP.CHIP	AP 63V 10% 100NF	4822 122 33496
C6039	CAP.CHIP	AP 63V 5% 100PF	5322 122 32531
C6070	CAP.CHIP	AP 63V 10% 22NF	5322 122 32654
C6071	CAP.CHIP	AP 63V 10% 100NF	4822 122 33496
C6080	CAP.CHIP	AP 63V 10% 22NF	5322 122 32654
C6093	CAP.ELECTROLYT.	25V 20% 180UF	5322 124 42228
C6094	CAP.ELECTROLYT.	25V 20% 180UF	5322 124 42228
C6095	CAP.CHIP	AP 63V 10% 22NF	5322 122 32654
C6096	CAP.ELECTROLYT.	25V 20% 180UF	5322 124 42228
C6097	CAP.ELECTROLYT.	25V 20% 180UF	5322 124 42228

Item	Description		Ordering code
C6098	CAP.CHIP	AP 63V 10% 220NF	4822 122 32916
C6101	CAP.CHIP	AP 63V 10% 100NF	4822 122 33496
C6102	CAP.CHIP	AP 63V 10% 100NF	4822 122 33496
C6103	CAP.CHIP	AP 63V 10% 100NF	4822 122 33496
C6104	CAP.CHIP	AP 63V 10% 100NF	4822 122 33496
C6105	CAP.CHIP	AP 63V 10% 100NF	4822 122 33496
C6106	CAP.CHIP	AP 63V 10% 100NF	4822 122 33496
C6107	CAP.CHIP	AP 63V 10% 100NF	4822 122 33496
C6108	CAP.CHIP	AP 63V 10% 100NF	4822 122 33496
C6109	CAP.CHIP	AP 63V 10% 100NF	4822 122 33496
C6110	CAP.CHIP	AP 63V 5% 470PF	5322 122 32268
C6111	CAP.CHIP	AP 63V 10% 100NF	4822 122 33496
C6112	CAP.CHIP	AP 63V 10% 100NF	4822 122 33496
C6113	CAP.CHIP	AP 63V 10% 100NF	4822 122 33496
C6114	CAP.CHIP	AP 63V 10% 100NF	4822 122 33496
C6115	CAP.CHIP	AP 63V 10% 100NF	4822 122 33496
C6116	CAP.CHIP	AP 63V 10% 100NF	4822 122 33496
C6117	CAP.CHIP	AP 63V 10% 100NF	4822 122 33496
C6118	CAP.CHIP	AP 63V 10% 100NF	4822 122 33496
C6305	CAP.CHIP	AP 63V 10% 100NF	4822 122 33496
C6415	CAP.ELECTROLYT.	50V 20% 10UF	5322 124 21731
C6504	CAP.CHIP	AP 63V 10% 10NF	5322 122 34098
C6549	CAP.CHIP	AP 63V 10% 22NF	5322 122 32654
C6551	CAP.CHIP	AP 63V 10% 22NF	5322 122 32654
C6557	CAP.CHIP	AP 63V 10% 10NF	5322 122 34098
C6559	CAP.CHIP	AP 63V 10% 22NF	5322 122 32654
C6561	CAP.ELECTROLYT.	25V 20% 180UF	5322 124 42228
C6562	CAP.ELECTROLYT.	25V 20% 180UF	5322 124 42228
C6581	CAP.CHIP	AP 63V 10% 10NF	5322 122 34098
C6583	CAP.CHIP	AP 63V 0.5PF 6.8PF	5322 122 32269
C6617	CAP.CHIP	AP 63V 0.25PF 2.2PF	5322 122 33063
C6623	CAP.CHIP	AP 63V 10% 10NF	5322 122 34098
C6624	CAP.CHIP	AP 63V 10% 100NF	4822 122 33496
C6639	CAP.CHIP	AP 63V 10% 220NF	4822 122 32916
C6642	CAP.CHIP	AP 63V 10% 220NF	4822 122 32916
C6644	CAP.CHIP	AP 63V 10% 220NF	4822 122 32916
C6647	CAP.CHIP	AP 63V 10% 220NF	4822 122 32916
C6648	CAP.CHIP	AP 63V 10% 100NF	4822 122 33496
C6649	CAP.CHIP	AP 63V 10% 100NF	4822 122 33496
C6707	CAP.CHIP	AP 63V 10% 10NF	5322 122 34098
C6751	CAP.CHIP	AP 63V 5% 100PF	5322 122 32531
C6758	CAP.ELECTROLYT.	25V 20% 47UF	5322 121 10472
C6768	CAP.CHIP	AP 63V 10% 100NF	4822 122 33496
C6773	CAP.CHIP	AP 63V 10% 100NF	4822 122 33496
C6777	CAP.CHIP	AP 63V 10% 100NF	4822 122 33496
C6779	CAP.CHIP	AP 63V 5% 22PF	5322 122 32658
C6787	CAP.CHIP	AP 63V 5% 820PF	5322 126 10184

Item	Description		Ordering code
C6902	CAP.ELECTROLYT.	25V 20% 47UF	5322 121 10472
C6903	CAP.CHIP	AP 63V 10% 10NF	5322 122 34098
C6904	CAP.CHIP	AP 63V 10% 10NF	5322 122 34098
C6912	CAP.ELECTROLYT.	25V 20% 47UF	5322 121 10472
C6913	CAP.CHIP	AP 63V 10% 10NF	5322 122 34098
C6922	CAP.ELECTROLYT.	25V 20% 47UF	5322 121 10472
C6923	CAP.CHIP	AP 63V 10% 10NF	5322 122 34098
C6924	CAP.CHIP	AP 63V 10% 10NF	5322 122 34098
C6932	CAP.ELECTROLYT.	25V 20% 47UF	5322 121 10472
C6933	CAP.CHIP	AP 63V 10% 10NF	5322 122 34098
C6934	CAP.CHIP	AP 63V 10% 10NF	5322 122 34098
C6942	CAP.ELECTROLYT.	25V 20% 47UF	5322 121 10472
C6943	CAP.CHIP	AP 63V 10% 10NF	5322 122 34098
C6953	CAP.CHIP	AP 63V 10% 100NF	4822 122 33496
C6962	CAP.ELECTROLYT.	25V 20% 47UF	5322 121 10472
C6963	CAP.CHIP	AP 63V 10% 10NF	5322 122 34098
C7001	CAP.CHIP	AP 63V 10% 100NF	4822 122 33496
C7002	CAP.CHIP	AP 63V 10% 100NF	4822 122 33496
C7003	CAP.CHIP	AP 63V 10% 100NF	4822 122 33496
C7004	CAP.CHIP	AP 63V 5% 330PF	5322 122 31863
C7005	CAP.CHIP	AP 63V 10% 220NF	4822 122 32916
C7006	CAP.CHIP	AP 63V 10% 220NF	4822 122 32916
C7007	CAP.CHIP	AP 63V 10% 100NF	4822 122 33496
C7008	CAP.CHIP	AP 63V 10% 220NF	4822 122 32916
C7009	CAP.CHIP	AP 63V 10% 100NF	4822 122 33496
C7010	CAP.CHIP	AP 63V 5% 100PF	5322 122 32531
C7011	CAP.FOIL	630V 1% 82PF	5322 121 70498
C7012	CAP.FOIL	63V 5% 10NF	5322 121 70116
C7013	CAP.ELECTROLYT.	25V 20% 47UF	5322 121 10472
C7014	CAP.CERAMIC	AP 63V 0.5PF 5.6PF	5322 122 32967
C7015	CAP.CHIP	AP 63V 10% 100NF	4822 122 33496
C7016	CAP.CHIP	AP 63V 10% 100NF	4822 122 33496
C7017	CAP.CHIP	AP 63V 10% 100NF	4822 122 33496
C7021	CAP.CHIP	AP 63V 10% 100NF	4822 122 33496
C7033	CAP.CHIP	AP 63V 10% 22NF	5322 122 32654
C7034	CAP.CHIP	AP 63V 10% 22NF	5322 122 32654
C7035	CAP.CHIP	AP 63V 10% 22NF	5322 122 32654
C7036	CAP.CHIP	AP 63V 10% 22NF	5322 122 32654
C7054	CAP.CHIP	AP 63V 10% 10NF	5322 122 34098
C7055	CAP.CHIP	AP 63V 10% 10NF	5322 122 34098
C7060	CAP.CERAMIC	AP 63V 0.25PF 2.7PF	5322 122 31873
C7091	CAP.ELECTROLYT.	25V 20% 47UF	5322 121 10472
C7092	CAP.CHIP	AP 63V 10% 100NF	4822 122 33496
C7093	CAP.CHIP	AP 63V 10% 100NF	4822 122 33496
C7099	CAP.CHIP	AP 63V 10% 220NF	4822 122 32916
C7161	CAP.CHIP	AP 63V 0.25PF 2.2PF	5322 122 33063
C7504	CAP.CHIP	AP 63V 10% 10NF	5322 122 34098

Item	Description		Ordering code
C7513	CAP.CHIP	AP 63V 10% 10NF	5322 122 34098
C7549	CAP.CHIP	AP 63V 10% 22NF	5322 122 32654
C7551	CAP.CHIP	AP 63V 10% 22NF	5322 122 32654
C7557	CAP.CHIP	AP 63V 10% 10NF	5322 122 34098
C7559	CAP.CHIP	AP 63V 10% 22NF	5322 122 32654
C7561	CAP.ELECTROLYT.	25V 20% 180UF	5322 124 42228
C7562	CAP.ELECTROLYT.	25V 20% 180UF	5322 124 42228
C7581	CAP.CHIP	AP 63V 10% 10NF	5322 122 34098
C7583	CAP.CHIP	AP 63V 0.5PF 6.8PF	5322 122 32269
C7682	CAP.CHIP	AP 63V 10% 220NF	4822 122 32916
C7697	CAP.CHIP	AP 63V 5% 33PF	5322 122 32659
C7751	CAP.CHIP	AP 63V 5% 100PF	5322 122 32531
C7813	CAP.CHIP	AP 63V 10% 10NF	5322 122 34098
C7902	CAP.ELECTROLYT.	25V 20% 47UF	5322 121 10472
C7903	CAP.CHIP	AP 63V 10% 10NF	5322 122 34098
C7904	CAP.CHIP	AP 63V 10% 10NF	5322 122 34098
C7912	CAP.ELECTROLYT.	25V 20% 47UF	5322 121 10472
C7913	CAP.CHIP	AP 63V 10% 10NF	5322 122 34098
C7923	CAP.CHIP	AP 63V 10% 10NF	5322 122 34098
C7932	CAP.ELECTROLYT.	25V 20% 47UF	5322 121 10472
C7933	CAP.CHIP	AP 63V 10% 10NF	5322 122 34098
C7934	CAP.CHIP	AP 63V 10% 10NF	5322 122 34098
C7942	CAP.ELECTROLYT.	25V 20% 47UF	5322 121 10472
C7943	CAP.CHIP	AP 63V 10% 10NF	5322 122 34098
C7962	CAP.ELECTROLYT.	25V 20% 47UF	5322 121 10472
C7963	CAP.CHIP	AP 63V 10% 10NF	5322 122 34098
C8000	CAP.CHIP	AP 63V 10% 100NF	4822 122 33496
C8001	CAP.CHIP	AP 63V 10% 100NF	4822 122 33496
C8002	CAP.CHIP	AP 63V 10% 1.5NF	5322 122 31865
C8003	CAP.CHIP	AP 63V 10% 10NF	5322 122 34098
C8004	CAP.CHIP	AP 63V 10% 10NF	5322 122 34098
C8005	CAP.CHIP	AP 63V 10% 100NF	4822 122 33496
C8006	CAP.CHIP	AP 63V 10% 100NF	4822 122 33496
C8007	CAP.CHIP	AP 63V 10% 100NF	4822 122 33496
C8008	CAP.CHIP	AP 63V 10% 100NF	4822 122 33496
C8009	CAP.CHIP	AP 63V 10% 100NF	4822 122 33496
C8010	CAP.CHIP	AP 63V 10% 100NF	4822 122 33496
C8011	CAP.ELECTROLYT.	50V 20% 10UF	5322 124 21731
C8013	CAP.CHIP	AP 63V 10% 220NF	4822 122 32916
C8014	CAP.CHIP	AP 63V 10% 100NF	4822 122 33496
C8015	CAP.CHIP	AP 63V 10% 10NF	5322 122 34098
C8016	CAP.CHIP	AP 63V 10% 10NF	5322 122 34098
C8017	CAP.CHIP	AP 63V 10% 100NF	4822 122 33496
C8020	CAP.CHIP	AP 63V 10% 100NF	4822 122 33496
C8021	CAP.CHIP	AP 63V 5% 22PF	5322 122 32658
C8022	CAP.CHIP	AP 63V 5% 22PF	5322 122 32658
C8034	CAP.CHIP	AP 63V 10% 22NF	5322 122 32654

Item	Description		Ordering code
C8035	CAP.CHIP	AP 63V 10% 22NF	5322 122 32654
C8036	CAP.CHIP	AP 63V 10% 100NF	4822 122 33496
C8060	CAP.CERAMIC	AP 63V 0.25PF 0.56PF	5322 122 33083
C8062	CAP.CHIP	AP 63V 5% 100PF	5322 122 32531
C8063	CAP.CHIP	AP 63V 5% 22PF	5322 122 32658
C8064	CAP.CERAMIC	AP 63V 5% 10PF	5322 122 32448
C8065	CAP.CHIP	AP 63V 5% 100PF	5322 122 32531
C8066	CAP.CERAMIC	AP 63V 5% 10PF	5322 122 32448
C8070	CAP.CHIP	AP 63V 10% 22NF	5322 122 32654
C8071	CAP.CHIP	AP 63V 10% 22NF	5322 122 32654
C8093	CAP.CHIP	AP 63V 10% 100NF	4822 122 33496
C8094	CAP.CHIP	AP 63V 10% 100NF	4822 122 33496
C8095	CAP.CHIP	AP 63V 10% 100NF	4822 122 33496
C8101	CAP.CHIP	AP 63V 5% 100PF	5322 122 32531
C8102	CAP.CHIP	AP 63V 0.25PF 3.3PF	5322 122 32286
C8401	CAP.ELECTROLYT.	25V 20% 47UF	5322 121 10472
C8403	CAP.CHIP	AP 63V 5% 100PF	5322 122 32531
C8404	CAP.CHIP	AP 63V 5% 100PF	5322 122 32531
C8405	CAP.CHIP	AP 63V 5% 100PF	5322 122 32531
C8410	CAP.ELECTROLYT.	25V 20% 180UF	5322 124 42228
C8411	CAP.ELECTROLYT.	25V 20% 180UF	5322 124 42228
C9011	CAP.CHIP	AP 63V 5% 100PF	5322 122 32531
C9012	CAP.CHIP	AP 63V 5% 100PF	5322 122 32531
C9015	CAP.CHIP	AP 63V 5% 100PF	5322 122 32531
C9016	CAP.CHIP	AP 63V 5% 100PF	5322 122 32531
C9018	CAP.CHIP	AP 63V 5% 100PF	5322 122 32531
C9019	CAP.CHIP	AP 63V 5% 100PF	5322 122 32531
C9020	CAP.CHIP	AP 63V 5% 100PF	5322 122 32531
C9034	CAP.CHIP	AP 63V 5% 100PF	5322 122 32531
C9036	CAP.CHIP	AP 63V 5% 100PF	5322 122 32531
C9041	CAP.CHIP	AP 63V 10% 10NF	5322 122 34098
C9042	CAP.CHIP	AP 63V 10% 10NF	5322 122 34098

DIGITAL INTEGRATED CIRCUITS

D1151	INTEGR.CIRCUIT	CD4053BCM NSC	5322 209 33502
D1152	INTEGR.CIRCUIT	HEF4051BT PEL	5322 209 11446
D1201	INTEGR.CIRCUIT	OQ0224 INPUT CIRCUIT	5322 209 12457
D1301	INTEGR.CIRCUIT	OQ0225 OUTPUT CIRC.	5322 209 12458
D2201	INTEGR.CIRCUIT	OQ0224 INPUT CIRCUIT	5322 209 12457
D2301	INTEGR.CIRCUIT	OQ0225 OUTPUT CIRC.	5322 209 12458
D3201	INTEGR.CIRCUIT	OQ0224 INPUT CIRCUIT	5322 209 12457
D3301	INTEGR.CIRCUIT	OQ0225 OUTPUT CIRC.	5322 209 12458
D4201	INTEGR.CIRCUIT	OQ0224 INPUT CIRCUIT	5322 209 12457
D4301	INTEGR.CIRCUIT	OQ0225 OUTPUT CIRC.	5322 209 12458
D5001	INTEGR.CIRCUIT	HEF4066BT PEL	5322 209 14542
D5501	INTEGR.CIRCUIT	CD4053BCM	5322 209 33502

Item	Description		Ordering code
D5502	INTEGR.CIRCUIT	CD4053BCM	5322 209 33502
D5503	INTEGR.CIRCUIT	HEF4081BT PEL	5322 209 14483
D6001	INTEGR.CIRCUIT	HEF4051BT PEL	5322 209 11446
D6002	INTEGR.CIRCUIT	CD4053BCM	5322 209 33502
D6011	INTEGR.CIRCUIT	OQ0228 SAWCHIP	5322 209 12466
D6541	INTEGR.CIRCUIT	OQ0226 TRIGGER AMPL.	5322 209 12464
D6621	INTEGR.CIRCUIT	OQ0128 SSP	5322 209 82925
D6779	INTEGR.CIRCUIT	PC74HCT112T PEL	5322 209 11825
D6781	INTEGR.CIRCUIT	CD4053BCM	5322 209 33502
D7001	INTEGR.CIRCUIT	HEF4051BT PEL	5322 209 11446
D7002	INTEGR.CIRCUIT	CD4053BT BCM	5322 209 33502
D7004	INTEGR.CIRCUIT	HEF4052BT PEL	5322 209 11102
D7005	INTEGR.CIRCUIT	PC74HCT14T PEL	5322 209 71568
D7011	INTEGR.CIRCUIT	OQ0228 SAWCHIP	5322 209 12466
D7541	INTEGR.CIRCUIT	OQ0226 TRIGGER AMPL.	5322 209 12464
D7711	INTEGR.CIRCUIT	CD4053BCM	5322 209 33502
D8003	INTEGR.CIRCUIT	OQ0235 Z-LOGIC	5322 209 12461
D8004	INTEGR.CIRCUIT	OQ0227 TIMEBASE LOG.	5322 209 12465
D8006	INTEGR.CIRCUIT	HEF40106BT PEL	5322 209 14486
D9001	INTEGR.CIRCUIT	TEA1017/N9 PEL	5322 209 60191
D9002	INTEGR.CIRCUIT	TEA1017/N9 PEL	5322 209 60191
D9003	INTEGR.CIRCUIT	HEF4094BT PEL	5322 209 11306
D9004	INTEGR.CIRCUIT	HEF4094BT PEL	5322 209 11306
D9006	INTEGR.CIRCUIT	TEA1017/N9 PEL	5322 209 60191
D9007	INTEGR.CIRCUIT	HEF4094BT PEL	5322 209 11306
D9008	INTEGR.CIRCUIT	HEF4094BT PEL	5322 209 11306
D9009	INTEGR.CIRCUIT	OQ0200 DISPL.MODE LO	5322 209 82924
D9011	INTEGR.CIRCUIT	HEF4094BT PEL	5322 209 11306
D9012	INTEGR.CIRCUIT	HEF4094BT PEL	5322 209 11306
D9013	INTEGR.CIRCUIT	HEF4094BT PEL	5322 209 11306

RELAIS

K1001	RELAY	DPDT RELAIS RAL3W-K	5322 280 80745
K1002	RELAY	DPDT RELAIS RAL3W-K	5322 280 80745
K1003	RELAY	DPDT RELAIS RAL3W-K	5322 280 80745
K1004	RELAY	DPDT RELAIS RAL3W-K	5322 280 80745
K1006	RELAY	DPDT RELAIS RAL3W-K	5322 280 80745
K2001	RELAY	DPDT RELAIS RAL3W-K	5322 280 80745
K2002	RELAY	DPDT RELAIS RAL3W-K	5322 280 80745
K2003	RELAY	DPDT RELAIS RAL3W-K	5322 280 80745
K2004	RELAY	DPDT RELAIS RAL3W-K	5322 280 80745
K2006	RELAY	DPDT RELAIS RAL3W-K	5322 280 80745
K3001	RELAY	DPDT RELAIS RAL3W-K	5322 280 80745
K3002	RELAY	DPDT RELAIS RAL3W-K	5322 280 80745
K3003	RELAY	DPDT RELAIS RAL3W-K	5322 280 80745
K3004	RELAY	DPDT RELAIS RAL3W-K	5322 280 80745
K3006	RELAY	DPDT RELAIS RAL3W-K	5322 280 80745

Item	Description		Ordering code
K4001	RELAY	DPDT RELAIS RAL3W-K	5322 280 80745
K4002	RELAY	DPDT RELAIS RAL3W-K	5322 280 80745
K4003	RELAY	DPDT RELAIS RAL3W-K	5322 280 80745
K4004	RELAY	DPDT RELAIS RAL3W-K	5322 280 80745
K4006	RELAY	DPDT RELAIS RAL3W-K	5322 280 80745

COILS

L1001	COIL	0.056UH 5% TDK	5322 157 63381
L1301	COIL	0.1UH 5% TDK	5322 157 63647
L2001	COIL	0.056UH 5% TDK	5322 157 63381
L2301	COIL	0.1UH 5% TDK	5322 157 63647
L3001	COIL	0.056UH 5% TDK	5322 157 63381
L3301	COIL	0.1UH 5% TDK	5322 157 63647
L4001	COIL	0.056UH 5% TDK	5322 157 63381
L4301	COIL	0.1UH 5% TDK	5322 157 63647
L6096	COIL	2.0UH TDK	4822 157 51757
L6097	COIL	2.0UH TDK	4822 157 51757

ANALOG INTEGRATED CIRCUITS

N1001	INTEGR.CIRCUIT	AD548JR AND	5322 209 31298
N1101	INTEGR.CIRCUIT	LM339D SIG	5322 209 70684
N1102	INTEGR.CIRCUIT	LM358M NSC	4822 209 60175
N1103	INTEGR.CIRCUIT	LM358M NSC	4822 209 60175
N1104	I.C. ANALOGUE	OP-77GSR PMI	5322 130 62791
N1202	INTEGR.CIRCUIT	LM324D NSC	5322 209 83125
N1251	INTEGR.CIRCUIT	LM358M NSC	4822 209 60175
N2001	INTEGR.CIRCUIT	AD548JR AND	5322 209 83125
N2202	INTEGR.CIRCUIT	LM324D NSC	5322 209 61473
N3001	INTEGR.CIRCUIT	AD548JR AND	5322 209 31298
N3102	INTEGR.CIRCUIT	LM358M NSC	4822 209 60175
N3103	INTEGR.CIRCUIT	LM358M NSC	4822 209 60175
N3202	INTEGR.CIRCUIT	LM324D NSC	5322 209 83125
N4001	INTEGR.CIRCUIT	AD548JR AND	5322 209 31298
N4202	INTEGR.CIRCUIT	LM324D NSC	5322 209 83125
N5001	INTEGR.CIRCUIT	LM358M NSC	4822 209 60175
N5002	INTEGR.CIRCUIT	LM3046M NSC	5322 209 30229
N6006	I.C. ANALOGUE	OP-77GSR PMI	5322 130 62791
N6007	INTEGR.CIRCUIT	LM358M NSC	4822 209 60175
N6008	INTEGR.CIRCUIT	LM358M NSC	4822 209 60175
N6014	INTEGR.CIRCUIT	TDA1541A/N2 PEL	4822 209 72544
N6771	INTEGR.CIRCUIT	LM1881M NSC	4822 209 60767
N7006	I.C. ANALOGUE	OP-77GSR PMI	5322 130 62791
N7007	INTEGR.CIRCUIT	LM358M NSC	4822 209 60175
N7014	I.C. ANALOGUE	OP-77GSR PMI	5322 130 62791
N7015	I.C. ANALOGUE	OP-77GSR PMI	5322 130 62791
N7016	INTEGR.CIRCUIT	LM358M NSC	4822 209 60175
N7952	INTEGR.CIRCUIT	LM324D NSC	5322 209 83125
N8005	INTEGR.CIRCUIT	TDA8444AT/N4 PEL	5322 209 30233
N9001	INTEGR.CIRCUIT	TDA8444AT/N4 PEL	5322 209 30233

Item	Description		Ordering code
N9002	INTEGR.CIRCUIT	TDA8444AT/N4 PEL	5322 209 30233
N9003	INTEGR.CIRCUIT	TDA8444AT/N4 PEL	5322 209 30233
N9004	INTEGR.CIRCUIT	TDA8444AT/N4 PEL	5322 209 30233

RESISTORS

R1001	RES.CHIP	RMC1/8 1% 61E9	5322 111 92016
R1002	RES.CHIP	HIP RC-02H 1% 1M	4822 051 10105
R1006	RES.METAL FILM	MRS25 1% 100E	4822 050 21001
R1007	RES.METAL FILM	ST MRS25 1% 100E	4822 050 21001
R1008	RES.METAL FILM	PR24 1/4W 0.1% 9K4	5322 116 83712
R1009	RES.METAL FILM	PR24 1/4W 0.1% 300E	5322 116 51814
R1010	RES.CHIP	RMC1/8 1% 21E5	5322 111 92014
R1011	RES.N.T.C.	NTC 640 2% 3K3	5322 116 30421
R1012	RES.CHIP	HIP RC-01 5% 1E	4822 051 10108
R1013	RES.CHIP	RMC1/8 1% 21E5	5322 111 92014
R1014	RES.CHIP	HIP RC-02H 1% 100E	4822 051 10101
R1016	RES.METAL FILM	PR34 0.4W 0.1% 900K	5322 116 51832
R1019	RES.CHIP	HIP RC-02H 1% 100E	4822 051 10101
R1021	RES.METAL FILM	PR34 0.4W 0.1% 990K	5322 116 83104
R1022	RES.CHIP	RMC1/8 1% 21E5	5322 111 92014
R1022	RES.CHIP	RMC1/1 1% 23E7	5322 117 10591
R1023	RES.METAL FILM	PR24 1/4W 0.1% 11K1	5322 116 83101
R1024	RES.METAL FILM	HIP RC-02H 1% 147E	5322 117 10526
R1026	RES.CHIP	RMC1/8 1% 82E5	5322 111 92017
R1027	RES.METAL FILM	PR24 1/4W 0.1% 111K	5322 116 83099
R1028	RES.CHIP	HIP RC-02H 1% 10K	4822 051 10103
R1029	RES.CHIP	HIP RC-02H 1% 10K	4822 051 10103
R1030	RES.CHIP	RMC1/8 1% 21E5	5322 111 92014
R1031	RES.METAL FILM	PR34 0.4W 0.1% 500K	5322 116 83103
R1032	RES.CHIP	HIP RC-02H 1% 1M	4822 051 10105
R1033	RES.CHIP	HIP RC-02H 1% 1M	4822 051 10105
R1034	RES.CHIP	HIP RC-01 5% 10M	4822 051 10106
R1035	RES.METAL FILM	HIP RC-02H 1% 215K	5322 117 10543
R1036	RES.CHIP	HIP RC-02H 1% 5K11	5322 117 10487
R1037	RES.METAL FILM	HIP RC-02H 1% 3K83	5322 117 10561
R1038	RES.METAL FILM	HIP RC-02H 1% 215K	5322 117 10543
R1039	RES.METAL FILM	HIP RC-02H 1% 21K5	5322 117 10542
R1041	RES.CHIP	HIP RC-02H 1% 1K	4822 051 10102
R1042	RES.CHIP	HIP RC-02H 1% 51K1	4822 051 55113
R1043	RES.CHIP	HIP RC-02H 1% 5K11	5322 117 10487
R1044	RES.CHIP	HIP RC-02H 1% 5K11	5322 117 10487
R1045	RES.CHIP	HIP RC-02H 1% 5K11	5322 117 10487
R1046	RES.CHIP	HIP RC-02H 1% 261E	4822 051 52611
R1047	RES.METAL FILM	HIP RC-02H 1% 511E	5322 117 10569
R1048	RES.METAL FILM	HIP RC-02H 1% 237E	5322 117 10544
R1049	RES.CHIP	HIP RC-01 5% 10M	4822 051 10106

Item	Description		Ordering code
R1052	RES.CHIP	HIP RC-02H 1% 100E	4822 051 10101
R1053	RES.METAL FILM	HIP RC-02H 1% 6K19	5322 117 10577
R1054	RES.CHIP	HIP RC-02H 1% 10K	4822 051 10103
R1056	RES.METAL FILM	HIP RC-02H 1% 619E	5322 117 10576
R1057	RES.CHIP	HIP RC-02H 1% 1K	4822 051 10102
R1061	RES.CHIP	RMC1/8 1% 51E1	5322 111 91893
R1062	RES.CHIP	RMC1/8 1% 42E2	4822 111 91887
R1063	RES.CHIP	HIP RC-02H 1% 261E	4822 051 52611
R1064	RES.CHIP	HIP RC-02H 1% 261E	4822 051 52611
R1065	RES.CHIP	HIP RC-02H 1% 261E	4822 051 52611
R1071	RES.CHIP	RMC1/8 1% 61E9	5322 111 92016
R1072	RES.METAL FILM	HIP RC-02H 1% 147E	5322 117 10526
R1073	RES.CHIP	HIP RC-02H 1% 100E	4822 051 10101
R1074	RES.CHIP	RMC1/8 1% 75E	4822 111 91937
R1076	RES.CHIP	HIP RC-02H 1% 10K	4822 051 10103
R1077	RES.CHIP	HIP RC-02H 1% 10K	4822 051 10103
R1078	RES.CHIP	HIP RC-02H 1% 1M	4822 051 10105
R1079	RES.CHIP	HIP RC-02H 1% 1M	4822 051 10105
R1081	RES.CHIP	HIP RC-02H 1% 10K	4822 051 10103
R1082	RES.CHIP	HIP RC-02H 1% 10K	4822 051 10103
R1083	RES.CHIP	HIP RC-02H 1% 100K	4822 051 10104
R1084	RES.CHIP	HIP RC-02H 1% 100K	4822 051 10104
R1085	RES.CHIP	RC-02H 1% 13K3	4822 051 51333
R1086	RES.CHIP	HIP RC-02H 1% 10K	4822 051 10103
R1087	RES.CHIP	HIP RC-02H 1% 51K1	4822 051 55113
R1088	RES.CHIP	RC-02H 1% 10K	4822 051 10103
R1092	RES.METAL FILM	RC-02H 1% 13K3	4822 051 51333
R1093	RES.CHIP	RC-02H 1% 10K	4822 051 10103
R1094	RES.CHIP	RC-02H 1% 2K15	5322 117 10485
R1095	RES.CHIP	RC-02H 1% 10K	4822 051 10103
R1096	RES.CHIP	RC-02H 1% 1K	4822 051 10102
R1097	RES.CHIP	RC-02H 1% 1K	4822 051 10102
R1101	RES.CHIP	RC-02H 1% 46K4	5322 117 10486
R1102	RES.METAL FILM	RC-02H 1% 13K3	4822 051 51333
R1103	RES.METAL FILM	RC-02H 1% 14K7	5322 117 10528
R1104	RES.CHIP	HIP RC-02H 1% 10K	4822 051 10103
R1106	RES.CHIP	HIP RC-02H 1% 10K	4822 051 10103
R1112	RES.METAL FILM	HIP RC-02H 1% 61K9	5322 117 10578
R1113	RES.METAL FILM	HIP RC-02H 1% 7K5	5322 117 10583
R1114	RES.CHIP	HIP RC-02H 1% 3K48	5322 117 10557
R1141	RES.CHIP	RMC1/8 1% 10E	4822 111 91885
R1151	RES.METAL FILM	HIP RC-02H 1% 61K9	5322 117 10578
R1152	RES.CHIP	HIP RC-02H 1% 51K1	4822 051 55113
R1153	RES.CHIP	HIP RC-02H 1% 1M	4822 051 10105
R1154	RES.METAL FILM	HIP RC-02H 1% 215K	5322 117 10543
R1155	RES.CHIP	HIP RC-02H 1% 10K	4822 051 10103
R1156	RES.METAL FILM	HIP RC-02H 1% 619E	5322 117 10576

Item	Description		Ordering code
R1157	RES.METAL FILM	PR24 1/4W 0.1% 9K4	5322 116 83712
R1158	RES.METAL FILM	PR24 1/4W 0.1% 750E	5322 116 53173
R1159	RES.METAL FILM	HIP RC-02H 1% 3K16	5322 117 10553
R1192	RES.METAL FILM	PR24 1/4W 0.1% 1K25	5322 116 53177
R1193	RES.METAL FILM	PR24 1/4W 0.1% 750E	5322 116 53173
R1194	RES.METAL FILM	PR24 1/4W 0.1% 250E	5322 116 53166
R1195	RES.METAL FILM	PR24 1/4W 0.1% 125E	5322 116 53176
R1196	RES.METAL FILM	PR24 1/4W 0.1% 75E	5322 116 53168
R1197	RES.METAL FILM	PR24 1/4W 0.1% 50E	5322 116 53165
R1200	RES.CHIP	HIP RC-02H 1% 100E	4822 051 10101
R1201	RES.METAL FILM	HIP RC-02H 1% 13K3	4822 051 51333
R1202	RES.METAL FILM	HIP RC-02H 1% 4K22	5322 117 10565
R1203	RES.CHIP	HIP RC-02H 1% 11K	4822 051 10113
R1204	RES.METAL FILM	HIP RC-02H 1% 12K1	5322 117 10522
R1205	RES.METAL FILM	HIP RC-02H 1% 14K7	5322 117 10528
R1206	RES.CHIP	HIP RC-02H 1% 100E	4822 051 10101
R1207	RES.CHIP	HIP RC-02H 1% 215E	5322 117 10484
R1208	RES.METAL FILM	HIP RC-02H 1% 147E	5322 117 10526
R1209	RES.CHIP	HIP RC-02H 1% 5K11	5322 117 10487
R1210	RES.METAL FILM	HIP RC-02H 1% 31K6	5322 117 10554
R1211	RES.METAL FILM	HIP RC-02H 1% 4K22	5322 117 10565
R1212	RES.CHIP	HIP RC-02H 1% 2K15	5322 117 10485
R1213	RES.MET.GLAZED	RMC1/8 1% 31E6	5322 116 82895
R1214	RES.MET.GLAZED	RMC1/8 1% 31E6	5322 116 82895
R1215	RES.METAL FILM	HIP RC-02H 1% 348E	5322 117 10556
R1216	RES.CHIP	HIP RC-02H 1% 100E	4822 051 10101
R1217	RES.CHIP	HIP RC-02H 1% 100E	4822 051 10101
R1218	RES.CHIP	RMC1/8 1% 51E1	5322 111 91893
R1220	RES.METAL FILM	HIP RC-02H 1% 75K	5322 117 10584
R1222	RES.METAL FILM	HIP RC-02H 1% 162E	5322 117 10529
R1223	RES.METAL FILM	HIP RC-02H 1% 237E	5322 117 10544
R1224	RES.CHIP	RMC1/8 1% 42E2	4822 111 91887
R1226	RES.METAL FILM	HIP RC-02H 1% 162E	5322 117 10529
R1227	RES.CHIP	RMC1/8 1% 61E9	5322 111 92016
R1228	RES.METAL FILM	HIP RC-02H 1% 2K61	5322 117 10547
R1229	RES.METAL FILM	HIP RC-02H 1% 215K	5322 117 10543
R1231	RES.METAL FILM	HIP RC-02H 1% 178E	5322 117 10534
R1251	RES.METAL FILM	HIP RC-02H 1% 21K5	5322 117 10542
R1252	RES.METAL FILM	HIP RC-02H 1% 21K5	5322 117 10542
R1253	RES.METAL FILM	HIP RC-02H 1% 21K5	5322 117 10542
R1254	RES.METAL FILM	HIP RC-02H 1% 21K5	5322 117 10542
R1256	RES.METAL FILM	HIP RC-02H 1% 9K09	5322 117 10589
R1257	RES.CHIP	HIP RC-02H 1% 1K	4822 051 10102
R1258	RES.CHIP	HIP RC-02H 1% 1K	4822 051 10102
R1259	RES.METAL FILM	HIP RC-02H 1% 1K47	5322 117 10527
R1260	RES.METAL FILM	HIP RC-02H 1% 3K48	5322 117 10557
R1262	RES.CHIP	HIP RC-01 5% 1E	4822 051 10108

Item	Description		Ordering code
R1266	RES.CHIP	HIP RC-01 5% 1E	4822 051 10108
R1301	RES.CHIP	RMC1/8 1% 61E9	5322 111 92016
R1302	RES.CHIP	RMC1/8 1% 61E9	5322 111 92016
R1303	RES.METAL FILM	HIP RC-02H 1% 6K81	5322 117 10581
R1304	RES.CHIP	HIP RC-02H 1% 46K4	5322 117 10486
R1306	RES.CHIP	HIP RC-02H 1% 5K11	5322 117 10487
R1307	RES.CHIP	HIP RC-02H 1% 1K	4822 051 10102
R1308	RES.METAL FILM	HIP RC-02H 1% 5K62	5322 117 10573
R1309	RES.METAL FILM	HIP RC-02H 1% 31K6	5322 117 10554
R1310	RES.METAL FILM	HIP RC-02H 1% 196E	5322 117 10538
R1311	RES.METAL FILM	HIP RC-02H 1% 19K6	5322 117 10541
R1312	RES.CHIP	HIP RC-02H 1% 10K	4822 051 10103
R1313	RES.CHIP	RMC1/8 1% 51E1	5322 111 91893
R1314	RES.CHIP	RMC1/8 1% 51E1	5322 111 91893
R1612	RES.METAL FILM	HIP RC-02H 1% 5K62	5322 117 10573
R1613	RES.METAL FILM	HIP RC-02H 1% 1K47	5322 117 10527
R1651	RES.CHIP	HIP RC-01 5% 4E7	4822 051 10478
R1652	RES.CHIP	HIP RC-01 5% 4E7	4822 051 10478
R1653	RES.CHIP	HIP RC-01 5% 1E	4822 051 10108
R1654	RES.CHIP	HIP RC-01 5% 1E	4822 051 10108
R1656	RES.CHIP	HIP RC-01 5% 4E7	4822 051 10478
R1657	RES.CHIP	HIP RC-01 5% 4E7	4822 051 10478
R1661	RES.CHIP	HIP RC-01 5% 1E	4822 051 10108
R1662	RES.CHIP	HIP RC-01 5% 1E	4822 051 10108
R1663	RES.CHIP	RMC1/8 1% 10E	4822 111 91885
R1901	RES.CHIP	RMC1/8 1% 10E	4822 111 91885
R1902	RES.CHIP	RMC1/8 1% 10E	4822 111 91885
R1903	RES.CHIP	RMC1/8 1% 10E	4822 111 91885
R1904	RES.CHIP	RMC1/8 1% 10E	4822 111 91885
R1906	RES.CHIP	HIP RC-01 5% 1E	4822 051 10108
R1911	RES.CHIP	RMC1/8 1% 10E	4822 111 91885
R1912	RES.CHIP	RMC1/8 1% 10E	4822 111 91885
R1913	RES.CHIP	RMC1/8 1% 10E	4822 111 91885
R1914	RES.CHIP	RMC1/8 1% 10E	4822 111 91885
R1921	RES.CHIP	RMC1/8 1% 10E	4822 111 91885
R1922	RES.CHIP	RMC1/8 1% 10E	4822 111 91885
R1923	RES.CHIP	RMC1/8 1% 10E	4822 111 91885
R1924	RES.CHIP	RMC1/8 1% 10E	4822 111 91885
R1926	RES.CHIP	RMC1/8 1% 10E	4822 111 91885
R1927	RES.CHIP	RMC1/8 1% 10E	4822 111 91885
R1928	RES.CHIP	RMC1/8 1% 10E	4822 111 91885
R1929	RES.CHIP	RMC1/8 1% 10E	4822 111 91885
R1951	RES.CHIP	RMC1/8 1% 10E	4822 111 91885
R1961	RES.CHIP	RMC1/8 1% 10E	4822 111 91885
R2001	RES.CHIP	RMC1/8 1% 61E9	5322 111 92016
R2002	RES.CHIP	HIP RC-02H 1% 1M	4822 051 10105
R2006	RES.METAL FILM	ST MRS25 1% 100E	4822 050 21001

Item	Description		Ordering code
R2007	RES.METAL FILM	ST MRS25 1% 100E	4822 050 21001
R2008	RES.METAL FILM	PR24 1/4W 0.1% 9K4	5322 116 83712
R2009	RES.METAL FILM	PR24 1/4W 0.1% 300E	5322 116 51814
R2010	RES.CHIP	RMC1/8 1% 21E5	5322 111 92014
R2011	RES.N.T.C.	NTC640 2% 3K3	5322 116 30421
R2012	RES.CHIP	HIP RC-01 5% 1E	4822 051 10108
R2013	RES.CHIP	RMC1/8 1% 21E5	5322 111 92014
R2014	RES.CHIP	HIP RC-02H 1% 100E	4822 051 10101
R2016	RES.METAL FILM	PR34 0.4W 0.1% 900K	5322 116 51832
R2019	RES.CHIP	HIP RC-02H 1% 100E	4822 051 10101
R2021	RES.METAL FILM	PR34 0.4W 0.1% 990K	5322 116 83104
R2022	RES.CHIP	RMC1/8 1% 21E5	5322 111 92014
R2022	RES.CHIP	RMC1/8 1% 23E7	5322 117 10591
R2023	RES.METAL FILM	PR24 1/4W 0.1% 11K1	5322 116 83101
R2024	RES.METAL FILM	HIP RC-02H 1% 147E	5322 117 10526
R2026	RES.CHIP	RMC1/8 1% 82E5	5322 111 92017
R2027	RES.METAL FILM	PR24 1/4W 0.1% 111K	5322 116 83099
R2028	RES.CHIP	HIP RC-02H 1% 10K	4822 051 10103
R2029	RES.CHIP	HIP RC-02H 1% 10K	4822 051 10103
R2030	RES.CHIP	RMC1/8 1% 21E5	5322 111 92014
R2031	RES.METAL FILM	PR34 0.4W 0.1% 500K	5322 116 83103
R2032	RES.CHIP	HIP RC-02H 1% 1M	4822 051 10105
R2033	RES.CHIP	HIP RC-02H 1% 1M	4822 051 10105
R2034	RES.CHIP	HIP RC-01 5% 10M	4822 051 10106
R2035	RES.METAL FILM	HIP RC-02H 1% 215K	5322 117 10543
R2036	RES.CHIP	HIP RC-02H 1% 5K11	5322 117 10487
R2037	RES.METAL FILM	HIP RC-02H 1% 3K83	5322 117 10561
R2038	RES.METAL FILM	HIP RC-02H 1% 215K	5322 117 10543
R2039	RES.METAL FILM	HIP RC-02H 1% 21K5	5322 117 10542
R2041	RES.CHIP	HIP RC-02H 1% 1K	4822 051 10102
R2042	RES.CHIP	HIP RC-02H 1% 51K1	4822 051 55113
R2043	RES.CHIP	HIP RC-02H 1% 5K11	5322 117 10487
R2044	RES.CHIP	HIP RC-02H 1% 5K11	5322 117 10487
R2045	RES.CHIP	HIP RC-02H 1% 5K11	5322 117 10487
R2046	RES.CHIP	HIP RC-02H 1% 261E	4822 051 52611
R2047	RES.METAL FILM	HIP RC-02H 1% 511E	5322 117 10569
R2048	RES.METAL FILM	HIP RC-02H 1% 237E	5322 117 10544
R2049	RES.CHIP	HIP RC-01 5% 10M	4822 051 10106
R2052	RES.CHIP	HIP RC-02H 1% 100E	4822 051 10101
R2053	RES.METAL FILM	HIP RC-02H 1% 6K19	5322 117 10577
R2054	RES.CHIP	HIP RC-02H 1% 10K	4822 051 10103
R2056	RES.METAL FILM	HIP RC-02H 1% 619E	5322 117 10576
R2057	RES.CHIP	HIP RC-02H 1% 1K	4822 051 10102
R2061	RES.CHIP	RMC1/8 1% 51E1	5322 111 91893
R2062	RES.CHIP	RMC1/8 1% 42E2	4822 111 91887
R2063	RES.CHIP	HIP RC-02H 1% 261E	4822 051 52611
R2064	RES.CHIP	HIP RC-02H 1% 261E	4822 051 52611

Item	Description		Ordering code
R2065	RES.CHIP	HIP RC-02H 1% 261E	4822 051 52611
R2071	RES.CHIP	RMC1/8 1% 61E9	5322 111 92016
R2072	RES.METAL FILM	HIP RC-02H 1% 147E	5322 117 10526
R2073	RES.CHIP	HIP RC-02H 1% 100E	4822 051 10101
R2074	RES.CHIP	RMC1/8 1% 75E	4822 111 91937
R2076	RES.CHIP	HIP RC-02H 1% 10K	4822 051 10103
R2077	RES.CHIP	HIP RC-02H 1% 10K	4822 051 10103
R2078	RES.CHIP	HIP RC-02H 1% 1M	4822 051 10105
R2079	RES.CHIP	HIP RC-02H 1% 1M	4822 051 10105
R2081	RES.CHIP	HIP RC-02H 1% 10K	4822 051 10103
R2082	RES.CHIP	HIP RC-02H 1% 10K	4822 051 10103
R2083	RES.CHIP	HIP RC-02H 1% 100K	4822 051 10104
R2084	RES.CHIP	HIP RC-02H 1% 100K	4822 051 10104
R2085	RES.CHIP	RC-02H 1% 13K3	4822 051 51333
R2086	RES.CHIP	HIP RC-02H 1% 10K	4822 051 10103
R2087	RES.CHIP	HIP RC-02H 1% 51K1	4822 051 55113
R2088	RES.CHIP	HIP RC-02H 1% 10K	4822 051 10103
R2092	RES.METAL FILM	HIP RC-02H 1% 13K3	5322 117 10525
R2093	RES.CHIP	HIP RC-02H 1% 10K	4822 051 10103
R2094	RES.CHIP	HIP RC-02H 1% 2K15	5322 117 10485
R2096	RES.CHIP	HIP RC-02H 1% 1K	4822 051 10102
R2101	RES.CHIP	HIP RC-02H 1% 46K4	5322 117 10486
R2102	RES.METAL FILM	HIP RC-02H 1% 13K3	4822 051 51333
R2103	RES.METAL FILM	HIP RC-02H 1% 14K7	5322 117 10528
R2104	RES.CHIP	HIP RC-02H 1% 10K	4822 051 10103
R2106	RES.CHIP	HIP RC-02H 1% 10K	4822 051 10103
R2112	RES.METAL FILM	HIP RC-02H 1% 61K9	5322 117 10578
R2113	RES.METAL FILM	HIP RC-02H 1% 7K5	5322 117 10583
R2114	RES.CHIP	HIP RC-02H 1% 3K48	5322 117 10557
R2200	RES.CHIP	HIP RC-02H 1% 100E	4822 051 10101
R2201	RES.METAL FILM	HIP RC-02H 1% 13K3	4822 051 51333
R2202	RES.METAL FILM	HIP RC-02H 1% 4K22	5322 117 10565
R2203	RES.CHIP	HIP RC-02H 1% 11K	4822 051 10113
R2204	RES.METAL FILM	HIP RC-02H 1% 12K1	5322 117 10522
R2205	RES.METAL FILM	HIP RC-02H 1% 14K7	5322 117 10528
R2206	RES.CHIP	HIP RC-02H 1% 100E	4822 051 10101
R2207	RES.CHIP	HIP RC-02H 1% 215E	5322 117 10484
R2208	RES.METAL FILM	HIP RC-02H 1% 147E	5322 117 10526
R2209	RES.CHIP	HIP RC-02H 1% 5K11	5322 117 10487
R2210	RES.METAL FILM	HIP RC-02H 1% 31K6	5322 117 10554
R2211	RES.METAL FILM	HIP RC-02H 1% 4K22	5322 117 10565
R2212	RES.CHIP	HIP RC-02H 1% 2K15	5322 117 10485
R2213	RES.MET.GLAZED	RMC1/8 1% 31E6	5322 116 82895
R2214	RES.MET.GLAZED	RMC1/8 1% 31E6	5322 116 82895
R2215	RES.METAL FILM	HIP RC-02H 1% 348E	5322 117 10556
R2216	RES.CHIP	HIP RC-02H 1% 100E	4822 051 10101
R2217	RES.CHIP	HIP RC-02H 1% 100E	4822 051 10101

Item	Description		Ordering code
R2218	RES.CHIP	RMC1/8 1% 51E1	5322 111 91893
R2220	RES.METAL FILM	HIP RC-02H 1% 75K	5322 117 10584
R2222	RES.METAL FILM	HIP RC-02H 1% 162E	5322 117 10529
R2223	RES.METAL FILM	HIP RC-02H 1% 237E	5322 117 10544
R2224	RES.CHIP	RMC1/8 1% 42E2	4822 111 91887
R2226	RES.METAL FILM	HIP RC-02H 1% 162E	5322 117 10529
R2227	RES.CHIP	RMC1/8 1% 61E9	5322 111 92016
R2228	RES.METAL FILM	HIP RC-02H 1% 2K61	5322 117 10547
R2229	RES.METAL FILM	HIP RC-02H 1% 215K	5322 117 10543
R2231	RES.METAL FILM	HIP RC-02H 1% 178E	5322 117 10534
R2301	RES.CHIP	RMC1/8 1% 51E1	5322 111 91893
R2302	RES.CHIP	RMC1/8 1% 51E1	5322 111 91893
R2303	RES.METAL FILM	HIP RC-02H 1% 6K81	5322 117 10581
R2304	RES.CHIP	HIP RC-02H 1% 46K4	5322 117 10486
R2307	RES.CHIP	HIP RC-02H 1% 1K	4822 051 10102
R2308	RES.METAL FILM	HIP RC-02H 1% 5K62	5322 117 10573
R2309	RES.METAL FILM	HIP RC-02H 1% 31K6	5322 117 10554
R2310	RES.METAL FILM	HIP RC-02H 1% 196E	5322 117 10538
R2311	RES.METAL FILM	HIP RC-02H 1% 19K6	5322 117 10541
R2313	RES.CHIP	RMC1/8 1% 51E1	5322 111 91893
R2314	RES.CHIP	RMC1/8 1% 51E1	5322 111 91893
R3001	RES.CHIP	RMC1/8 1% 61E9	5322 111 92016
R3002	RES.CHIP	HIP RC-02H 1% 1M	4822 051 10105
R3006	RES.METAL FILM	ST MRS25 1% 100E	4822 050 21001
R3007	RES.METAL FILM	ST MRS25 1% 100E	4822 050 21001
R3008	RES.METAL FILM	PR24 1/4W 0.1% 9K4	5322 116 83712
R3009	RES.METAL FILM	PR24 1/4W 0.1% 300E	5322 116 51814
R3010	RES.CHIP	RMC1/8 1% 21E5	5322 111 92014
R3011	RES.N.T.C.	NTC640 2% 3K3	5322 116 30421
R3012	RES.CHIP	HIP RC-01 5% 1E	4822 051 10108
R3013	RES.CHIP	RMC1/8 1% 21E5	5322 111 92014
R3014	RES.CHIP	HIP RC-02H 1% 100E	4822 051 10101
R3016	RES.METAL FILM	PR34 0.4W 0.1% 900K	5322 116 51832
R3019	RES.CHIP	HIP RC-02H 1% 100E	4822 051 10101
R3021	RES.METAL FILM	PR34 0.4W 0.1% 990K	5322 116 83104
R3022	RES.CHIP	RMC1/8 1% 21E5	5322 111 92014
R3022	RES.CHIP	RMC1/8 1% 23E7	5322 117 10591
R3023	RES.METAL FILM	PR24 1/4W 0.1% 11K1	5322 116 83101
R3024	RES.METAL FILM	HIP RC-02H 1% 147E	5322 117 10526
R3026	RES.CHIP	RMC1/8 1% 82E5	5322 111 92017
R3027	RES.METAL FILM	PR24 1/4W 0.1% 111K	5322 116 83099
R3028	RES.CHIP	HIP RC-02H 1% 10K	4822 051 10103
R3029	RES.CHIP	HIP RC-02H 1% 10K	4822 051 10103
R3030	RES.CHIP	RMC1/8 1% 21E5	5322 111 92014
R3031	RES.METAL FILM	PR34 0.4W 0.1% 500K	5322 116 83103
R3032	RES.CHIP	HIP RC-02H 1% 1M	4822 051 10105
R3033	RES.CHIP	HIP RC-02H 1% 1M	4822 051 10105

Item	Description		Ordering code
R3034	RES.CHIP	HIP RC-01 5% 10M	4822 051 10106
R3035	RES.METAL FILM	HIP RC-02H 1% 215K	5322 117 10543
R3036	RES.CHIP	HIP RC-02H 1% 5K11	5322 117 10487
R3037	RES.METAL FILM	HIP RC-02H 1% 3K83	5322 117 10561
R3038	RES.METAL FILM	HIP RC-02H 1% 215K	5322 117 10543
R3039	RES.METAL FILM	HIP RC-02H 1% 21K5	5322 117 10542
R3041	RES.CHIP	HIP RC-02H 1% 1K	4822 051 10102
R3042	RES.CHIP	HIP RC-02H 1% 51K1	4822 051 55113
R3043	RES.CHIP	HIP RC-02H 1% 5K11	5322 117 10487
R3044	RES.CHIP	HIP RC-02H 1% 5K11	5322 117 10487
R3045	RES.CHIP	HIP RC-02H 1% 5K11	5322 117 10487
R3046	RES.CHIP	HIP RC-02H 1% 261E	4822 051 52611
R3047	RES.METAL FILM	HIP RC-02H 1% 511E	5322 117 10569
R3048	RES.METAL FILM	HIP RC-02H 1% 237E	5322 117 10544
R3049	RES.CHIP	HIP RC-01 5% 10M	4822 051 10106
R3052	RES.CHIP	HIP RC-02H 1% 100E	4822 051 10101
R3053	RES.METAL FILM	HIP RC-02H 1% 6K19	5322 117 10577
R3054	RES.CHIP	HIP RC-02H 1% 10K	4822 051 10103
R3056	RES.METAL FILM	HIP RC-02H 1% 619E	5322 117 10576
R3057	RES.CHIP	HIP RC-02H 1% 1K	4822 051 10102
R3061	RES.CHIP	RMC1/8 1% 51E1	5322 111 91893
R3062	RES.CHIP	RMC1/8 1% 42E2	4822 111 91887
R3063	RES.CHIP	HIP RC-02H 1% 261E	4822 051 52611
R3064	RES.CHIP	HIP RC-02H 1% 261E	4822 051 52611
R3065	RES.CHIP	HIP RC-02H 1% 261E	4822 051 52611
R3071	RES.CHIP	RMC1/8 1% 61E9	5322 111 92016
R3072	RES.METAL FILM	HIP RC-02H 1% 147E	5322 117 10526
R3073	RES.CHIP	HIP RC-02H 1% 100E	4822 051 10101
R3074	RES.CHIP	RMC1/8 1% 75E	4822 111 91937
R3076	RES.CHIP	HIP RC-02H 1% 10K	4822 051 10103
R3077	RES.CHIP	HIP RC-02H 1% 10K	4822 051 10103
R3078	RES.CHIP	HIP RC-02H 1% 1M	4822 051 10105
R3079	RES.CHIP	HIP RC-02H 1% 1M	4822 051 10105
R3081	RES.CHIP	HIP RC-02H 1% 10K	4822 051 10103
R3082	RES.CHIP	HIP RC-02H 1% 10K	4822 051 10103
R3083	RES.CHIP	HIP RC-02H 1% 100K	4822 051 10104
R3084	RES.CHIP	HIP RC-02H 1% 100K	4822 051 10104
R3085	RES.CHIP	RC-02H 1% 13K3	4822 051 51333
R3086	RES.CHIP	HIP RC-02H 1% 10K	4822 051 10103
R3087	RES.CHIP	HIP RC-02H 1% 51K1	4822 051 55113
R3088	RES.CHIP	HIP RC-02H 1% 10K	4822 051 10103
R3092	RES.METAL FILM	HIP RC-02H 1% 13K3	5322 117 10525
R3093	RES.CHIP	HIP RC-02H 1% 10K	4822 051 10103
R3094	RES.CHIP	HIP RC-02H 1% 2K15	5322 117 10485
R3096	RES.CHIP	HIP RC-02H 1% 1K	4822 051 10102
R3101	RES.CHIP	HIP RC-02H 1% 46K4	5322 117 10486
R3102	RES.METAL FILM	HIP RC-02H 1% 13K3	4822 051 51333

Item	Description		Ordering code
R3103	RES.METAL FILM	HIP RC-02H 1% 14K7	5322 117 10528
R3104	RES.CHIP	HIP RC-02H 1% 10K	4822 051 10103
R3106	RES.CHIP	HIP RC-02H 1% 10K	4822 051 10103
R3112	RES.METAL FILM	HIP RC-02H 1% 61K9	5322 117 10578
R3113	RES.METAL FILM	HIP RC-02H 1% 7K5	5322 117 10583
R3114	RES.CHIP	HIP RC-02H 1% 3K48	5322 117 10557
R3200	RES.CHIP	HIP RC-02H 1% 100E	4822 051 10101
R3201	RES.METAL FILM	HIP RC-02H 1% 13K3	4822 051 51333
R3202	RES.METAL FILM	HIP RC-02H 1% 4K22	5322 117 10565
R3203	RES.CHIP	HIP RC-02H 1% 11K	4822 051 10113
R3204	RES.METAL FILM	HIP RC-02H 1% 12K1	5322 117 10522
R3205	RES.METAL FILM	HIP RC-02H 1% 14K7	5322 117 10528
R3206	RES.CHIP	HIP RC-02H 1% 100E	4822 051 10101
R3207	RES.CHIP	HIP RC-02H 1% 215E	5322 117 10484
R3208	RES.METAL FILM	HIP RC-02H 1% 147E	5322 117 10526
R3209	RES.CHIP	HIP RC-02H 1% 5K11	5322 117 10487
R3210	RES.METAL FILM	HIP RC-02H 1% 31K6	5322 117 10554
R3211	RES.METAL FILM	HIP RC-02H 1% 4K22	5322 117 10565
R3212	RES.CHIP	HIP RC-02H 1% 2K15	5322 117 10485
R3213	RES.MET.GLAZED	RMC1/8 1% 31E6	5322 116 82895
R3214	RES.MET.GLAZED	RMC1/8 1% 31E6	5322 116 82895
R3215	RES.METAL FILM	HIP RC-02H 1% 348E	5322 117 10556
R3216	RES.CHIP	HIP RC-02H 1% 100E	4822 051 10101
R3217	RES.CHIP	HIP RC-02H 1% 100E	4822 051 10101
R3218	RES.CHIP	RMC1/8 1% 51E1	5322 111 91893
R3220	RES.METAL FILM	HIP RC-02H 1% 75K	5322 117 10584
R3222	RES.METAL FILM	HIP RC-02H 1% 162E	5322 117 10529
R3223	RES.METAL FILM	HIP RC-02H 1% 237E	5322 117 10544
R3224	RES.CHIP	RMC1/8 1% 42E2	4822 111 91887
R3226	RES.METAL FILM	HIP RC-02H 1% 162E	5322 117 10529
R3227	RES.CHIP	RMC1/8 1% 61E9	5322 111 92016
R3228	RES.METAL FILM	HIP RC-02H 1% 2K61	5322 117 10547
R3229	RES.METAL FILM	HIP RC-02H 1% 215K	5322 117 10543
R3231	RES.METAL FILM	HIP RC-02H 1% 178E	5322 117 10534
R3301	RES.MET.GLAZED	RMC1/8 1% 46E4	5322 116 82896
R3302	RES.MET.GLAZED	RMC1/8 1% 46E4	5322 116 82896
R3303	RES.METAL FILM	HIP RC-02H 1% 6K81	5322 117 10581
R3304	RES.CHIP	HIP RC-02H 1% 46K4	5322 117 10486
R3307	RES.CHIP	HIP RC-02H 1% 1K	4822 051 10102
R3308	RES.METAL FILM	HIP RC-02H 1% 5K62	5322 117 10573
R3309	RES.METAL FILM	HIP RC-02H 1% 31K6	5322 117 10554
R3310	RES.METAL FILM	HIP RC-02H 1% 196E	5322 117 10538
R3311	RES.METAL FILM	HIP RC-02H 1% 19K6	5322 117 10541
R3313	RES.CHIP	RMC1/8 1% 51E1	5322 111 91893
R3314	RES.CHIP	RMC1/8 1% 51E1	5322 111 91893
R4001	RES.CHIP	RMC1/8 1% 61E9	5322 111 92016
R4002	RES.CHIP	HIP RC-02H 1% 1M	4822 051 10105

Item	Description		Ordering code
R4006	RES.METAL FILM	ST MRS25 1% 100E	4822 050 21001
R4007	RES.METAL FILM	ST MRS25 1% 100E	4822 050 21001
R4008	RES.METAL FILM	PR24 1/4W 0.1% 9K4	5322 116 83712
R4009	RES.METAL FILM	PR24 1/4W 0.1% 300E	5322 116 51814
R4010	RES.CHIP	RMC1/8 1% 21E5	5322 111 92014
R4011	RES.N.T.C.	NTC640 2% 3K3	5322 116 30421
R4012	RES.CHIP	HIP RC-01 5% 1E	4822 051 10108
R4013	RES.CHIP	RMC1/8 1% 21E5	5322 111 92014
R4014	RES.CHIP	HIP RC-02H 1% 100E	4822 051 10101
R4016	RES.METAL FILM	PR34 0.4W 0.1% 900K	5322 116 51832
R4019	RES.CHIP	HIP RC-02H 1% 100E	4822 051 10101
R4021	RES.METAL FILM	PR34 0.4W 0.1% 990K	5322 116 83104
R4022	RES.CHIP	RMC1/8 1% 21E5	5322 111 92014
R4022	RES.CHIP	RMC1/8 1% 23E7	5322 117 10591
R4023	RES.METAL FILM	PR24 1/4W 0.1% 11K1	5322 116 83101
R4024	RES.METAL FILM	HIP RC-02H 1% 147E	5322 117 10526
R4026	RES.CHIP	RMC1/8 1% 82E5	5322 111 92017
R4027	RES.METAL FILM	PR24 1/4W 0.1% 111K	5322 116 83099
R4028	RES.CHIP	HIP RC-02H 1% 10K	4822 051 10103
R4029	RES.CHIP	HIP RC-02H 1% 10K	4822 051 10103
R4030	RES.CHIP	RMC1/8 1% 21E5	5322 111 92014
R4031	RES.METAL FILM	PR34 0.4W 0.1% 500K	5322 116 83103
R4032	RES.CHIP	HIP RC-02H 1% 1M	4822 051 10105
R4033	RES.CHIP	HIP RC-02H 1% 1M	4822 051 10105
R4034	RES.CHIP	HIP RC-01 5% 10M	4822 051 10106
R4035	RES.METAL FILM	HIP RC-02H 1% 215K	5322 117 10543
R4036	RES.CHIP	HIP RC-02H 1% 5K11	5322 117 10487
R4037	RES.METAL FILM	HIP RC-02H 1% 3K83	5322 117 10561
R4038	RES.METAL FILM	HIP RC-02H 1% 215K	5322 117 10543
R4039	RES.METAL FILM	HIP RC-02H 1% 21K5	5322 117 10542
R4041	RES.CHIP	HIP RC-02H 1% 1K	4822 051 10102
R4042	RES.CHIP	HIP RC-02H 1% 51K1	4822 051 55113
R4043	RES.CHIP	HIP RC-02H 1% 5K11	5322 117 10487
R4044	RES.CHIP	HIP RC-02H 1% 5K11	5322 117 10487
R4045	RES.CHIP	HIP RC-02H 1% 5K11	5322 117 10487
R4046	RES.CHIP	HIP RC-02H 1% 261E	4822 051 52611
R4047	RES.METAL FILM	HIP RC-02H 1% 511E	5322 117 10569
R4048	RES.METAL FILM	HIP RC-02H 1% 237E	5322 117 10544
R4049	RES.CHIP	HIP RC-01 5% 10M	4822 051 10106
R4052	RES.CHIP	HIP RC-02H 1% 100E	4822 051 10101
R4053	RES.METAL FILM	HIP RC-02H 1% 6K19	5322 117 10577
R4054	RES.CHIP	HIP RC-02H 1% 10K	4822 051 10103
R4056	RES.METAL FILM	HIP RC-02H 1% 619E	5322 117 10576
R4057	RES.CHIP	HIP RC-02H 1% 1K	4822 051 10102
R4061	RES.CHIP	RMC1/8 1% 51E1	5322 111 91893
R4062	RES.CHIP	RMC1/8 1% 42E2	4822 111 91887
R4063	RES.CHIP	HIP RC-02H 1% 261E	4822 051 52611

Item	Description		Ordering code
R4064	RES.CHIP	HIP RC-02H 1% 261E	4822 051 52611
R4065	RES.CHIP	HIP RC-02H 1% 261E	4822 051 52611
R4071	RES.CHIP	RMC1/8 1% 61E9	5322 111 92016
R4072	RES.METAL FILM	HIP RC-02H 1% 147E	5322 117 10526
R4073	RES.CHIP	HIP RC-02H 1% 100E	4822 051 10101
R4074	RES.CHIP	RMC1/8 1% 75E	4822 111 91937
R4076	RES.CHIP	HIP RC-02H 1% 10K	4822 051 10103
R4077	RES.CHIP	HIP RC-02H 1% 10K	4822 051 10103
R4078	RES.CHIP	HIP RC-02H 1% 1M	4822 051 10105
R4079	RES.CHIP	HIP RC-02H 1% 1M	4822 051 10105
R4081	RES.CHIP	HIP RC-02H 1% 10K	4822 051 10103
R4082	RES.CHIP	HIP RC-02H 1% 10K	4822 051 10103
R4083	RES.CHIP	HIP RC-02H 1% 100K	4822 051 10104
R4084	RES.CHIP	HIP RC-02H 1% 100K	4822 051 10104
R4085	RES.CHIP	RC-02H 1% 13K3	4822 051 51333
R4086	RES.CHIP	HIP RC-02H 1% 10K	4822 051 10103
R4087	RES.CHIP	HIP RC-02H 1% 51K1	4822 051 55113
R4088	RES.CHIP	HIP RC-02H 1% 10K	4822 051 10103
R4092	RES.METAL FILM	HIP RC-02H 1% 13K3	5322 117 10525
R4093	RES.CHIP	HIP RC-02H 1% 10K	4822 051 10103
R4094	RES.CHIP	HIP RC-02H 1% 2K15	5322 117 10485
R4096	RES.CHIP	HIP RC-02H 1% 1K	4822 051 10102
R4101	RES.CHIP	HIP RC-02H 1% 46K4	5322 117 10486
R4102	RES.METAL FILM	HIP RC-02H 1% 13K3	4822 051 51333
R4103	RES.METAL FILM	HIP RC-02H 1% 14K7	5322 117 10528
R4104	RES.CHIP	HIP RC-02H 1% 10K	4822 051 10103
R4106	RES.CHIP	HIP RC-02H 1% 10K	4822 051 10103
R4112	RES.METAL FILM	HIP RC-02H 1% 61K9	5322 117 10578
R4113	RES.METAL FILM	HIP RC-02H 1% 7K5	5322 117 10583
R4114	RES.CHIP	HIP RC-02H 1% 3K48	5322 117 10557
R4200	RES.CHIP	HIP RC-02H 1% 100E	4822 051 10101
R4201	RES.METAL FILM	HIP RC-02H 1% 13K3	4822 051 51333
R4202	RES.METAL FILM	HIP RC-02H 1% 4K22	5322 117 10565
R4203	RES.CHIP	HIP RC-02H 1% 11K	4822 051 10113
R4204	RES.METAL FILM	HIP RC-02H 1% 12K1	5322 117 10522
R4205	RES.METAL FILM	HIP RC-02H 1% 14K7	5322 117 10528
R4206	RES.CHIP	HIP RC-02H 1% 100E	4822 051 10101
R4207	RES.CHIP	HIP RC-02H 1% 215E	5322 117 10484
R4208	RES.METAL FILM	HIP RC-02H 1% 147E	5322 117 10526
R4209	RES.CHIP	HIP RC-02H 1% 5K11	5322 117 10487
R4210	RES.METAL FILM	HIP RC-02H 1% 31K6	5322 117 10554
R4211	RES.METAL FILM	HIP RC-02H 1% 4K22	5322 117 10565
R4212	RES.CHIP	HIP RC-02H 1% 2K15	5322 117 10485
R4213	RES.MET.GLAZED	RMC1/8 1% 31E6	5322 116 82895
R4214	RES.MET.GLAZED	RMC1/8 1% 31E6	5322 116 82895
R4215	RES.METAL FILM	HIP RC-02H 1% 348E	5322 117 10556
R4216	RES.CHIP	HIP RC-02H 1% 100E	4822 051 10101

Item	Description		Ordering code
R4217	RES.CHIP	HIP RC-02H 1% 100E	4822 051 10101
R4218	RES.CHIP	RMC1/8 1% 51E1	5322 111 91893
R4220	RES.METAL FILM	HIP RC-02H 1% 75K	5322 117 10584
R4222	RES.METAL FILM	HIP RC-02H 1% 162E	5322 117 10529
R4223	RES.METAL FILM	HIP RC-02H 1% 237E	5322 117 10544
R4224	RES.CHIP	RMC1/8 1% 42E2	4822 111 91887
R4226	RES.METAL FILM	HIP RC-02H 1% 162E	5322 117 10529
R4227	RES.CHIP	RMC1/8 1% 61E9	5322 111 92016
R4228	RES.METAL FILM	HIP RC-02H 1% 2K61	5322 117 10547
R4229	RES.METAL FILM	HIP RC-02H 1% 215K	5322 117 10543
R4231	RES.METAL FILM	HIP RC-02H 1% 178E	5322 117 10534
R4301	RES.CHIP	RMC1/8 1% 51E1	5322 111 91893
R4302	RES.CHIP	RMC1/8 1% 51E1	5322 111 91893
R4303	RES.METAL FILM	HIP RC-02H 1% 6K81	5322 117 10581
R4304	RES.CHIP	HIP RC-02H 1% 46K4	5322 117 10486
R4307	RES.CHIP	HIP RC-02H 1% 1K	4822 051 10102
R4308	RES.METAL FILM	HIP RC-02H 1% 5K62	5322 117 10573
R4309	RES.METAL FILM	HIP RC-02H 1% 31K6	5322 117 10554
R4310	RES.METAL FILM	HIP RC-02H 1% 196E	5322 117 10538
R4311	RES.METAL FILM	HIP RC-02H 1% 19K6	5322 117 10541
R4313	RES.CHIP	RMC1/8 1% 51E1	5322 111 91893
R4314	RES.CHIP	RMC1/8 1% 51E1	5322 111 91893
R5001	RES.METAL FILM	HIP RC-02H 1% 3K48	5322 117 10557
R5002	RES.METAL FILM	HIP RC-02H 1% 3K48	5322 117 10557
R5003	RES.CHIP	HIP RC-02H 1% 100E	4822 051 10101
R5004	RES.METAL FILM	HIP RC-02H 1% 14K7	5322 117 10528
R5006	RES.METAL FILM	HIP RC-02H 1% 14K7	5322 117 10528
R5007	RES.METAL FILM	HIP RC-02H 1% 348E	5322 117 10556
R5008	RES.METAL FILM	HIP RC-02H 1% 348E	5322 117 10556
R5009	RES.METAL FILM	HIP RC-02H 1% 909E	5322 117 10588
R5011	RES.METAL FILM	HIP RC-02H 1% 909E	5322 117 10588
R5012	RES.METAL FILM	HIP RC-02H 1% 162E	5322 117 10529
R5013	RES.METAL FILM	HIP RC-02H 1% 162E	5322 117 10529
R5014	RES.METAL FILM	HIP RC-02H 1% 1K47	5322 117 10527
R5016	RES.CHIP	HIP RC-02H 1% 100E	4822 051 10101
R5017	RES.CHIP	HIP RC-02H 1% 100E	4822 051 10101
R5018	RES.CHIP	HIP RC-02H 1% 51K1	4822 051 55113
R5019	RES.METAL FILM	HIP RC-02H 1% 2K87	5322 117 10549
R5021	RES.METAL FILM	HIP RC-02H 1% 3K83	5322 117 10561
R5024	RES.CHIP	HIP RC-02H 1% 100E	4822 051 10101
R5026	RES.CHIP	HIP RC-02H 1% 100E	4822 051 10101
R5027	RES.CHIP	HIP RC-02H 1% 100E	4822 051 10101
R5028	RES.CHIP	HIP RC-02H 1% 100E	4822 051 10101
R5029	RES.METAL FILM	HIP RC-02H 1% 1K47	5322 117 10527
R5031	RES.METAL FILM	HIP RC-02H 1% 21K5	5322 117 10542
R5032	RES.METAL FILM	HIP RC-02H 1% 21K5	5322 117 10542
R5035	RES.METAL FILM	HIP RC-02H 1% 348E	5322 117 10556

Item	Description		Ordering code
R5036	RES.METAL FILM	HIP RC-02H 1% 178E	5322 117 10534
R5037	RES.METAL FILM	HIP RC-02H 1% 178E	5322 117 10534
R5041	RES.METAL FILM	HIP RC-02H 1% 21K5	5322 117 10542
R5042	RES.METAL FILM	HIP RC-02H 1% 21K5	5322 117 10542
R5043	RES.CHIP	HIP RC-02H 1% 215E	5322 117 10484
R5044	RES.METAL FILM	HIP RC-02H 1% 316E	5322 117 10552
R5045	RES.CHIP	HIP RC-02H 1% 215E	4822 051 10484
R5046	RES.METAL FILM	HIP RC-02H 1% 316E	5322 117 10552
R5047	RES.METAL FILM	HIP RC-02H 1% 511E	5322 117 10569
R5048	RES.MET.GLAZED	RMC1/8 1% 51E1	5322 117 11737
R5049	RES.MET.GLAZED	RMC1/8 1% 51E1	5322 117 11731
R5050	RES.METAL FILM	HIP RC-02H 1% 511K	5322 117 10571
R5051	RES.CHIP	RMC1/8 1% 51E1	5322 111 91893
R5052	RES.CHIP	RMC1/8 1% 51E1	5322 111 91893
R5053	RES.CHIP	HIP RC-02H 1% 261E	4822 051 52611
R5054	RES.METAL FILM	HIP RC-02H 1% 2K87	5322 117 10549
R5055	RES.METAL FILM	HIP RC-02H 1% 3K48	5322 117 10557
R5055	RES.CHIP	RC-02H 1% 1E	4822 051 10108
R5055	RES.CHIP	RC-02H 1% 10E	4822 051 10109
R5056	RES.METAL FILM	HIP RC-02H 1% 19K6	5322 117 10541
R5057	RES.METAL FILM	HIP RC-02H 1% 13K3	5322 117 10525
R5058	RES.CHIP	HIP RC-02H 1% 1K	4822 051 10102
R5059	RES.METAL FILM	HIP RC-02H 1% 9K09	5322 117 10589
R5060	RES.METAL FILM	HIP RC-02H 1% 21K5	5322 117 10542
R5061	RES.METAL FILM	HIP RC-02H 1% 1K21	5322 117 51212
R5061	RES.CHIP	RC-02H 1% 3K83	5322 117 10561
R5064	RES.METAL FILM	HIP RC-02H 1% 3K83	5322 117 10561
R5065	RES.CHIP	HIP RC-02H 1% 100E	4822 051 10101
R5066	RES.METAL FILM	HIP RC-02H 1% 511K	5322 117 10571
R5068	RES.CHIP	HIP RC-01 5% 4E7	4822 051 10478
R5069	RES.METAL FILM	HIP RC-02H 1% 2K61	5322 117 10547
R5070	RES.METAL FILM	HIP RC-02H 1% 2K61	5322 117 10547
R5071	RES.CHIP	RMC1/8 1% 51E1	5322 111 91893
R5072	RES.CHIP	RMC1/8 1% 51E1	5322 111 91893
R5076	RES.METAL FILM	HIP RC-02H 1% 14K7	5322 117 10528
R5501	RES.METAL FILM	HIP RC-02H 1% 9K09	5322 117 10589
R5502	RES.METAL FILM	HIP RC-02H 1% 12K1	5322 117 10522
R5503	RES.METAL FILM	HIP RC-02H 1% 12K1	5322 117 10522
R5504	RES.METAL FILM	HIP RC-02H 1% 6K81	5322 117 10581
R5506	RES.METAL FILM	HIP RC-02H 1% 6K81	5322 117 10581
R5507	RES.METAL FILM	HIP RC-02H 1% 6K81	5322 117 10581
R5508	RES.METAL FILM	HIP RC-02H 1% 6K81	5322 117 10581
R5509	RES.METAL FILM	HIP RC-02H 1% 3K16	5322 117 10553
R5510	RES.METAL FILM	HIP RC-02H 1% 12K1	5322 117 10522
R5511	RES.CHIP	HIP RC-02H 1% 10K	4822 051 10103
R5512	RES.METAL FILM	HIP RC-02H 1% 619E	5322 117 10576
R5513	RES.METAL FILM	HIP RC-02H 1% 422E	5322 117 10564

Item	Description		Ordering code
R5514	RES.CHIP	HIP RC-02H 1% 1K	4822 051 10102
R5516	RES.METAL FILM	HIP RC-02H 1% 3K48	5322 117 10557
R5517	RES.METAL FILM	HIP RC-02H 1% 1K21	5322 117 10521
R5518	RES.CHIP	HIP RC-02H 1% 10K	4822 051 10103
R5519	RES.METAL FILM	HIP RC-02H 1% 2K61	5322 117 10547
R5521	RES.CHIP	HIP RC-02H 1% 261E	4822 051 52611
R5522	RES.METAL FILM	HIP RC-02H 1% 6K81	5322 117 10581
R5523	RES.METAL FILM	HIP RC-02H 1% 619E	5322 117 10576
R5524	RES.CHIP	HIP RC-02H 1% 1K	4822 051 10102
R5526	RES.CHIP	HIP RC-02H 1% 10K	4822 051 10103
R5527	RES.CHIP	HIP RC-02H 1% 100K	4822 051 10104
R5531	RES.CHIP	HIP RC-02H 1% 5K11	5322 117 10487
R5532	RES.CHIP	HIP RC-02H 1% 5K11	5322 117 10487
R5533	RES.CHIP	HIP RC-02H 1% 5K11	5322 117 10487
R5534	RES.CHIP	HIP RC-02H 1% 5K11	5322 117 10487
R5536	RES.CHIP	HIP RC-02H 1% 5K11	5322 117 10487
R5537	RES.CHIP	HIP RC-02H 1% 5K11	5322 117 10487
R5538	RES.CHIP	HIP RC-02H 1% 5K11	5322 117 10487
R5539	RES.CHIP	HIP RC-02H 1% 5K11	5322 117 10487
R5541	RES.CHIP	HIP RC-01 5% 1E	4822 051 10108
R5542	RES.CHIP	HIP RC-01 5% 1E	4822 051 10108
R5543	RES.CHIP	HIP RC-02H 1% 10K	4822 051 10103
R5544	RES.CHIP	HIP RC-02H 1% 2K15	5322 117 10485
R5546	RES.METAL FILM	HIP RC-02H 1% 3K48	5322 117 10557
R5551	RES.METAL FILM	HIP RC-02H 1% 21K5	5322 117 10542
R5552	RES.METAL FILM	HIP RC-02H 1% 21K5	5322 117 10542
R5553	RES.METAL FILM	HIP RC-02H 1% 21K5	5322 117 10542
R5554	RES.METAL FILM	HIP RC-02H 1% 21K5	5322 117 10542
R5556	RES.CHIP	HIP RC-02H 1% 10K	4822 051 10103
R5557	RES.CHIP	HIP RC-02H 1% 10K	4822 051 10103
R5558	RES.CHIP	HIP RC-02H 1% 10K	4822 051 10103
R5559	RES.CHIP	HIP RC-02H 1% 10K	4822 051 10103
R5561	RES.CHIP	HIP RC-02H 1% 5K11	5322 117 10487
R5562	RES.METAL FILM	HIP RC-02H 1% 12K1	5322 117 10522
R5601	RES.MET.GLAZED	RMC1/8 1% 31E6	5322 116 82895
R5602	RES.CHIP	HIP RC-01 5% 4E7	4822 051 10478
R5603	RES.CHIP	RMC1/8 1% 42E2	4822 111 91887
R5606	RES.CHIP	HIP RC-02H 1% 5K11	5322 117 10487
R6001	RES.CHIP	HIP RC-02H 1% 100E	4822 051 10101
R6002	RES.METAL FILM	PR24 1/4W 0.1% 50E	5322 116 53165
R6003	RES.METAL FILM	PR24 1/4W 0.1% 75E	5322 116 53168
R6004	RES.METAL FILM	PR24 1/4W 0.1% 125E	5322 116 53176
R6005	RES.METAL FILM	PR24 1/4W 0.1% 250E	5322 116 53166
R6006	RES.METAL FILM	PR24 1/4W 0.1% 750E	5322 116 53173
R6007	RES.METAL FILM	PR24 1/4W 0.1% 1K25	5322 116 53177
R6008	RES.METAL FILM	PR24 1/4W 0.1% 900E	5322 116 83098
R6009	RES.METAL FILM	HIP RC-02H 1% 1K78	5322 117 10535

Item	Description		Ordering code
R6011	RES.CHIP	HIP RC-02H 1% 100E	4822 051 10101
R6012	RES.CHIP	HIP RC-02H 1% 100K	4822 051 10104
R6013	RES.METAL FILM	PR24 1/4W 0.1% 23K7	5322 116 53169
R6014	RES.METAL FILM	PR24 1/4W 0.1% 2K37	5322 116 53171
R6015	RES.METAL FILM	HIP RC-02H 1% 19K6	5322 117 10541
R6016	RES.METAL FILM	HIP RC-02H 1% 1K96	5322 117 10539
R6017	RES.CHIP	HIP RC-02H 1% 100E	4822 051 10101
R6018	RES.CHIP	HIP RC-02H 1% 2K15	5322 117 10485
R6019	RES.CHIP	RMC1/8 1% 42E2	4822 111 91887
R6020	RES.CHIP	RMC1/8 1% 10E	4822 111 91885
R6021	RES.METAL FILM	HIP RC-02H 1% 3K16	5322 117 10553
R6022	RES.CHIP	RMC1/8 1% 42E2	4822 111 91887
R6023	RES.CHIP	RMC1/8 1% 51E1	5322 111 91893
R6024	RES.CHIP	HIP RC-01 5% 1E	4822 051 10108
R6025	RES.CHIP	HIP RC-01 5% 1E	4822 051 10108
R6026	RES.METAL FILM	HIP RC-02H 1% 14K7	5322 117 10528
R6027	RES.CHIP	HIP RC-02H 1% 100E	4822 051 10101
R6028	RES.METAL FILM	HIP RC-02H 1% 237E	5322 117 10544
R6029	RES.CHIP	HIP RC-01 5% 4E7	4822 051 10478
R6030	RES.CHIP	HIP RC-01 5% 4E7	4822 051 10478
R6031	RES.METAL FILM	HIP RC-02H 1% 316E	5322 117 10552
R6032	RES.METAL FILM	HIP RC-02H 1% 3K16	5322 117 10553
R6033	RES.CHIP	HIP RC-02H 1% 51K1	4822 051 55113
R6034	RES.METAL FILM	HIP RC-02H 1% 1K78	5322 117 10535
R6035	RES.CHIP	HIP RC-02H 1% 5K11	5322 117 10487
R6036	RES.METAL FILM	HIP RC-02H 1% 215K	5322 117 10543
R6037	RES.CHIP	HIP RC-02H 1% 5K11	5322 117 10487
R6038	RES.METAL FILM	HIP RC-02H 1% 3K16	5322 117 10553
R6040	RES.METAL FILM	HIP RC-02H 1% 6K19	5322 117 10577
R6041	RES.METAL FILM	HIP RC-02H 1% 316E	5322 117 10552
R6042	RES.CHIP	RMC1/8 1% 10E	4822 111 91885
R6043	RES.CHIP	RMC1/8 1% 10E	4822 111 91885
R6044	RES.MET.GLAZED	RMC1/8 1% 31E6	5322 116 82895
R6045	RES.METAL FILM	HIP RC-02H 1% 3K16	5322 117 10553
R6046	RES.CHIP	RMC1/8 1% 10E	4822 111 91885
R6047	RES.METAL FILM	HIP RC-02H 1% 196E	5322 117 10538
R6048	RES.METAL FILM	HIP RC-02H 1% 750E	5322 117 10582
R6049	RES.CHIP	HIP RC-02H 1% 1K	4822 051 10102
R6050	RES.CHIP	HIP RC-01 5% 4E7	4822 051 10478
R6051	RES.CHIP	HIP RC-02H 1% 1K	4822 051 10102
R6052	RES.METAL FILM	HIP RC-02H 1% 21K5	5322 117 10542
R6053	RES.CHIP	HIP RC-02H 1% 1K	4822 051 10102
R6054	RES.METAL FILM	HIP RC-02H 1% 21K5	5322 117 10542
R6061	RES.CHIP	HIP RC-02H 1% 1K	4822 051 10102
R6062	RES.CHIP	HIP RC-02H 1% 10K	4822 051 10103
R6063	RES.METAL FILM	HIP RC-02H 1% 3K16	5322 117 10553
R6070	RES.CHIP	HIP RC-02H 1% 10K	4822 051 10103

Item	Description		Ordering code
R6071	RES.METAL FILM	HIP RC-02H 1% 19K6	5322 117 10541
R6072	RES.CHIP	RMC1/8 1% 10E	4822 111 91885
R6073	RES.CHIP	HIP RC-02H 1% 1K	4822 051 10102
R6074	RES.METAL FILM	HIP RC-02H 1% 1K21	5322 117 10521
R6093	RES.CHIP	HIP RC-01 5% 3E3	4822 051 10338
R6094	RES.CHIP	RMC1/8 1% 10E	4822 111 91885
R6095	RES.CHIP	RMC1/8 1% 51E1	5322 111 91893
R6101	RES.CHIP	HIP RC-02H 1% 1K	4822 051 10102
R6104	RES.CHIP	RMC1/8 1% 10E	4822 111 91885
R6502	RES.CHIP	HIP RC-02H 1% 2K15	5322 117 10485
R6503	RES.CHIP	HIP RC-02H 1% 2K15	5322 117 10485
R6508	RES.METAL FILM	HIP RC-02H 1% 196E	5322 117 10538
R6509	RES.METAL FILM	HIP RC-02H 1% 196E	5322 117 10538
R6511	RES.CHIP	HIP RC-02H 1% 2K15	5322 117 10485
R6512	RES.CHIP	HIP RC-02H 1% 2K15	5322 117 10485
R6521	RES.CHIP	RMC1/8 1% 42E2	4822 111 91887
R6522	RES.CHIP	RMC1/8 1% 42E2	4822 111 91887
R6523	RES.CHIP	RMC1/8 1% 42E2	4822 111 91887
R6524	RES.CHIP	RMC1/8 1% 42E2	4822 111 91887
R6526	RES.MET.GLAZED	RMC1/8 1% 31E6	5322 116 82895
R6527	RES.MET.GLAZED	RMC1/8 1% 31E6	5322 116 82895
R6528	RES.CHIP	RMC1/8 1% 21E5	5322 111 92014
R6529	RES.CHIP	RMC1/8 1% 21E5	5322 111 92014
R6531	RES.METAL FILM	HIP RC-02H 1% 422E	5322 117 10564
R6542	RES.CHIP	HIP RC-02H 1% 5K11	5322 117 10487
R6543	RES.CHIP	HIP RC-02H 1% 5K11	5322 117 10487
R6544	RES.CHIP	HIP RC-02H 1% 5K11	5322 117 10487
R6546	RES.CHIP	HIP RC-02H 1% 5K11	5322 117 10487
R6547	RES.CHIP	HIP RC-02H 1% 5K11	5322 117 10487
R6548	RES.METAL FILM	HIP RC-02H 1% 14K7	5322 117 10528
R6552	RES.METAL FILM	HIP RC-02H 1% 681E	5322 117 10579
R6554	RES.METAL FILM	HIP RC-02H 1% 14K7	5322 117 10528
R6556	RES.METAL FILM	HIP RC-02H 1% 3K16	5322 117 10553
R6558	RES.METAL FILM	HIP RC-02H 1% 5K62	5322 117 10573
R6571	RES.CHIP	HIP RC-02H 1% 261E	4822 051 52611
R6572	RES.CHIP	HIP RC-02H 1% 261E	4822 051 52611
R6576	RES.CHIP	HIP RC-02H 1% 100E	4822 051 10101
R6577	RES.CHIP	HIP RC-02H 1% 100E	4822 051 10101
R6578	RES.METAL FILM	HIP RC-02H 1% 4K22	5322 117 10565
R6579	RES.METAL FILM	HIP RC-02H 1% 4K22	5322 117 10565
R6584	RES.METAL FILM	HIP RC-02H 1% 1K33	5322 117 10524
R6586	RES.METAL FILM	HIP RC-02H 1% 1K33	5322 117 10524
R6601	RES.METAL FILM	HIP RC-02H 1% 511E	5322 117 10569
R6602	RES.METAL FILM	HIP RC-02H 1% 511E	5322 117 10569
R6603	RES.CHIP	HIP RC-02H 1% 1K	4822 051 10102
R6612	RES.METAL FILM	HIP RC-02H 1% 750E	5322 117 10582
R6613	RES.METAL FILM	HIP RC-02H 1% 750E	5322 117 10582

Item	Description		Ordering code
R6614	RES.METAL FILM	HIP RC-02H 1% 511E	5322 117 10569
R6616	RES.METAL FILM	HIP RC-02H 1% 511E	5322 117 10569
R6621	RES.CHIP	HIP RC-02H 1% 5K11	5322 117 10487
R6622	RES.METAL FILM	HIP RC-02H 1% 5K62	5322 117 10573
R6623	RES.CHIP	HIP RC-02H 1% 11K	4822 051 10113
R6624	RES.METAL FILM	HIP RC-02H 1% 12K1	5322 117 10522
R6626	RES.METAL FILM	HIP RC-02H 1% 31K6	5322 117 10554
R6627	RES.METAL FILM	HIP RC-02H 1% 6K81	5322 117 10581
R6629	RES.METAL FILM	HIP RC-02H 1% 3K48	5322 117 10557
R6632	RES.CHIP	HIP RC-02H 1% 2K15	5322 117 10485
R6633	RES.METAL FILM	HIP RC-02H 1% 511E	5322 117 10569
R6634	RES.METAL FILM	HIP RC-02H 1% 3K83	5322 117 10561
R6636	RES.METAL FILM	HIP RC-02H 1% 316E	5322 117 10552
R6638	RES.CHIP	HIP RC-01 5% 10M	4822 051 10106
R6641	RES.CHIP	HIP RC-01 5% 10M	4822 051 10106
R6643	RES.CHIP	HIP RC-01 5% 10M	4822 051 10106
R6646	RES.CHIP	HIP RC-01 5% 10M	4822 051 10106
R6649	RES.METAL FILM	HIP RC-02H 1% 12K1	5322 117 10522
R6661	RES.CHIP	HIP RC-02H 1% 1K	4822 051 10102
R6662	RES.CHIP	HIP RC-02H 1% 1K	4822 051 10102
R6684	RES.CHIP	HIP RC-02H 1% 1K	4822 051 10102
R6688	RES.METAL FILM	HIP RC-02H 1% 619E	5322 117 10576
R6689	RES.METAL FILM	HIP RC-02H 1% 619E	5322 117 10576
R6692	RES.METAL FILM	HIP RC-02H 1% 1K62	5322 117 10531
R6694	RES.CHIP	HIP RC-02H 1% 1K	4822 051 10102
R6696	RES.METAL FILM	HIP RC-02H 1% 1K47	5322 117 10527
R6706	RES.METAL FILM	HIP RC-02H 1% 5K62	5322 117 10573
R6708	RES.METAL FILM	HIP RC-02H 1% 3K48	5322 117 10557
R6709	RES.METAL FILM	HIP RC-02H 1% 5K62	5322 117 10573
R6752	RES.METAL FILM	HIP RC-02H 1% 1K21	5322 117 10521
R6753	RES.METAL FILM	HIP RC-02H 1% 3K16	5322 117 10553
R6754	RES.METAL FILM	HIP RC-02H 1% 348E	5322 117 10556
R6756	RES.METAL FILM	HIP RC-02H 1% 1K78	5322 117 10535
R6758	RES.METAL FILM	HIP RC-02H 1% 19K6	5322 117 10541
R6762	RES.METAL FILM	HIP RC-02H 1% 750E	5322 117 10582
R6764	RES.METAL FILM	HIP RC-02H 1% 19K6	5322 117 10541
R6769	RES.METAL FILM	HIP RC-02H 1% 2K61	5322 117 10547
R6772	RES.CHIP	HIP RC-02H 1% 11K	4822 051 10113
R6774	RES.METAL FILM	HIP RC-02H 1% 7K5	5322 117 10583
R6776	RES.METAL FILM	HIP RC-02H 1% 511K	5322 117 10571
R6782	RES.CHIP	HIP RC-02H 1% 100K	4822 051 10104
R6783	RES.CHIP	HIP RC-02H 1% 100K	4822 051 10104
R6788	RES.CHIP	HIP RC-02H 1% 11K	4822 051 10113
R6901	RES.CHIP	HIP RC-01 5% 1E	4822 051 10108
R6911	RES.CHIP	HIP RC-01 5% 1E	4822 051 10108
R6921	RES.CHIP	HIP RC-01 5% 4E7	4822 051 10478
R6931	RES.CHIP	HIP RC-01 5% 4E7	4822 051 10478

Item	Description		Ordering code
R6941	RES.CHIP	HIP RC-01 5% 4E7	4822 051 10478
R6951	RES.CHIP	HIP RC-01 5% 4E7	4822 051 10478
R6961	RES.CHIP	HIP RC-01 5% 4E7	4822 051 10478
R7001	RES.CHIP	HIP RC-02H 1% 100E	4822 051 10101
R7002	RES.METAL FILM	PR24 1/4W 0.1% 50E	5322 116 53165
R7003	RES.METAL FILM	PR24 1/4W 0.1% 75E	5322 116 53168
R7004	RES.METAL FILM	PR24 1/4W 0.1% 125E	5322 116 53176
R7005	RES.METAL FILM	PR24 1/4W 0.1% 250E	5322 116 53166
R7006	RES.METAL FILM	PR24 1/4W 0.1% 750E	5322 116 53173
R7007	RES.METAL FILM	PR24 1/4W 0.1% 1K25	5322 116 53177
R7008	RES.METAL FILM	PR24 1/4W 0.1% 900E	5322 116 83098
R7009	RES.CHIP	HIP RC-02H 1% 46K4	5322 117 10486
R7011	RES.METAL FILM	HIP RC-02H 1% 14K7	5322 117 10528
R7012	RES.METAL FILM	HIP RC-02H 1% 3K48	5322 117 10557
R7013	RES.METAL FILM	PR24 1/4W 0.1% 23K7	5322 116 53169
R7014	RES.METAL FILM	PR24 1/4W 0.1% 2K37	5322 116 53171
R7015	RES.METAL FILM	HIP RC-02H 1% 19K6	5322 117 10541
R7016	RES.METAL FILM	HIP RC-02H 1% 1K96	5322 117 10539
R7017	RES.CHIP	HIP RC-02H 1% 100E	4822 051 10101
R7018	RES.METAL FILM	HIP RC-02H 1% 1K78	5322 117 10535
R7019	RES.METAL FILM	HIP RC-02H 1% 316E	5322 117 10552
R7021	RES.METAL FILM	HIP RC-02H 1% 3K16	5322 117 10553
R7022	RES.METAL FILM	HIP RC-02H 1% 3K16	5322 117 10553
R7023	RES.CHIP	RMC1/8 1% 51E1	5322 111 91893
R7024	RES.CHIP	HIP RC-01 5% 1E	4822 051 10108
R7025	RES.CHIP	HIP RC-01 5% 1E	4822 051 10108
R7026	RES.METAL FILM	HIP RC-02H 1% 14K7	5322 117 10528
R7027	RES.CHIP	HIP RC-02H 1% 100E	4822 051 10101
R7028	RES.CHIP	HIP RC-02H 1% 2K15	5322 117 10485
R7029	RES.METAL FILM	HIP RC-02H 1% 237E	5322 117 10544
R7031	RES.CHIP	HIP RC-02H 1% 1K	4822 051 10102
R7032	RES.CHIP	HIP RC-02H 1% 100K	4822 051 10104
R7033	RES.CHIP	HIP RC-02H 1% 2K15	5322 117 10485
R7034	RES.METAL FILM	HIP RC-02H 1% 1K21	5322 117 10521
R7036	RES.METAL FILM	HIP RC-02H 1% 1K21	5322 117 10521
R7041	RES.CHIP	RMC1/8 1% 10E	4822 111 91885
R7042	RES.CHIP	HIP RC-02H 1% 1K	4822 051 10102
R7043	RES.CHIP	RMC1/8 1% 10E	4822 111 91885
R7044	RES.METAL FILM	HIP RC-02H 1% 3K16	5322 117 10553
R7045	RES.CHIP	RMC1/8 1% 51E1	5322 111 91893
R7046	RES.METAL FILM	HIP RC-02H 1% 750E	5322 117 10582
R7047	RES.METAL FILM	HIP RC-02H 1% 196E	5322 117 10538
R7048	RES.CHIP	RMC1/8 1% 10E	4822 111 91885
R7049	RES.CHIP	HIP RC-01 5% 4E7	4822 051 10478
R7050	RES.CHIP	HIP RC-01 5% 4E7	4822 051 10478
R7051	RES.CHIP	HIP RC-02H 1% 1K	4822 051 10102
R7052	RES.METAL FILM	HIP RC-02H 1% 21K5	5322 117 10542

Item	Description		Ordering code
R7054	RES.METAL FILM	HIP RC-02H 1% 9K09	5322 117 10589
R7056	RES.METAL FILM	HIP RC-02H 1% 19K6	5322 117 10541
R7057	RES.METAL FILM	HIP RC-02H 1% 38K3	5322 117 10562
R7059	RES.METAL FILM	HIP RC-02H 1% 75K	5322 117 10584
R7064	RES.METAL FILM	PR24 1/4W 0.1% 6K	5322 116 83102
R7065	RES.METAL FILM	PR24 1/4W 0.1% 500E	5322 116 83097
R7066	RES.METAL FILM	PR24 1/4W 0.1% 900E	5322 116 83098
R7067	RES.METAL FILM	PR24 1/4W 0.1% 100E	5322 116 51701
R7077	RES.CHIP	RMC1/8 1% 42E2	4822 111 91887
R7078	RES.CHIP	RMC1/8 1% 42E2	4822 111 91887
R7082	RES.CHIP	HIP RC-01 5% 4E7	4822 051 10478
R7091	RES.METAL FILM	PR24 1/4W 0.1% 10K	5322 116 82868
R7092	RES.METAL FILM	PR24 1/4W 0.1% 2K16	5322 116 83126
R7093	RES.METAL FILM	PR24 1/4W 0.1% 15K	5322 117 10592
R7094	RES.METAL FILM	PR24 1/4W 0.1% 10K	5322 116 82868
R7095	RES.METAL FILM	PR24 1/4W 0.1% 10K	5322 116 82868
R7096	RES.METAL FILM	PR24 1/4W 0.1% 15K	5322 117 10592
R7097	RES.CHIP	HIP RC-02H 1% 2K15	5322 117 10485
R7099	RES.CHIP	HIP RC-02H 1% 100E	4822 051 10101
R7144	RES.MET.GLAZED	RMC1/8 1% 31E6	5322 116 82895
R7150	RES.METAL FILM	HIP RC-02H 1% 511E	5322 117 10569
R7151	RES.METAL FILM	HIP RC-02H 1% 511E	5322 117 10569
R7152	RES.METAL FILM	HIP RC-02H 1% 511E	5322 117 10569
R7153	RES.METAL FILM	HIP RC-02H 1% 511E	5322 117 10569
R7154	RES.METAL FILM	HIP RC-02H 1% 6K81	5322 117 10581
R7155	RES.CHIP	HIP RC-02H 1% 11K	4822 051 10113
R7156	RES.METAL FILM	HIP RC-02H 1% 1K78	5322 117 10535
R7160	RES.METAL FILM	HIP RC-02H 1% 1K78	5322 117 10535
R7161	RES.METAL FILM	HIP RC-02H 1% 21K5	5322 117 10542
R7180	RES.CHIP	RMC1/8 1% 21E5	5322 111 92014
R7181	RES.METAL FILM	HIP RC-02H 1% 562E	5322 117 10572
R7204	RES.CHIP	HIP RC-02H 1% 10K	4822 051 10103
R7205	RES.CHIP	HIP RC-02H 1% 10K	4822 051 10103
R7206	RES.CHIP	HIP RC-02H 1% 5K11	5322 117 10487
R7207	RES.CHIP	HIP RC-02H 1% 5K11	5322 117 10487
R7208	RES.CHIP	HIP RC-02H 1% 10K	4822 051 10103
R7209	RES.CHIP	HIP RC-02H 1% 10K	4822 051 10103
R7502	RES.METAL FILM	HIP RC-02H 1% 7K5	5322 117 10583
R7503	RES.METAL FILM	HIP RC-02H 1% 3K48	5322 117 10557
R7508	RES.METAL FILM	HIP RC-02H 1% 825E	5322 117 10585
R7509	RES.METAL FILM	HIP RC-02H 1% 825E	5322 117 10585
R7511	RES.METAL FILM	HIP RC-02H 1% 7K5	5322 117 10583
R7512	RES.METAL FILM	HIP RC-02H 1% 3K48	5322 117 10557
R7521	RES.CHIP	RMC1/8 1% 51E1	5322 111 91893
R7522	RES.CHIP	RMC1/8 1% 51E1	5322 111 91893
R7523	RES.CHIP	RMC1/8 1% 51E1	5322 111 91893
R7524	RES.CHIP	RMC1/8 1% 51E1	5322 111 91893

Item	Description		Ordering code
R7526	RES.CHIP	RMC1/8 1% 51E1	5322 111 91893
R7527	RES.CHIP	RMC1/8 1% 51E1	5322 111 91893
R7528	RES.CHIP	RMC1/8 1% 51E1	5322 111 91893
R7529	RES.CHIP	RMC1/8 1% 51E1	5322 111 91893
R7531	RES.METAL FILM	HIP RC-02H 1% 422E	5322 117 10564
R7542	RES.CHIP	HIP RC-02H 1% 5K11	5322 117 10487
R7543	RES.CHIP	HIP RC-02H 1% 5K11	5322 117 10487
R7544	RES.CHIP	HIP RC-02H 1% 5K11	5322 117 10487
R7546	RES.CHIP	HIP RC-02H 1% 5K11	5322 117 10487
R7547	RES.CHIP	HIP RC-02H 1% 5K11	5322 117 10487
R7548	RES.METAL FILM	HIP RC-02H 1% 14K7	5322 117 10528
R7552	RES.METAL FILM	HIP RC-02H 1% 619E	5322 117 10576
R7554	RES.METAL FILM	HIP RC-02H 1% 14K7	5322 117 10528
R7556	RES.METAL FILM	HIP RC-02H 1% 3K48	5322 117 10557
R7558	RES.METAL FILM	HIP RC-02H 1% 6K81	5322 117 10581
R7563	RES.METAL FILM	HIP RC-02H 1% 750E	5322 117 10582
R7571	RES.CHIP	HIP RC-02H 1% 261E	4822 051 52611
R7572	RES.CHIP	HIP RC-02H 1% 261E	4822 051 52611
R7576	RES.CHIP	HIP RC-02H 1% 100E	4822 051 10101
R7577	RES.CHIP	HIP RC-02H 1% 100E	4822 051 10101
R7578	RES.METAL FILM	HIP RC-02H 1% 4K22	5322 117 10565
R7579	RES.METAL FILM	HIP RC-02H 1% 4K22	5322 117 10565
R7584	RES.METAL FILM	HIP RC-02H 1% 1K33	5322 117 10524
R7586	RES.METAL FILM	HIP RC-02H 1% 1K33	5322 117 10524
R7681	RES.METAL FILM	HIP RC-02H 1% 1K78	5322 117 10535
R7688	RES.METAL FILM	HIP RC-02H 1% 316E	5322 117 10552
R7689	RES.METAL FILM	HIP RC-02H 1% 316E	5322 117 10552
R7692	RES.METAL FILM	HIP RC-02H 1% 1K62	5322 117 10531
R7693	RES.METAL FILM	HIP RC-02H 1% 6K19	5322 117 10577
R7694	RES.METAL FILM	HIP RC-02H 1% 3K48	5322 117 10557
R7696	RES.METAL FILM	HIP RC-02H 1% 14K7	5322 117 10528
R7711	RES.METAL FILM	HIP RC-02H 1% 6K81	5322 117 10581
R7712	RES.METAL FILM	HIP RC-02H 1% 6K81	5322 117 10581
R7713	RES.CHIP	HIP RC-02H 1% 10K	4822 051 10103
R7716	RES.METAL FILM	HIP RC-02H 1% 3K83	5322 117 10561
R7753	RES.CHIP	HIP RC-02H 1% 261E	4822 051 52611
R7754	RES.CHIP	HIP RC-02H 1% 261E	4822 051 52611
R7809	RES.CHIP	HIP RC-02H 1% 1K	4822 051 10102
R7901	RES.CHIP	HIP RC-01 5% 1E	4822 051 10108
R7911	RES.CHIP	HIP RC-01 5% 4E7	4822 051 10478
R7921	RES.CHIP	HIP RC-01 5% 4E7	4822 051 10478
R7931	RES.CHIP	HIP RC-01 5% 4E7	4822 051 10478
R7941	RES.CHIP	HIP RC-01 5% 4E7	4822 051 10478
R7951	RES.CHIP	HIP RC-02H 1% 11K	4822 051 10113
R7952	RES.METAL FILM	HIP RC-02H 1% 13K3	5322 117 10525
R7953	RES.CHIP	HIP RC-02H 1% 11K	4822 051 10113
R7954	RES.METAL FILM	HIP RC-02H 1% 3K16	5322 117 10553

Item	Description		Ordering code
R7956	RES.METAL FILM	HIP RC-02H 1% 14K7	5322 117 10528
R7957	RES.CHIP	HIP RC-02H 1% 10K	4822 051 10103
R7958	RES.CHIP	HIP RC-02H 1% 10K	4822 051 10103
R7961	RES.CHIP	HIP RC-01 5% 4E7	4822 051 10478
R8001	RES.METAL FILM	HIP RC-02H 1% 383E	5322 117 10559
R8002	RES.METAL FILM	HIP RC-02H 1% 383E	5322 117 10559
R8003	RES.METAL FILM	HIP RC-02H 1% 316E	5322 117 10552
R8004	RES.METAL FILM	HIP RC-02H 1% 9K09	5322 117 10589
R8005	RES.METAL FILM	HIP RC-02H 1% 7K5	5322 117 10583
R8006	RES.METAL FILM	HIP RC-02H 1% 2K61	5322 117 10547
R8007	RES.METAL FILM	HIP RC-02H 1% 3K16	5322 117 10553
R8008	RES.CHIP	HIP RC-02H 1% 2K15	5322 117 10485
R8009	RES.METAL FILM	HIP RC-02H 1% 1K96	5322 117 10539
R8010	RES.CHIP	HIP RC-02H 1% 1K	4822 051 10102
R8011	RES.CHIP	HIP RC-02H 1% 215E	5322 117 10484
R8012	RES.CHIP	HIP RC-02H 1% 2K15	5322 117 10485
R8013	RES.CHIP	HIP RC-02H 1% 2K15	5322 117 10485
R8014	RES.CHIP	HIP RC-02H 1% 5K11	5322 117 10487
R8015	RES.METAL FILM	HIP RC-02H 1% 1K62	5322 117 10531
R8016	RES.CHIP	HIP RC-02H 1% 5K11	5322 117 10487
R8016	RES.CHIP	RC-02H 1% 2K15	5322 117 10485
R8017	RES.CHIP	HIP RC-02H 1% 1K	4822 051 10102
R8018	RES.CHIP	HIP RC-02H 1% 1K	4822 051 10102
R8019	RES.CHIP	HIP RC-02H 1% 287E	4822 051 52871
R8020	RES.METAL FILM	HIP RC-02H 1% 5K62	5322 117 10573
R8021	RES.METAL FILM	HIP RC-02H 1% 1K47	5322 117 10527
R8022	RES.METAL FILM	HIP RC-02H 1% 196E	5322 117 10538
R8023	RES.METAL FILM	HIP RC-02H 1% 316E	5322 117 10552
R8024	RES.METAL FILM	HIP RC-02H 1% 3K16	5322 117 10553
R8025	RES.METAL FILM	HIP RC-02H 1% 562E	5322 117 10572
R8026	RES.METAL FILM	HIP RC-02H 1% 4K22	5322 117 10565
R8027	RES.CHIP	RMC1/8 1% 61E9	5322 111 92016
R8028	RES.METAL FILM	HIP RC-02H 1% 196E	5322 117 10538
R8029	RES.METAL FILM	HIP RC-02H 1% 1K47	5322 117 10527
R8030	RES.METAL FILM	HIP RC-02H 1% 1K62	5322 117 10531
R8031	RES.CHIP	HIP RC-02H 1% 287E	4822 051 52871
R8032	RES.METAL FILM	HIP RC-02H 1% 5K62	5322 117 10573
R8033	RES.CHIP	HIP RC-02H 1% 1K	4822 051 10102
R8034	RES.METAL FILM	HIP RC-02H 1% 3K16	5322 117 10553
R8035	RES.METAL FILM	HIP RC-02H 1% 316E	5322 117 10552
R8037	RES.CHIP	HIP RC-02H 1% 2K15	5322 117 10485
R8038	RES.METAL FILM	HIP RC-02H 1% 21K5	5322 117 10542
R8040	RES.CHIP	RMC1/8 1% 51E1	5322 111 91893
R8041	RES.METAL FILM	HIP RC-02H 1% 1K47	5322 117 10527
R8042	RES.CHIP	HIP RC-02H 1% 1K	4822 051 10102
R8043	RES.METAL FILM	HIP RC-02H 1% 316E	5322 117 10552
R8044	RES.METAL FILM	HIP RC-02H 1% 3K48	5322 117 10557

Item	Description		Ordering code
R8045	RES.CHIP	RMC1/8 1% 51E1	5322 111 91893
R8046	RES.METAL FILM	HIP RC-02H 1% 1K47	5322 117 10527
R8047	RES.CHIP	RMC1/8 1% 21E5	5322 111 92014
R8048	RES.METAL FILM	HIP RC-02H 1% 3K48	5322 117 10557
R8049	RES.CHIP	HIP RC-02H 1% 5K11	5322 117 10487
R8050	RES.CHIP	RMC1/8 1% 21E5	5322 111 92014
R8051	RES.CHIP	RMC1/8 1% 21E5	5322 111 92014
R8052	RES.METAL FILM	HIP RC-02H 1% 6K19	5322 117 10577
R8053	RES.CHIP	HIP RC-01 5% 1E	4822 051 10108
R8054	RES.CHIP	HIP RC-01 5% 1E	4822 051 10108
R8055	RES.METAL FILM	HIP RC-02H 1% 21K5	5322 117 10542
R8056	RES.CHIP	RMC1/8 1% 42E2	4822 111 91887
R8057	RES.CHIP	RMC1/8 1% 51E1	5322 111 91893
R8058	RES.METAL FILM	HIP RC-02H 1% 383E	5322 117 10559
R8059	RES.METAL FILM	HIP RC-02H 1% 422E	5322 117 10564
R8060	RES.METAL FILM	HIP RC-02H 1% 1K96	5322 117 10539
R8061	RES.CHIP	HIP RC-02H 1% 1K	4822 051 10102
R8062	RES.CHIP	HIP RC-02H 1% 5K11	5322 117 10487
R8063	RES.CHIP	HIP RC-02H 1% 1K	4822 051 10102
R8064	RES.METAL FILM	HIP RC-02H 1% 1K47	5322 117 10527
R8065	RES.CHIP	HIP RC-02H 1% 1K	4822 051 10102
R8066	RES.CHIP	HIP RC-02H 1% 1K	4822 051 10102
R8067	RES.CHIP	HIP RC-02H 1% 1K	4822 051 10102
R8068	RES.CHIP	HIP RC-02H 1% 2K15	5322 117 10485
R8069	RES.CHIP	HIP RC-02H 1% 5K11	5322 117 10487
R8070	RES.CHIP	HIP RC-02H 1% 5K11	5322 117 10487
R8071	RES.CHIP	HIP RC-02H 1% 8K25	5322 117 10586
R8072	RES.CHIP	HIP RC-02H 1% 1K	4822 051 10102
R8073	RES.CHIP	HIP RC-02H 1% 1K	4822 051 10102
R8074	RES.CHIP	RMC1/8 1% 51E1	5322 111 91893
R8075	RES.CHIP	RMC1/8 1% 51E1	5322 111 91893
R8076	RES.CHIP	RMC1/8 1% 51E1	5322 111 91893
R8077	RES.METAL FILM	HIP RC-02H 1% 511E	5322 117 10569
R8078	RES.METAL FILM	HIP RC-02H 1% 511E	5322 117 10569
R8079	RES.CHIP	RMC1/8 1% 51E1	5322 111 91893
R8080	RES.CHIP	HIP RC-02H 1% 5K11	5322 117 10487
R8081	RES.METAL FILM	HIP RC-02H 1% 750E	5322 117 10582
R8082	RES.CHIP	HIP RC-02H 1% 1K	4822 051 10102
R8083	RES.METAL FILM	HIP RC-02H 1% 2K87	5322 117 10549
R8084	RES.METAL FILM	HIP RC-02H 1% 511E	5322 117 10569
R8085	RES.METAL FILM	HIP RC-02H 1% 1K62	5322 117 10531
R8086	RES.METAL FILM	HIP RC-02H 1% 619E	5322 117 10576
R8087	RES.METAL FILM	HIP RC-02H 1% 1K21	5322 117 10521
R8088	RES.CHIP	HIP RC-02H 1% 5K11	5322 117 10487
R8089	RES.METAL FILM	HIP RC-02H 1% 2K61	5322 117 10547
R8090	RES.METAL FILM	HIP RC-02H 1% 31K6	5322 117 10554
R8091	RES.METAL FILM	HIP RC-02H 1% 31K6	5322 117 10554

Item	Description		Ordering code
R8092	RES.METAL FILM	HIP RC-02H 1% 2K61	5322 117 10547
R8093	RES.METAL FILM	HIP RC-02H 1% 2K61	5322 117 10547
R8094	RES.METAL FILM	HIP RC-02H 1% 2K61	5322 117 10547
R8095	RES.CHIP	RMC1/8 1% 21E5	5322 111 92014
R8096	RES.METAL FILM	HIP RC-02H 1% 12K1	5322 117 10522
R8097	RES.METAL FILM	HIP RC-02H 1% 1K96	5322 117 10539
R8098	RES.METAL FILM	HIP RC-02H 1% 2K61	5322 117 10547
R8099	RES.CHIP	RC-02H 1% 100E	4822 051 10101
R8100	RES.METAL FILM	HIP RC-02H 1% 422E	5322 117 10564
R8101	RES.CHIP	HIP RC-02H 1% 10K	4822 051 10103
R8102	RES.METAL FILM	HIP RC-02H 1% 12K1	5322 117 10522
R8103	RES.CHIP	HIP RC-02H 1% 100K	4822 051 10104
R8104	RES.METAL FILM	HIP RC-02H 1% 14K7	5322 117 10528
R8105	RES.METAL FILM	HIP RC-02H 1% 1K62	5322 117 10531
R8106	RES.CHIP	HIP RC-02H 1% 10K	4822 051 10103
R8130	RES.MET.GLAZED	RMC1/8 1% 31E6	5322 116 82895
R8131	RES.CHIP	HIP RC-02H 1% 5K11	5322 117 10487
R8132	RES.METAL FILM	HIP RC-02H 1% 1K47	5322 117 10527
R8133	RES.CHIP	RMC1/8 1% 10E	4822 111 91885
R8134	RES.METAL FILM	HIP RC-02H 1% 1K62	5322 117 10531
R8135	RES.METAL FILM	HIP RC-02H 1% 162E	5322 117 10529
R8136	RES.METAL FILM	HIP RC-02H 1% 2K61	5322 117 10547
R8137	RES.METAL FILM	HIP RC-02H 1% 3K16	5322 117 10553
R8138	RES.METAL FILM	HIP RC-02H 1% 3K16	5322 117 10553
R8200	RES.CHIP	RMC1/8 1% 10E	4822 111 91885
R8403	RES.CHIP	HIP RC-02H 1% 1K	4822 051 10102
R8404	RES.CHIP	HIP RC-02H 1% 1K	4822 051 10102
R8405	RES.CHIP	HIP RC-02H 1% 1K	4822 051 10102
R8410	RES.CHIP	HIP RC-02H 1% 100E	4822 051 10101
R8411	RES.CHIP	HIP RC-02H 1% 100E	4822 051 10101

SEMICONDUCTORS

V1001	TRANSISTOR,CHIP	BSS83 PEL	5322 130 60502
V1002	DIODE	BBY62 PEL	5322 130 82685
V1003	DIODE,REFERENCE	BZX84-C6V8 PEL	5322 130 80406
V1004	TRANSISTOR,CHIP	BFR31 PEL	5322 130 44787
V1005	TRANSISTOR,CHIP	BFR31 PEL	5322 130 44787
V1006	TRANSISTOR,CHIP	BF990A PEL	4822 130 62657
V1007	TRANSISTOR,CHIP	BFS20 PEL	5322 130 42718
V1008	TRANSISTOR,CHIP	BF579 TEL	5322 130 63453
V1009	TRANSISTOR,CHIP	BFR53 PEL	5322 130 61244
V1012	TRANSISTOR,CHIP	BSS83 PEL	5322 130 60502
V1013	TRANSISTOR,CHIP	BSS83 PEL	5322 130 60502
V1015	TRANSISTOR,CHIP	BC858C PEL	4822 130 42513
V1016	TRANSISTOR,CHIP	BC858C PEL	4822 130 42513
V1017	TRANSISTOR,CHIP	BC848C PEL	5322 130 42136
V1018	TRANSISTOR,CHIP	BC848C PEL	5322 130 42136

Item	Description		Ordering code
V1201	TRANSISTOR,CHIP	BF579 TEL	5322 130 63453
V1202	TRANSISTOR,CHIP	BF579 TEL	5322 130 63453
V1206	TRANSISTOR,CHIP	BC858C PEL	4822 130 42513
V1207	TRANSISTOR,CHIP	BC858C PEL	4822 130 42513
V1208	TRANSISTOR,CHIP	BC858C PEL	4822 130 42513
V1209	TRANSISTOR,CHIP	BC858C PEL	4822 130 42513
V1251	TRANSISTOR,CHIP	BC848C PEL	5322 130 42136
V1252	TRANSISTOR,CHIP	BC848C PEL	5322 130 42136
V1301	DIODE,REFERENCE	BZX84-C6V2 PEL	5322 130 33671
V1302	DIODE,REFERENCE	BZX84-C7V5 PEL	5322 130 33763
V1304	DIODE,REFERENCE	BZX84-C4V7 PEL	5322 130 31937
V1306	DIODE,REFERENCE	BZX84-C2V4 PEL	4822 130 33703
V1307	DIODE,REFERENCE	BZX84-C3V0 PEL	5322 130 32739
V1308	DIODE,CHIP	BAS28 PEL	5322 130 80214
V1313	DIODE,CHIP	BAS28 PEL	5322 130 80214
V2001	TRANSISTOR,CHIP	BSS83 PEL	5322 130 60502
V2002	DIODE	BBY62 PEL	5322 130 82685
V2003	DIODE,REFERENCE	BZX84-C6V8 PEL	5322 130 80406
V2004	TRANSISTOR,CHIP	BFR31 PEL	5322 130 44787
V2005	TRANSISTOR,CHIP	BFR31 PEL	5322 130 44787
V2006	TRANSISTOR,CHIP	BF990A PEL	4822 130 62657
V2007	TRANSISTOR,CHIP	BFS20 PEL	5322 130 42718
V2008	TRANSISTOR,CHIP	BF579 TEL	5322 130 63453
V2009	TRANSISTOR,CHIP	BFR53 PEL	5322 130 61244
V2012	TRANSISTOR,CHIP	BSS83 PEL	5322 130 60502
V2013	TRANSISTOR,CHIP	BSS83 PEL	5322 130 60502
V2015	TRANSISTOR,CHIP	BC858C PEL	4822 130 42513
V2016	TRANSISTOR,CHIP	BC858C PEL	4822 130 42513
V2017	TRANSISTOR,CHIP	BC848C PEL	5322 130 42136
V2018	TRANSISTOR,CHIP	BC848C PEL	5322 130 42136
V2201	TRANSISTOR,CHIP	BF579 TEL	5322 130 63453
V2202	TRANSISTOR,CHIP	BF579 TEL	5322 130 63453
V2206	TRANSISTOR,CHIP	BC858C PEL	4822 130 42513
V2207	TRANSISTOR,CHIP	BC858C PEL	4822 130 42513
V2208	TRANSISTOR,CHIP	BC858C PEL	4822 130 42513
V2209	TRANSISTOR,CHIP	BC858C PEL	4822 130 42513
V2301	DIODE,REFERENCE	BZX84-C6V8 PEL	5322 130 80406
V2302	DIODE,REFERENCE	BZX84-C7V5 PEL	5322 130 33763
V2303	DIODE,CHIP	BAS28 PEL	5322 130 80214
V2304	DIODE,REFERENCE	BZX84-C4V7 PEL	5322 130 31937
V2306	DIODE,REFERENCE	BZX84-C2V4 PEL	4822 130 33703
V2307	DIODE,REFERENCE	BZX84-C3V0 PEL	5322 130 32739
V3001	TRANSISTOR,CHIP	BSS83 PEL	5322 130 60502
V3002	DIODE	BBY62 PEL	5322 130 82685
V3003	DIODE,REFERENCE	BZX84-C6V8 PEL	5322 130 80406
V3004	TRANSISTOR,CHIP	BFR31 PEL	5322 130 44787
V3005	TRANSISTOR,CHIP	BFR31 PEL	5322 130 44787

Item	Description		Ordering code
V3006	TRANSISTOR,CHIP	BF990A PEL	4822 130 62657
V3007	TRANSISTOR,CHIP	BFS20 PEL	5322 130 42718
V3008	TRANSISTOR,CHIP	BF579 TEL	5322 130 63453
V3009	TRANSISTOR,CHIP	BFR53 PEL	5322 130 61244
V3012	TRANSISTOR,CHIP	BSS83 PEL	5322 130 60502
V3013	TRANSISTOR,CHIP	BSS83 PEL	5322 130 60502
V3015	TRANSISTOR,CHIP	BC858C PEL	4822 130 42513
V3016	TRANSISTOR,CHIP	BC858C PEL	4822 130 42513
V3017	TRANSISTOR,CHIP	BC848C PEL	5322 130 42136
V3018	TRANSISTOR,CHIP	BC848C PEL	5322 130 42136
V3201	TRANSISTOR,CHIP	BF579 TEL	5322 130 63453
V3202	TRANSISTOR,CHIP	BF579 TEL	5322 130 63453
V3206	TRANSISTOR,CHIP	BC858C PEL	4822 130 42513
V3207	TRANSISTOR,CHIP	BC858C PEL	4822 130 42513
V3208	TRANSISTOR,CHIP	BC858C PEL	4822 130 42513
V3209	TRANSISTOR,CHIP	BC858C PEL	4822 130 42513
V3301	DIODE,REFERENCE	BZX84-C6V8 PEL	5322 130 80406
V3302	DIODE,REFERENCE	BZX84-C7V5 PEL	5322 130 33763
V3303	DIODE,CHIP	BAS28 PEL	5322 130 80214
V3304	DIODE,REFERENCE	BZX84-C4V7 PEL	5322 130 31937
V3306	DIODE,REFERENCE	BZX84-C2V4 PEL	4822 130 33703
V3307	DIODE,REFERENCE	BZX84-C3V0 PEL	5322 130 32739
V4001	TRANSISTOR,CHIP	BSS83 PEL	5322 130 60502
V4002	DIODE	BBY62 PEL	5322 130 82685
V4003	DIODE,REFERENCE	BZX84-C6V8 PEL	5322 130 80406
V4004	TRANSISTOR,CHIP	BFR31 PEL	5322 130 44787
V4005	TRANSISTOR,CHIP	BFR31 PEL	5322 130 44787
V4006	TRANSISTOR,CHIP	BF990A PEL	4822 130 62657
V4007	TRANSISTOR,CHIP	BFS20 PEL	5322 130 42718
V4008	TRANSISTOR,CHIP	BF579 TEL	5322 130 63453
V4009	TRANSISTOR,CHIP	BFR53 PEL	5322 130 61244
V4012	TRANSISTOR,CHIP	BSS83 PEL	5322 130 60502
V4013	TRANSISTOR,CHIP	BSS83 PEL	5322 130 60502
V4015	TRANSISTOR,CHIP	BC858C PEL	4822 130 42513
V4016	TRANSISTOR,CHIP	BC858C PEL	4822 130 42513
V4017	TRANSISTOR,CHIP	BC848C PEL	5322 130 42136
V4018	TRANSISTOR,CHIP	BC848C PEL	5322 130 42136
V4201	TRANSISTOR,CHIP	BF579 TEL	5322 130 63453
V4202	TRANSISTOR,CHIP	BF579 TEL	5322 130 63453
V4206	TRANSISTOR,CHIP	BC858C PEL	4822 130 42513
V4207	TRANSISTOR,CHIP	BC858C PEL	4822 130 42513
V4208	TRANSISTOR,CHIP	BC858C PEL	4822 130 42513
V4209	TRANSISTOR,CHIP	BC858C PEL	4822 130 42513
V4301	DIODE,REFERENCE	BZX84-C6V8 PEL	5322 130 80406
V4302	DIODE,REFERENCE	BZX84-C7V5 PEL	5322 130 33763
V4303	DIODE,CHIP	BAS28 PEL	5322 130 80214
V4304	DIODE,REFERENCE	BZX84-C4V7 PEL	5322 130 31937

Item	Description		Ordering code
V4306	DIODE,REFERENCE	BZX84-C2V4 PEL	4822 130 33703
V4307	DIODE,REFERENCE	BZX84-C3V0 PEL	5322 130 32739
V5001	TRANSISTOR,CHIP	BFS20 PEL	5322 130 42718
V5002	TRANSISTOR,CHIP	BFS20 PEL	5322 130 42718
V5003	TRANSISTOR,CHIP	BFR92 PEL	5322 130 42145
V5004	TRANSISTOR,CHIP	BFR92 PEL	5322 130 42145
V5006	TRANSISTOR,CHIP	BFT92 PEL	5322 130 44711
V5007	TRANSISTOR,CHIP	BFT92 PEL	5322 130 44711
V5008	TRANSISTOR,CHIP	BFT92 PEL	5322 130 44711
V5009	TRANSISTOR,CHIP	BFT92 PEL	5322 130 44711
V5011	DIODE,CHIP	BAT17 PEL	5322 130 31544
V5012	DIODE,CHIP	BAT17 PEL	5322 130 31544
V5013	DIODE,CHIP	BAT17 PEL	5322 130 31544
V5014	DIODE,CHIP	BAT17 PEL	5322 130 31544
V5016	DIODE,REFERENCE	BZX84-C6V2 PEL	5322 130 33671
V5017	TRANSISTOR,CHIP	BFT92 PEL	5322 130 44711
V5018	TRANSISTOR,CHIP	BFT92 PEL	5322 130 44711
V5501	TRANSISTOR,CHIP	BFS20 PEL	5322 130 42718
V5502	TRANSISTOR,CHIP	BFS20 PEL	5322 130 42718
V5503	TRANSISTOR,CHIP	BC848C PEL	5322 130 42136
V5504	DIODE,CHIP	BAV99 PEL	5322 130 34337
V5506	TRANSISTOR,CHIP	BC848C PEL	5322 130 42136
V5601	DIODE,REFERENCE	BZX84-C6V2 PEL	5322 130 33671
V6001	TRANSISTOR,CHIP	BC848C PEL	5322 130 42136
V6002	TRANSISTOR,CHIP	BC848C PEL	5322 130 42136
V6003	TRANSISTOR,CHIP	BC858C PEL	4822 130 42513
V6004	TRANSISTOR,CHIP	BC858C PEL	4822 130 42513
V6005	TRANSISTOR,CHIP	BC858C PEL	4822 130 42513
V6006	TRANSISTOR,CHIP	BC848C PEL	5322 130 42136
V6007	DIODE,CHIP	BAV99 PEL	5322 130 34337
V6008	TRANSISTOR,CHIP	BC848C PEL	5322 130 42136
V6012	TRANSISTOR,CHIP	BFR92 PEL	5322 130 42145
V6013	TRANSISTOR	FET ON4401 PEL	5322 130 61498
V6014	TRANSISTOR	FET ON4401 PEL	5322 130 61498
V6016	TRANSISTOR,CHIP	BC848C PEL	5322 130 42136
V6017	DIODE,CHIP	BAS28 PEL	5322 130 80214
V6018	DIODE,REFERENCE	BZX84-C5V6 PEL	4822 130 80125
V6019	TRANSISTOR,CHIP	BC848C PEL	5322 130 42136
V6022	DIODE,REFERENCE	BZX84-C5V6 PEL	4822 130 80125
V6041	DIODE,CHIP	BAS28 PEL	5322 130 80214
V6042	TRANSISTOR,CHIP	BC848C PEL	5322 130 42136
V6044	DIODE,CHIP	BAS28 PEL	5322 130 80214
V6061	TRANSISTOR,CHIP	BC858C PEL	4822 130 42513
V6062	TRANSISTOR,CHIP	BC848C PEL	5322 130 42136
V6101	DIODE,REFERENCE	BZX84-C2V4 PEL	4822 130 33703
V6506	TRANSISTOR,CHIP	BF824 PEL	4822 130 60383
V6507	TRANSISTOR,CHIP	BF824 PEL	4822 130 60383

Item	Description		Ordering code
V6532	TRANSISTOR,CHIP	BC858C PEL	4822 130 42513
V6553	TRANSISTOR,CHIP	BC858C PEL	4822 130 42513
V6573	TRANSISTOR,CHIP	BF824 PEL	4822 130 60383
V6574	TRANSISTOR,CHIP	BF824 PEL	4822 130 60383
V6593	DIODE,CHIP	BAS28 PEL	5322 130 80214
V6604	TRANSISTOR,CHIP	BFT92 PEL	5322 130 44711
V6606	TRANSISTOR,CHIP	BFT92 PEL	5322 130 44711
V6628	TRANSISTOR,CHIP	BC848C PEL	5322 130 42136
V6631	TRANSISTOR,CHIP	BC848C PEL	5322 130 42136
V6637	DIODE,REFERENCE	BZX84-C6V8 PEL	5322 130 80406
V6667	TRANSISTOR,CHIP	BC858C PEL	4822 130 42513
V6668	TRANSISTOR,CHIP	BC858C PEL	4822 130 42513
V6686	TRANSISTOR,CHIP	BC848C PEL	5322 130 42136
V6687	TRANSISTOR,CHIP	BC848C PEL	5322 130 42136
V6691	TRANSISTOR,CHIP	BC848C PEL	5322 130 42136
V6754	TRANSISTOR,CHIP	BC848C PEL	5322 130 42136
V6757	TRANSISTOR,CHIP	BC848C PEL	5322 130 42136
V6759	TRANSISTOR,CHIP	BC848C PEL	5322 130 42136
V6761	DIODE,CHIP	BAS28 PEL	5322 130 80214
V6763	TRANSISTOR,CHIP	BC848C PEL	5322 130 42136
V6764	DIODE,REFERENCE	BZX84-C6V2 PEL	5322 130 33671
V6768	TRANSISTOR,CHIP	BC848C PEL	5322 130 42136
V7001	TRANSISTOR,CHIP	BC848C PEL	5322 130 42136
V7003	TRANSISTOR,CHIP	BC858C PEL	4822 130 42513
V7004	TRANSISTOR,CHIP	BC858C PEL	4822 130 42513
V7005	TRANSISTOR,CHIP	BC858C PEL	4822 130 42513
V7006	TRANSISTOR,CHIP	BC848C PEL	5322 130 42136
V7007	DIODE,CHIP	BAV99 PEL	5322 130 34337
V7012	TRANSISTOR,CHIP	BFR92 PEL	5322 130 42145
V7016	TRANSISTOR,CHIP	BC848C PEL	5322 130 42136
V7017	DIODE,CHIP	BAS28 PEL	5322 130 80214
V7018	DIODE,REFERENCE	BZX84-C5V6 PEL	4822 130 80125
V7019	TRANSISTOR	FET ON4401 PEL	5322 130 61498
V7020	TRANSISTOR	FET ON4401 PEL	5322 130 61498
V7031	TRANSISTOR,CHIP	BF824 PEL	4822 130 60383
V7032	TRANSISTOR,CHIP	BF824 PEL	4822 130 60383
V7075	DIODE,CHIP	BAS28 PEL	5322 130 80214
V7091	TRANSISTOR,CHIP	BC848C PEL	5322 130 42136
V7093	TRANSISTOR,CHIP	BC848C PEL	5322 130 42136
V7094	TRANSISTOR,CHIP	BC848C PEL	5322 130 42136
V7150	TRANSISTOR,CHIP	BF824 PEL	4822 130 60383
V7151	TRANSISTOR,CHIP	BF824 PEL	4822 130 60383
V7152	TRANSISTOR,CHIP	BC858C PEL	4822 130 42513
V7506	TRANSISTOR,CHIP	BF824 PEL	4822 130 60383
V7507	TRANSISTOR,CHIP	BF824 PEL	4822 130 60383
V7532	TRANSISTOR,CHIP	BC858C PEL	4822 130 42513
V7553	TRANSISTOR,CHIP	BC858C PEL	4822 130 42513

Item	Description		Ordering code
V7573	TRANSISTOR,CHIP	BF824 PEL	4822 130 60383
V7574	TRANSISTOR,CHIP	BF824 PEL	4822 130 60383
V7686	TRANSISTOR,CHIP	BC848C PEL	5322 130 42136
V7687	TRANSISTOR,CHIP	BC848C PEL	5322 130 42136
V7691	TRANSISTOR,CHIP	BC848C PEL	5322 130 42136
V7714	TRANSISTOR,CHIP	BC848C PEL	5322 130 42136
V7801	DIODE,CHIP	BAV99 PEL	5322 130 34337
V7802	DIODE,CHIP	BAV99 PEL	5322 130 34337
V7803	DIODE,CHIP	BAV99 PEL	5322 130 34337
V7804	DIODE,CHIP	BAV99 PEL	5322 130 34337
V7805	DIODE,CHIP	BAV99 PEL	5322 130 34337
V7806	DIODE,CHIP	BAV99 PEL	5322 130 34337
V7807	DIODE,CHIP	BAV99 PEL	5322 130 34337
V7808	DIODE,CHIP	BAV99 PEL	5322 130 34337
V8001	TRANSISTOR,CHIP	BC848C PEL	5322 130 42136
V8002	TRANSISTOR,CHIP	BC848C PEL	5322 130 42136
V8003	TRANSISTOR,CHIP	BC848C PEL	5322 130 42136
V8004	DIODE,CHIP	BAS28 PEL	5322 130 80214
V8005	TRANSISTOR,CHIP	BC848C PEL	5322 130 42136
V8006	TRANSISTOR,CHIP	BC848C PEL	5322 130 42136
V8007	TRANSISTOR,CHIP	BC848C PEL	5322 130 42136
V8008	TRANSISTOR,CHIP	BC848C PEL	5322 130 42136
V8009	TRANSISTOR,CHIP	BC848C PEL	5322 130 42136
V8011	TRANSISTOR,CHIP	BFT92 PEL	5322 130 44711
V8012	TRANSISTOR,CHIP	BFT92 PEL	5322 130 44711
V8013	TRANSISTOR,CHIP	BFT92 PEL	5322 130 44711
V8014	TRANSISTOR,CHIP	BFT92 PEL	5322 130 44711
V8015	DIODE,REFERENCE	BZX84-C2V4 PEL	4822 130 33703
V8018	TRANSISTOR,CHIP	BC848C PEL	5322 130 42136
V8019	TRANSISTOR,CHIP	BC848C PEL	5322 130 42136
V8023	TRANSISTOR,CHIP	BFT92 PEL	5322 130 44711
V8024	TRANSISTOR,CHIP	BFT92 PEL	5322 130 44711
V8025	DIODE,CHIP	BAV99 PEL	5322 130 34337
V8028	DIODE,CHIP	BAS28 PEL	5322 130 80214
V8029	TRANSISTOR,CHIP	BFT92 PEL	5322 130 44711
V8031	TRANSISTOR,CHIP	BFT92 PEL	5322 130 44711
V8032	DIODE,CHIP	BAV99 PEL	5322 130 34337
V8040	DIODE,CHIP	BAV99 PEL	5322 130 34337
V8041	DIODE,CHIP	BAV99 PEL	5322 130 34337
V8042	TRANSISTOR,CHIP	BSV52 PEL	5322 130 44336
V8043	TRANSISTOR,CHIP	BSV52 PEL	5322 130 44336
V8044	TRANSISTOR,CHIP	BC848C PEL	5322 130 42136
V8061	TRANSISTOR,CHIP	BFR92 PEL	5322 130 42145
V8062	TRANSISTOR,CHIP	BFR92 PEL	5322 130 42145
V8063	TRANSISTOR,CHIP	BFR92 PEL	5322 130 42145
V8065	DIODE,CHIP	BAS28 PEL	5322 130 80214
V8066	TRANSISTOR,CHIP	BC858C PEL	4822 130 42513

Item	Description		Ordering code
V8067	TRANSISTOR,CHIP	BC858C PEL	4822 130 42513
V8068	TRANSISTOR,CHIP	BC848C PEL	5322 130 42136
V8101	DIODE,CHIP	BAS28 PEL	5322 130 80214

CONNECTORS

X1301	SOCKET,MALE	50 OHM BUS	5322 265 10266
X1301	HOLD,OBJECTIVE	CONTACTPIN	5322 268 14141
X1302	HOLD,OBJECTIVE	CONTACTPIN	5322 268 14141
X1302	SOCKET,MALE	50 OHM BUS	5322 265 10266
X2301	HOLD,OBJECTIVE	CONTACTPIN	5322 268 14141
X2301	SOCKET,MALE	50 OHM BUS	5322 265 10266
X2302	SOCKET,MALE	50 OHM BUS	5322 265 10266
X2302	HOLD,OBJECTIVE	CONTACTPIN	5322 268 14141
X3301	HOLD,OBJECTIVE	CONTACTPIN	5322 268 14141
X3301	SOCKET,MALE	50 OHM BUS	5322 265 10266
X3302	HOLD,OBJECTIVE	CONTACTPIN	5322 268 14141
X3302	SOCKET,MALE	50 OHM BUS	5322 265 10266
X4108	SOCKET,MALE	50 OHM BUS	5322 265 10266
X4108	HOLD,OBJECTIVE	CONTACTPIN	5322 268 14141
X4301	HOLD,OBJECTIVE	CONTACTPIN	5322 268 14141
X4301	SOCKET,MALE	50 OHM BUS	5322 265 10266
X4302	SOCKET,MALE	50 OHM BUS	5322 265 10266
X4302	HOLD,OBJECTIVE	CONTACTPIN	5322 268 14141
X5001	CONNECTOR	DIPS 4-P HAAKS OMSL	5322 265 30907
X6010	SOCKET,MALE	50 OHM BUS	5322 265 10266
X6010	HOLD,OBJECTIVE	CONTACTPIN	5322 268 14141
X6591	HOLD,OBJECTIVE	CONTACTPIN	5322 268 14141
X6591	SOCKET,MALE	50 OHM BUS	5322 265 10266
X6592	HOLD,OBJECTIVE	CONTACTPIN	5322 268 14141
X6592	SOCKET,MALE	50 OHM BUS	5322 265 10266
X6794	HOLD,OBJECTIVE	CONTACTPIN	5322 268 14141
X6794	SOCKET,MALE	50 OHM BUS	5322 265 10266
X8011	HOLD,OBJECTIVE	CONTACTPIN	5322 268 14141
X8011	SOCKET,MALE	50 OHM BUS	5322 265 10266
X8013	HOLD,OBJECTIVE	CONTACTPIN	5322 268 14141
X8013	SOCKET,MALE	50 OHM BUS	5322 265 10266
X8014	HOLD,OBJECTIVE	CONTACTPIN	5322 268 14141
X8014	SOCKET,MALE	50 OHM BUS	5322 265 10266
X9001	CONNECTOR	50-P DBL STRGHT	5322 265 61242
X9002	CONNECTOR	16-P 1.25MM STR	5322 267 51107

